


Øone's

# BLACK & WHITE

# DUNGEON OF TERROR #3 MAD MAGE CHAMBERS (EAST)





# Øone's BLACK & WHITE

## Welcome

This product line will bring you simple tiles for your favorite RPGs. In each product you will find a whole fantasy location fully fleshed out in miniature-scale tiles with the usual Øone's top-notch customization capabilities. The B&W maps are simple, line art battlemaps you can customize to suit your needs and then print. These tiles are accurate, detailed, inexpensive and no ink-eaters.

## In each B&W product you'll find:

- A Referee map detailing a fantasy location
- The whole location broken in US Letter sheets in miniature scale (each sheet contains a 8x10 inches tile)
- A short description of each area of the location with suggested plots

## The Rule the Dungeon® Feature

This Øone's exclusive feature allows you to customize the look of your map by adding the furniture, toggle the grid, hide the room numbers and much more.

On the Referee Map, you will find a big "Rule the Dungeon" button. This button will not be printed, so, don't mind if it overlaps something on the map. By clicking on this button some options will be shown, as detailed below. A checkmark will appear beside the options active.

The options available could vary with products, below is a list of the most common options included in B&W products:

- **Text:** toggle room numbers and tile numbers.
- **Tiling:** toggle the page tiling (Referee Map only)
- **Furniture:** toggle furniture
- **Doors:** toggle doors
- **Square/Hex Grid:** toggle square grid and hexagonal grid
- **No Grid:** turn off the grid
- **Black Fill:** toggle the black in the walls
- **Grey Fill:** toggle the grey fill in the walls
- **No Fill:** toggle the white fill in the walls
- **All:** toggle default state/empty state (with just the walls).

Note that the Rule the Dungeon button on the Referee Map controls all the battlemaps at once.

## How to Use This Product

Click on the big button of the Referee Map to customize your maps. Once you have obtained the desired appearance (note that room numbers and tiling do not appear on the tiles) simply choose "Print" from the Acrobat menu.

If you need to print only some tiles, simply click on the desired tile on the Referee Map and choose "Print this Tile".

## Tips for Printing

The tiles should have enough margins to print without checking the option "fit to page". If your printer has a margin larger than ¼ inch you should check it in order to print the whole tile. This could reduce slightly your tile but it should be easily usable.



Øone Roleplaying Games  
www.Øonegames.com  
master@Øonegames.com

Øone's Black & White: Dungeon of Terror #3  
Mad Mage Chambers (East)  
Product Code: bew006. First edition 06/2009  
Design: Mario Barbati  
2D drawings: Mario Barbati  
Graphics: Ø'Bully  
Software Engineer: Anna Fava

All of the content of this book is © by Øone Roleplaying Games. The reproduction or retransmission of any part of this book, without written permission of the copyright holder is expressly forbidden, except for the purpose of reviews. Permission is granted to print this book for personal use only.

Øone's  
**BLACK & WHITE**  
**LAIR OF THE  
BLACK CULT**

**DETAILED  
INEXPENSIVE  
CUSTOMIZABLE  
NO INK-EATING**

www.Øonegames.com

# DUNGEON OF TERROR#3

## MAD MAGE CHAMBERS (EAST)

Welcome to **DUNGEON OF TERROR**, the largest dungeon ever tiled!

**DUNGEON OF TERROR** contains **164** rooms, **8** different zones (each one featured in a single product) and it's broken in **225** customizable tiles.

You can play **DUNGEON OF TERROR** as a whole dungeon or extract your favorite sub-dungeon (or even a single room or encounter area) to suit your campaign. If you're bold, you can lay down a massive **120x150** inches dungeon to play the most extended miniature-scaled dungeon crawl of the history!

### The Story

The Dungeon of Terror was in origin an ancient mine, built by a now disappeared dwarven clan. It is said the dungeon was eventually conquered by an evil mage called Infidus the Black.

Infidus was mad, and he enjoyed filling the dungeon with all sort of magical devices and trying all sort of magical experiments. During his reign, no one dared to enter the Dungeon of Terror, since those who entered, never came out.

The dungeon remained unconquered until a single talented assassin managed to get past the dungeon defenses and penetrated the mad mage's sanctuary, down in the last level of the dungeon, killing him in the sleep.

Nobody knows the fate of the assassin. Someone speculates the assassin was crushed by the dungeon defenses while tried getting out, others say he became so rich to buy a whole reign and crowned himself king, some others say the mage became a lich and trapped the assassin for the eternity within the dungeon.

However, after Infidus death, the dungeon became target for new, evil inhabitants. Slowly, monsters moved into the magical halls breaking their defenses and looting their treasures. Most of the chambers remain actually unconquered and are known today as "The Mad Mage Chambers". (Featured in *Dungeon of Terror #3*, #5 and #7)

It is known that a feared orc tribe, worshipping the one-eyed god, dwells in the northernmost part of the dungeon. They are led by a cruel, black-skinned giant orc called Kruedgoor. (Featured in *Dungeon of Terror #1*)

The northwestern part of the dungeon was claimed a brotherhood of assassins. The assassins made there their hideout and perform all sort of evil and illegal activities, including slavery, torture and worse. (Featured in *Dungeon of Terror #2*).

Featuring one of the two entrances to the Dungeon, on the west side you can find an area called The Maze. It is said that the spirit of a powerful minotaur, once enslaved by Infidus, roams this labyrinth. (Featured in *Dungeon of Terror #4*)

Just south of the other entrance on the east side of the dungeon an undead area is found. This is the domain of Alserlak the Lich and of his wife Varlania the Vampiress, said to keep a "secret written in the books". The powerful couple has legions of undead at their orders and rarely other inhabitants of the dungeon dare to enter their rotten halls. (Featured in *Dungeon of Terror #6*)

In the southeast part of the dungeon there are natural cavern, which maybe existed before the dwarven colonization. Occasionally these caverns are visited by a band of smugglers and clandestine brewers who settled there their brewery. It is said the underground lake is also the home of a ferocious aquatic troll. (Featured in *Dungeon of Terror #8*)

### Mad Mage Chambers (East)

The eastern entrance of the Dungeon of Terror leads directly into the first unconquered area of the dungeon. Here, the presence of Infidus the Black is palpable. The very spirit of the old evil archmage seems to watch anyone who dares to enter in the dreaded halls. Orcs of the Fanged Skull tribe (dwelling north) and the assassins of the Assassins' Brotherhood (dwelling northwest) all have found a secure route to get in their dwelling areas, since traveling in the halls of Infidus could be deadly.

Occasionally the remains of an orc or of a thug can be found impaled on a trap or lying dead at the bottom of a pit, however, knowledge of some rooms has eventually spread among the adventurers, due to some rare surviving individuals.

It's common knowledge that you must enter wet in the so-called Room of the Sea God and you should bring some offers for the God. Some people warn to avoid entering in the Winged Demon room unless you are a powerful Sorcerer; other advice that if you must sound any gong in the Hallways of Gongs be prepared for a frontal assault of an unknown creature. It is told about a hold hermit that once was a powerful paladin and eventually was driven mad (and disfigured) by the rooms of the Numbers Enigma.

So, bold adventurers, enter the Mad Mage Chambers at your own risk!

### Mad Mage Chambers (East) Rooms

1. Eastern Entrance (Tile #120)
2. Pillared Room (Tiles #116, 117)
3. Hallway of the Gongs (Tiles #114, 115)
4. Rubble Room (Tile #103)
5. Hall of the 12 Columns (Tile #102)
6. Rubble small room (Tile #101)
7. Storage (Tile #101)
8. Storage (Tile #101)
9. Storage (Tile #100)
10. Storage (Tile #100)
11. Storage (Tile #100)
12. Storage (Tile #100)
13. Storage (Tile #99)
14. Storage (Tile #99)
15. Chamber of the Sea God (Tile #105)
16. Empty (Tile #104)
17. Chamber of the Winged Demon (Tiles #88, 89)
18. Empty (Tile #87)
19. Treasure Room (Tile #86)
20. Numbers Enigma, room one (Tile #69)
21. Numbers Enigma, room two (Tile #84)
22. Numbers Enigma, room three (Tile #85)
23. Empty (Tile #70)
24. Medusa lair (Tile #71)
25. Room of the four statues (Tiles #72, 73)
26. Three Wells (Tiles #74, 75)
27. Tomb of Sir Maximus (Tile #90)



### Dungeon of Terror #2: Assassins' Brotherhood

Map of the Assassins' Brotherhood dungeon. Rooms are numbered 75 through 89. The layout includes a central hallway with several rooms branching off, including a large room (88) and a circular room (79).

### Dungeon of Terror #1: Orcs' Nest

Map of the Orcs' Nest dungeon. Rooms are numbered 38 through 60. The layout features a central area with a large circular room (39) and a complex network of corridors leading to various rooms, including a large room (62) and a circular room (51).

### Dungeon of Terror #5: Mad Mage Chambers (West)

Map of the Mad Mage Chambers (West) dungeon. Rooms are numbered 28 through 37. The layout is a complex maze with a central circular room (29) and several smaller rooms branching off.

### Dungeon of Terror #3: The Crypt

Map of the Crypt dungeon. Rooms are numbered 1 through 27. The layout is a complex maze with a central circular room (4) and several smaller rooms, including a room with a table (21) and a room with a chair (27).

### Dungeon of Terror #2: Assassins' Brotherhood (Continuation)

Continuation of the Assassins' Brotherhood map. Rooms are numbered 90 through 99. The layout includes a large room (98) and a circular room (99).

### Dungeon of Terror #4: The Maze

Map of the Maze dungeon. Rooms are numbered 100 through 114. The layout is a complex maze with a central circular room (100) and several smaller rooms branching off.

### Dungeon of Terror #6: Lord of Undeath

Map of the Lord of Undeath dungeon. Rooms are numbered 128 through 164. The layout features a central area with a large circular room (157) and a complex network of corridors leading to various rooms, including a large room (164) and a circular room (154).


### Dungeon of Terror #7: Mad Mage Chambers (South)

Map of the Mad Mage Chambers (South) dungeon. Rooms are numbered 115 through 131. The layout is a complex maze with a central circular room (122) and several smaller rooms branching off.

### Dungeon of Terror #8: Scrag's Caverns

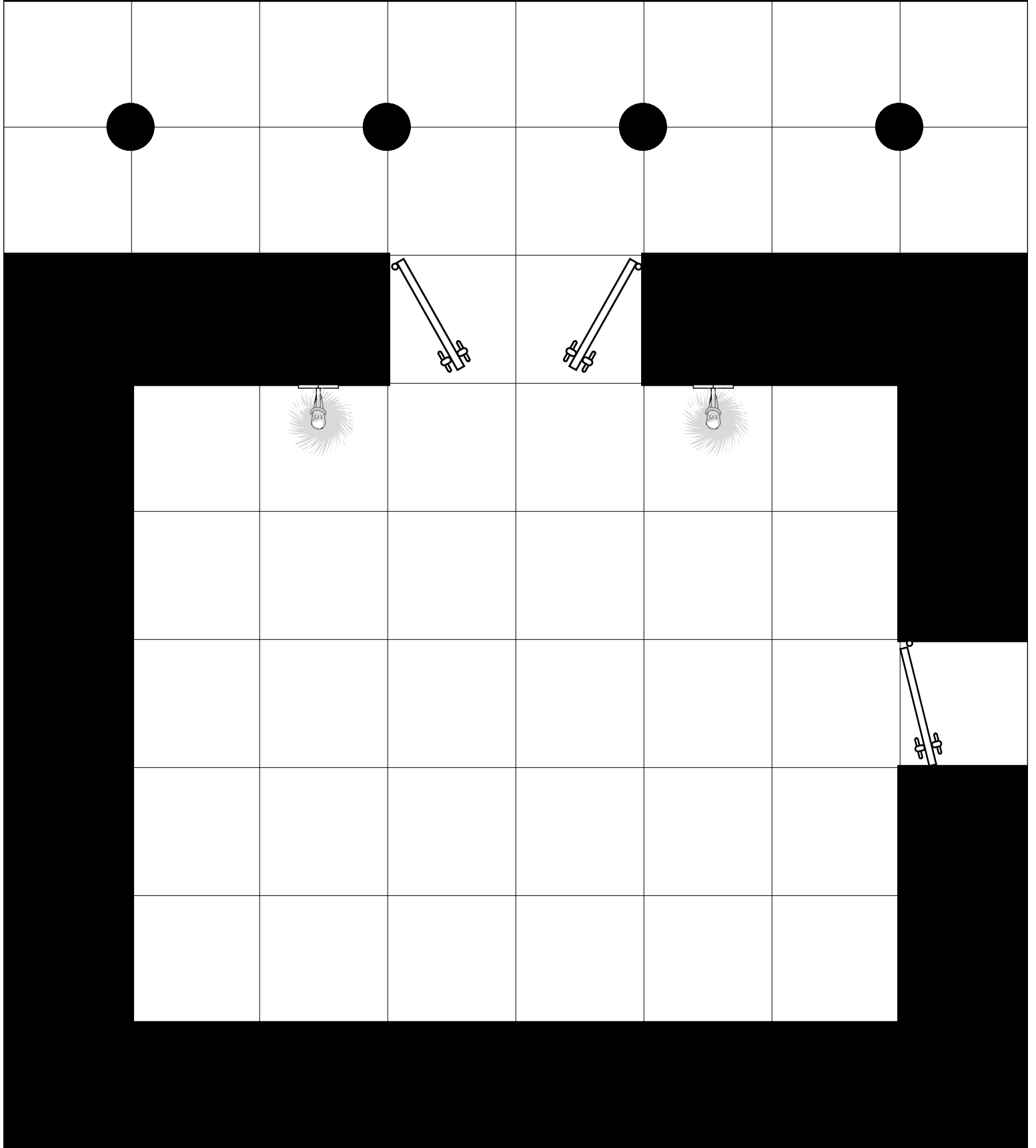
Map of Scrag's Caverns. Rooms are numbered 132 through 142. The layout is a complex maze with a central circular room (133) and several smaller rooms branching off.

# TERROR#69

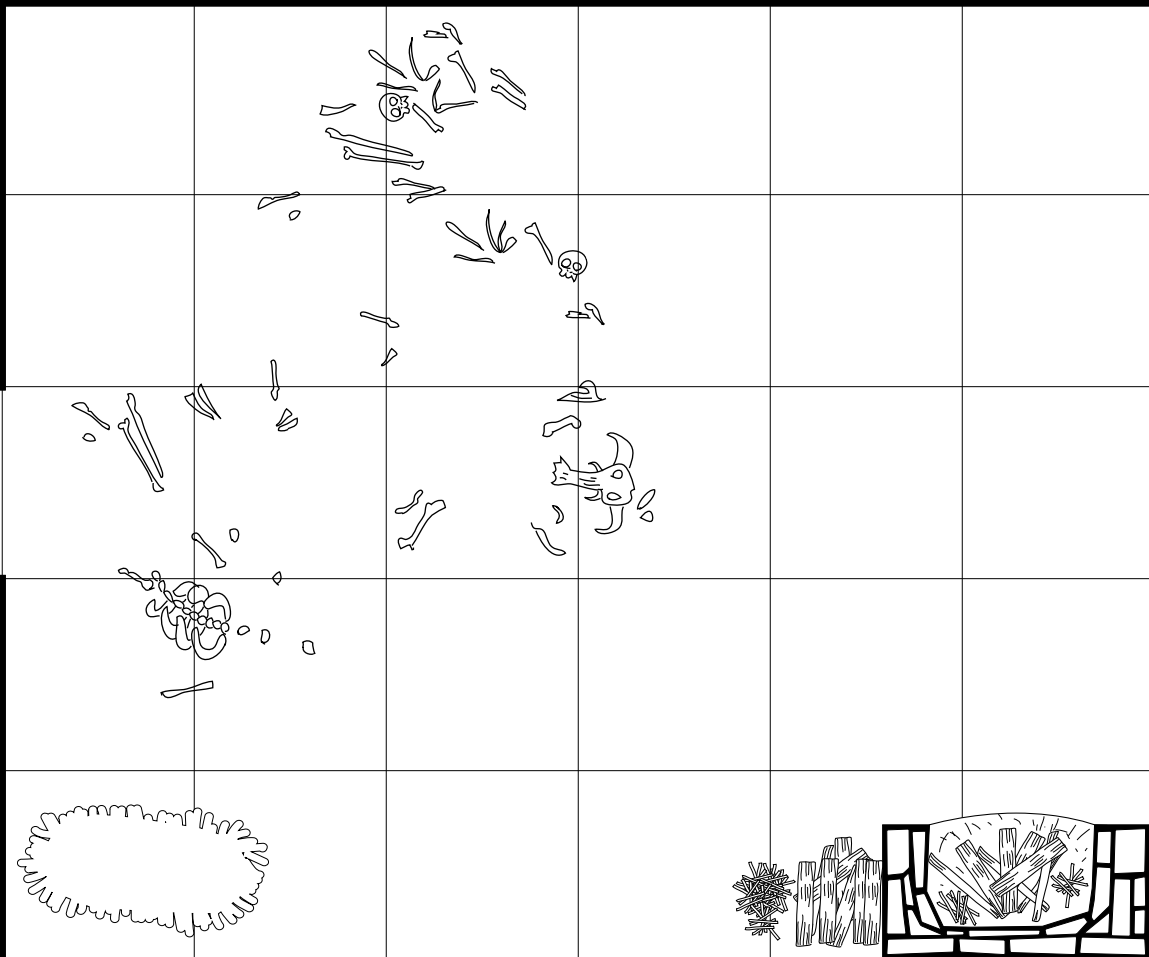


X

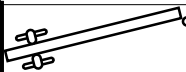
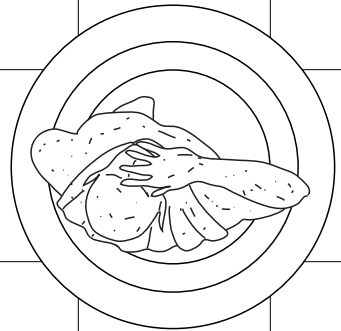

# TERROR#70



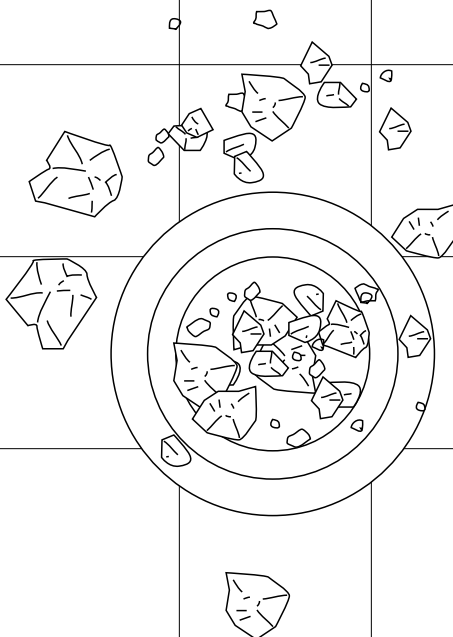


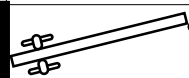
# TERROR#71



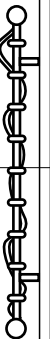
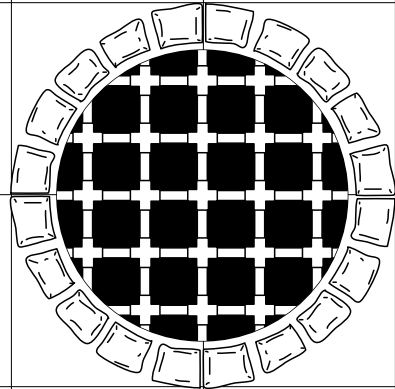
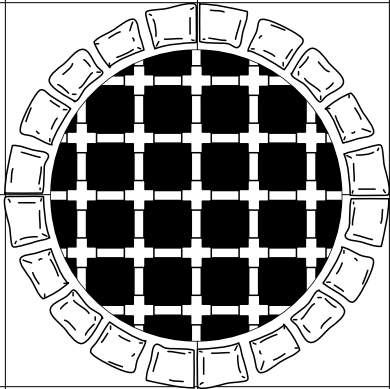
# TERROR#72







# TERROR#74





# TERROR#84

The image shows a grid of 28 numbered boxes arranged in 7 rows and 4 columns. The numbers are: Row 1: I, II, III, IV; Row 2: V, VI, VII, VIII; Row 3: IX, X, XI, XII; Row 4: XIII, XIV, XV, XVI; Row 5: XVII, XVIII, XIX, XX; Row 6: XXI, XXII, XXIII, XXIV. The grid is surrounded by a black border. At the top and bottom, there are light bulbs with rays emanating from them. On the top and right sides, there are clips holding the grid in place.

I	II	III	IV
V	VI	VII	VIII
IX	X	XI	XII
XIII	XIV	XV	XVI
XVII	XVIII	XIX	XX
XXI	XXII	XXIII	XXIV



# TERROR#85



LXXX IIIXX IXX IXX


XX XIX IIIIX IIX

IIX IX IX IIIIX

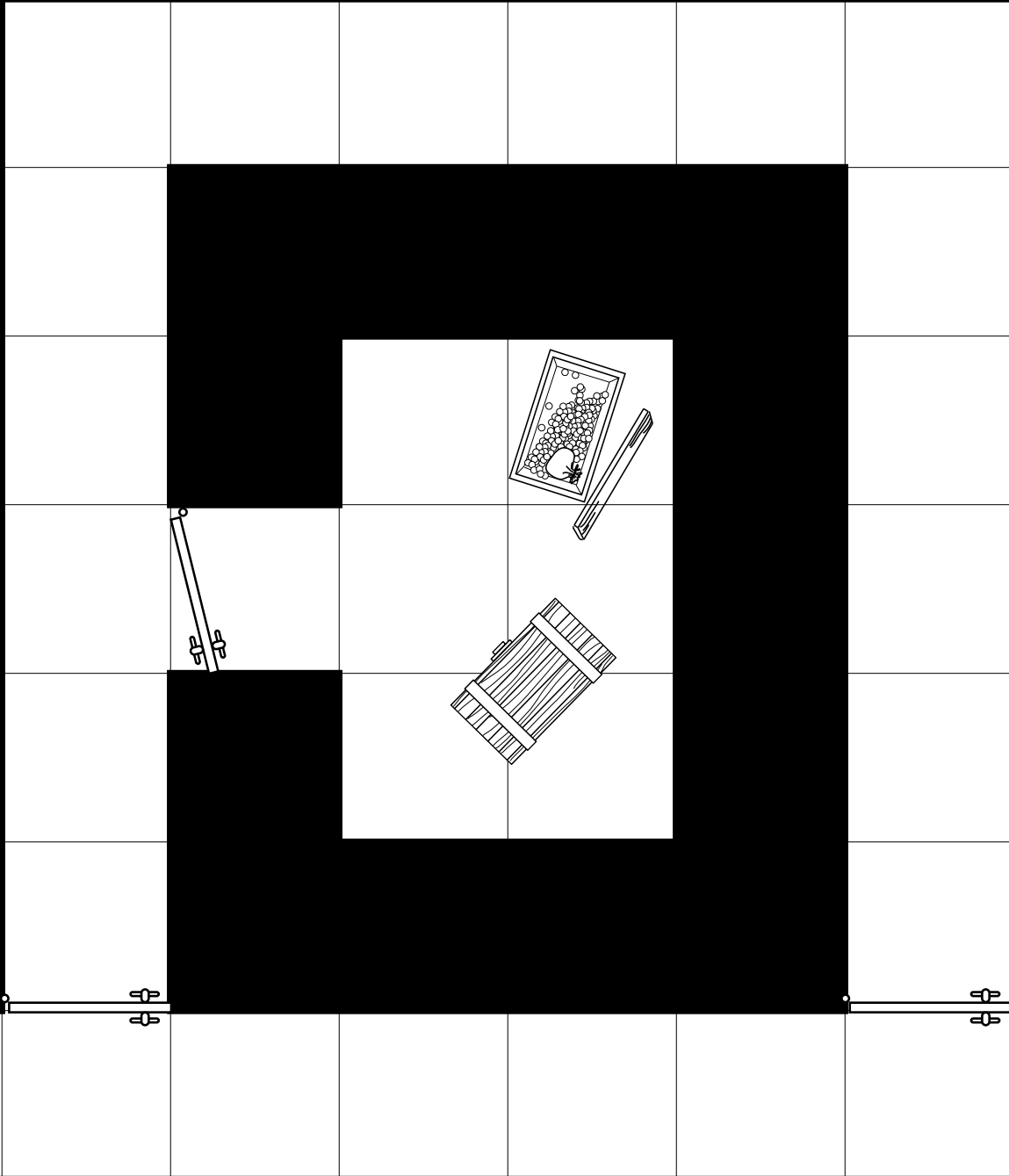
IIX IX X XI

IIII IIX IX I



LI III II I

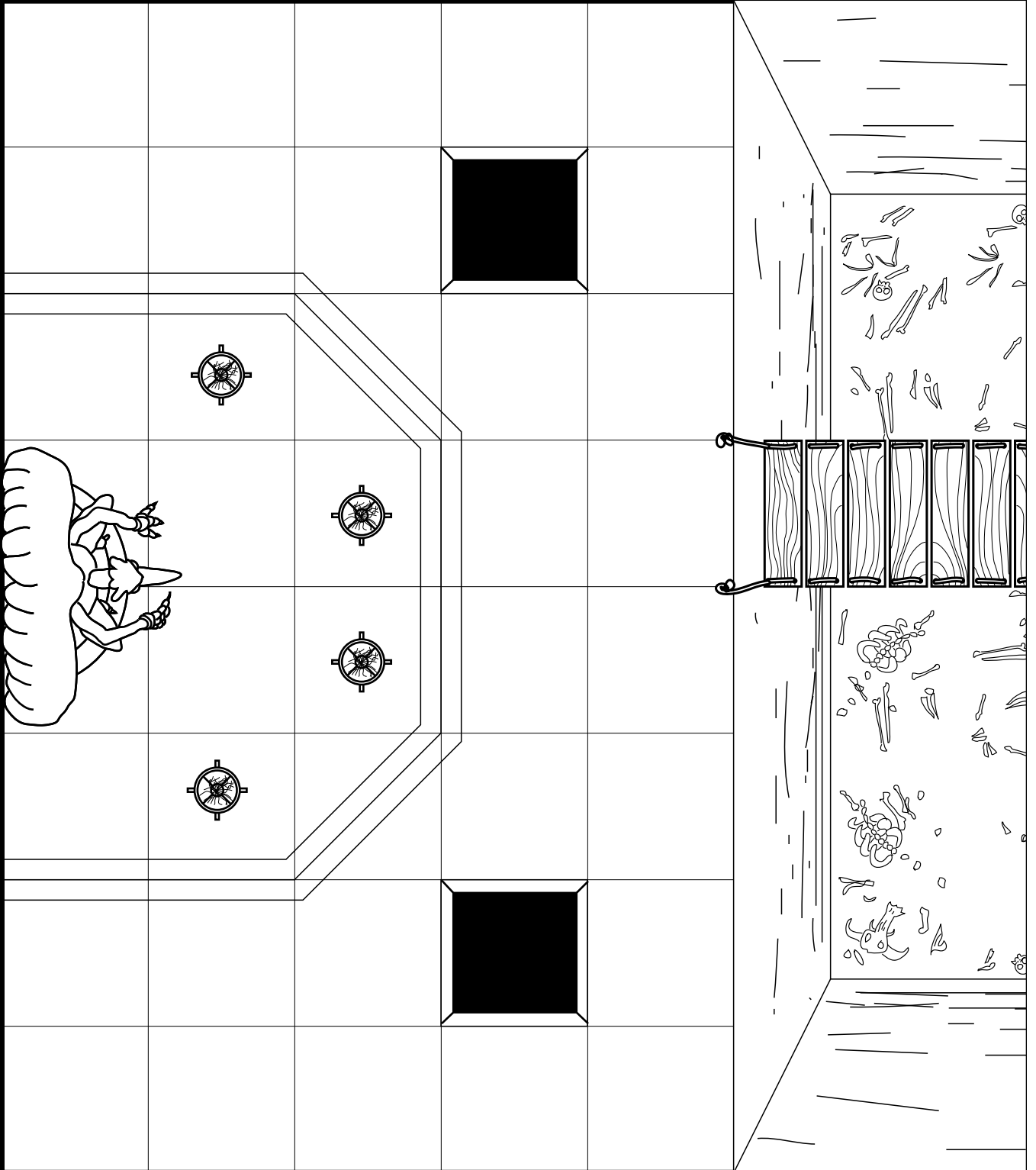


# TERROR#86




# TERROR#87



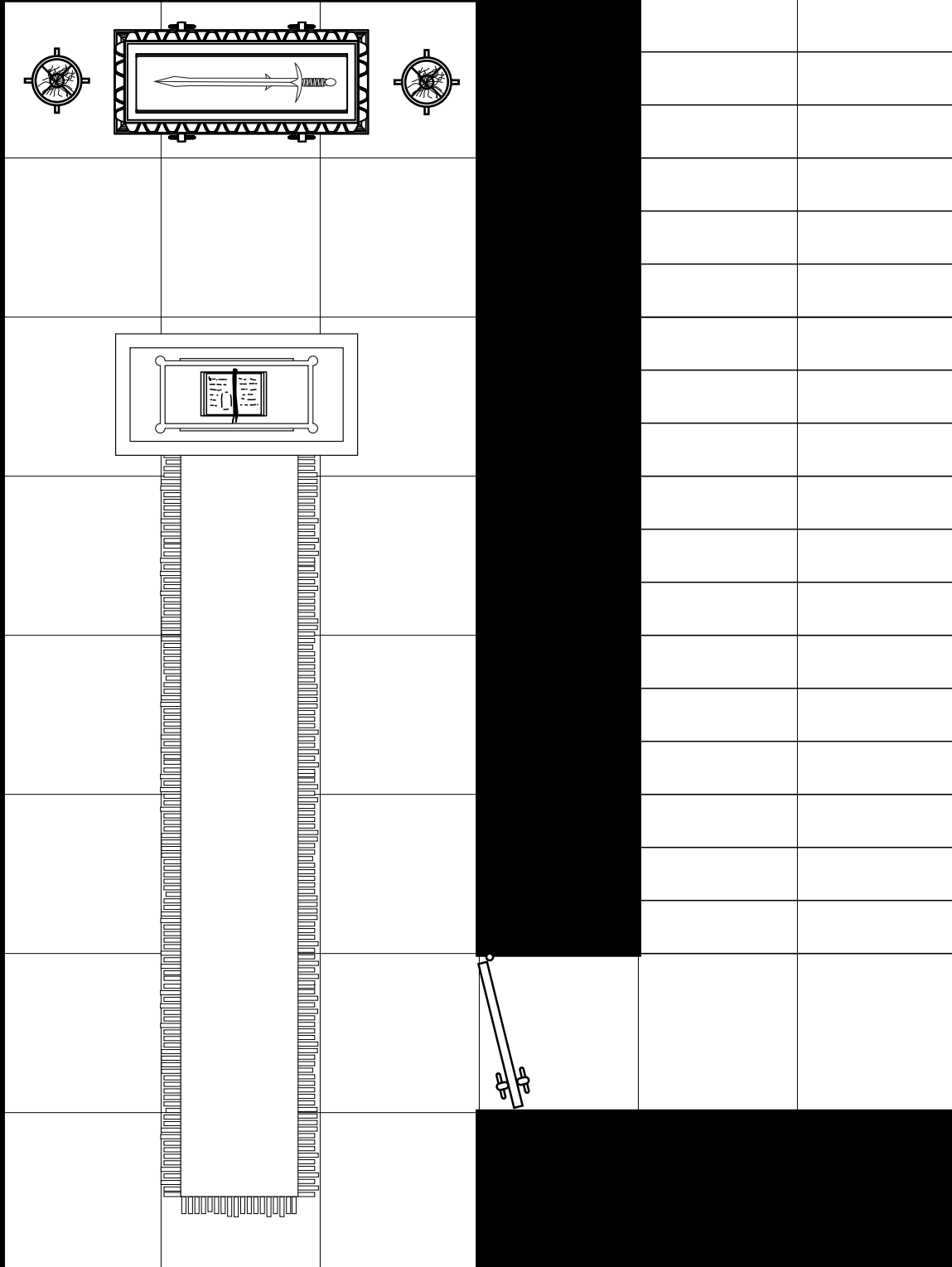




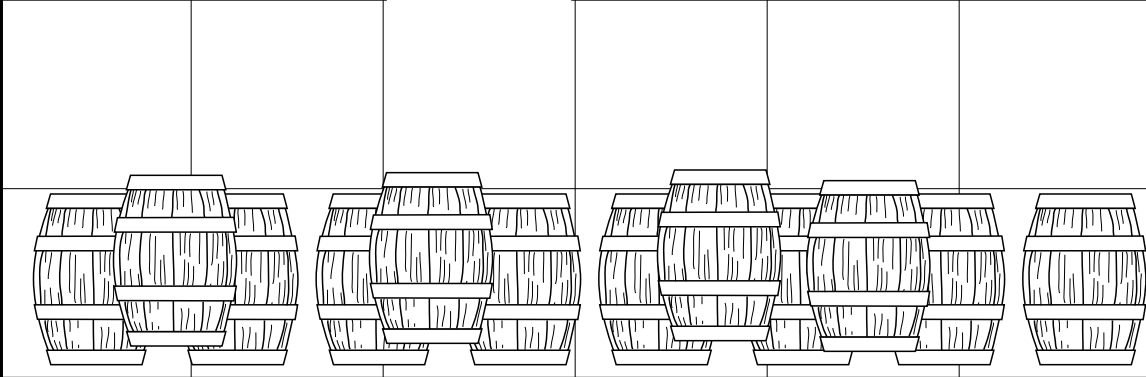
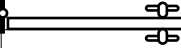
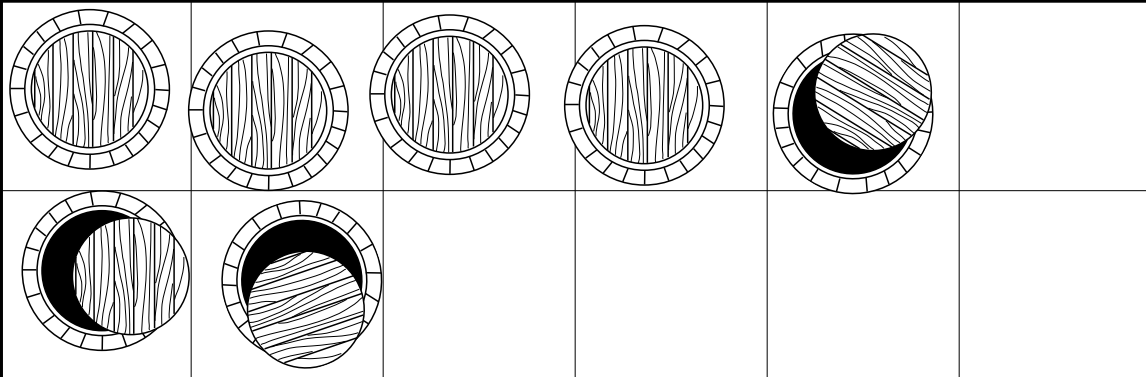
# TERROR#89




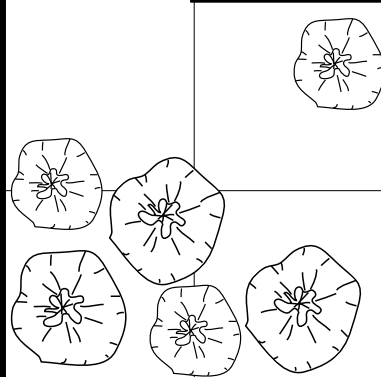
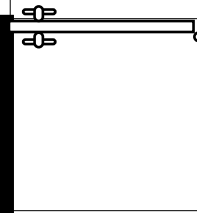



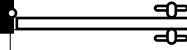
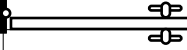

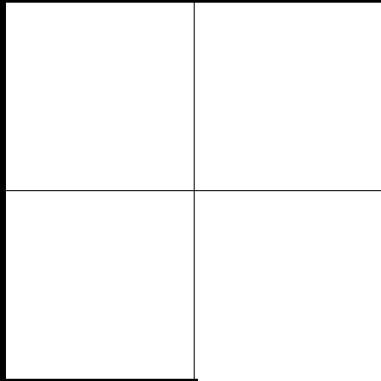
# TERROR#90



TERROR#99



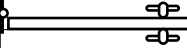

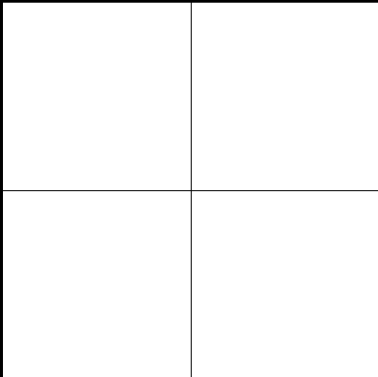


# TERROR#100

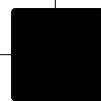
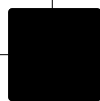
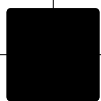
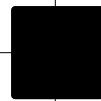


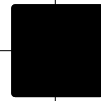





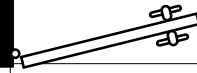
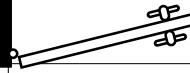
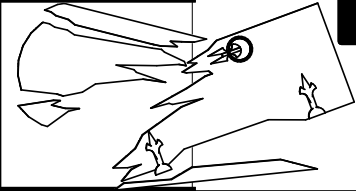




TERROR#101

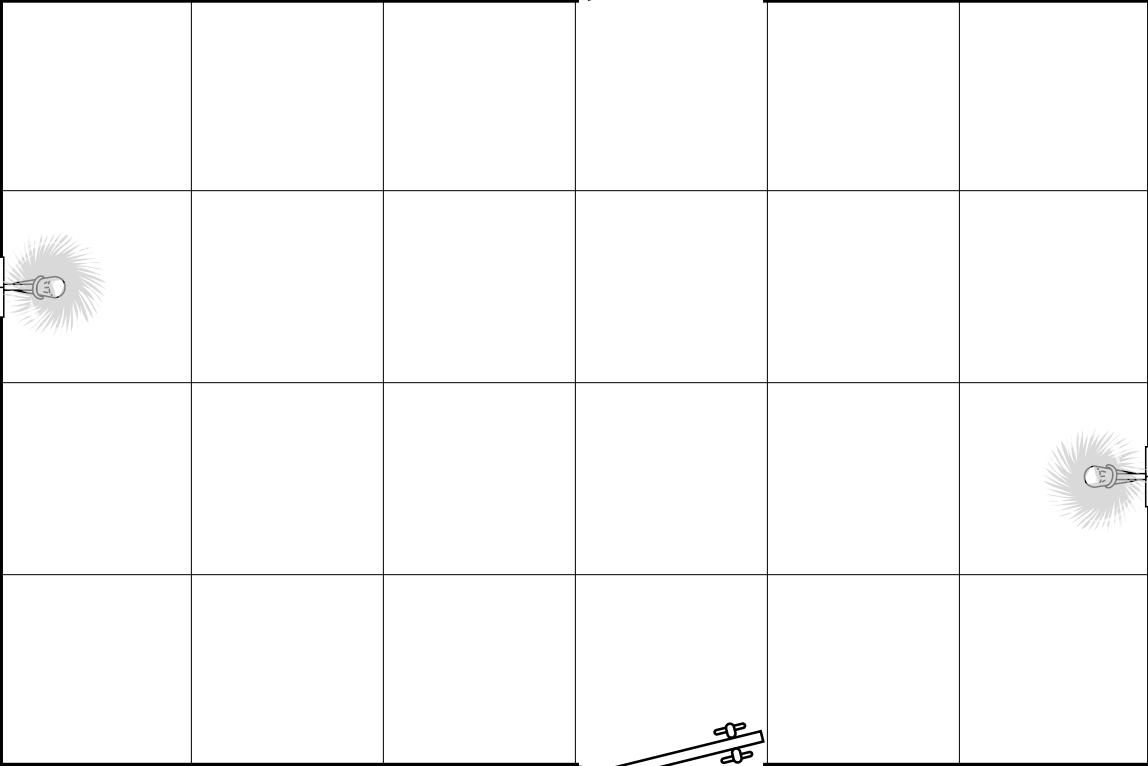


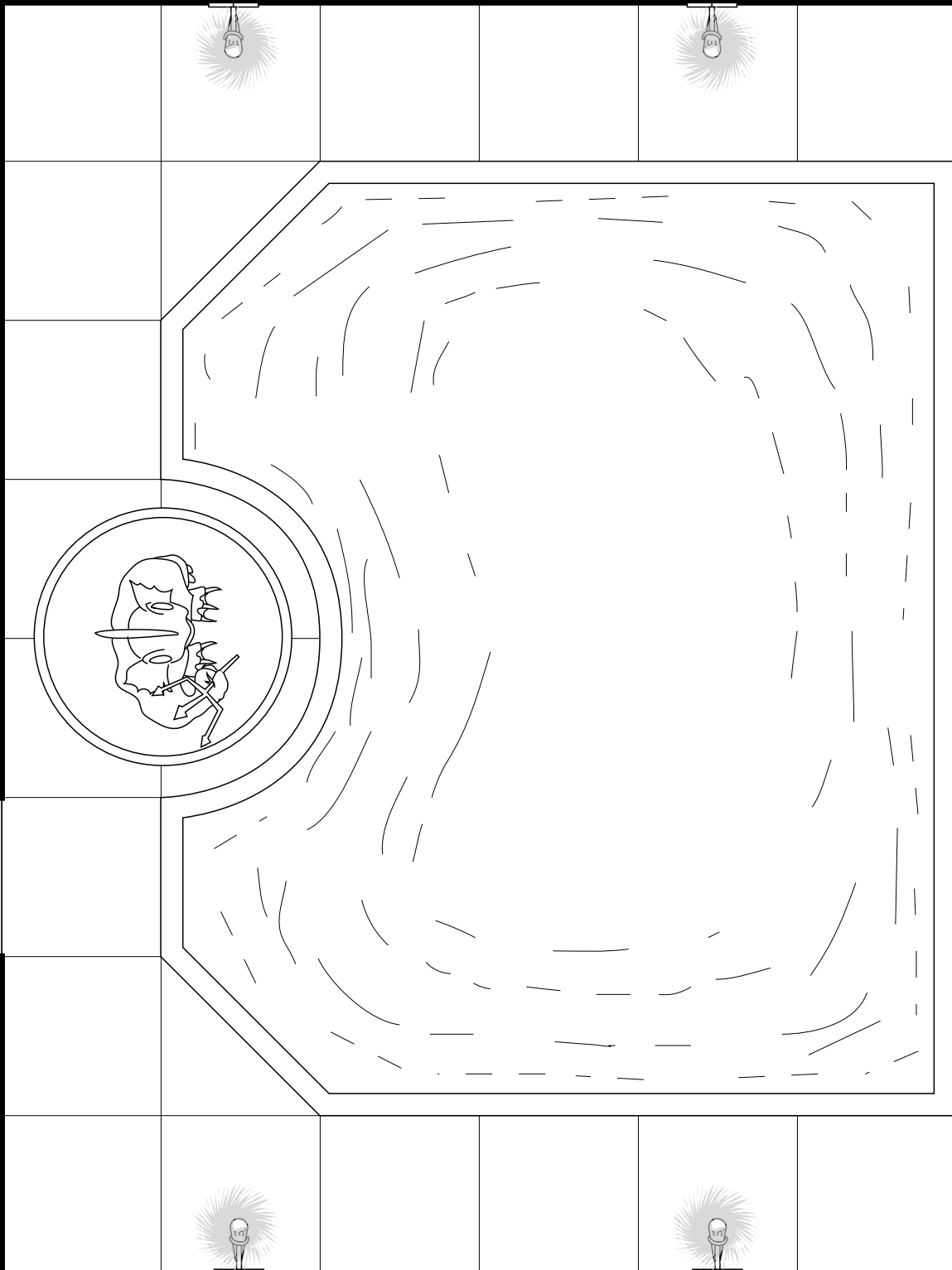
TERROR#102



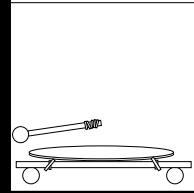
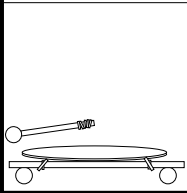
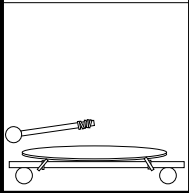
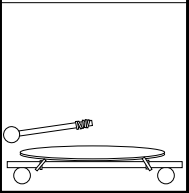
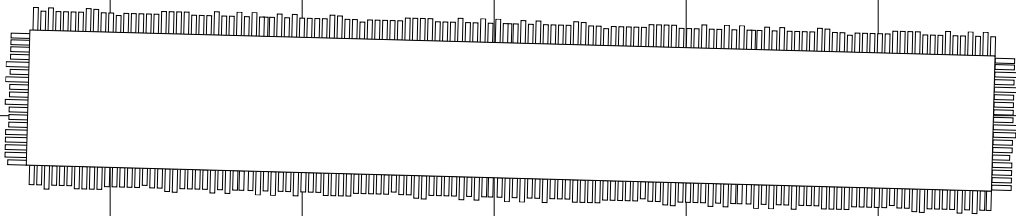
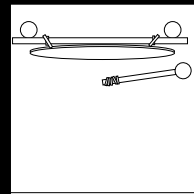
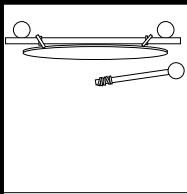
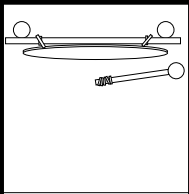
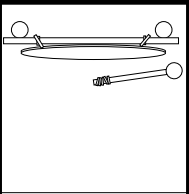


TERROR#104

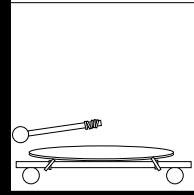
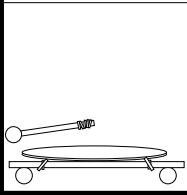
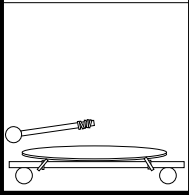

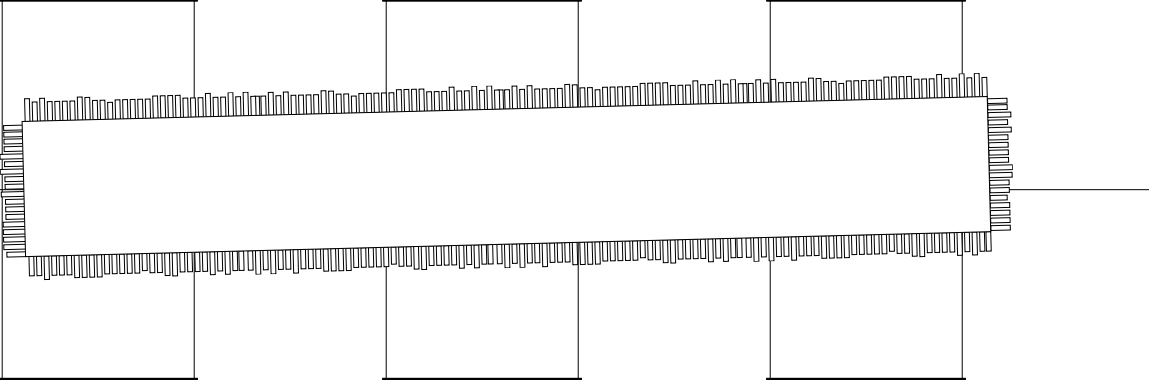
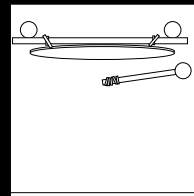
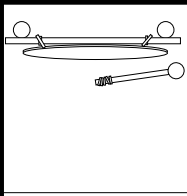
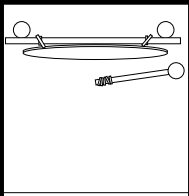
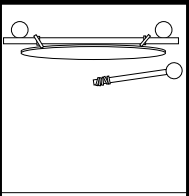




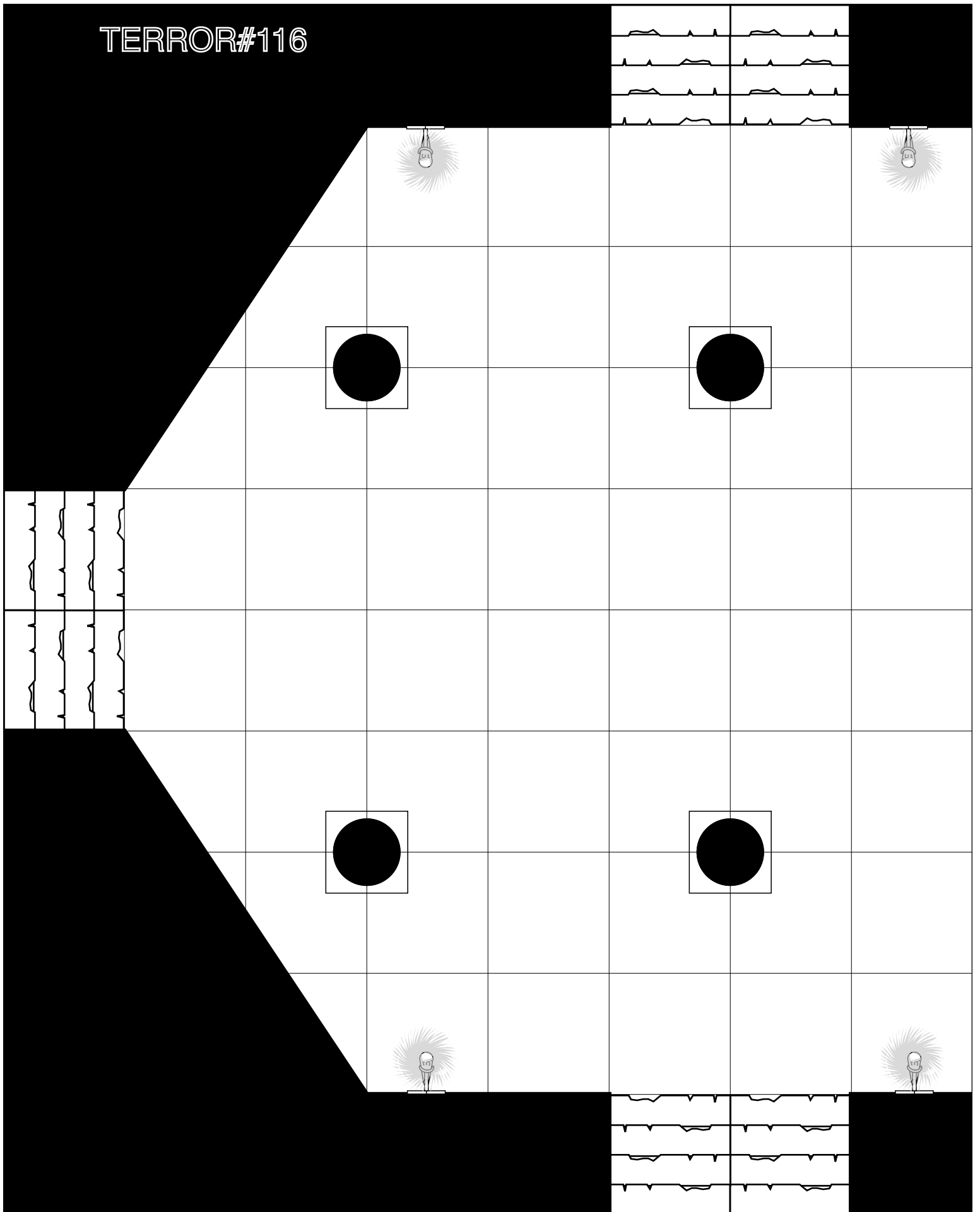
# TERROR#114



# TERROR#115

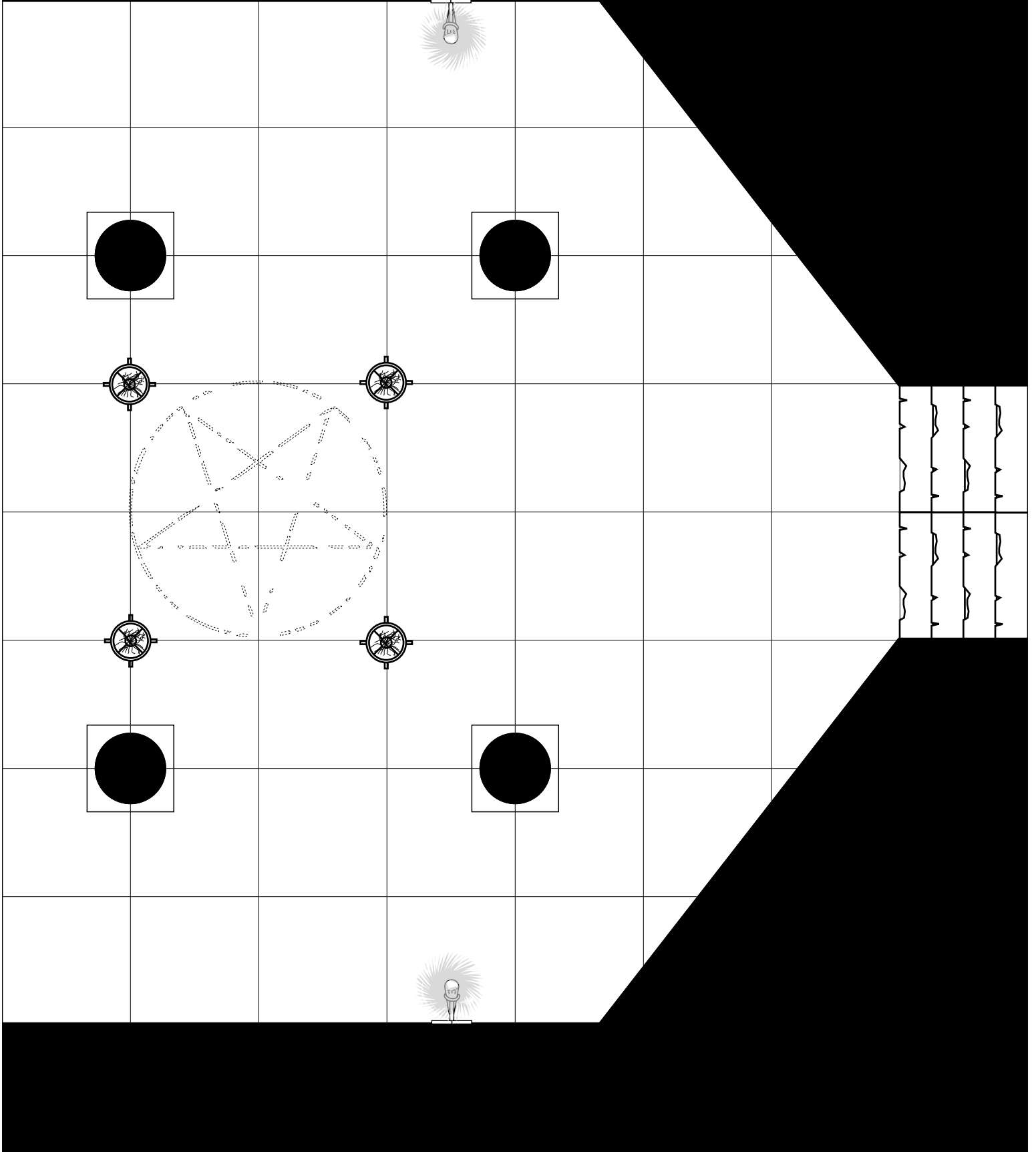


# TERROR#116

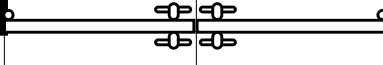





# TERROR#117



TERROR#118



# TERROR#119



# TERROR#120

