

[Title Page](#)

[Introduction](#)

1. [Grimbarith Gallery](#)
2. [Halestrom Gallery](#)
3. [Lurfell Gallery](#)
4. [Pelgurn Gallery](#)
5. [Roshefain Gallery](#)

[Floorplan Legend](#)

[Alcove Illustrations](#)

[Abbreviations & Terms](#)

1. **Grimbarith Keep**

[Description \(new window\)](#)

Floorplans:

[Underground Level 2](#)

[Underground Level 1](#)

[Ground Level 1](#)

[Ground Level 2](#)

[Ground Level 3](#)

[Ground Level 4](#)

[Ground Level 5](#)

2. **Halestrom Castle**

[Description \(new window\)](#)

Floorplans:

[Ground Level 1, 1st floor](#)

[Ground Level 1, 2nd floor](#)

[Ground Level 2](#)

[Ground Level 3](#)

[Ground Level 4](#)

3. **Lurfell Tower**

[Description \(new window\)](#)

Floorplans:

[Underground Level 2](#)

[Underground Level 1](#)

[Ground Level 1](#)

[Ground Level 2](#)

[Ground Level 3](#)

[Ground Level 4](#)

[Ground Level 5](#)

[Ground Level 6](#)

[Ground Level 7](#)

[Ground Level 8](#)

4. **Pelgurn Tower**

[Description \(new window\)](#)

Floorplans:

[Underground Level 1](#)

[Ground Level 1](#)

[Ground Level 2](#)

[Ground Level 3](#)

[Ground Level 4](#)

5. **Roshefain Keep**

[Description \(new window\)](#)

Floorplans:

[Ground Level 1](#)

[Ground Level 2](#)

[Ground Level 3](#)

[Ground Level 4](#)

[Ground Level 5](#)

-- The End --

Darkfuries: Castles and Keeps Floorplans Copyright © 2002 Brian K. Moseley.

Introduction

Thank you for your purchase.

Darkfuries: *Castles and Keeps* is an Electronic Software Download (ESD) collection of high quality floorplans suitable for any genre role-playing game. While this ESD is presented as an HTML-format electronic book, greatest attention has been given to artwork quality, and the number of HTML pages is minimal.

This ESD contains features new to Darkfuries Sourcebooks:

- *The floorplan page top always faces north.*
- *Descriptive texts are included.*
- *Staircases are labeled alphabetically.*
- *Staircase arrows always point up.*

The floorplan page top always faces north, making it easy to locate fortification areas and components. *Descriptive texts are included* for each area of a fortification. The areas of each fortification are numbered with a three digit number within a rectangular frame that is located in the area on the floorplan, and are briefly described in the information text for the fortification. *Staircases are labeled alphabetically*, making it easy to go from level to level. *Staircase arrows always point up*, removing the necessity to label "up" and "down" directions.

It is my goal with the Darkfuries ESDs that all floorplans and maps be presented at the same scale whenever possible (not including thumbnails and overview images) to provide the clearest and greatest possible detail. This means some images will be quite large. Image filesize is a major concern when considering the use of full color artwork, so color art has been used sparingly. Single-color notwithstanding, I believe you will find these floorplans to be of the highest detail and quality.

The floorplans may be viewed independently of this sourcebook. There is no separate viewer included in this download. I have provided a freeware viewer/printer for download at <http://www.darkfuries.com/download.shtml>.

I grant permission for the purchaser to reproduce the floorplan images contained in this ESD for their personal use only. I ask that purchasers please respect my work by not illegally copying and distributing these images freely. It is only through the legitimate purchase of Darkfuries sourcebooks and accessories that I am able to continue publishing these high quality, low cost products.

Thank you very much,

Brian K. Moseley
www.darkfuries.com

Acknowledgements:

Cover Art by Jim Lassiter.

Maelstrom Logo by Luis Vasquez.

[Darkfuries: Castles and Keeps](#) Copyright © 2002 by Brian K. Moseley. All rights reserved.

Grimbarith Keep Thumbnail Gallery

(Fortification 001)


Note: These images are all proportionately reduced.

Ground level 5 is presented out of sequential order for ease of thumbnail alignment.

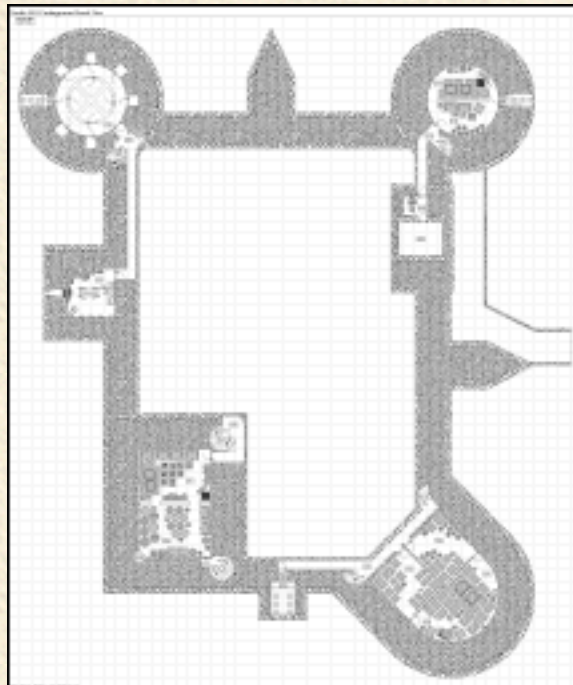
Underground
Level Two



Ground
Level Five




Underground
Level One

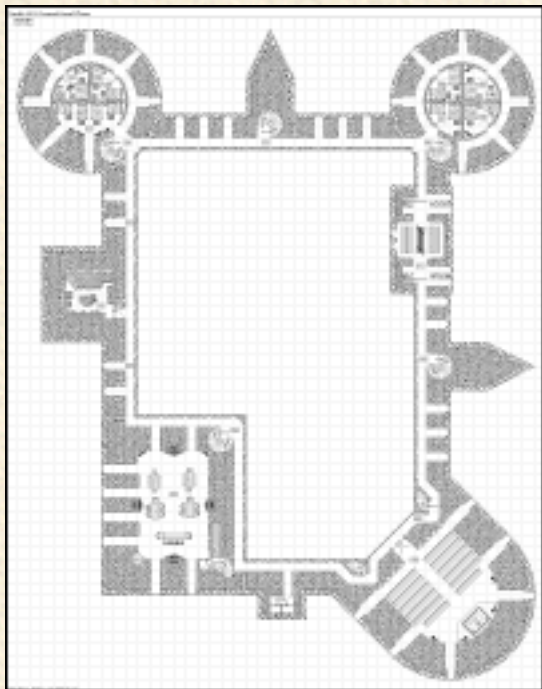


Ground
Level One

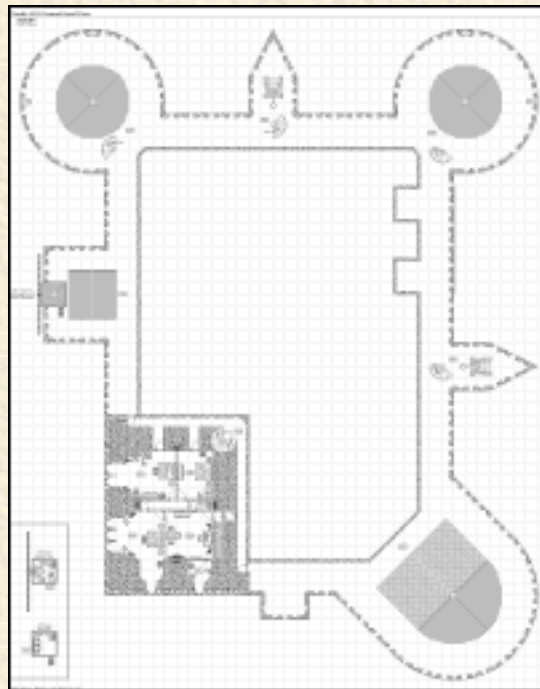
Ground
Level Two



Ground
Level Three




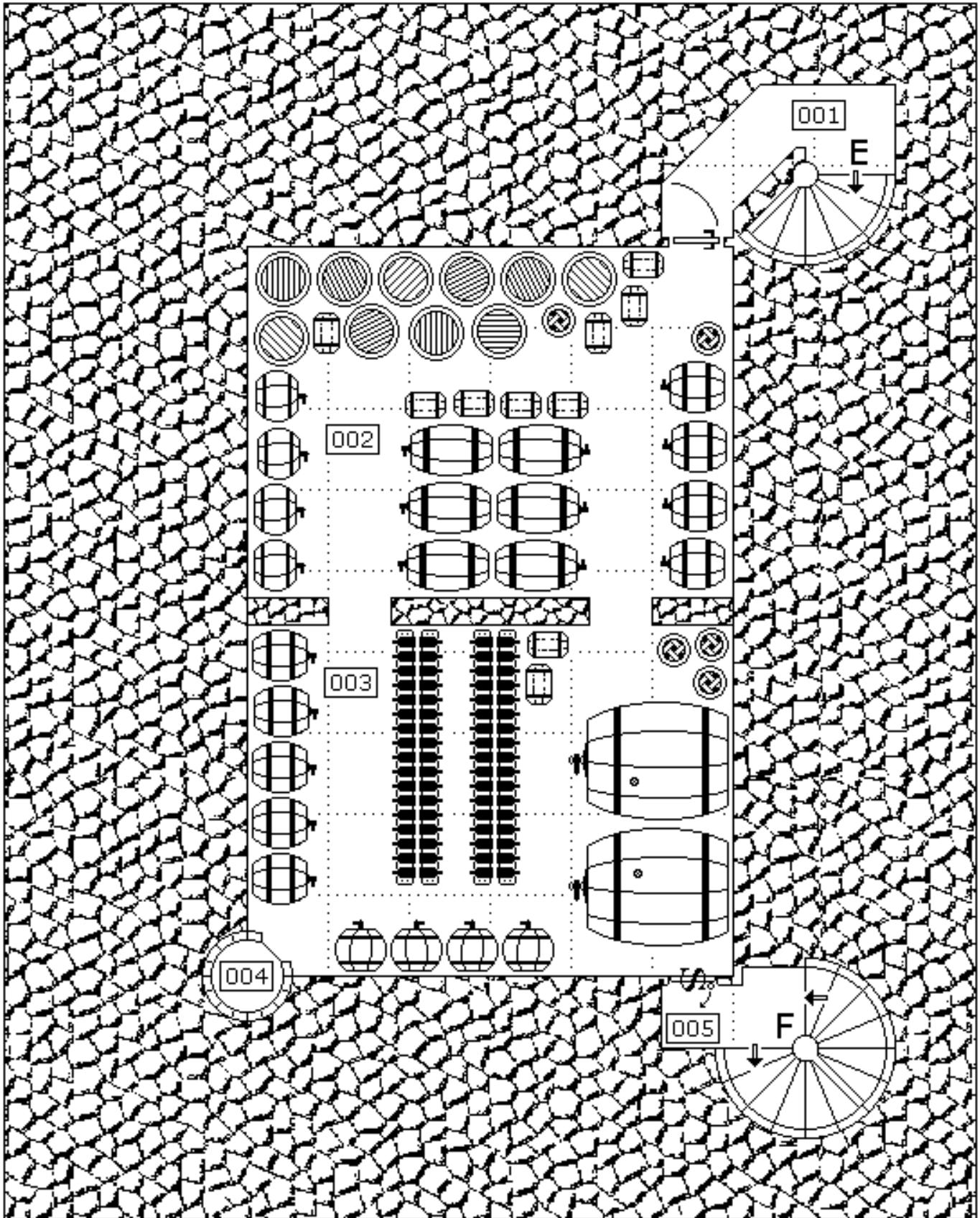
Ground
Level Four



[Darkfuries: Castles and Keeps](#) Copyright © 2002 by Brian K. Moseley. All rights reserved.

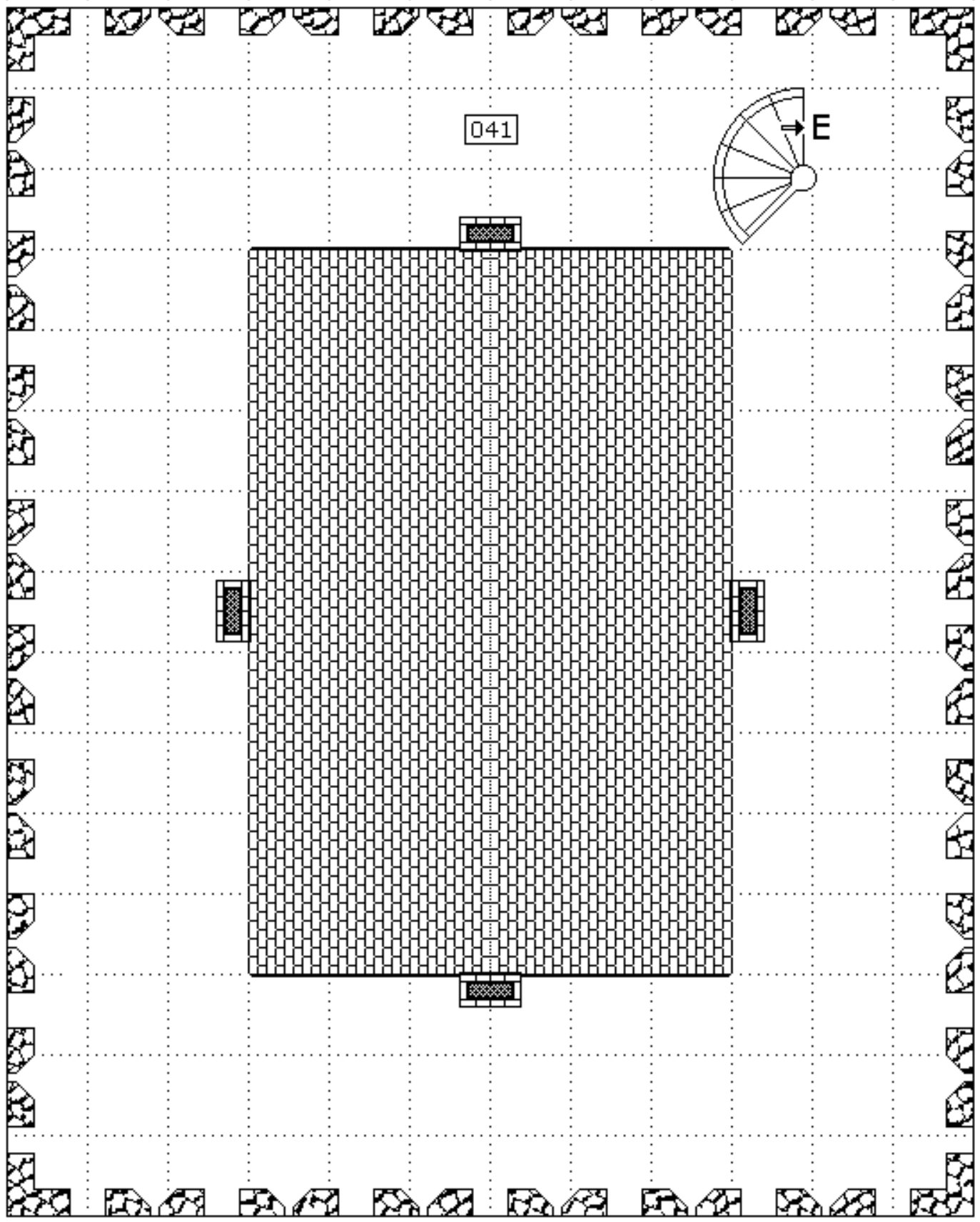
Castle 001 Underground Level Two

0  5'
5021.001u2




Castle 001 Ground Level Five

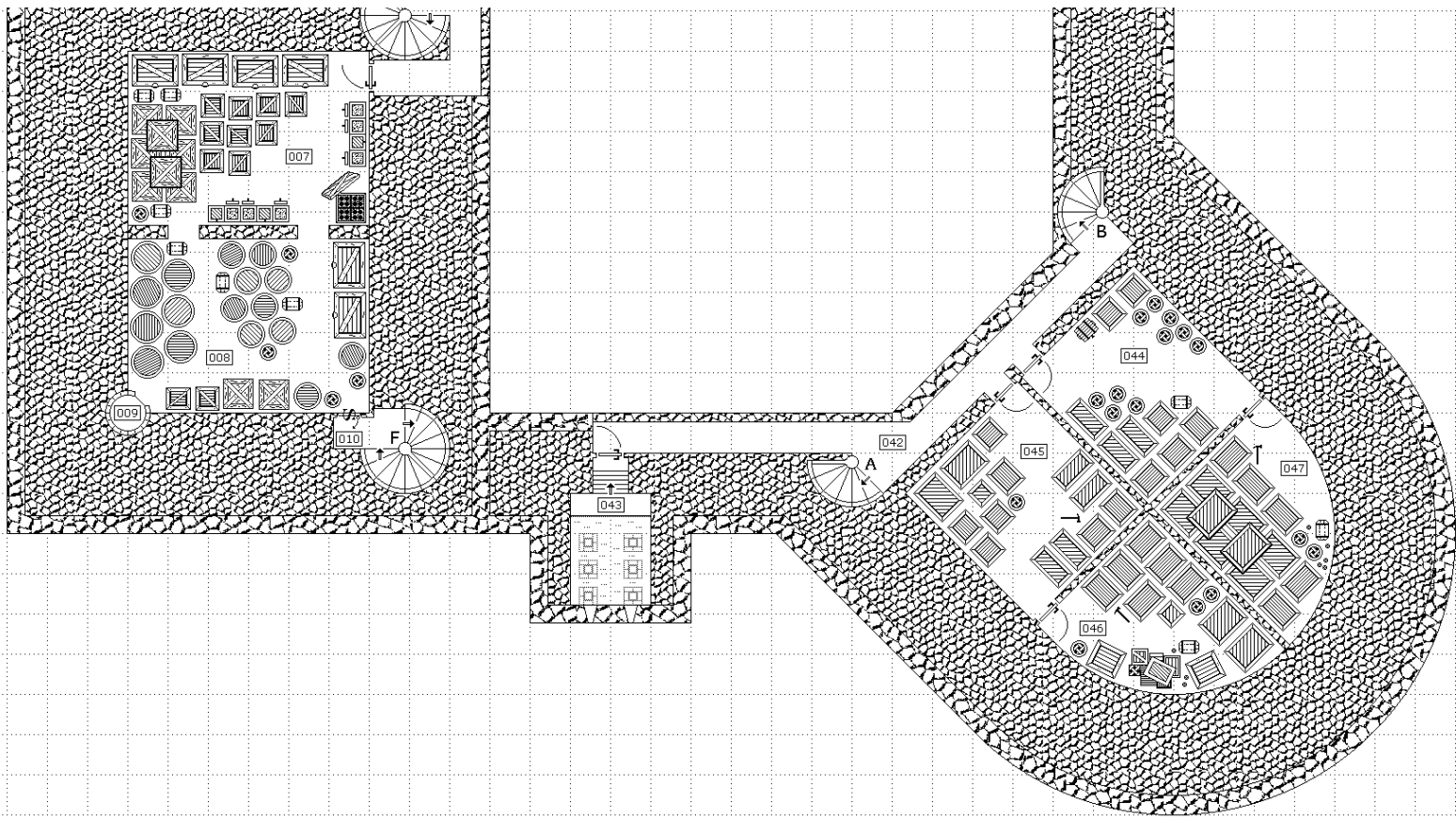
0 5'
5021.001g5



Castle 001 Underground Level One


0 5'
5021.001u1

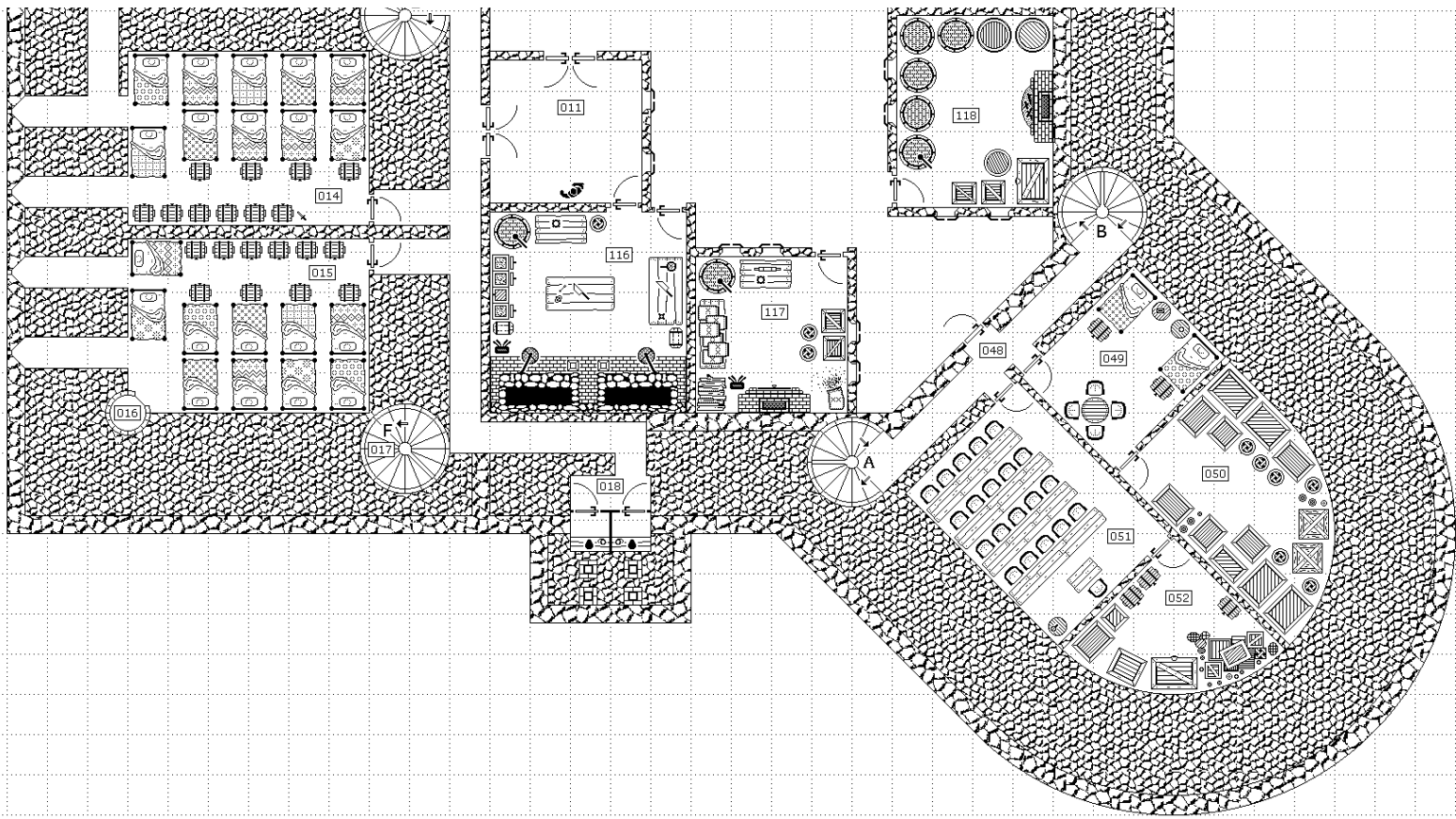




Castle 001 Ground Level One

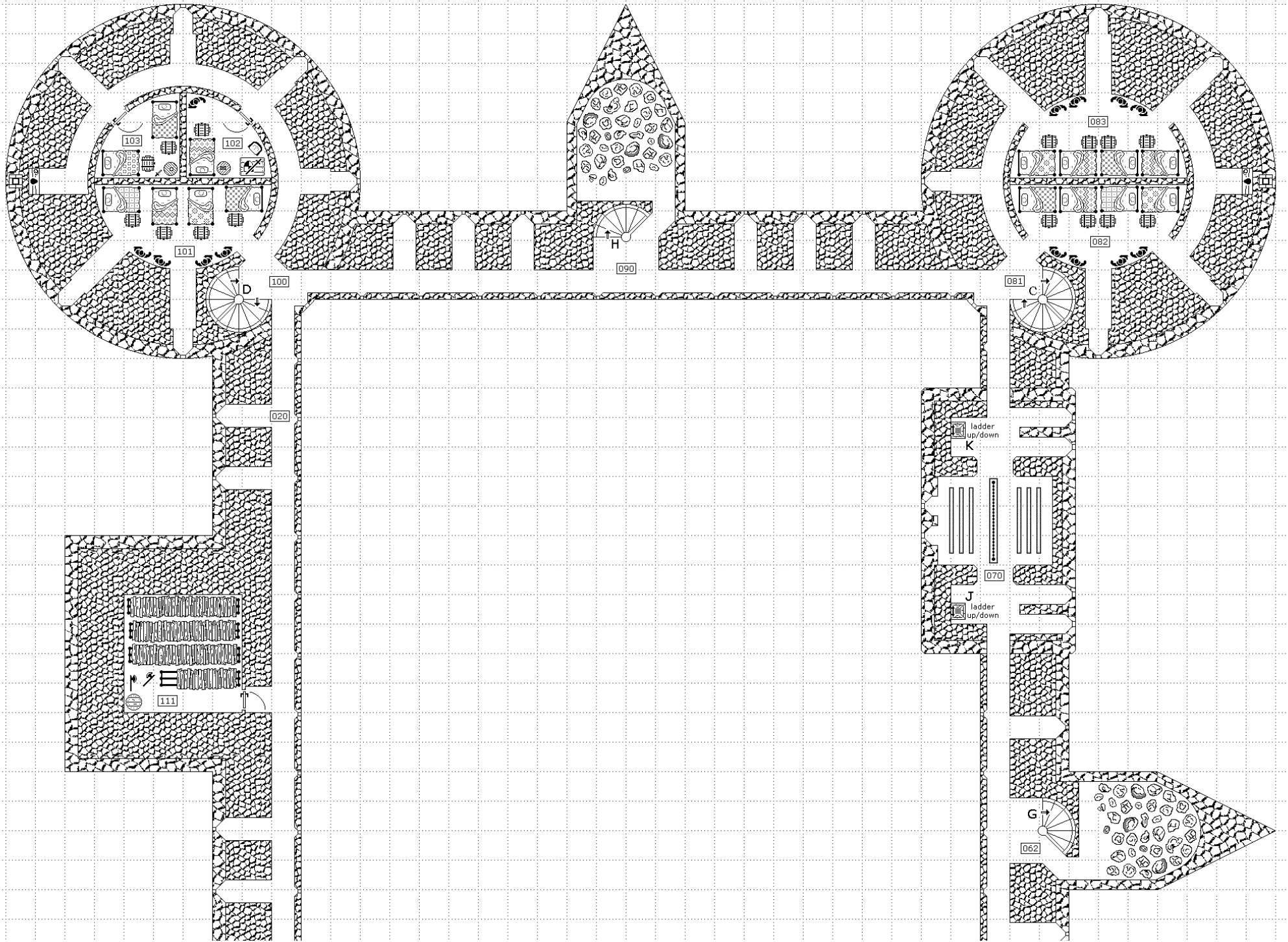
0 5'
5021.001g1






Castle 001 Ground Level Two


0 5'
5021.001g2






Castle 001 Ground Level Three

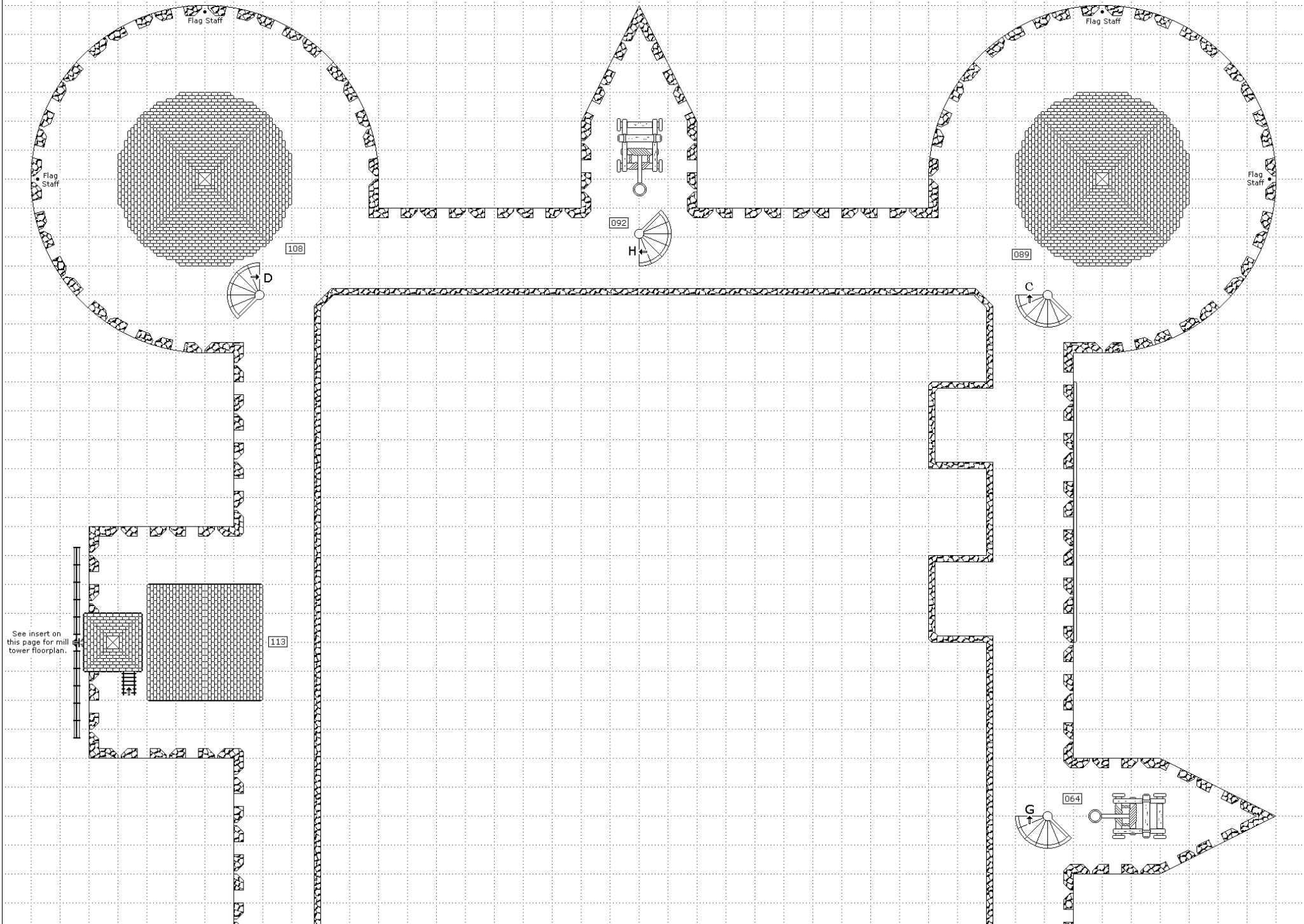
0 5'
5021.001g3

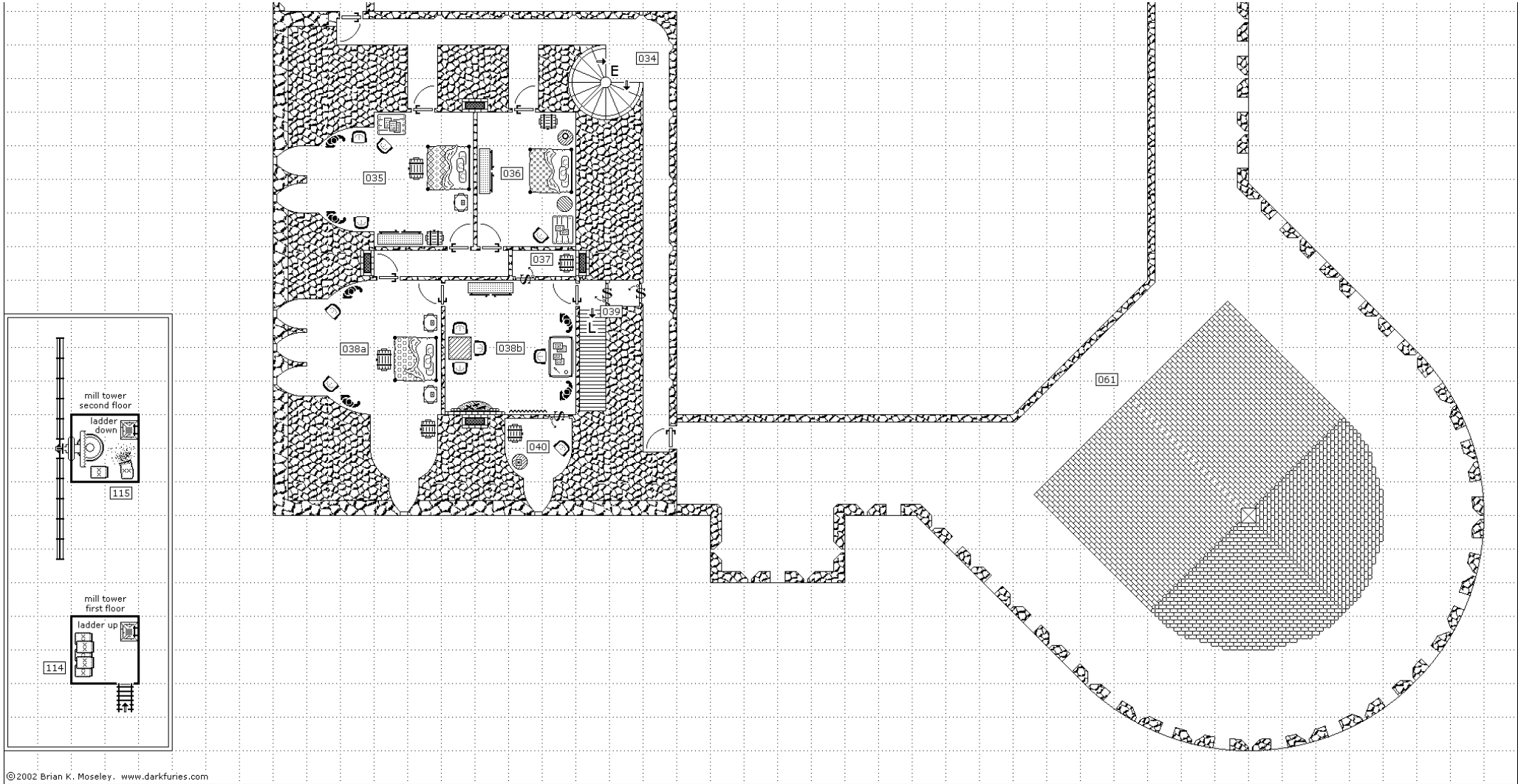




Castle 001 Ground Level Four

0 5'
5021.001g4






Halestrom Castle Thumbnail Gallery

(Fortification 002)

Note: These images are all proportionately reduced.


Ground Level One
First Floor




Ground Level One
Second Floor




Ground Level Two



Ground Level Three




Ground Level Four

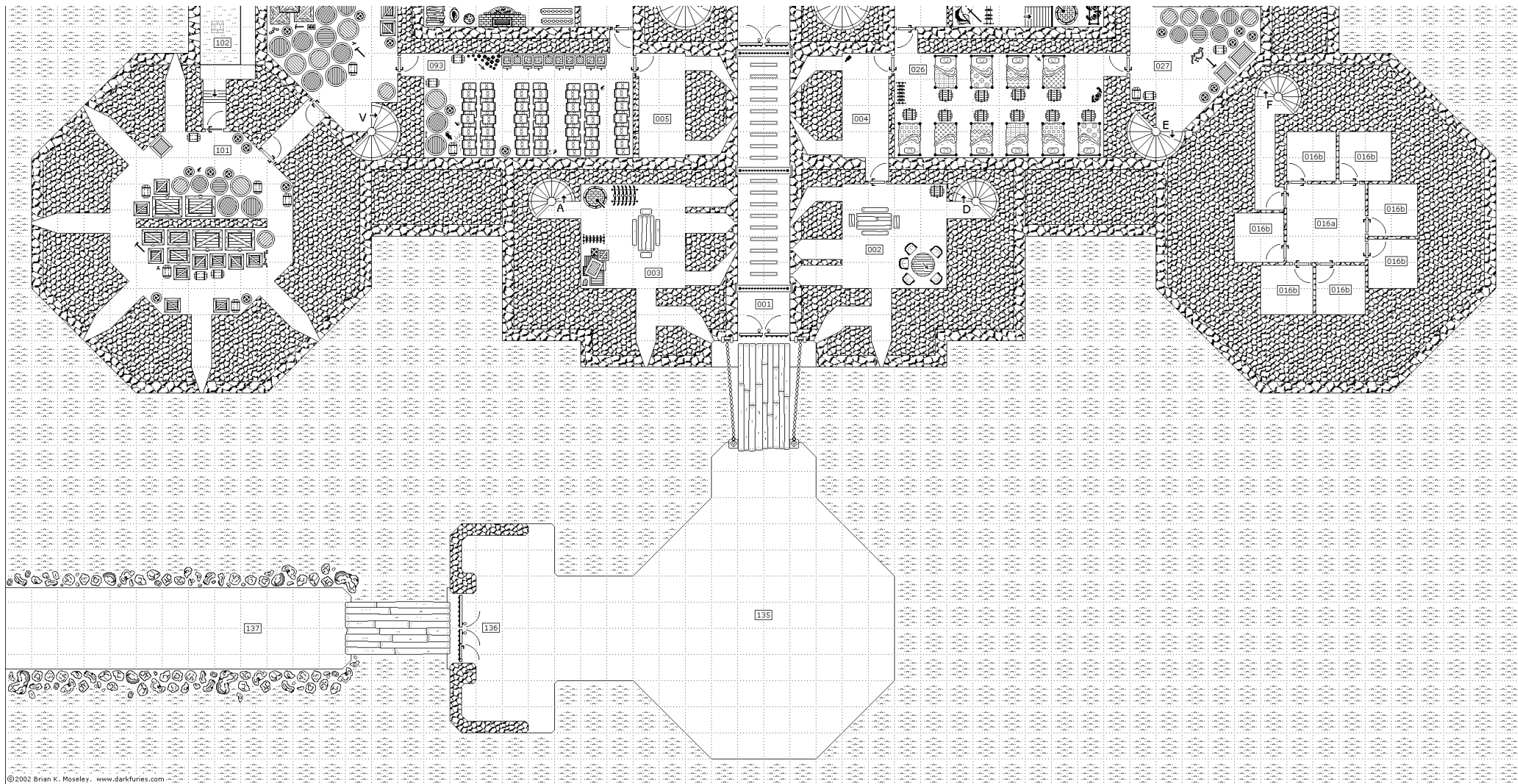


[Darkfuries: Castles and Keeps](#) Copyright © 2002 by Brian K. Moseley. All rights reserved.

Castle 002 Ground level One


0"=5'
5021.002g1

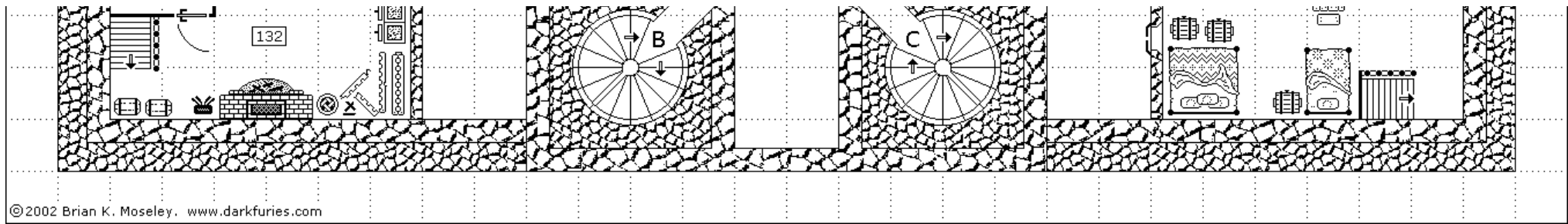




Castle 002 Ground level One - Bailey Second Level


0 5'
5021.002g1a

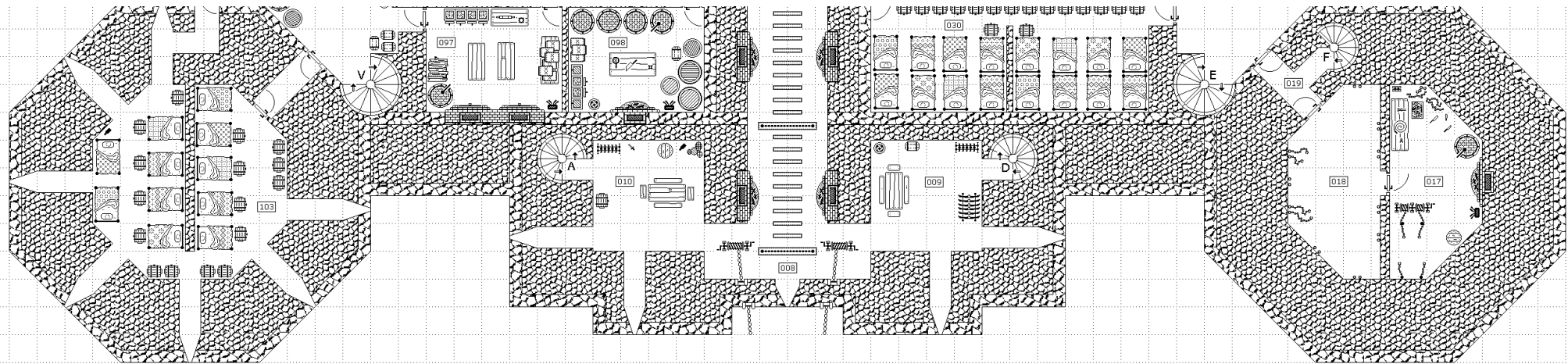




Castle 002 Ground level Two

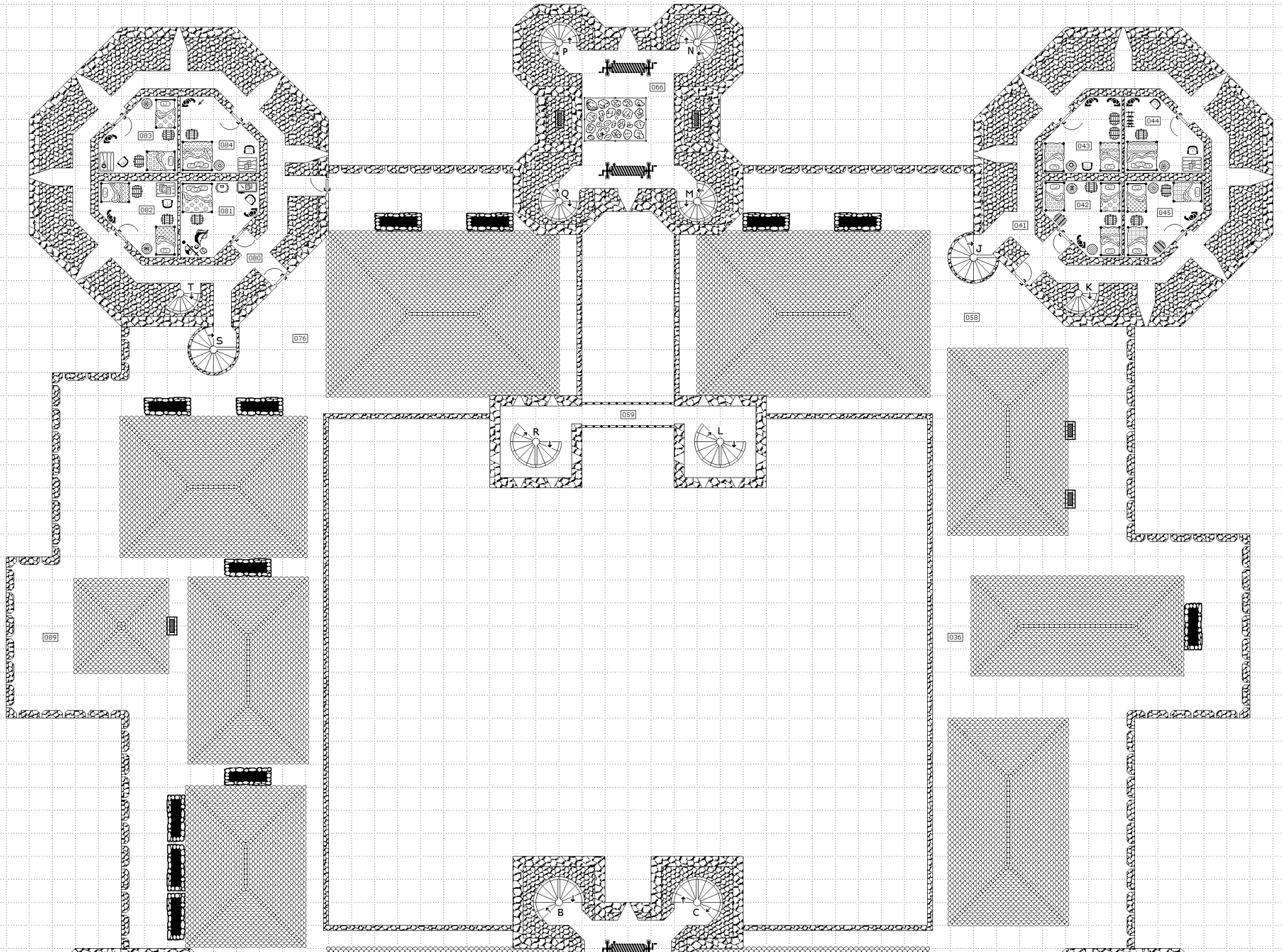
0 5'
5021.002g2

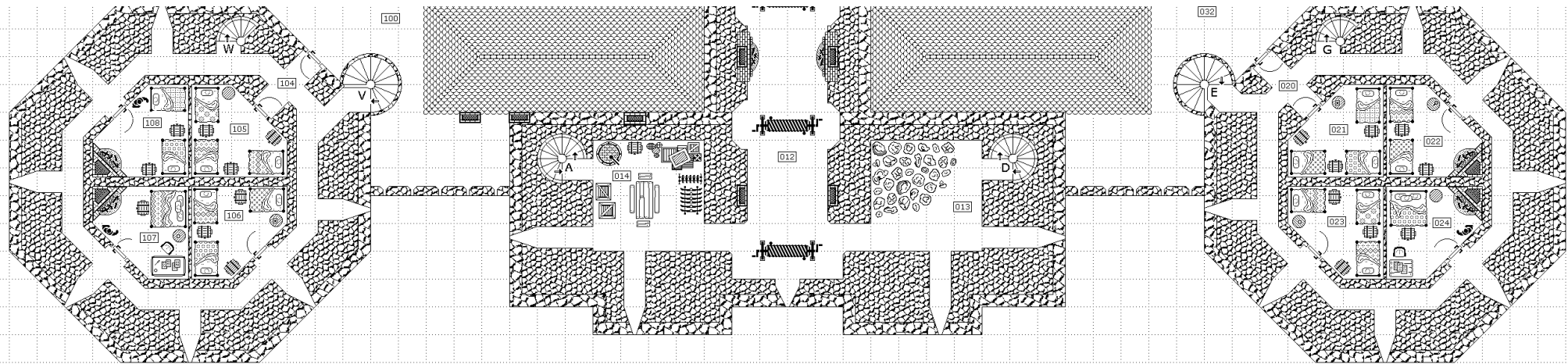




Castle 002 Ground level Three

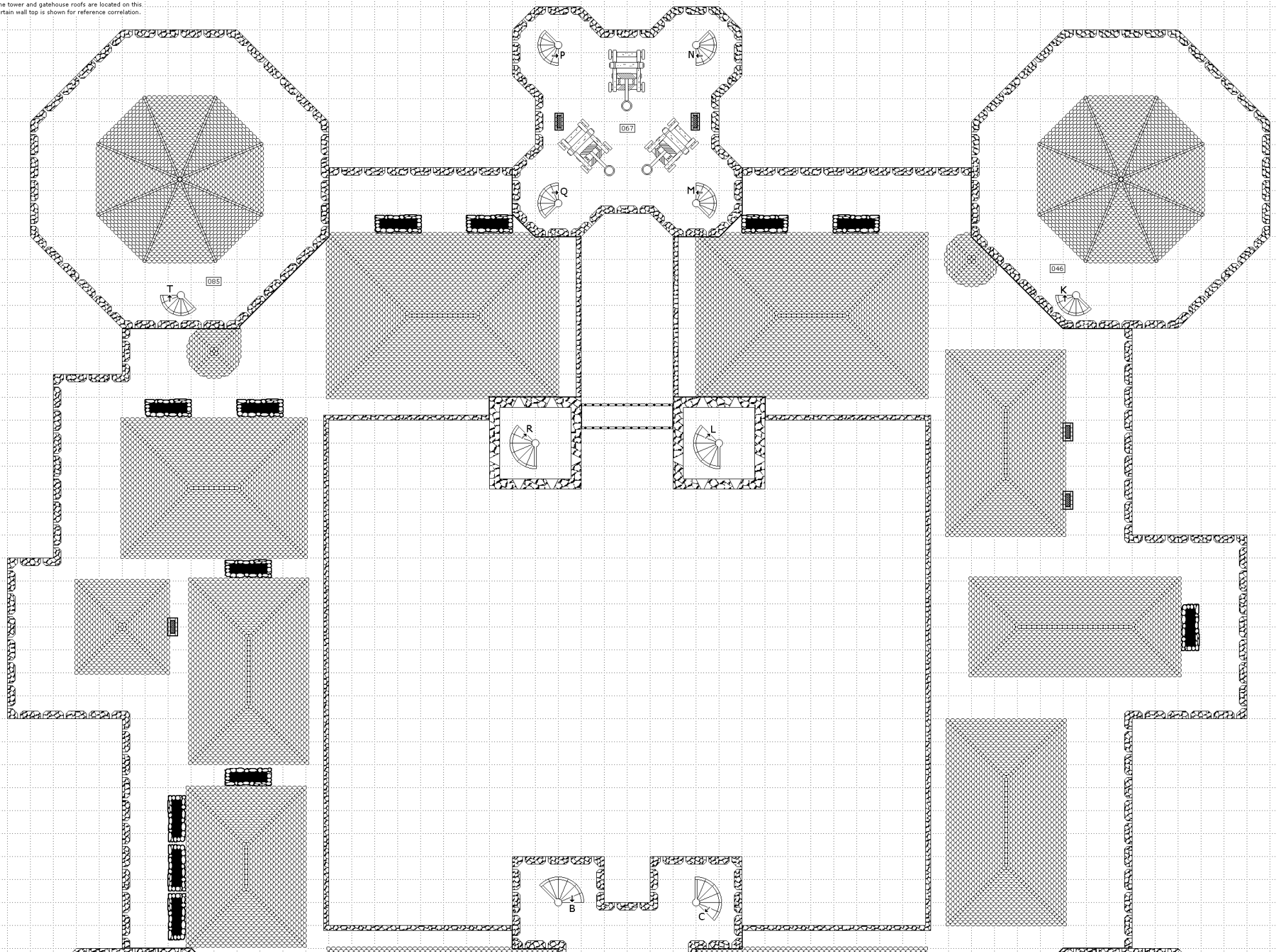
0 5'
5021.002g3

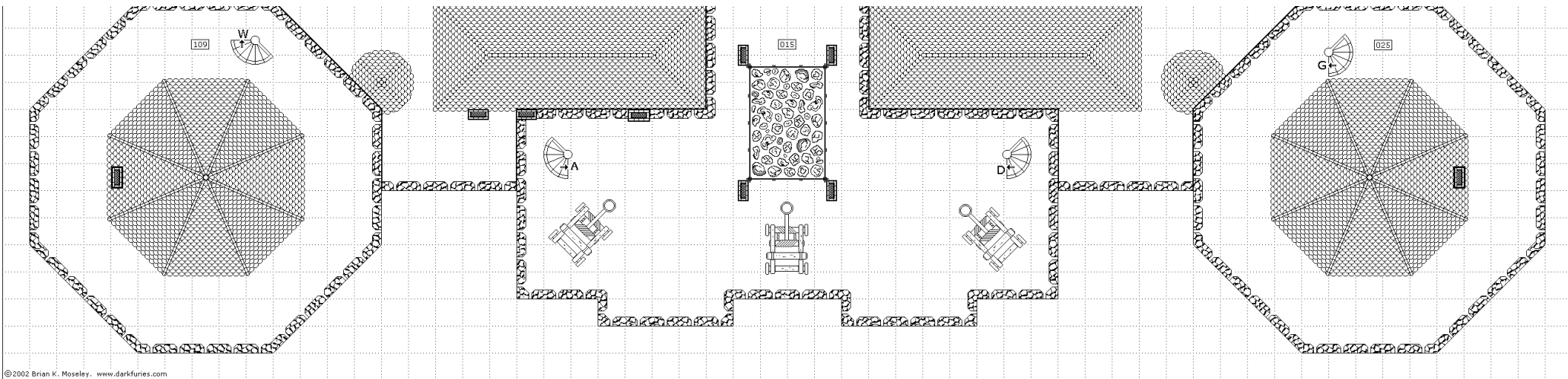




Castle 002 Ground level Four

0 = 5'
5021.002g4
Note: Only the tower and gatehouse roofs are located on this level. The curtain wall top is shown for reference correlation.






Lurfell Tower Thumbnail Gallery


(Fortification 003)

Note: These images are all proportionately reduced.


Underground Level Two



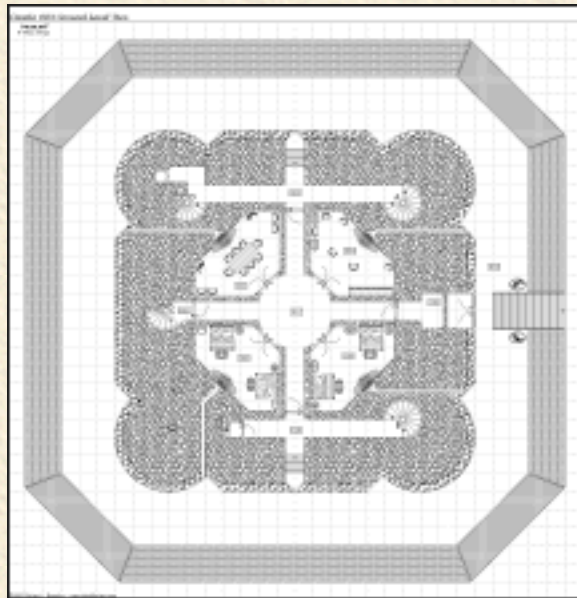
Underground Level One



Ground Level One



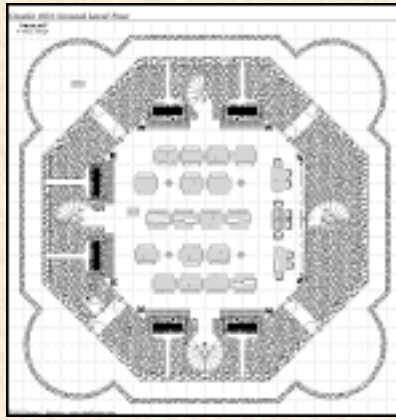
Ground Level Two



Ground Level Three



Ground Level Four



Ground Level Five




Ground Level Six



Ground Level Seven

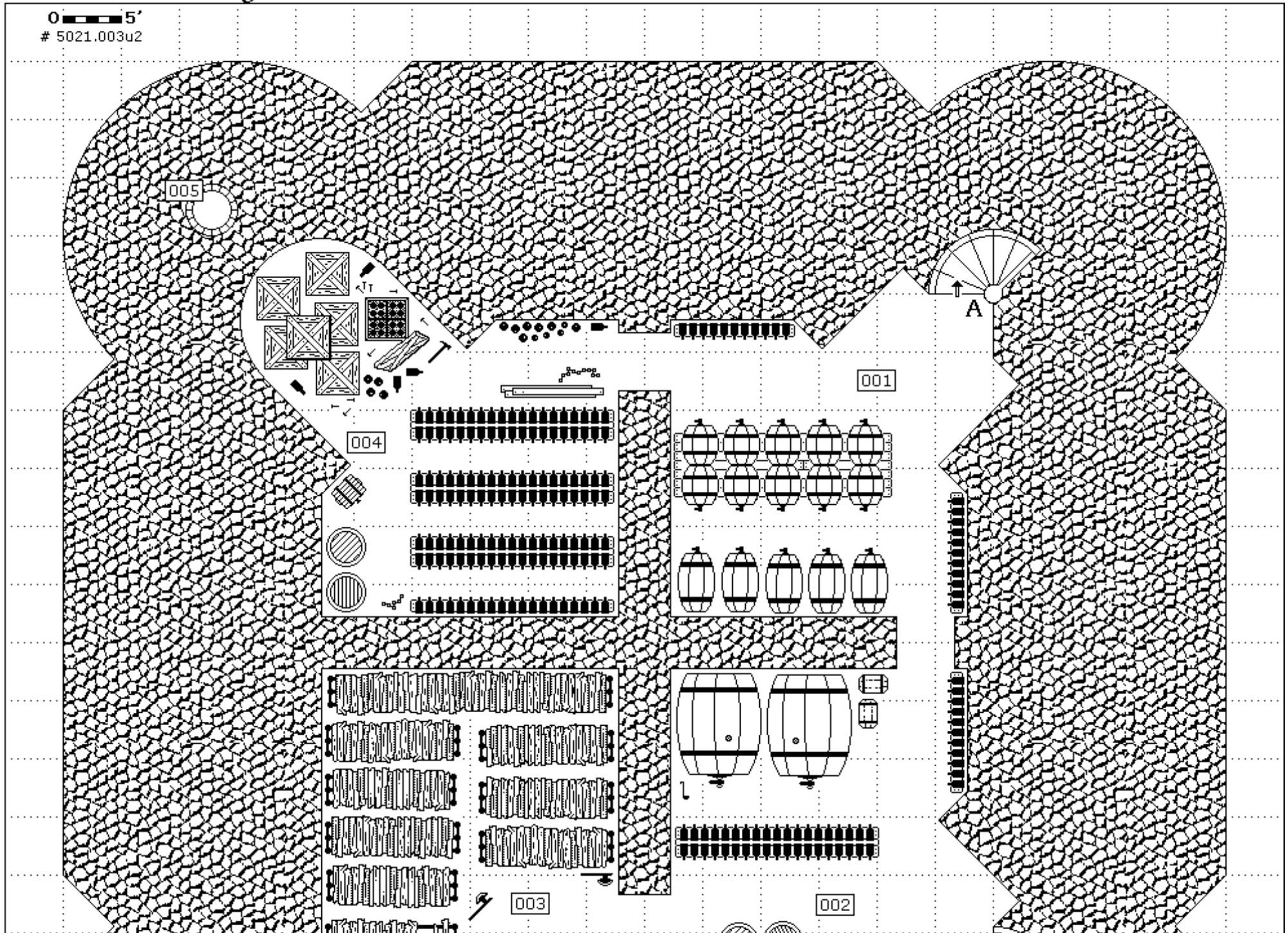


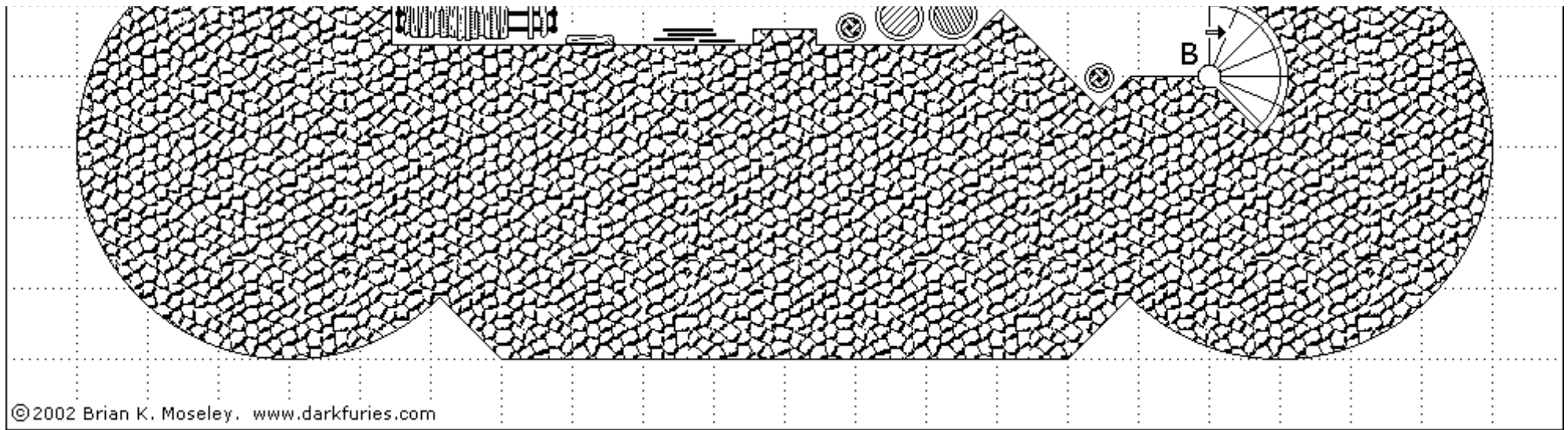
Ground Level Eight



[Darkfuries: Castles and Keeps](#) Copyright © 2002 by Brian K. Moseley. All rights reserved.

Castle 003 Underground Level Two

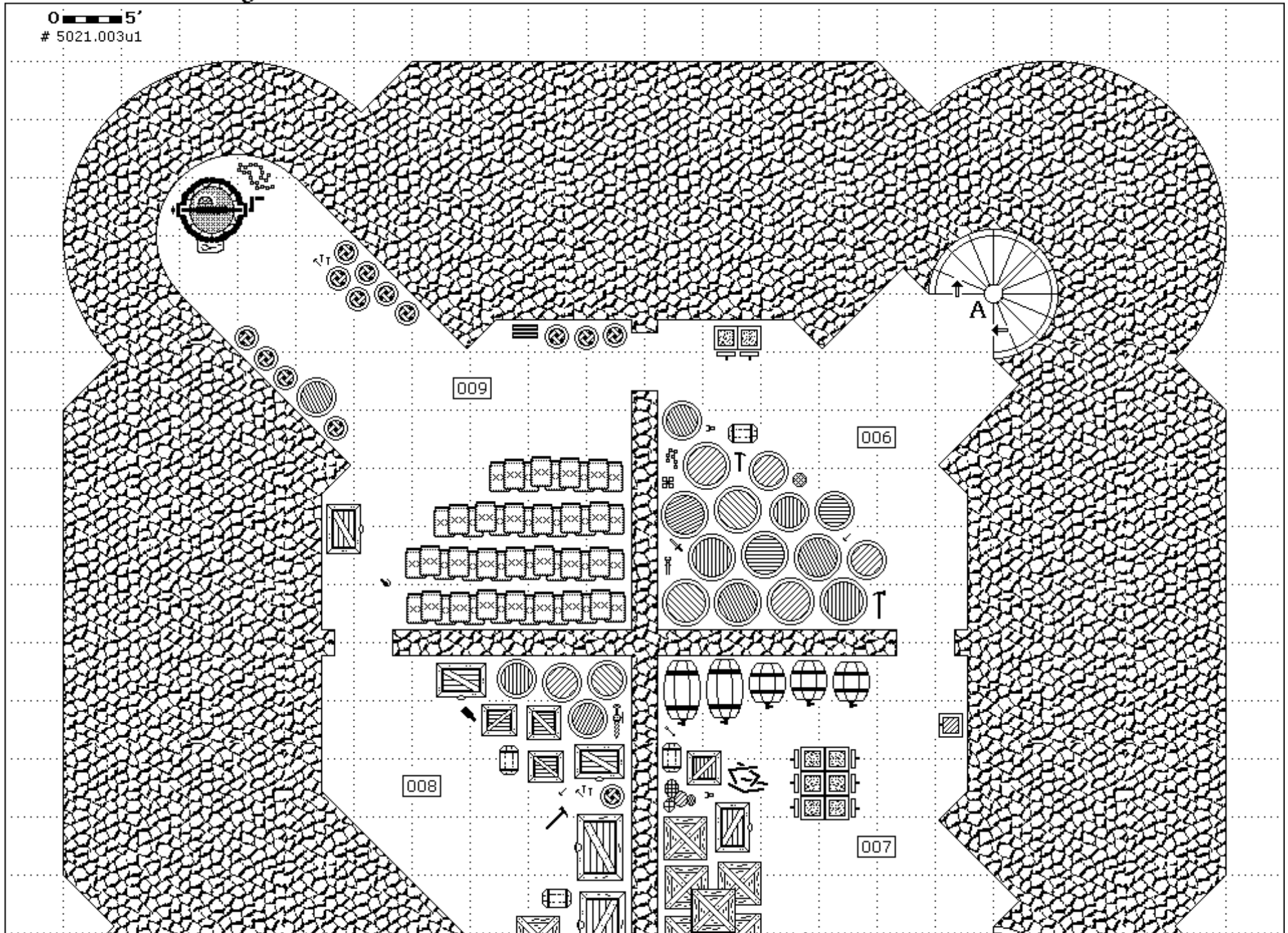


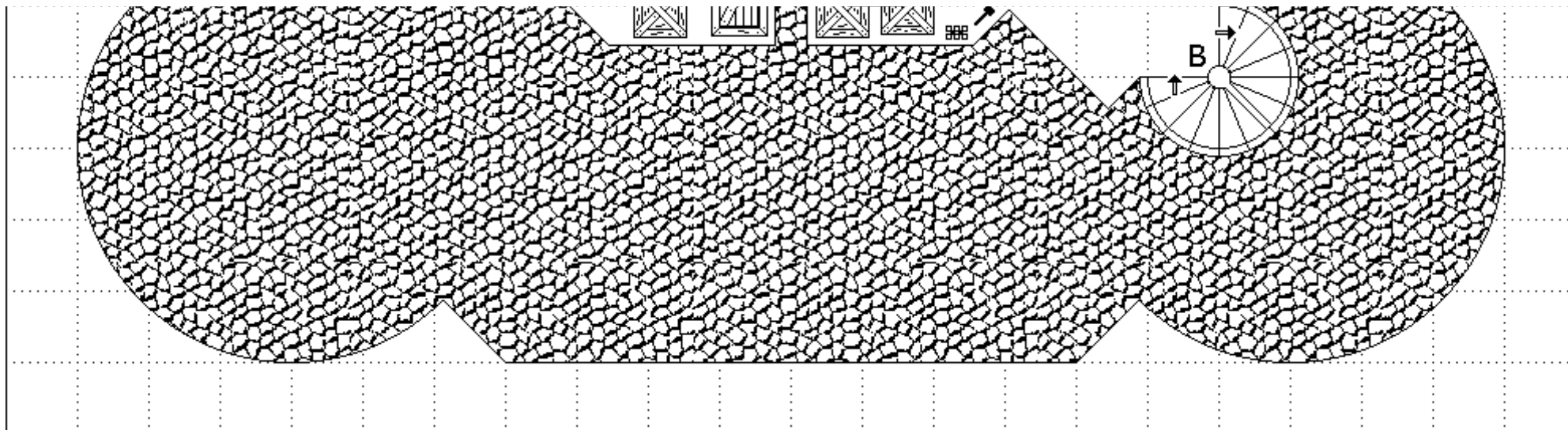


© 2002 Brian K. Moseley. www.darkfuries.com

Castle 003 Underground Level One

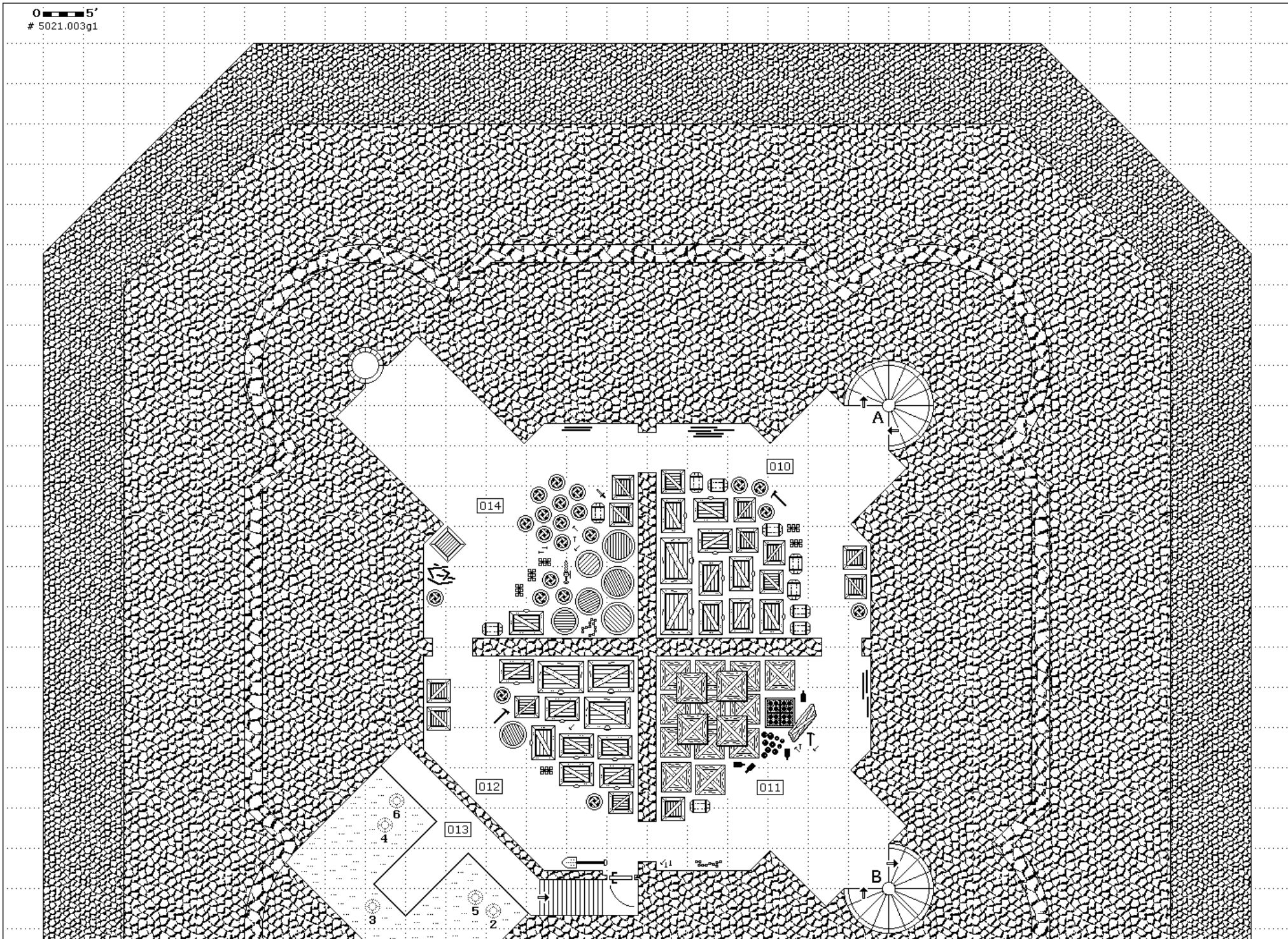
0 5'
5021.003u1

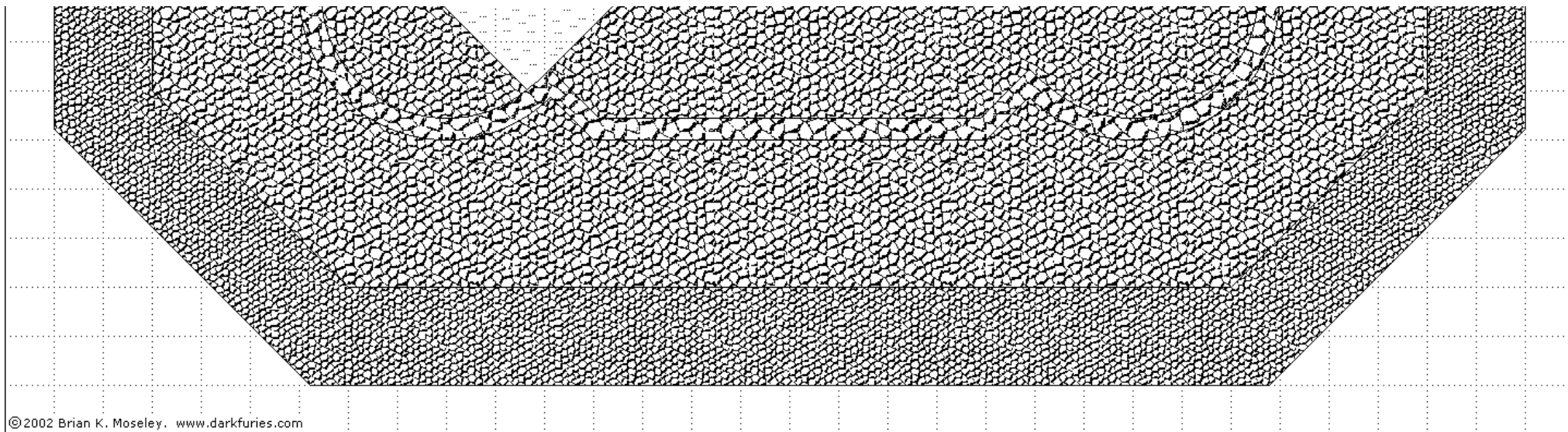




Castle 003 Ground Level One

0 5'
5021.003g1

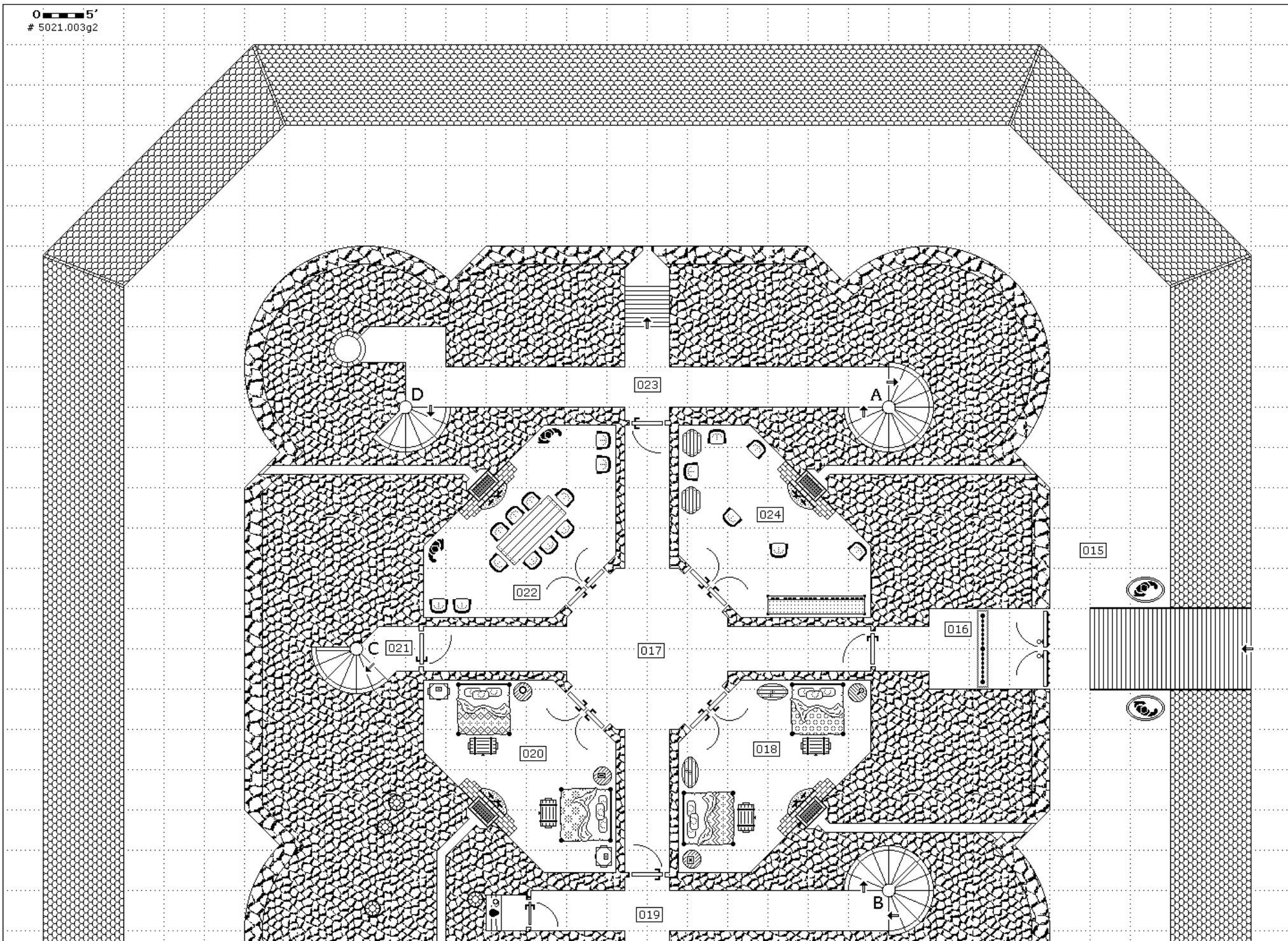


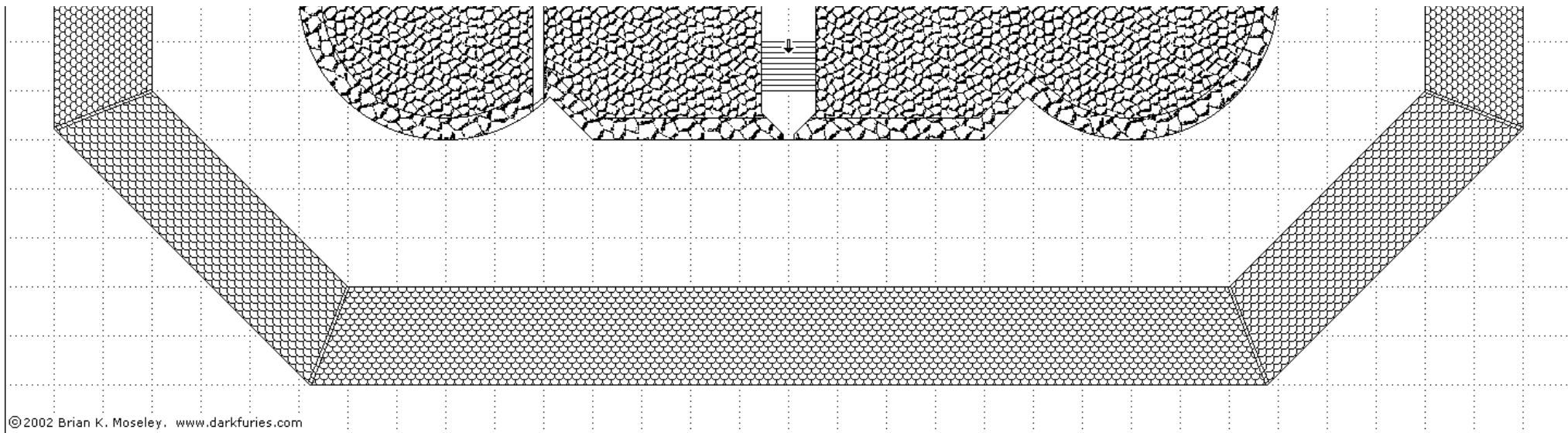


© 2002 Brian K. Moseley. www.darkfuries.com

Castle 003 Ground Level Two

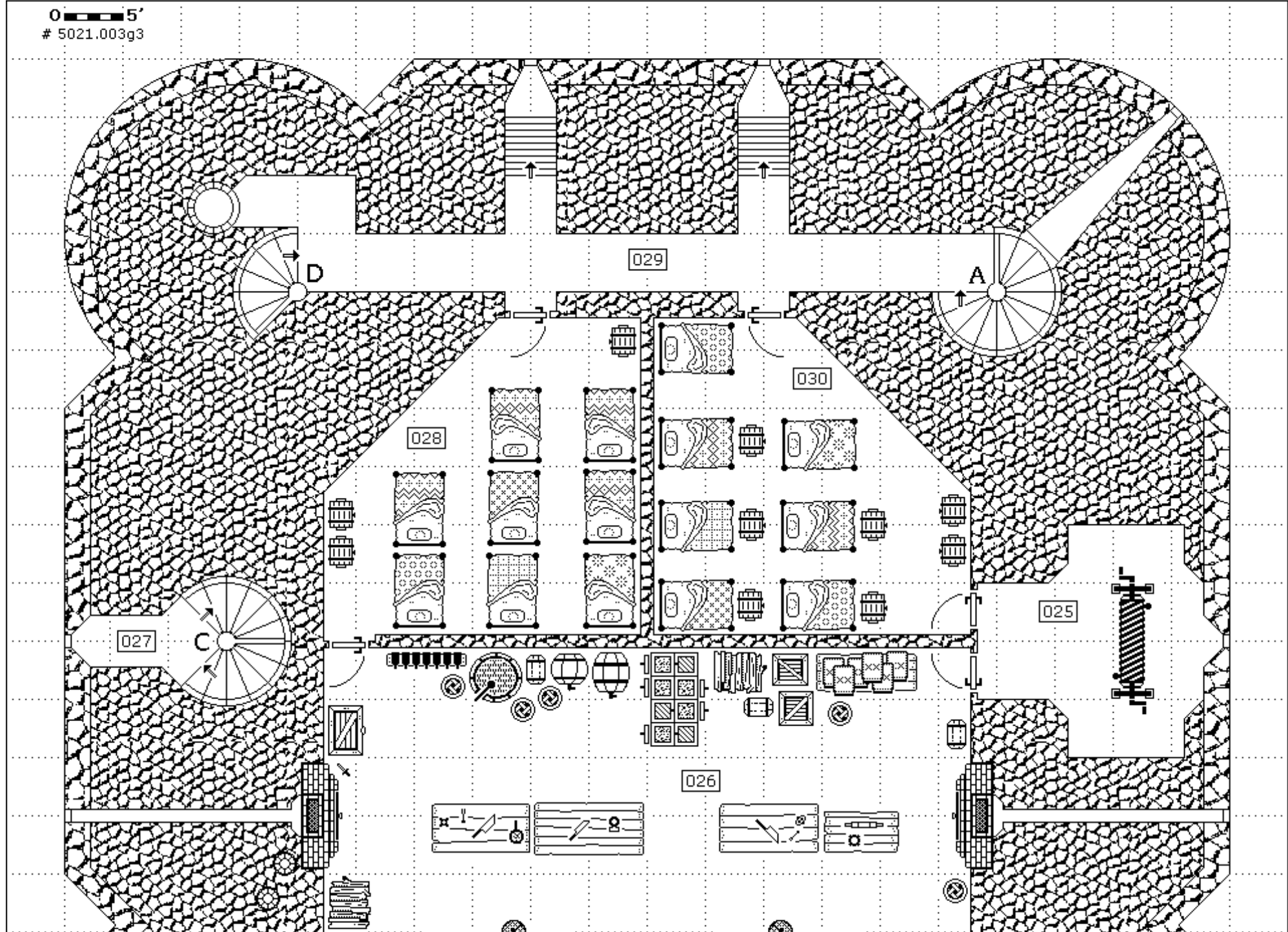
0 5'
5021.003g2

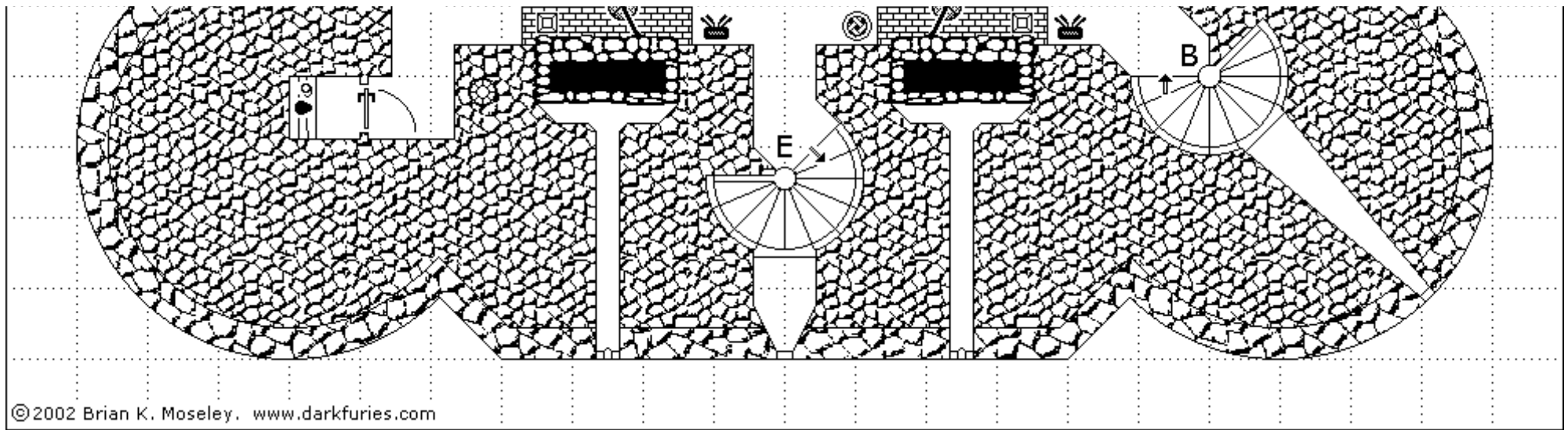




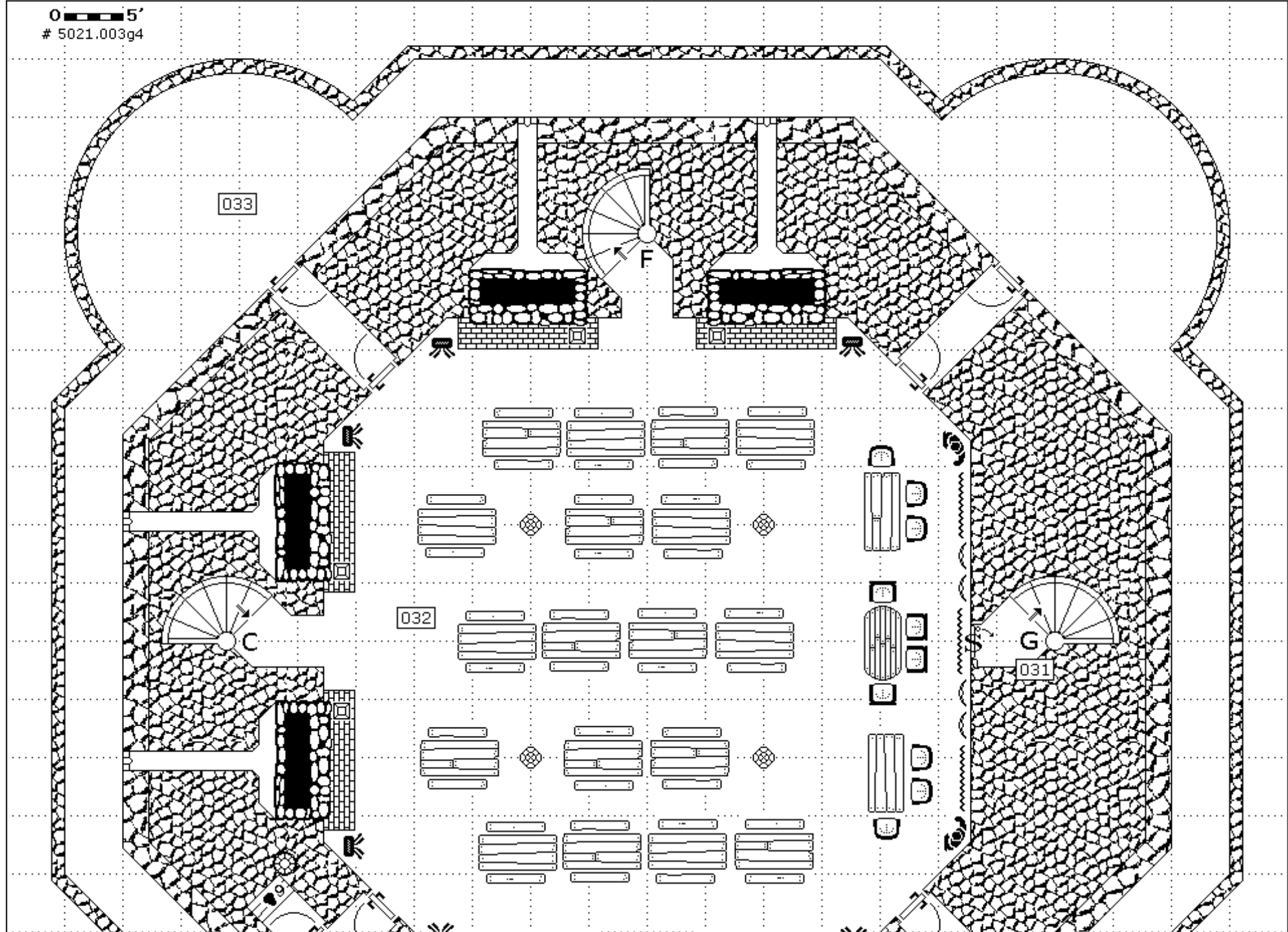
Castle 003 Ground Level Three

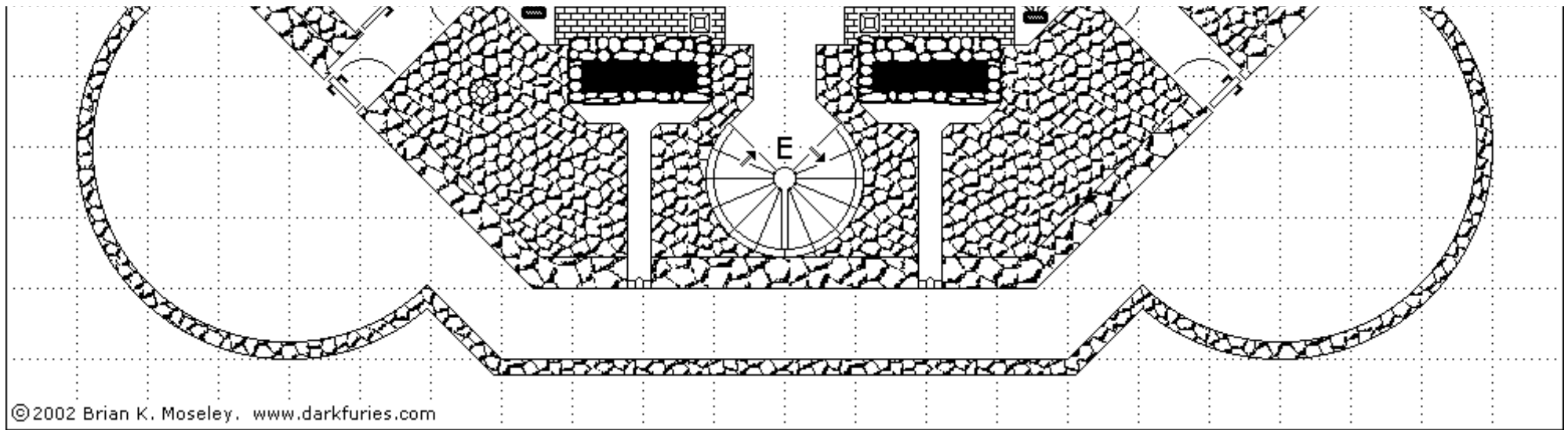
0 5'
5021.003g3





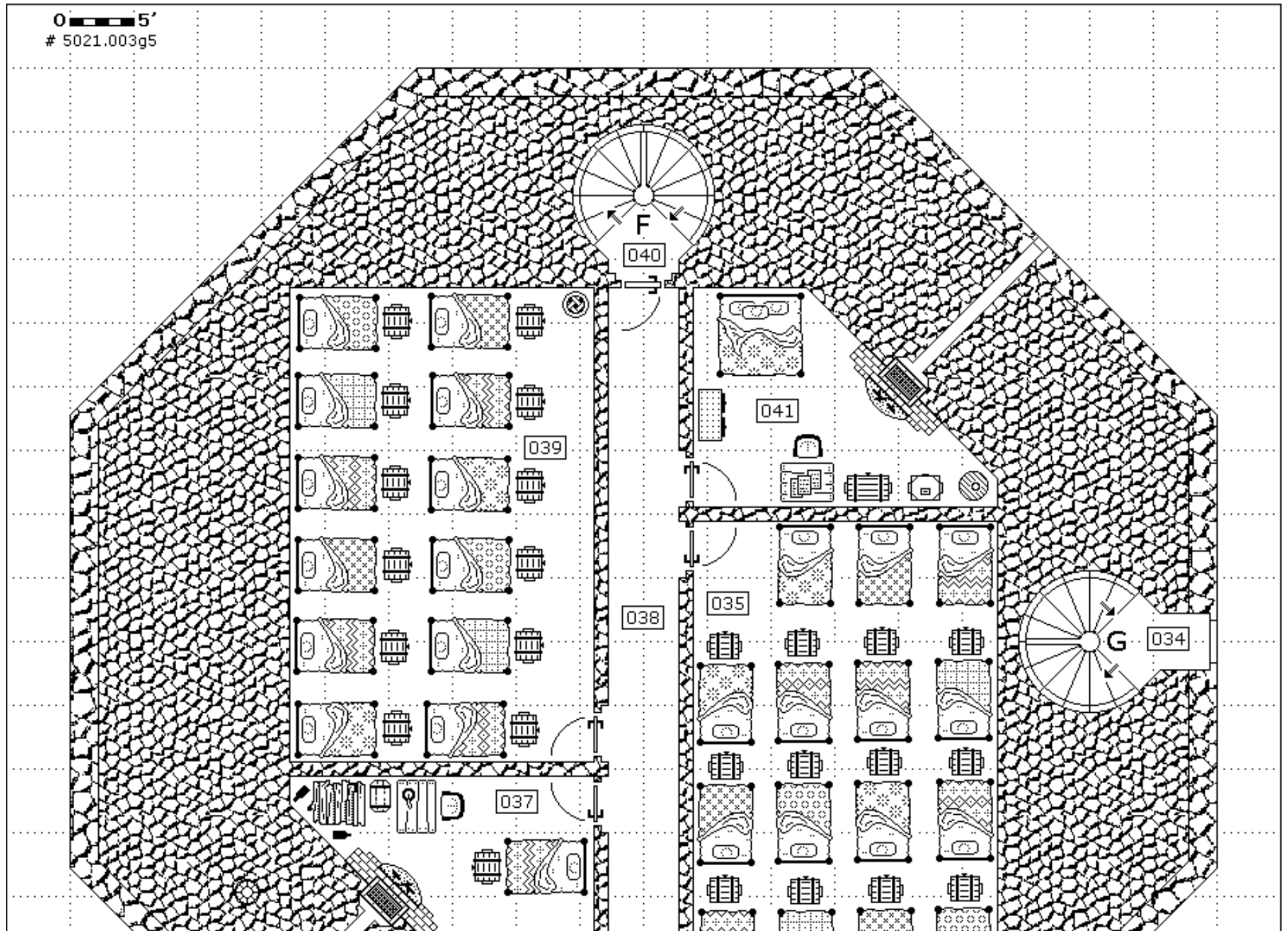
Castle 003 Ground Level Four

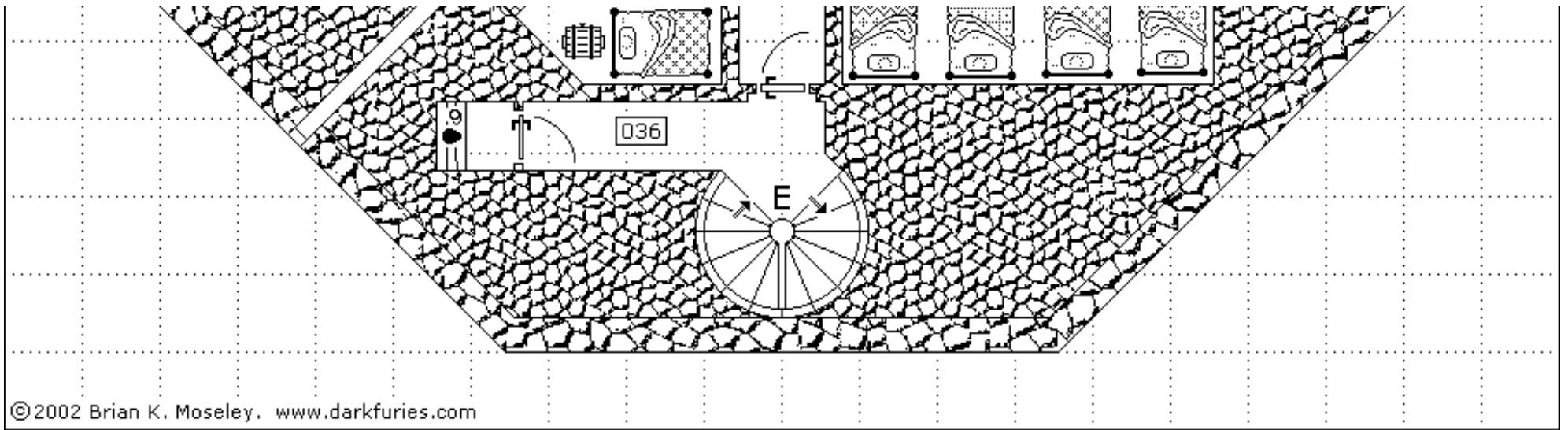




Castle 003 Ground Level Five

0 — 5'
5021.003g5

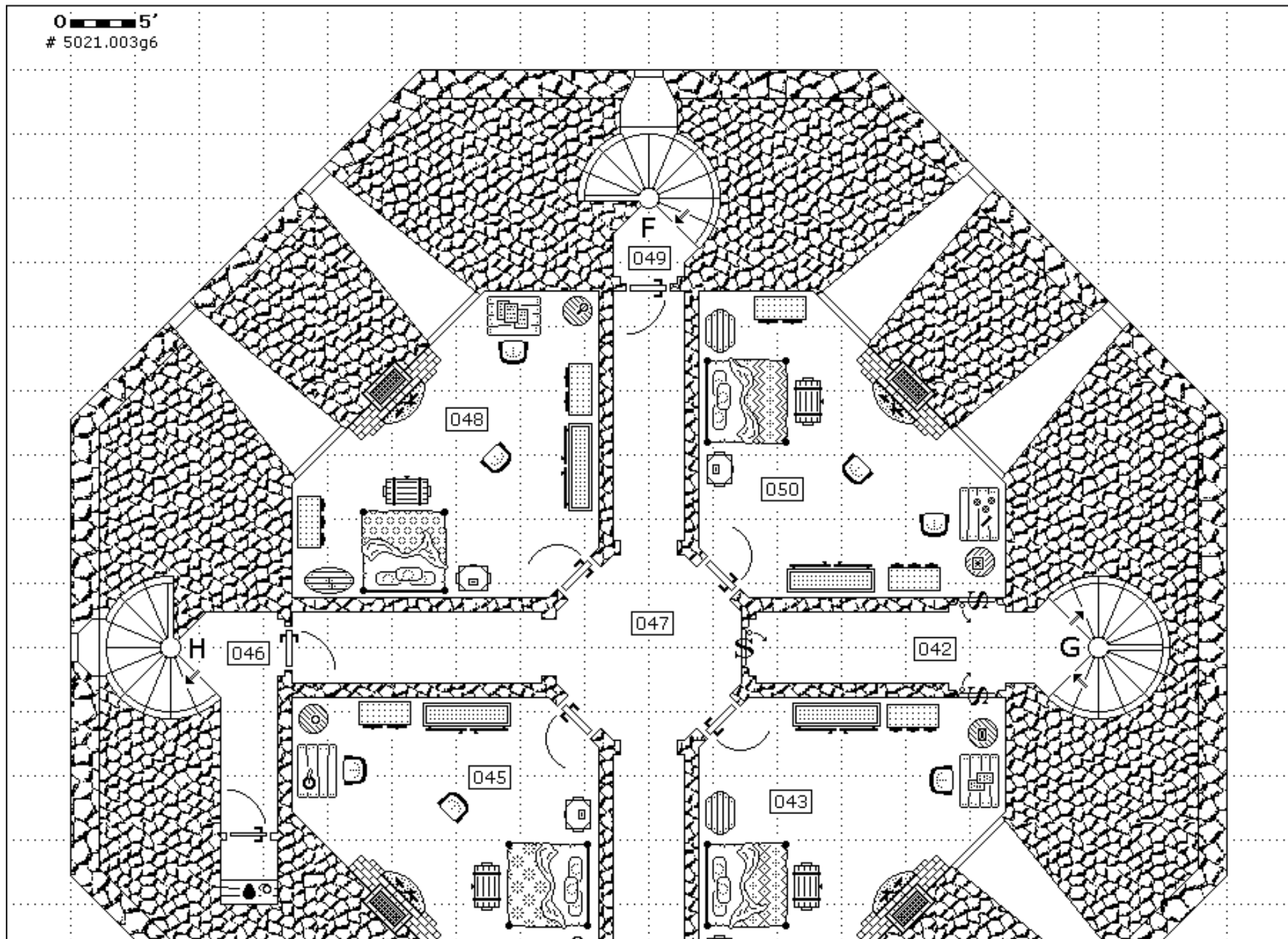


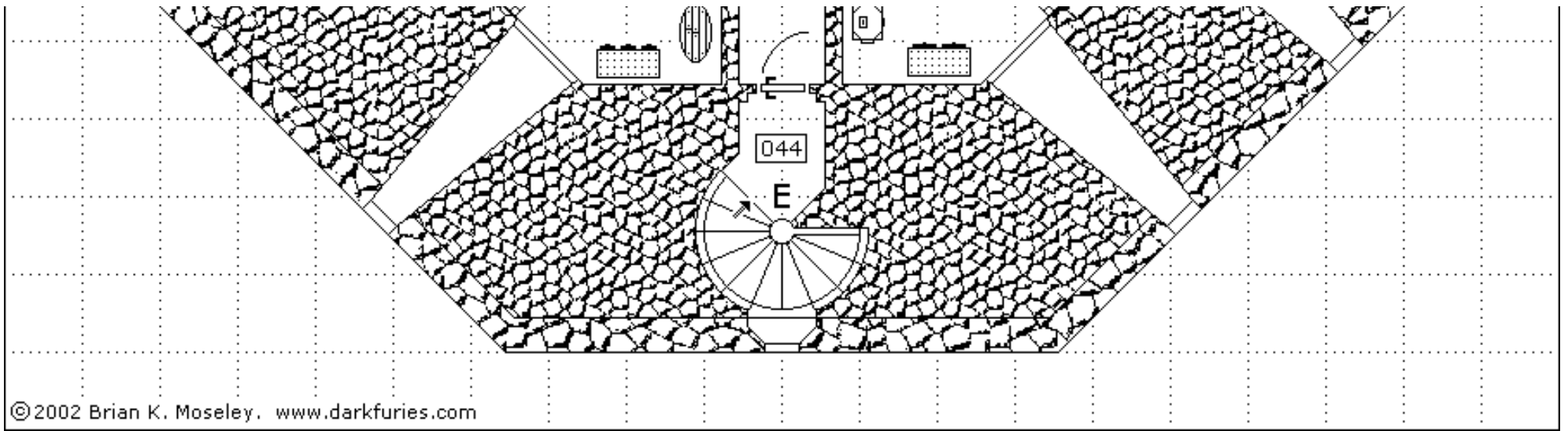


© 2002 Brian K. Moseley. www.darkfuries.com

Castle 003 Ground Level Six

0 — 5'
5021.003g6

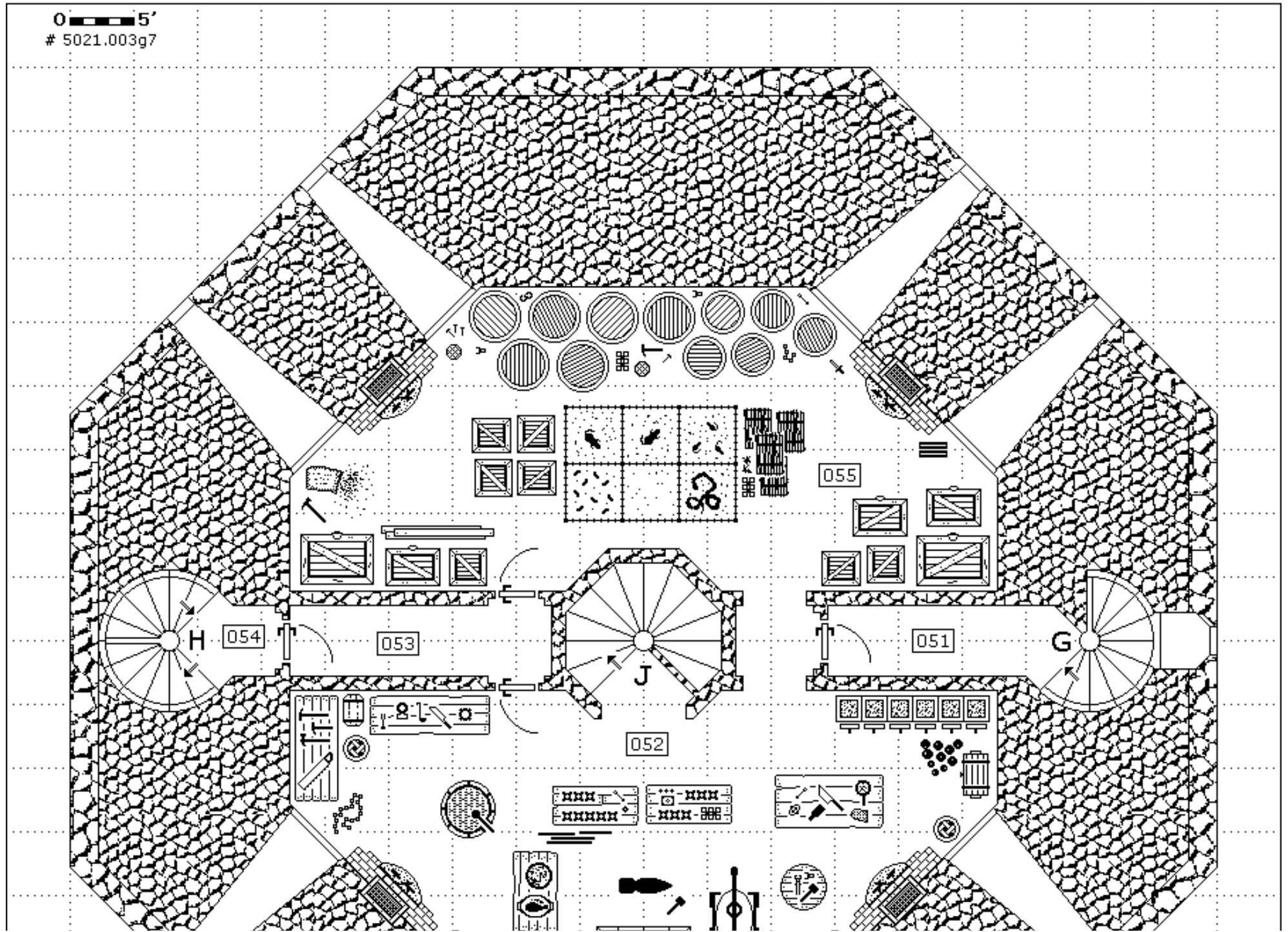





© 2002 Brian K. Moseley. www.darkfuries.com

Castle 003 Ground Level Seven

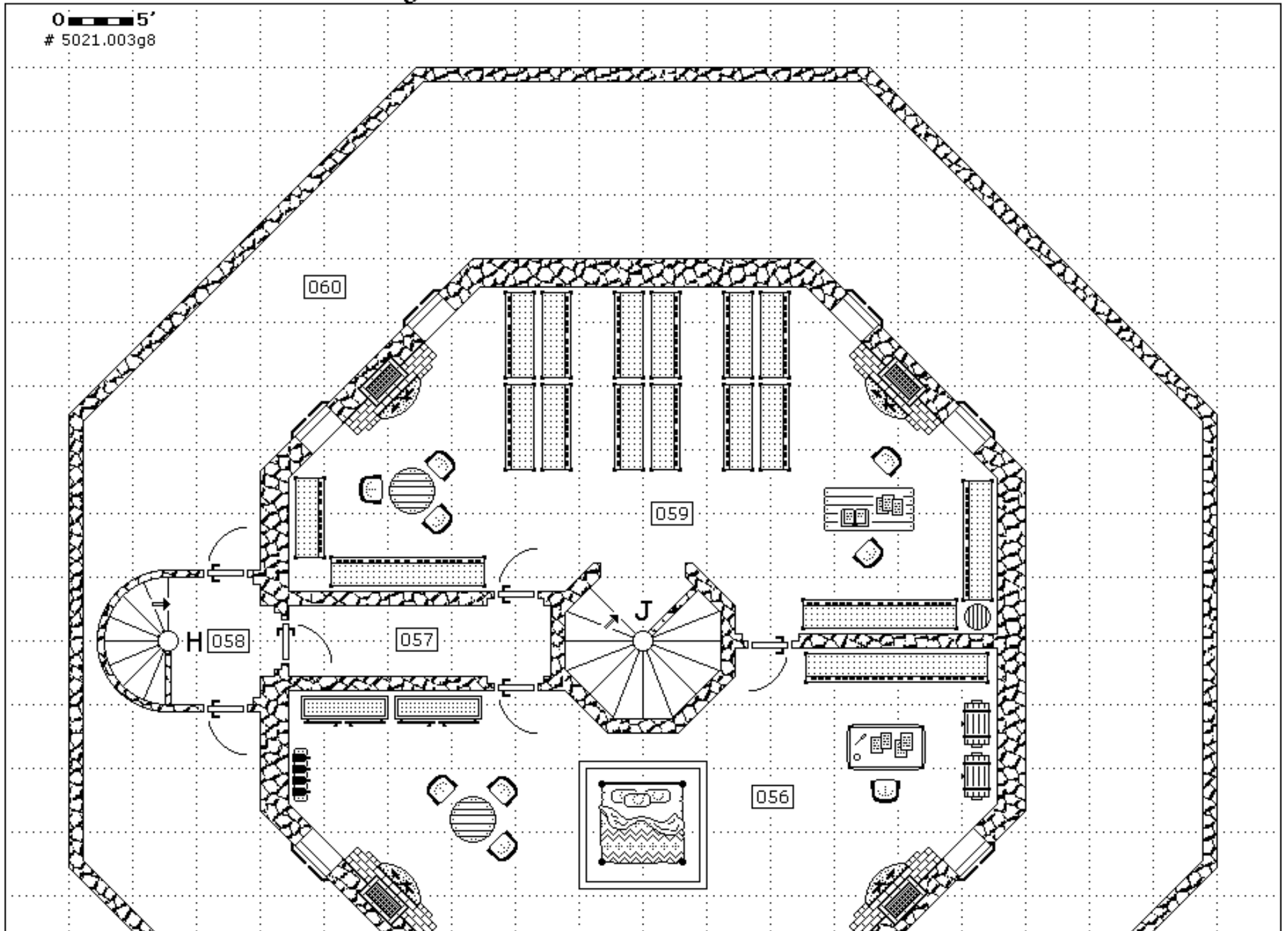
0 — 5'
5021.003g7

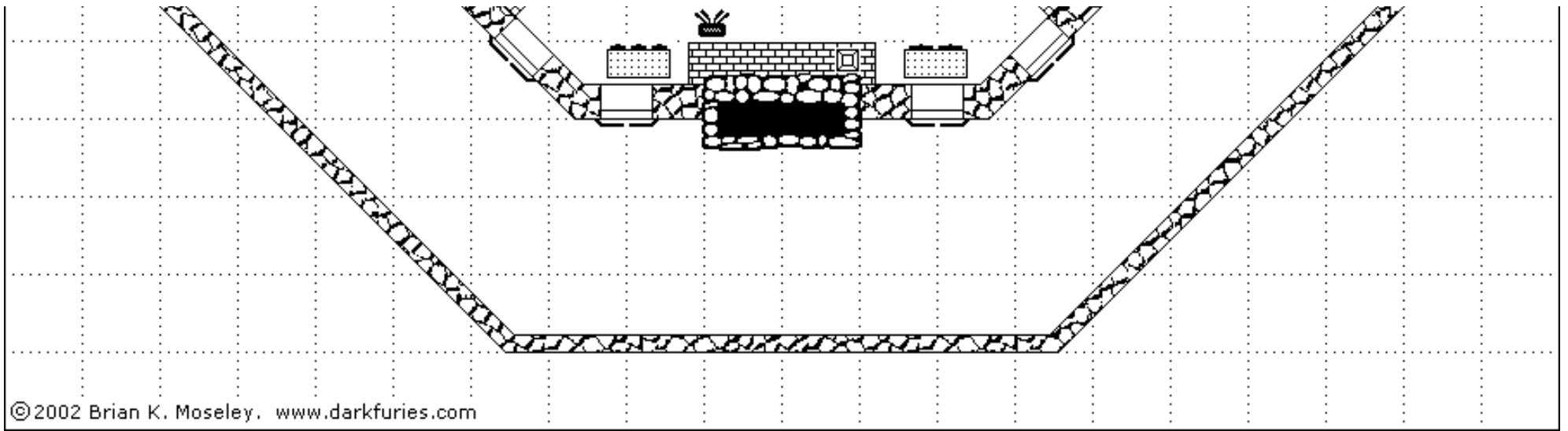




Castle 003 Ground Level Eight

0 5'
5021.003g8







Pelgurn Tower Thumbnail Gallery

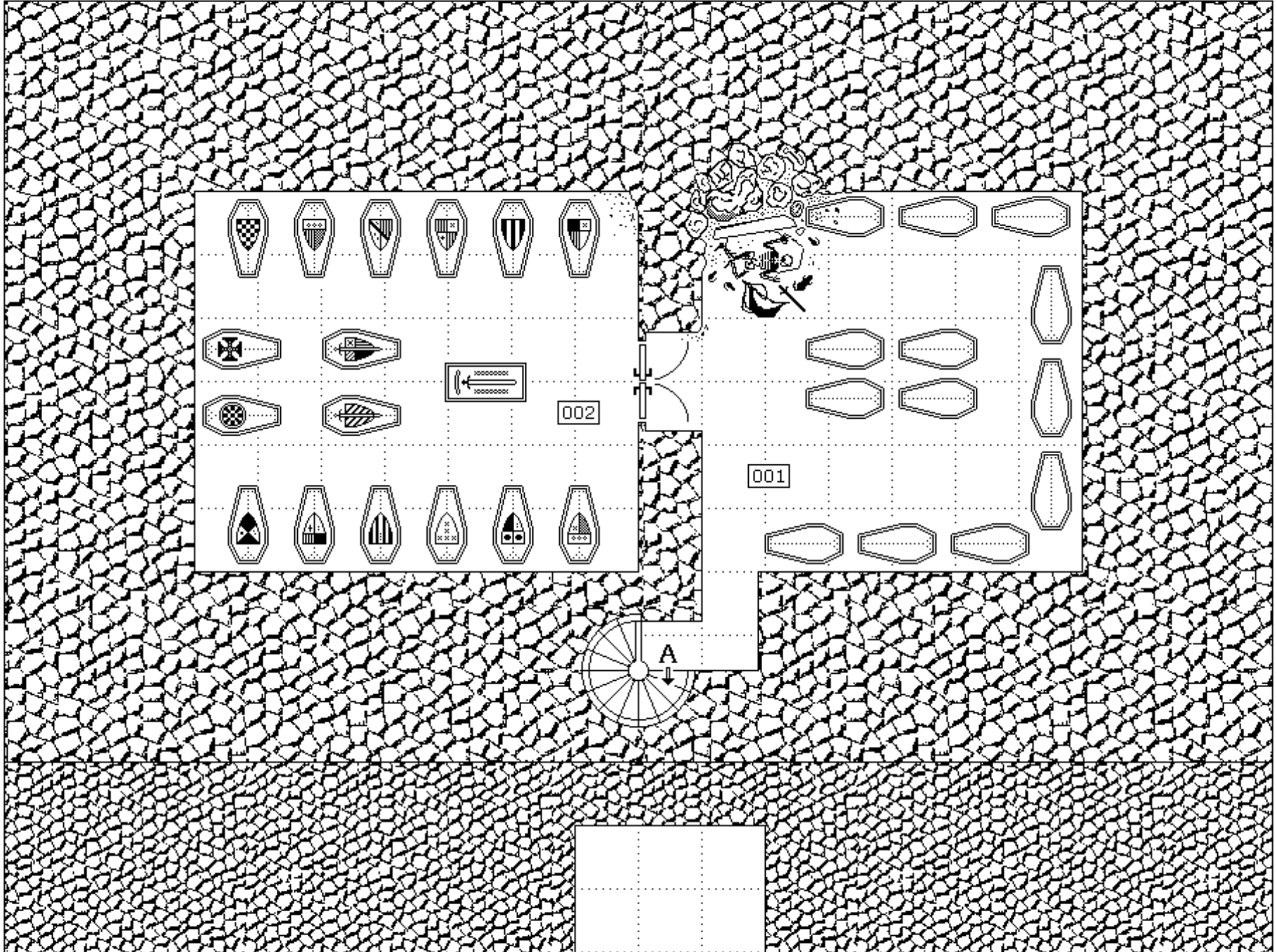
(Fortification 004)

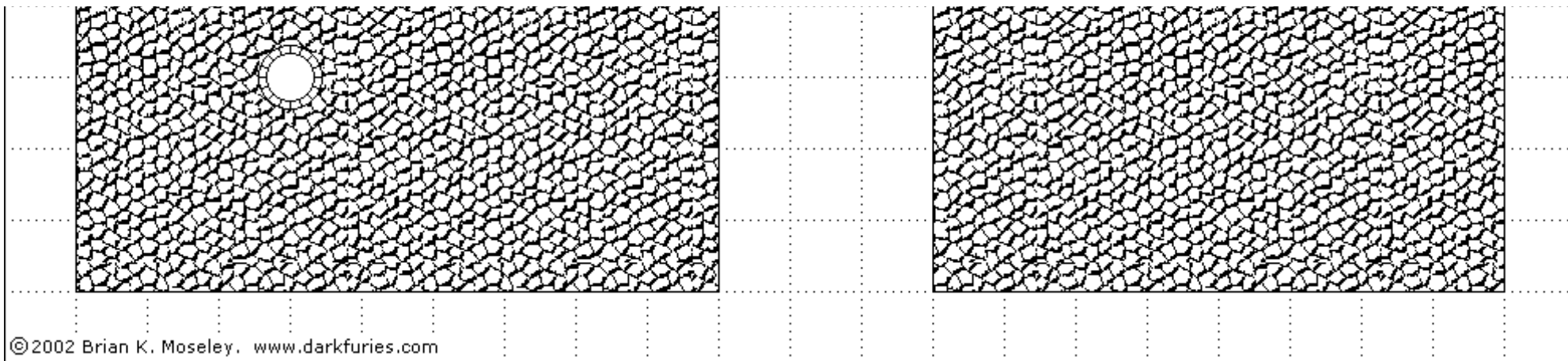
Note: These images are all proportionately reduced.



Castle 004 Underground Level One

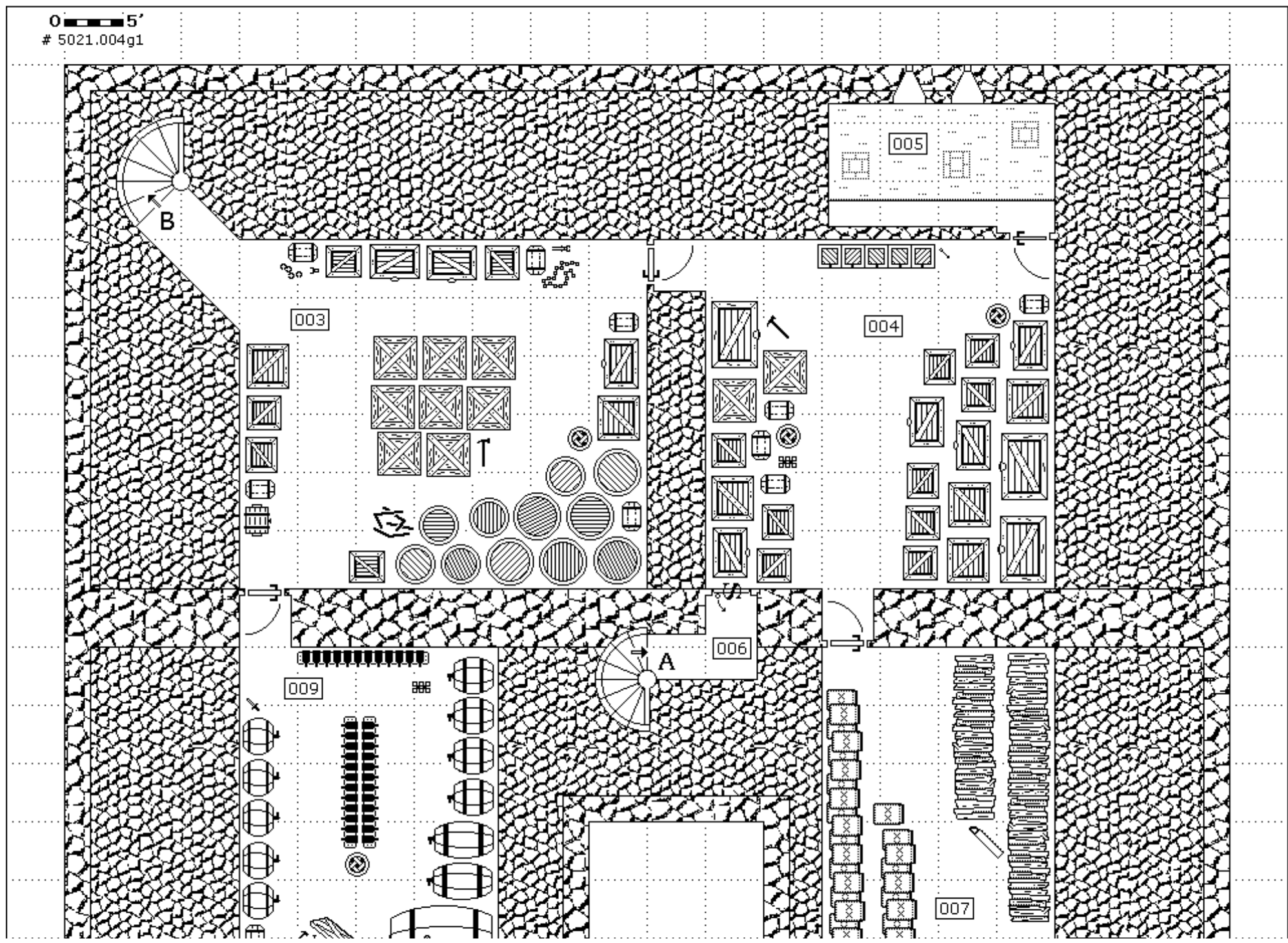
0  5'
5021.004u1

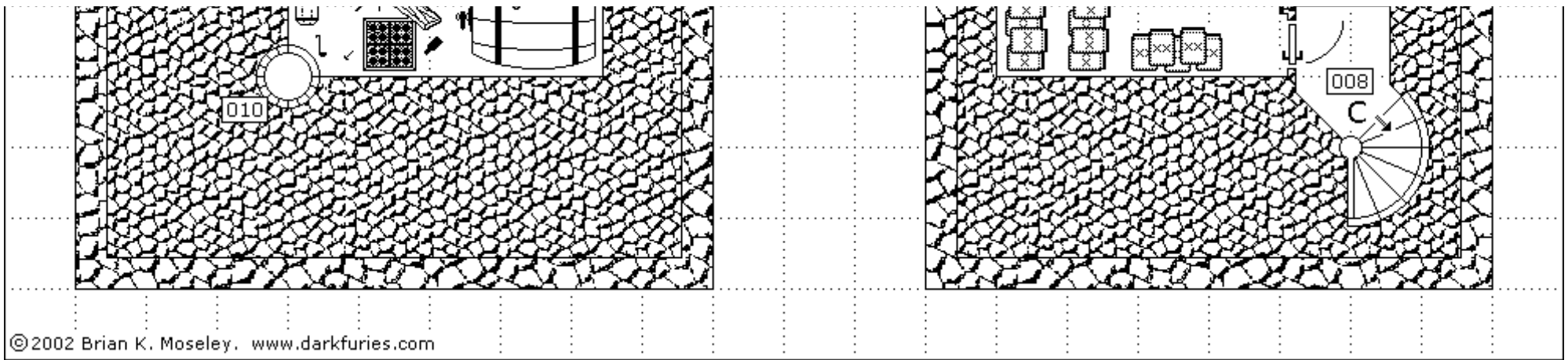




Castle 004 Ground Level One

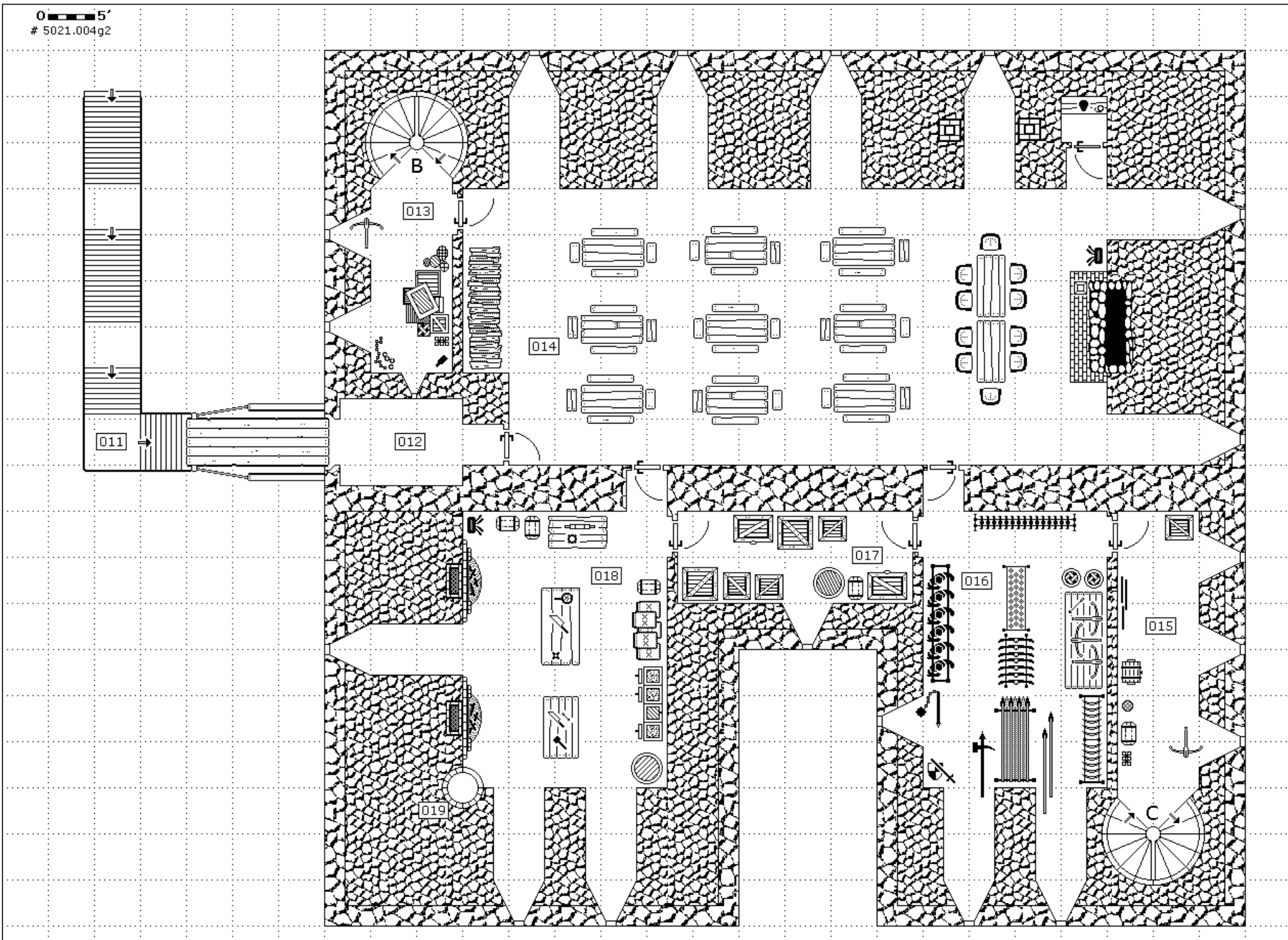
0 5'
5021.004g1





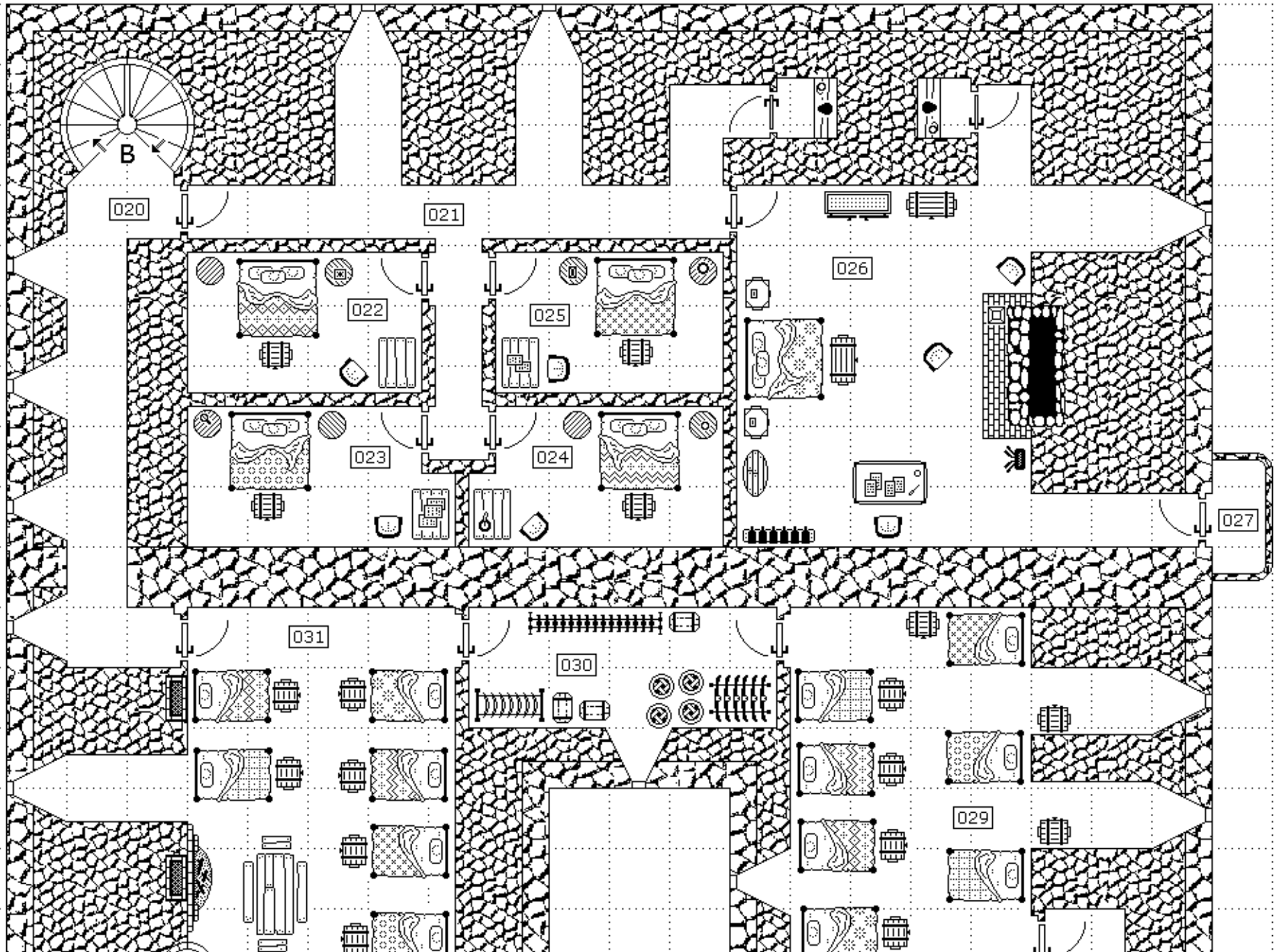
Castle 004 Ground Level Two

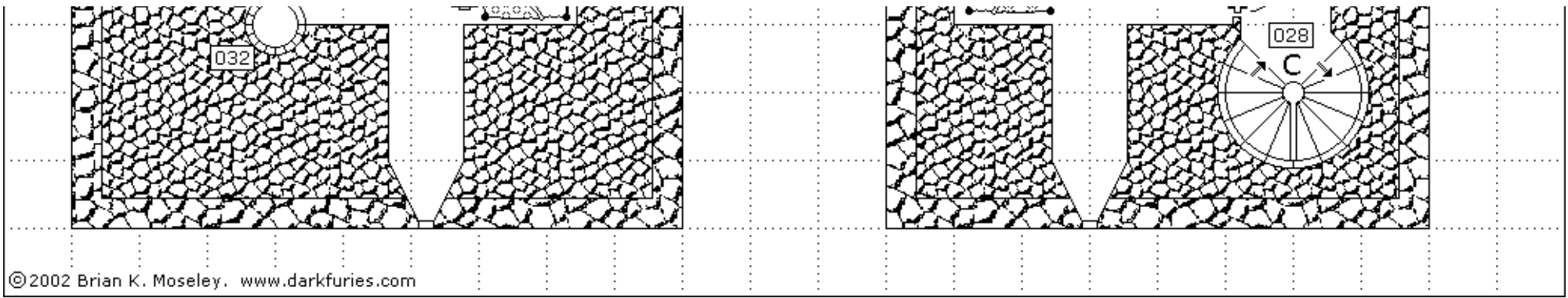
0 5'
5021.004g2



Castle 004 Ground Level Three

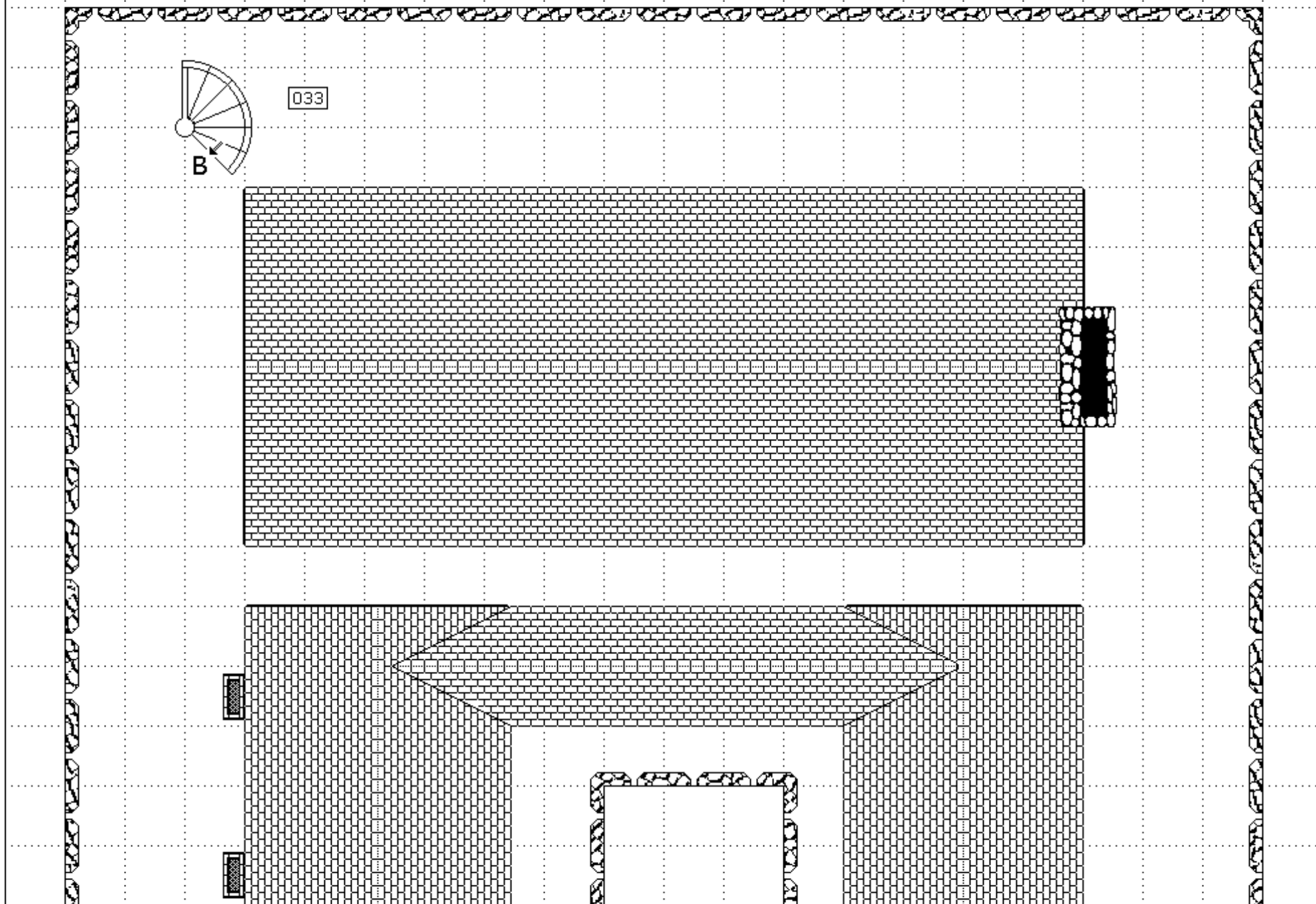
0 5'
5021.004g3

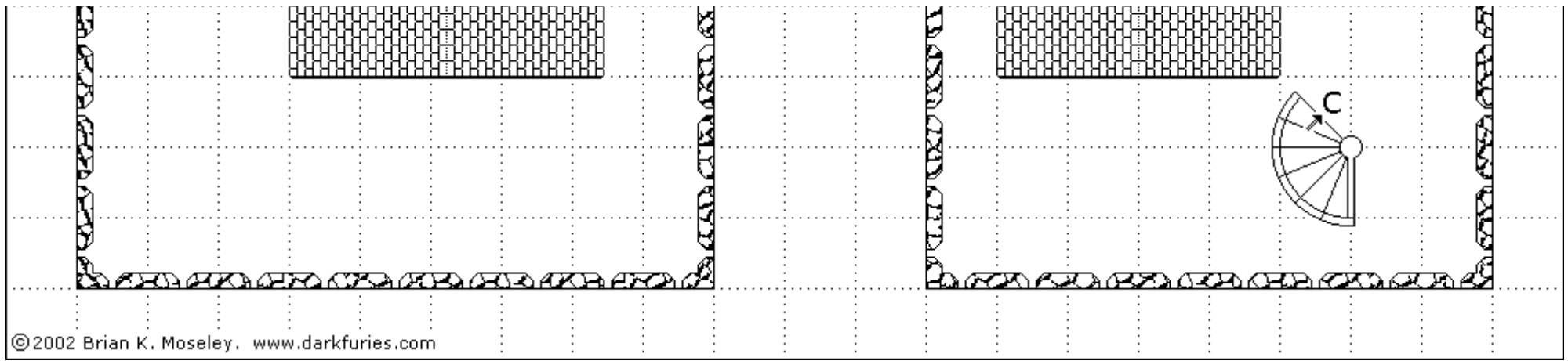




Castle 004 Ground Level Four

0 5'
5021.004g4

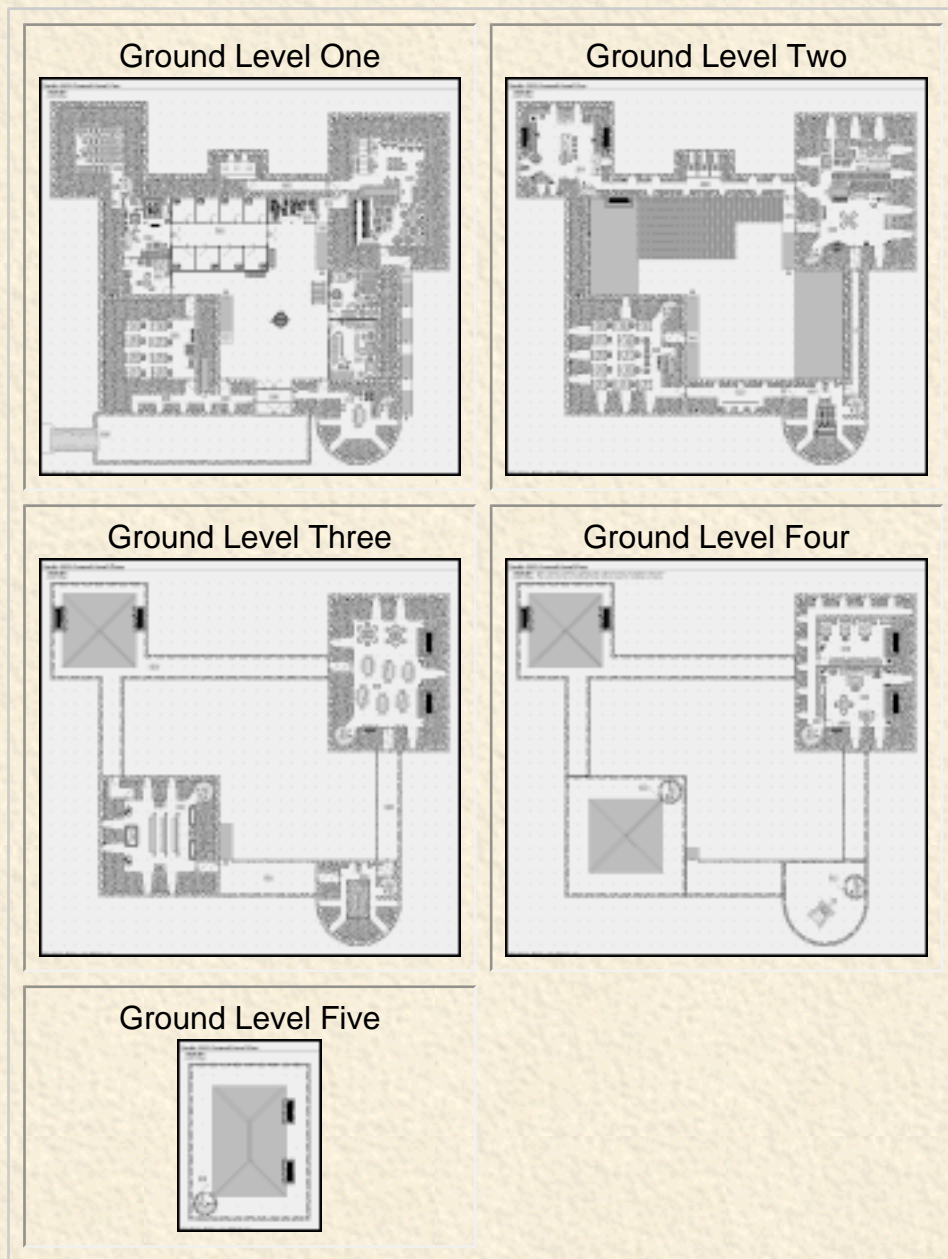




Roshefain Keep Thumbnail Gallery


(Fortification 005)

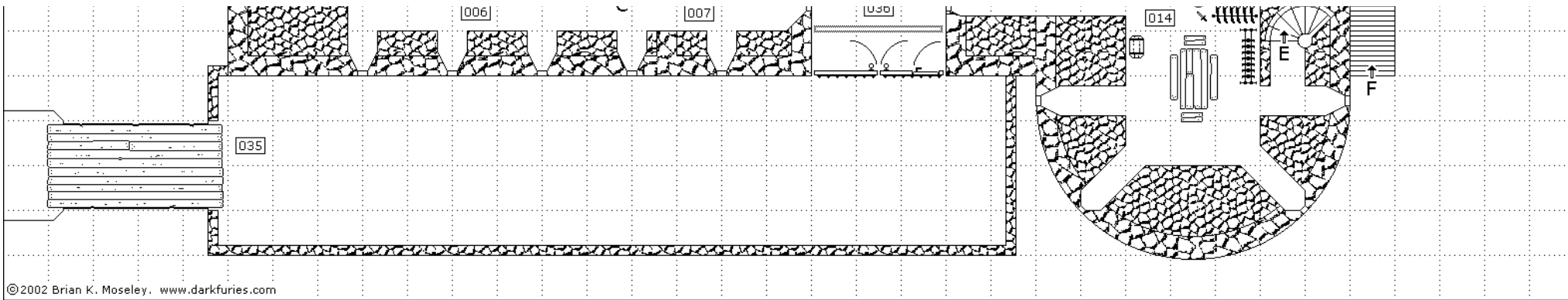
Note: These images are all proportionately reduced.



Castle 005 Ground Level One


0 5'
5021.005g1

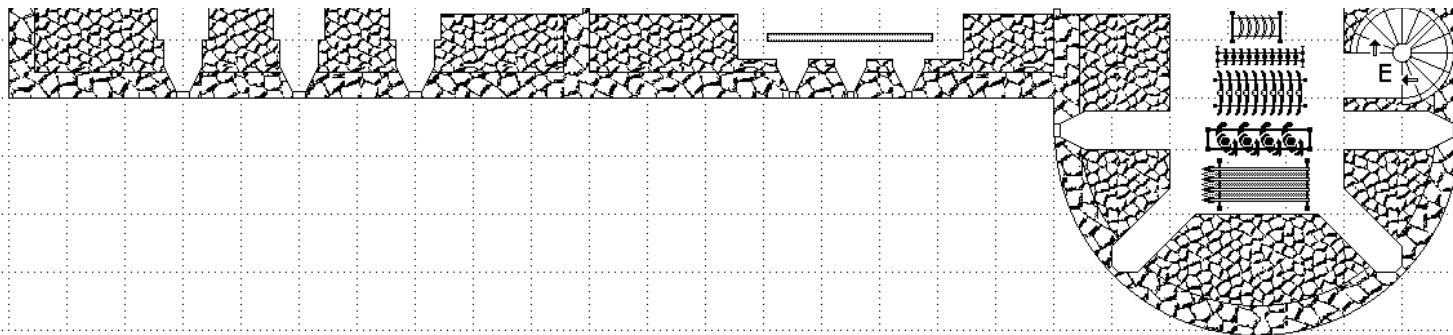




Castle 005 Ground Level Two

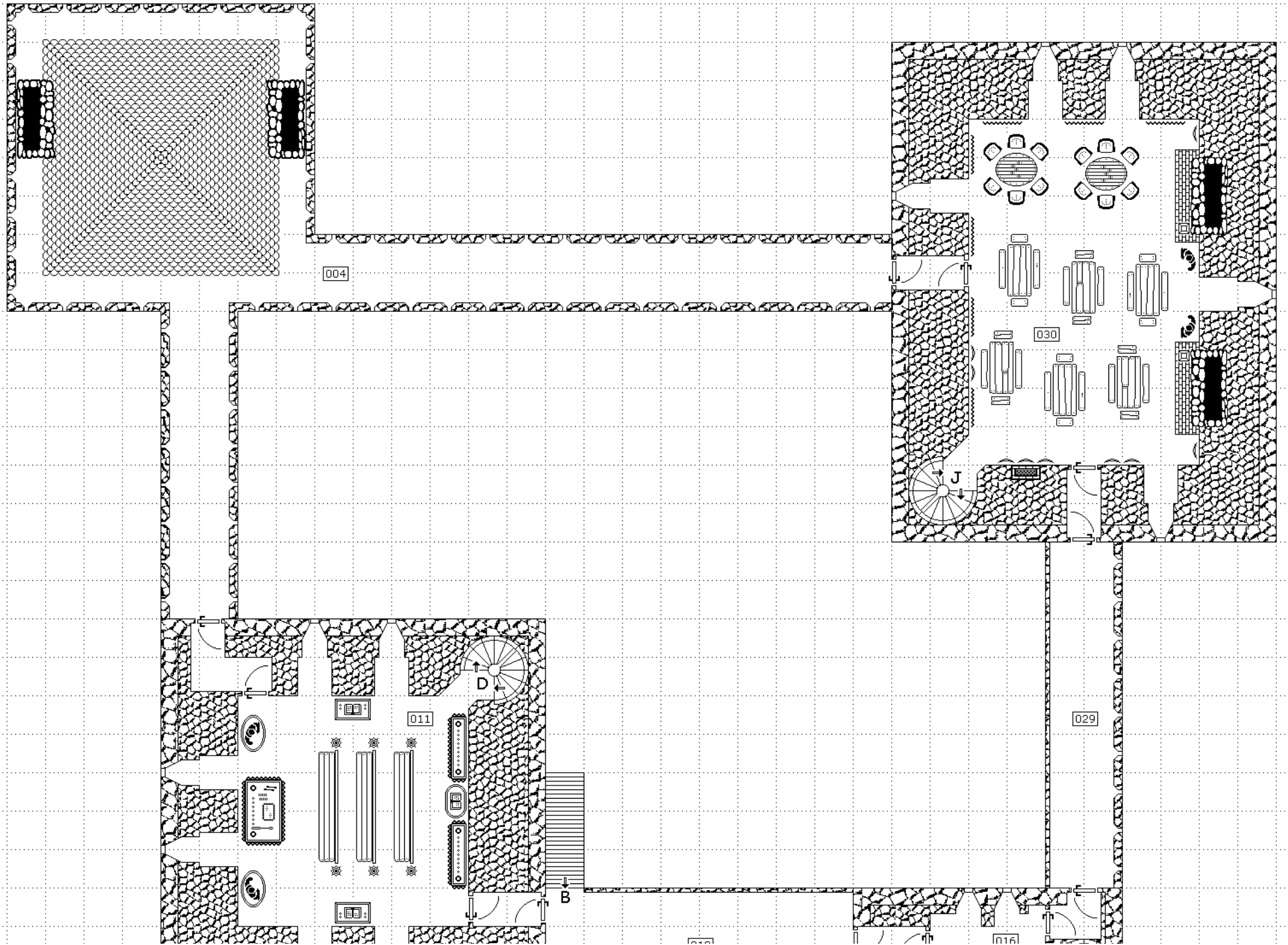
0 5'
5021.005g2

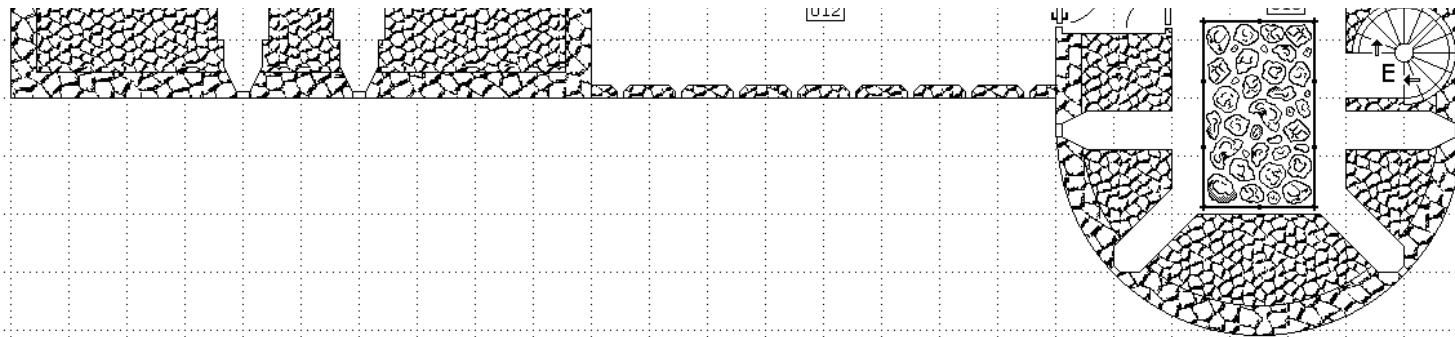




Castle 005 Ground Level Three

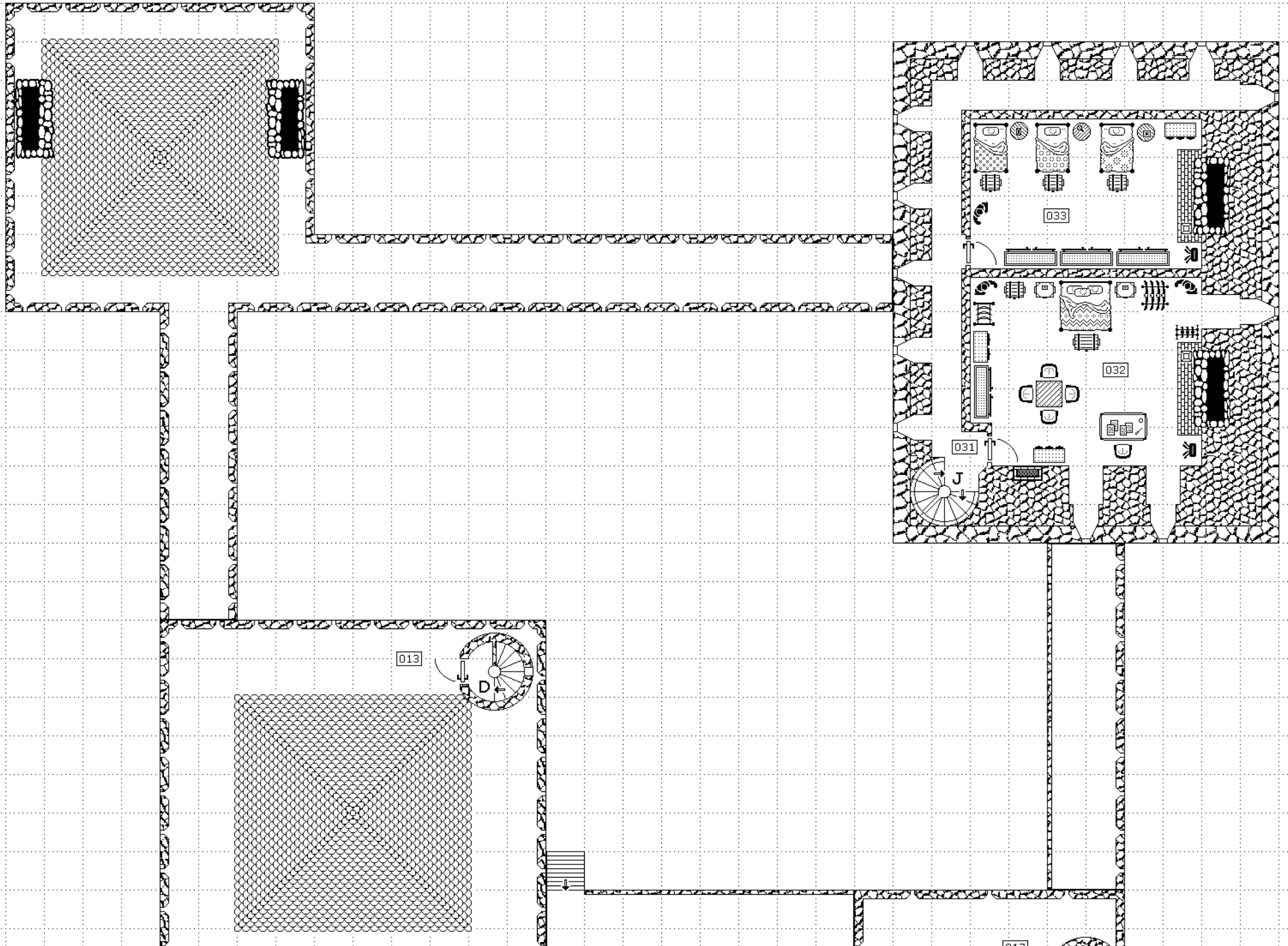
0 5'
5021.005g3

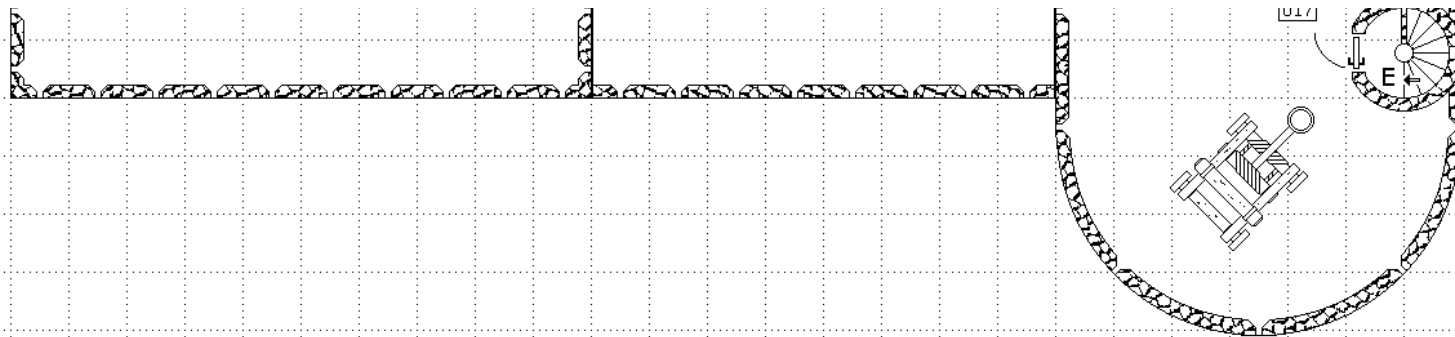




Castle 005 Ground Level Four

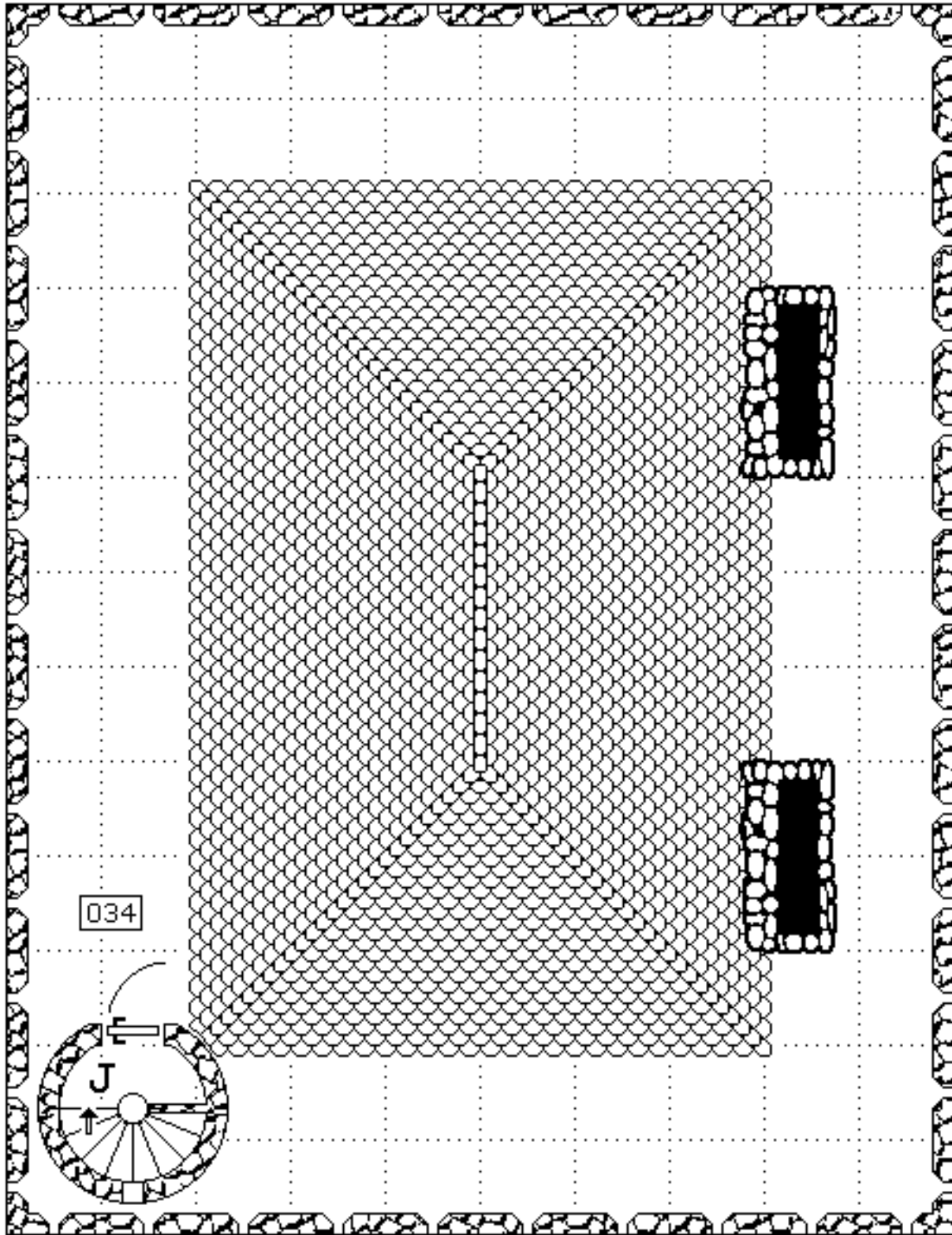
0 5' Note: Only the southwest, southeast and northeast towers are located on this level.
5021.005g4 The curtain wall top and northwest tower roof are shown for reference correlation.



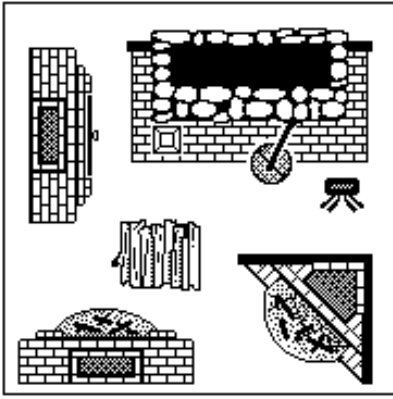


Castle 005 Ground Level Five

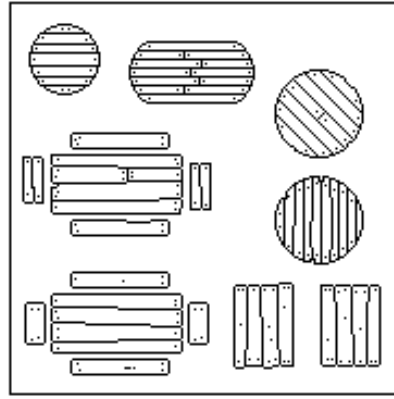
0 — 5'
5021.005g5



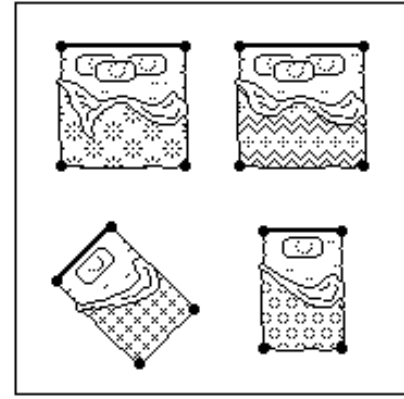
baking oven, great hearth,
fireplaces, pokers, firewood




large tables



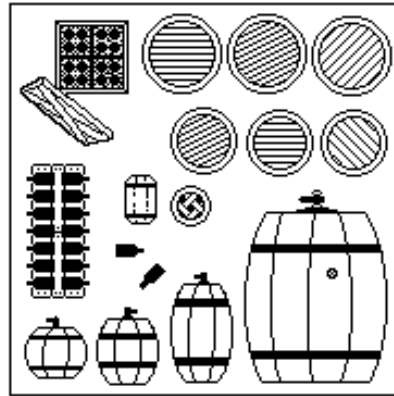
beds



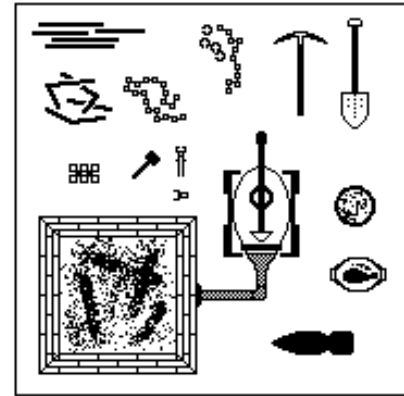
crates



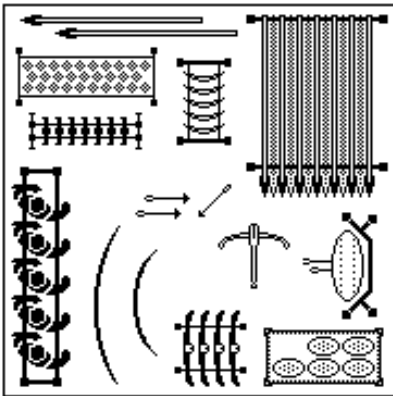
barrels, kegs, casks, bottles



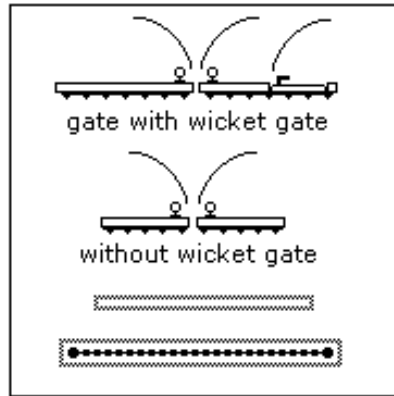
forge, bellows, irons, tools



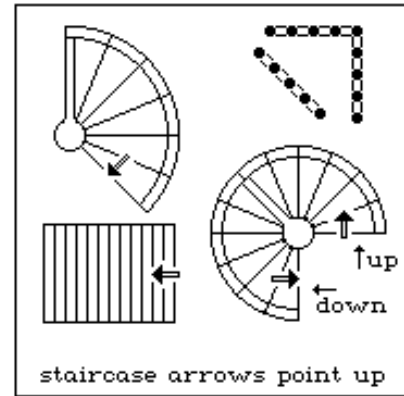
armors, shields, weapons



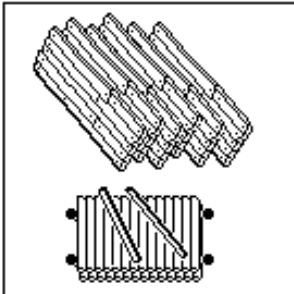
gates, portcullis, murder slot



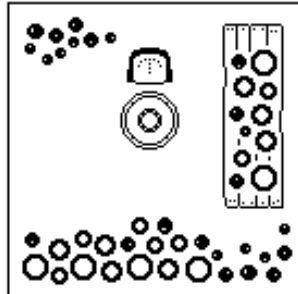
staircases, bannisters



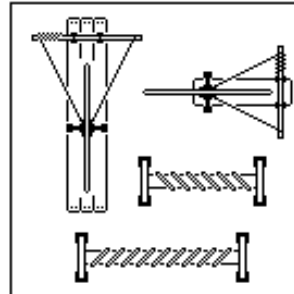
dismantled tables



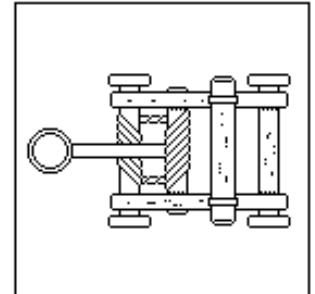
potter's wheel, bowls, vases



spinning wheels, looms



catapult



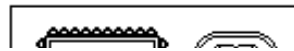
vanity tables



armoire, chest of drawers,
desks, writing tables

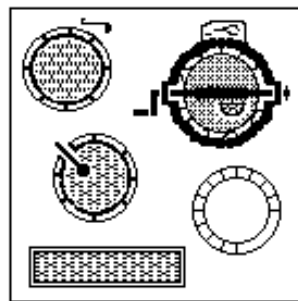
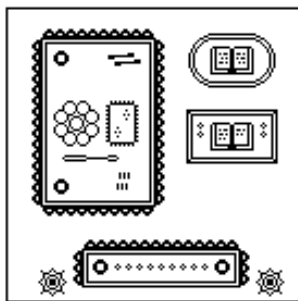
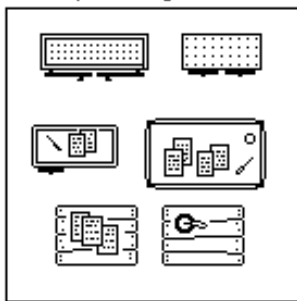
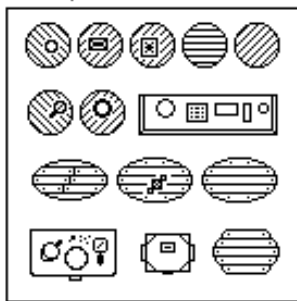


religious trappings

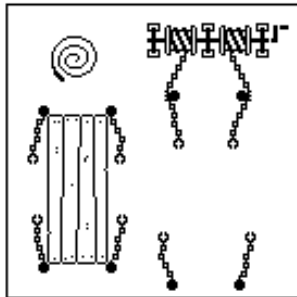


waterbarrels, well,
trough, well shaft







torture racks, whip



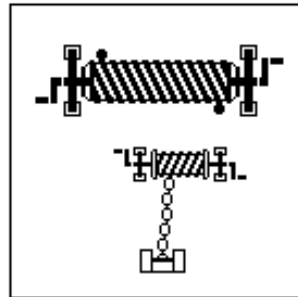
haybales, feedtroughs, pitchfork, vermin



rocks



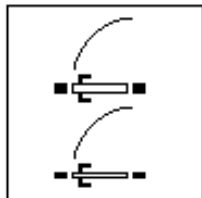
winches



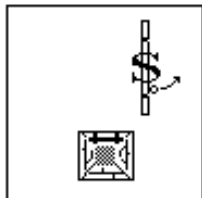
corpse



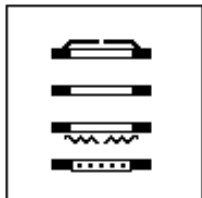
doors



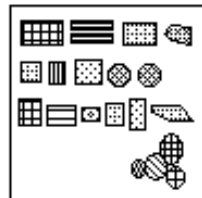
trap door, secret door



windows



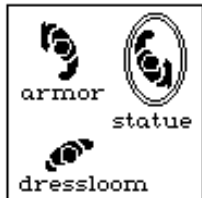
containers



hanging shields, tapestry/curtain



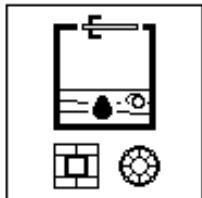
armor/statuses



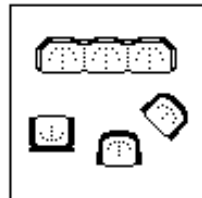
weapons, clothing



latrine, chutes



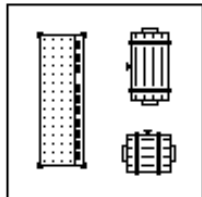
chairs, couch



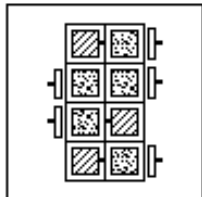
pillar, wood walls



chests, bookcase



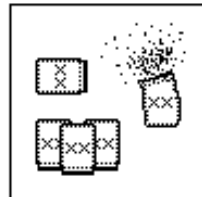
storage bins



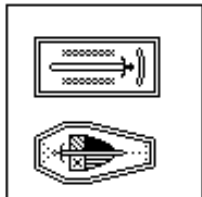
kitchen utensils




grain sacks



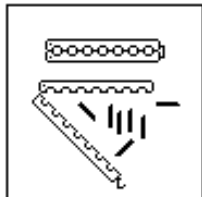
coffins



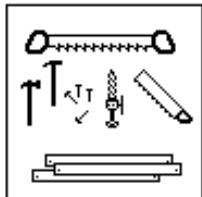
moat



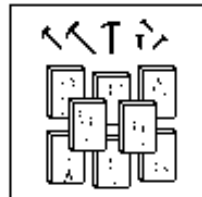
candle racks



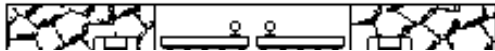
carpenter tools




mason tools, granite blocks



winch-raised drawbridge


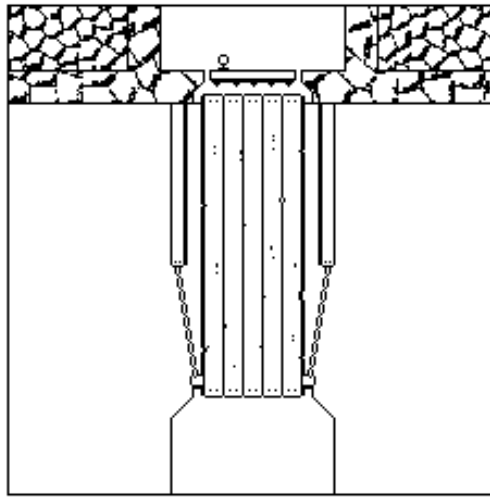
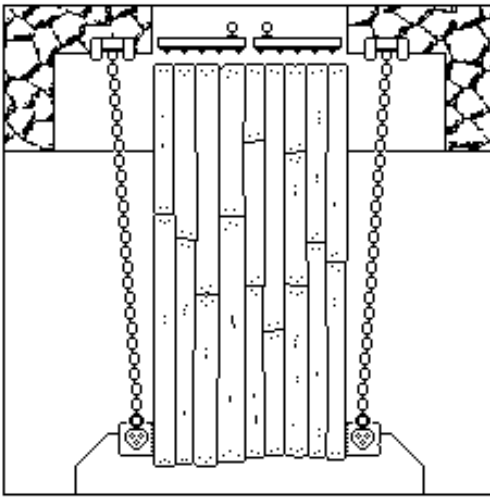


counter-balance drawbridge




large granite stone

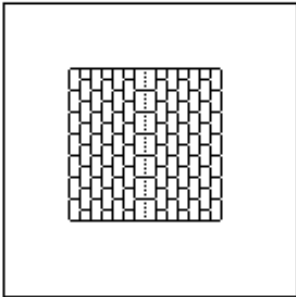




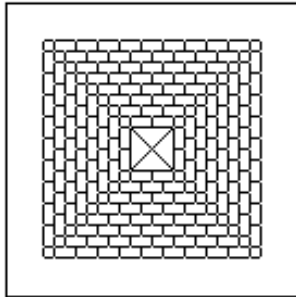
granite stone



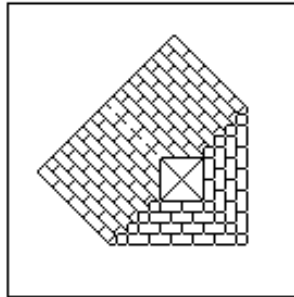
A-frame tile roof




A-frame tile roof



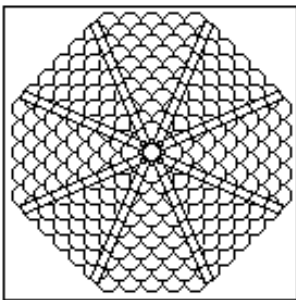
A-frame oblong tile roof



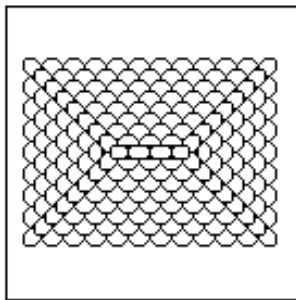
sloping thatch roof



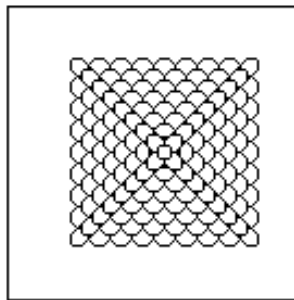
peaked tile roof



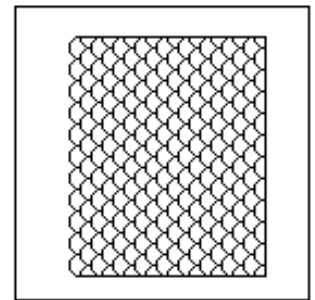
A-frame shingle/tile roof



A-frame shingle/tile roof

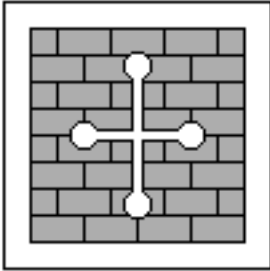


sloping tile roof

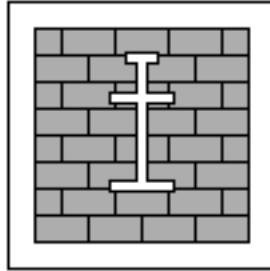


Arrow Loop Alcoves

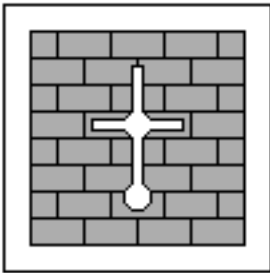
Grimbarith Keep



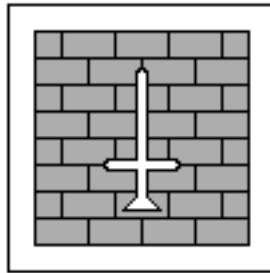
Lurfell Tower



Pelgurn Tower



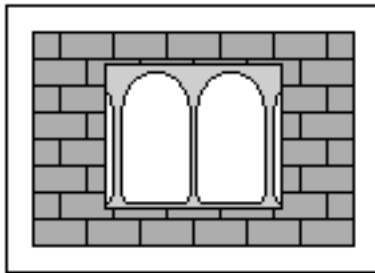
Roshefain Keep



Halestrom Castle

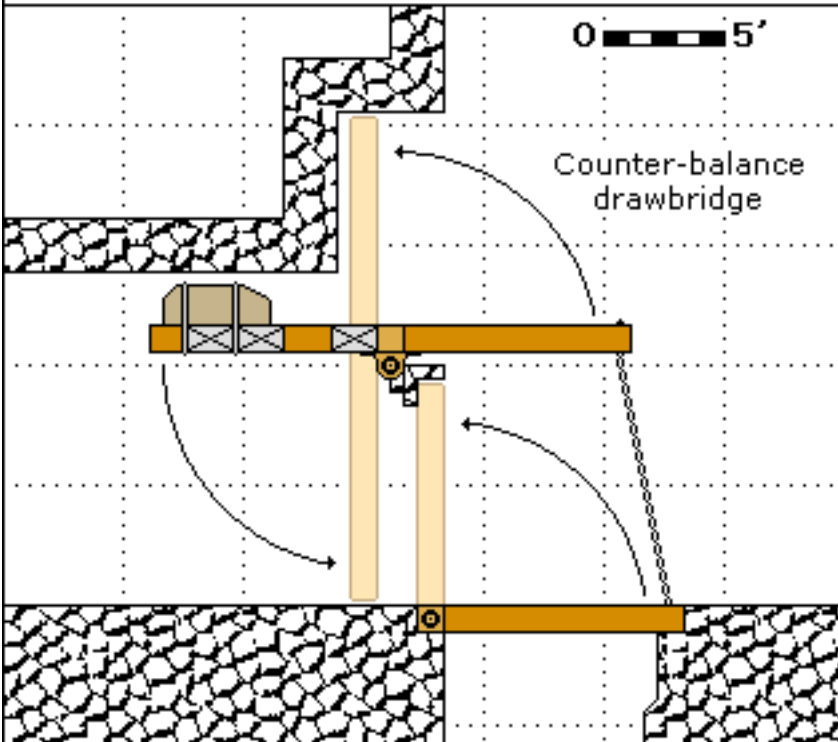


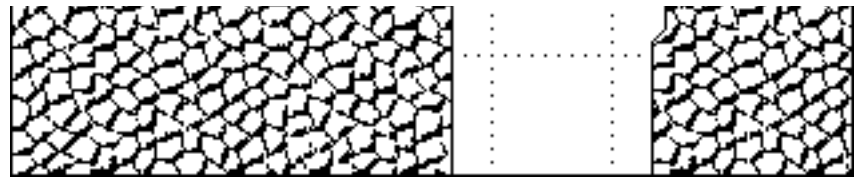
Halestrom lancet windows



0 5'

©2002 Brian K. Moseley. www.darkfuries.com





Abbreviations and Terms

Abbreviations:

- cw: clockwise.
 ccw: counter-clockwise.
 g1: (ground level 1) - first floor of the ground level.
 g1a: (ground level 1, 2nd floor) - second floor of the ground level.
 g2: (ground level 2) - first floor of the second level above ground.
 g3: (ground level 3) - first floor of the third level above ground.
 g4: (ground level 4) - first floor of the fourth level above ground.
 g5: (ground level 5) - first floor of the fifth level above ground.
 g6: (ground level 6) - first floor of the sixth level above ground.
 u1: (underground level 1) - first floor of the first underground level.
 u2: (underground level 2) - first floor of the second underground level.

It is important to note that a *level*, whether above ground or underground, may include more than one *floor*. This is due to rooms of varying heights. Notably, the ceiling height of support buildings in the baileys tends to be shorter than the ceiling height of the rooms in the adjacent castle component. Where this occurs, the level will typically be detailed on multiple floorplans. The second (third, fourth, etc) floor plan will be clearly titled, and the floorplan number will be denoted with a lower-case letter. For levels above ground, the floors will ascend. For levels underground, the floors will descend. Unless specifically stated otherwise, the rooms depicted on any one floorplan will be at the same height.

Example:

The ceilings of the ground level (G1/ground level 1) rooms in a castle rise to a height of twenty feet. Within the castle's bailey, the support buildings all have ceiling heights of ten feet. The second floors (G1a) of the support buildings all begin at eleven feet height, and rise to twenty feet. These second floors (G1a) all fall within the height allocated to the ground floor, before the second level (G2/ground level 2) of the castle begins, and so are part of ground level (G1) one.

Glossary:

arrow loops	narrow slits in the castle walls through which archers and crossbowmen fire at opposing targets.
attiliator	crossbow maker.
bailey	the interior courtyard of a castle, surrounded by the castle walls.
barbican	outer defensive structure, usually at a gate or bridge.
buttress	projecting structure for supporting or giving stability to a wall or building.

castellan	person in charge of the castle in the absence of the castle's ruling lord or family.
chandler	candle maker.
donjon	the main keep of a fortress.
gallery	corridor through a castle wall that connects areas within a castle.
machicolation	openings between the corbels of a projecting parapet for discharging missiles upon opposing targets below.
motte	artificial mound that a fortress is built upon.
parapet	low wall or railing to protect the roof of a platform or roof.
plinth	ramp-like buttress thickening the base of a fortification, typically a tower.
postern	small exit that allows castle defenders to reach the castle exterior for either escape or to launch a sally forth against attackers.
wicket gate	small door in the main gate of a gatehouse that allow persons limited access through the gate when the main gate is closed.

[Darkfuries: Castles and Keeps](#) Copyright © 2002 by Brian K. Moseley. All rights reserved.

Grimbarith Keep

(Fortification 001)

Introduction

[Main Keep areas \(001 - 041\)](#)

[South Tower areas \(042 - 061\)](#)

[East Catapult areas \(062 - 064\)](#)

[Gatehouse areas \(065 - 071\)](#)

[East Tower areas \(072 - 089\)](#)

[North Catapult areas \(090 - 092\)](#)

[North Tower areas \(093 - 108\)](#)

[Mill Tower areas \(109 - 115\)](#)

[Inner Bailey areas \(116 - 130\)](#)

Introduction:

Grimbarith Keep consists of five above ground levels and two underground levels that contain a total of seven floors. Components include two round towers, one elongated tower, one small rectangular tower, two catapult landings, a small gatehouse, a large rectangular tower main keep, four sections of curtain wall, fifteen bailey buildings and an exterior ramp leading up to the gatehouse.

Floorplan Notes:

- Areas are listed sequentially, and numbered as close as possible in physical proximity by floorplan level.
- Unless otherwise stated, all floor, wall and ceiling composition entries of "stone" indicate cut granite block.
- U2 (underground level 2): deepest level, floor depth 20' beneath exterior terrain.
- U1 (underground level 1): floor at same height as exterior terrain.
- G1 (ground level 1): first floor of all components, beginning height 15' above exterior terrain.
- G2 (ground level 2): tower second floors, beginning height 30'.
- G3 (ground level 3): tower third floors, beginning height 45'.
- G4 (ground level 4): curtain wall top, main keep fourth floor, tower roofs, beginning height 60'.
- G4 (ground level 5): roof of the main keep, beginning height 75'.

[Darkfuries: Castles and Keeps](#) Copyright © 2002 by Brian K. Moseley. All rights reserved.

Grimbarith Keep

(Fortification 001)

Introduction

[Main Keep areas \(001 - 041\)](#)

[South Tower areas \(042 - 061\)](#)

[East Catapult areas \(062 - 064\)](#)

[Gatehouse areas \(065 - 071\)](#)

[East Tower areas \(072 - 089\)](#)

[North Catapult areas \(090 - 092\)](#)

[North Tower areas \(093 - 108\)](#)

[Mill Tower areas \(109 - 115\)](#)

[Inner Bailey areas \(116 - 130\)](#)

Main Keep areas:

Area 001

location: Main Keep U2 northeast corner.

designation: Main Keep master stairwell.

description: Base of stone staircase (staircase E) that spirals cw up to U1.

floor: stone.

walls: stone.

ceiling: staircase: 7' stone, sloping. passage: 9' stone, vaulted.

Area 002

location: Main Keep U2 north chamber.

designation: Cellar.

description: Kegs and casks of ale and mead are stored here.

floor: stone.

walls: stone.

ceiling: 9' stone, vaulted.

Area 003

location: Main Keep U2 south chamber.

designation: Cellar.

description: Casks of ale, kegs of beer, and bottles of wine are stored here.

floor: stone.

walls: stone.

ceiling: 9' stone, vaulted.

Area 004

location: Main Keep U2 southwest corner.

designation: Well shaft.

description: Fresh water supply. This well shaft is constructed through the wall of the keep, allowing water to be drawn on U2, U1, G1, G2 and G3.

ceiling: shaft depth 25'.

Area 005

location: Main Keep U2 southeast corner.
designation: Castle lord's staircase.
description: This is a hidden stone staircase (staircase F) that spirals ccw up to U1, and cw down to an escape tunnel.
floor: stone.
walls: stone.
ceiling: staircase: 7' stone, sloping. passage: 9' stone, vaulted.

Area 006

location: Main Keep U1 northeast corner.
designation: Main Keep master stairwell.
description: This stone staircase (staircase E) spirals cw up to G1, and ccw down to U2.
floor: stone.
walls: stone.
ceiling: staircase: 7' stone, sloping. passage: 9' stone, vaulted.

Area 007

location: Main Keep U1 north chamber.
designation: Foundation room.
description: Crates of dry goods are stored here, consisting mainly of perishable foodstuffs.
floor: stone.
walls: stone.
ceiling: 9' stone, vaulted.

Area 008

location: Main Keep U1 south chamber.
designation: Foundation room.
description: Crates and barrels of dry goods are stored here, consisting mainly of perishable foodstuffs.
floor: stone.
walls: stone.
ceiling: 9' stone, vaulted.

Area 009

location: Main Keep U1 southwest corner.
designation: Well shaft.
description: Fresh water supply. This well shaft is constructed through the wall of the keep, allowing water to be drawn on U2, U1, G1, G2 and G3.
ceiling: shaft depth 45'.

Area 010

location: Main Keep U1 southeast corner.
designation: Castle lord's staircase.
description: This hidden stone staircase (staircase F) spirals ccw up to G2 and cw down to U2.
floor: stone.
walls: stone.
ceiling: staircase: 7' stone, sloping. passage: 9' stone, vaulted.

Area 011

location: Main Keep G1 adjacent foyer hall.

designation: Entry foyer.

description: A rectangular stone building constructed next to the keep's east wall, providing a covered hallway into the keep's main entrance.

floor: stone.

walls: stone.

ceiling: 11' A-frame, wood shingle roof.

Area 012

location: Main Keep G1 northeast corner and east wall.

designation: Main Keep master stairwell gallery.

description: This stone staircase (staircase E) spirals cw up to G2 and ccw down to U1. The gallery parallels the east wall of the main keep and extends into the south curtain wall.

floor: stone.

walls: stone.

ceiling: staircase: 7' stone, sloping. gallery: 9' stone, vaulted.

Area 013

location: Main Keep G1 northwest corner.

designation: Passage.

description: This passage extends from the main keep through the west curtain wall.

floor: stone.

walls: stone.

ceiling: 9' stone, vaulted.

Area 014

location: Main Keep G1 north chamber.

designation: Barracks.

description: Primary sleeping quarters for the castle garrison, crammed with rows of bunk beds and wooden chests. Twin passages on the west wall extend through the keep wall to arrow loop alcoves overlooking the western exterior.

floor: stone.

walls: stone.

ceiling: barracks: 9' stone, vaulted. alcoves: 7' stone, vaulted.

Area 015

location: Main Keep G1 south chamber.

designation: Barracks.

description: Primary sleeping quarters for the castle garrison, crammed with rows of bunk beds and wooden chests. Twin passages on the west wall extend through the keep wall to arrow loop alcoves overlooking the western exterior.

floor: stone.

walls: stone.

ceiling: barracks: 9' stone, vaulted. alcoves: 7' stone, vaulted.

Area 016

location: Main Keep G1 southwest corner.

designation: Well shaft.

description: Fresh water supply. This well shaft is constructed through the wall of the keep,

allowing water to be drawn on U2, U1, G1, G2 and G3.

floor: stone.

walls: stone.

ceiling: shaft depth 60'.

Area 017

location: Main Keep G1 southeast corner.

designation: Castle lord's staircase.

description: This hidden stone staircase (staircase F) spirals ccw up to G2 and cw down to U1. It does not access G1.

floor: stone.

walls: stone.

ceiling: 7' stone, sloping.

Area 018

location: South curtain wall G1.

designation: Latrine.

description: Two wooden benches with a handy supply of hay nearby, located in small, smelly cubicles that boast the luxury of privacy doors.

floor: stone.

walls: stone.

ceiling: 7' stone, flat.

Area 019

location: Main Keep G2 northeast corner and east wall.

designation: Main Keep master stairwell gallery.

description: This stone staircase (staircase E) spirals cw up to G3 and ccw down to G1. The gallery passage is lined with arrow loop alcoves facing into the bailey.

floor: stone.

walls: stone.

ceiling: staircase: 7' stone, sloping. gallery: 9' stone, vaulted.

Area 020

location: Main Keep G2 northwest corner and G2 west curtain wall.

designation: Gallery.

description: This gallery accesses numerous arrow loop alcoves as it extends the length of the west curtain wall, connecting the north tower and the main keep.

floor: stone

walls: stone

ceiling: gallery: 9' stone, vaulted. alcoves: 7' stone, vaulted.

Area 021

location: Main Keep G2 north chamber.

designation: Library.

description: A long room lit by firelight. Bookcases line the walls.

floor: stone.

walls: stone.

ceiling: 9' stone, vaulted.

Area 022

location: Main Keep G2 west chamber.

designation: Bedroom.

description: A large, four post canopy bed, writing table and wooden chest fill this room.

floor: stone.

walls: stone.

ceiling: 9' stone, vaulted.

Area 023

location: Main Keep G2 east chamber.

designation: Bedroom.

description: A large, four post canopy bed, writing table and wooden chest fill this room.

floor: stone.

walls: stone.

ceiling: 9' stone, vaulted.

Area 024

location: Main Keep G2 south chamber.

designation: Bedroom suite.

description: This luxurious suite contains a large, four post canopy bed, writing desk, small tables, a changing area and a wooden chest.

floor: stone.

walls: stone.

ceiling: 9' stone, vaulted.

Area 025

location: Main Keep G2 southwest corner.

designation: Well shaft.

description: Fresh water supply. This well shaft is constructed through the wall of the keep, allowing water to be drawn on U2, U1, G1, G2 and G3.

floor: stone.

walls: stone.

ceiling: shaft depth 75'.

Area 026

location: Main Keep G2 southeast corner.

designation: Castle lord's staircase.

description: This hidden stone staircase (staircase F) spirals ccw up to G3 and cw down to U1.

floor: stone.

walls: stone.

ceiling: staircase: 7' stone, sloping. passage: 9' stone, vaulted.

Area 027

location: South curtain wall G2.

designation: Latrine.

description: Two wooden benches with a handy supply of hay nearby, located in small, smelly cubicles with privacy doors.

floor: stone.

walls: stone.

ceiling: 7' stone, flat.

Area 028

location: Main Keep G3 northeast corner, north and east walls.

designation: Main Keep master stairwell gallery.

description: This stone staircase (staircase E) spirals cw up to G4 and ccw down to G2. The staircase opens into a gallery that parallels the main keep north and east walls. The gallery is lined with arrow loop alcoves facing into the bailey.

floor: stone.

walls: stone.

ceiling: staircase: 7' stone, sloping. gallery: 9' stone, vaulted.

Area 029

location: West curtain wall G3.

designation: Gallery.

description: This passage is lined with numerous arrow loop alcoves as it extends the length of the west curtain wall, connecting the north tower and the main keep.

floor: stone.

walls: stone.

ceiling: gallery: 9' stone, vaulted. alcoves: 7' stone, vaulted.

Area 030

location: Main Keep G3 chamber.

designation: Great Hall.

description: This massive room encompasses the third floor of the keep. The great hall is the heart of the keep, and is where the castle's ruling lord and family spend the majority of their time. The hall serves all manner of uses. Feasts, dances, dueling, war planning, and the daily routine of the castle are all conducted in the great hall, and the furnishings of the hall change depending upon necessity. The hall contains numerous standing suits of armor, and tapestries, shields and weaponry adorn the walls. Four hearths provide light and heating, and four alcoves on the west wall access wide windows.

floor: stone.

walls: stone.

ceiling: great hall: 12' stone, vaulted. alcoves: 9' stone, vaulted.

Area 031

location: Main Keep G3 southwest corner.

designation: Well shaft.

description: Fresh water supply. This well shaft is constructed through the wall of the keep, allowing water to be drawn on U2, U1, G1, G2 and G3.

ceiling: 6' stone, domed. shaft depth 90'.

Area 032

location: Main Keep G3 southeast corner.

designation: Castle lord's staircase and stairs.

description: The stone staircase (staircase F) spirals cw down to U1 and the stone stairs (stairs L) lead up to G4. These staircases are intended to be used exclusively by the ruling lord and family.

floor: stone.

walls: stone.

ceiling: staircase: 7' stone, sloping. stairs: 9' stone, sloping. passage: 9' stone, vaulted.

Area 033

location: South curtain wall G3.

designation: Latrine.

description: Two wooden benches with a handy supply of hay nearby, located in small, smelly cubicles with privacy doors.

floor: stone.

walls: stone.

ceiling: 7' stone, flat.

Area 034

location: Main Keep G4 northeast corner, north and east walls.

designation: Main Keep master stairwell gallery.

description: This stone staircase (staircase E) spirals cw up to G5, and ccw down to G3. The staircase opens into a gallery that parallels the north and east walls of the main keep, ending at locked doors that access the curtain wall top. The passage is lined with arrow loop alcoves that face into the bailey.

floor: stone.

walls: stone.

ceiling: staircase: 7' stone, sloping. passage: 9' stone, vaulted.

Area 035

location: Main Keep G4 northwest chamber.

designation: Castellan's bedroom.

description: The private chamber of the castle's castellan. This luxurious bedchamber contains a large, four post canopy bed, writing desk, small tables, an armoire and a wooden chest. A rounded alcove constructed into the west wall accesses two wide window niches.

floor: stone.

walls: stone.

ceiling: room: 14' wood, flat. alcoves: 9' stone, vaulted.

Area 036

location: Main Keep G4 northeast chamber.

designation: Steward's bedroom.

description: The private chamber of the head steward to the castle's ruling lord and family. The bedchamber contains a large, four post canopy bed, writing desk, small tables, an armoire and a wooden chest.

floor: stone.

walls: stone.

ceiling: 14' wood, flat.

Area 037

location: Main Keep G4 east chamber.

designation: Secret room in castle lord's bedroom suite.

description: A small room containing a wooden chest.

floor: stone.

walls: stone.

ceiling: 14' wood, flat.

Area 038a

location: Main Keep G4 southwest chamber.

designation: Castle lord's bedroom suite.

description: A luxurious bedchamber containing standing suits of armor, a large, four post canopy bed and numerous wooden chests. A rounded alcove constructed into the west wall accesses three wide window niches, a second alcove in the south wall accesses a single wide window niche.

floor: stone.

walls: stone.

ceiling: 14' wood, flat. alcoves: 9' stone, vaulted.

Area 038b

location: Main Keep G4 southeast chamber.

designation: Castle lord's bedroom suite.

description: A luxurious chamber containing standing suits of armor, a writing desk, dining table and armoire. A rounded alcove constructed into the west wall accesses three wide window niches.

floor: stone.

walls: stone.

ceiling: 14' wood, flat. alcoves: 9' stone, vaulted.

Area 039

location: Main Keep G4 southeast corner.

designation: Castle lord's staircase and secret passage.

description: The stone stairs (stairs L) lead down to G3. The stairs landing accesses the castle lord's bedchamber suite and the east gallery.

floor: stone.

walls: stone.

ceiling: 9' stone, vaulted.

Area 040

location: Main Keep G4 southeast corner chamber.

designation: Secret alcove in castle lord's bedroom suite.

description: A private alcove constructed in the south wall and accessing a wide window niche.

floor: stone.

walls: stone.

ceiling: 9' stone, vaulted.

Area 041

location: Main Keep G5 roof.

designation: Main keep roof.

description: This is the crenellated stone top of the main keep. The crenellations are 4' in height. Four chimney stacks rise out of the keep walls. The stone staircase (staircase E) in the northeast corner spirals ccw down to G4. The center rectangular interior is covered with an A-frame, adobe clay tile roof constructed over a flat, wood sub-roof.

floor: stone.

walls: stone.

[Darkfuries: Castles and Keeps](#) Copyright © 2002 by Brian K. Moseley. All rights reserved.

Grimbarith Keep

(Fortification 001)

Introduction

Main Keep areas (001 - 041)

South Tower areas (042 - 061)

East Catapult areas (061 - 064)

Gatehouse areas (065 - 071)

East Tower areas (072 - 089)

North Catapult areas (090 - 092)

North Tower areas (093 - 108)

Mill Tower areas (109 - 115)

Inner Bailey areas (116 - 130)

South Tower areas:

Area 042

location: U1 south curtain wall.

designation: South Tower staircase passage.

description: This passage extends through the south curtain wall and connects the south tower's twin stone staircases (staircases A and B) that spiral cw up to G1.

floor: stone.

walls: stone.

ceiling: staircase: 7' stone, sloped. passage: 9' stone, vaulted.

Area 043

location: South curtain wall U1.

designation: Latrine cesspit.

description: This subterranean pit is a sewage reservoir that must be routinely emptied. Six latrine chutes dump into this pit. Two small angled vents help prevent overflow.

floor: stone.

walls: stone.

ceiling: 9' stone, vaulted.

Area 044

location: South Tower U1 north chamber.

designation: Foundation room.

description: A variety of foodstuffs and dry provisions are stored here in crates, casks and barrels.

floor: stone.

walls: stone.

ceiling: 9' stone, vaulted.

Area 045

location: South Tower U1 west chamber.

designation: Foundation room.

description: A variety of foodstuffs and dry provisions are stored here in crates and casks.

floor: stone.

walls: stone.
ceiling: 9' stone, vaulted.

Area 046

location: South Tower U1 south chamber.
designation: Foundation room.
description: A variety of foodstuffs and dry provisions are stored here in crates, casks and barrels.
floor: stone.
walls: stone.
ceiling: 9' stone, vaulted.

Area 047

location: South Tower U1 east chamber.
designation: Foundation room.
description: A variety of foodstuffs and dry provisions are stored here in crates, casks and barrels.
floor: stone.
walls: stone.
ceiling: 9' stone, vaulted.

Area 048

location: South Tower G1 northwest corner.
designation: South Tower staircase passage.
description: A passage connects the twin stone staircases (staircases A and B) and accesses the bailey. The staircases each spiral cw up to G2, and ccw down to U1.
floor: stone.
walls: stone.
ceiling: staircase: 7' stone, sloped. passage: 9' stone, vaulted.

Area 049

location: South Tower G1 north chamber.
designation: South Tower guardroom.
description: This room houses the guards assigned to the South Tower.
floor: stone.
walls: stone.
ceiling: 9' stone, vaulted.

Area 050

location: South Tower G1 east chamber.
designation: Storage.
description: Crates, barrels and casks of dry provisions are stored here.
floor: stone.
walls: stone.
ceiling: 9' stone, vaulted.

Area 051

location: South Tower G1 west chamber.
designation: School.

description: Children living within the castle grounds are taught here by the castle's priest.
floor: stone.
walls: stone.
ceiling: 9' stone, vaulted.

Area 052

location: South Tower G1 south chamber.
designation: Storage.
description: Crates, barrels and casks of dry provisions, including writing materials, are stored here.
floor: stone.
walls: stone.
ceiling: 9' stone, vaulted.

Area 053

location: South Tower G2 northeast corner.
designation: South Tower staircase gallery.
description: The stone staircase (staircase B) spirals cw up to G3, and ccw down to G1. The gallery parallels the east wall of the south tower and accesses arrow loop alcoves facing the eastern exterior.
floor: stone.
walls: stone.
ceiling: staircase: 7' stone, sloped. passage: 9' stone, vaulted.

Area 054

location: South Tower G2 north chamber.
designation: Priests' bedchamber.
description: This shared bedroom houses the castle's clergy. Each priest is provided with a small bed and wooden chest.
floor: stone.
walls: stone.
ceiling: 9' stone, vaulted.

Area 055

location: South Tower G2 west chamber.
designation: Wizards' bedchamber.
description: This shared bedroom houses the castle's magicians. Each wizard is provided with a small bed and wooden chest.
floor: stone.
walls: stone.
ceiling: 9' stone, vaulted.

Area 056

location: South Tower G2 northwest corner.
designation: South Tower staircase gallery.
description: The stone staircase (staircase A) spirals cw up to G3, and ccw down to G1. The gallery parallels the west wall of the south tower and accesses arrow loop alcoves facing the western exterior.
floor: stone.

walls: stone.

ceiling: staircase: 7' stone, sloped. gallery: 9' stone vaulted. alcoves: 7' stone, flat.

Area 057

location: South Tower G2 south chamber.

designation: Alchemical laboratory.

description: All manner of odors fill the air here. Burning braziers provide heat sources, and a variety of odd concoctions are in constant experimentation.

floor: stone.

walls: stone.

ceiling: 9' stone, vaulted.

Area 058

location: South Tower G2 east chamber.

designation: Library.

description: Bookcases line the walls of this room. Volumes here are filled with clerical literature, wizard annotations and scholarly topics.

floor: stone.

walls: stone.

ceiling: 9' stone, vaulted.

Area 059

location: South Tower G3 northwest wall.

designation: South Tower staircase gallery.

description: A passage connects the twin stone staircases (staircases A and B) and extends into the east and south curtain walls. An open balcony stretches between the two staircases, facing into the bailey. The staircases each spiral cw up to G4, and ccw down to G2. The galleries in the curtain walls are lined with arrow loop alcoves.

floor: stone.

walls: stone.

ceiling: staircase: 7' stone, sloped. gallery and balcony: 9' stone, vaulted.

Area 060

location: South Tower G3 chamber.

designation: Chapel.

description: The chapel encompasses the third floor of the south tower. Alcoves lining walls access wide windows paned with stained glass.

floor: stone.

walls: stone.

ceiling: 14' wood, flat. alcoves: 9' stone, vaulted.

Area 061

location: South Tower G4.

designation: South tower roof.

description: This is the crenellated stone top of the south tower. The crenellations are 4' in height. The thin inner wall facing the bailey is only 2' in height. The center rectangular interior is covered with an A-frame adobe clay tile roof constructed over a flat, wood sub-roof.

floor: stone.
walls: stone.

[Darkfuries: Castles and Keeps](#) Copyright © 2002 by Brian K. Moseley. All rights reserved.

Grimbarith Keep

(Fortification 001)

Introduction

[Main Keep areas \(001 - 041\)](#)

[South Tower areas \(042 - 061\)](#)

East Catapult areas (062 - 064)

[Gatehouse areas \(065 - 071\)](#)

[East Tower areas \(072 - 089\)](#)

[North Catapult areas \(090 - 092\)](#)

[North Tower areas \(093 - 108\)](#)

[Mill Tower areas \(109 - 115\)](#)

[Inner Bailey areas \(116 - 130\)](#)

East Catapult areas:

Area 062

location: East curtain wall catapult tower G2.

designation: East catapult tower staircase gallery and storage.

description: Base of the stone staircase (staircase G) that spirals cw up to G3. The storage area contains rock shot for the catapult. The gallery is lined with arrow loop alcoves and extends through the east curtain wall, connecting the east tower, the gate house and the east catapult.

floor: stone.

walls: stone.

ceiling: staircase: 7' stone, sloped. gallery and room: 9' stone, vaulted.

Area 063

location: East curtain wall catapult tower G3.

designation: East catapult tower staircase gallery.

description: This stone staircase (staircase G) spirals cw up to G4 and ccw down to G2. The gallery is lined with arrow loop alcoves and extends through the east curtain wall, connecting the east tower, the gate house and the east catapult.

floor: stone.

walls: stone.

ceiling: staircase: 7' stone, sloped. gallery: 9' stone, vaulted.

Area 064

location: East curtain wall catapult tower G4.

designation: East curtain wall top.

description: This is the crenellated stone top of the east curtain wall and catapult tower. The crenellations are 4' in height. The thin inner wall facing the bailey is only 2' in height. The stone staircase (staircase G) spirals ccw down to G3.

floor: stone.

walls: stone.

[Darkfuries: Castles and Keeps](#) Copyright © 2002 by Brian K. Moseley. All rights reserved.

Grimbarith Keep

(Fortification 001)

Introduction

Main Keep areas (001 - 041)

South Tower areas (042 - 061)

East Catapult areas (062 - 064)

Gatehouse areas (065 - 071)

East Tower areas (072 - 089)

North Catapult areas (090 - 092)

North Tower areas (093 - 108)

Mill Tower areas (109 - 115)

Inner Bailey areas (116 - 130)

Gatehouse areas:

Area 065

location: Gatehouse U1 south chamber.

designation: Gatehouse pit.

description: Intruders coming through the gatehouse entrance can be in for an unwelcome surprise, as the iron grate floor in front of the portcullis can be retracted, dropping them 20' to the stone floor of the gatehouse pit.

floor: stone.

walls: stone.

ceiling: 20' iron grating covered by wood planks.

Area 066

location: Gatehouse U1 north chamber.

designation: Gatehouse prison.

description: This is the lower foundation room of the northern gatehouse tower. The room is accessed from the east tower by a short passage through the curtain wall. Victims of the gatehouse pit are usually shackled in this room.

floor: stone.

walls: stone.

ceiling: 9' stone, vaulted.

Area 067

location: Gatehouse G1 south chamber.

designation: Gatehouse south foundation room.

description: Accessed only by ladder (ladder J) through the trap door in the ceiling, this small room contains a pair of arrow loop alcoves.

floor: stone.

walls: stone.

ceiling: 9' stone, vaulted.

Area 068

location: Gatehouse G1 castle entrance.

designation: Castle entrance.

description: A pair of thick oak doors covered with iron bands and studs protect the castle entrance. The inner and outer gates each have a wicket gate.

floor: stone.

walls: stone.

ceiling: 9' stone, vaulted.

Area 069

location: Gatehouse G1 north chamber.

designation: Gatehouse north foundation room.

description: Accessed from the east tower, this small room has a ladder (ladder K) up to G2 and a pair of arrow loop alcoves.

floor: stone.

walls: stone.

ceiling: 9' stone, vaulted.

Area 070

location: Gatehouse G2 chamber.

designation: Gatehouse second story.

description: This room is constructed over the castle entrance and connects the north and south gatehouse towers. When raised, the portcullis rests suspended in the center of this room. Six rows of murder holes line the floor. Twin ladders (ladders J and K) allow access to both G1 and G3.

floor: stone.

walls: stone.

ceiling: 9' stone, vaulted.

Area 071

location: Gatehouse G3 chamber.

designation: Gatehouse third story.

description: This room is constructed over the castle entrance and connects the north and south gatehouse towers. The portcullis winch dominates the center of this room. Six rows of murder holes line the floor, should the second story come under attack. Twin ladders (ladders J and K) allow access down to G2.

floor: stone.

walls: stone.

ceiling: 9' stone, vaulted.

[Darkfuries: Castles and Keeps](#) Copyright © 2002 by Brian K. Moseley. All rights reserved.

Grimbarith Keep

(Fortification 001)

Introduction

Main Keep areas (001 - 041)

South Tower areas (042 - 061)

East Catapult areas (062 - 064)

Gatehouse areas (065 - 071)

East Tower areas (072 - 089)

North Catapult areas (090 - 092)

North Tower areas (093 - 108)

Mill Tower areas (109 - 115)

Inner Bailey areas (116 - 130)

East Tower areas:

Area 072

location: East Tower U1 southwest corner.

designation: East Tower staircase.

description: Base of stone staircase (staircase C) that spirals cw up to G1.

floor: stone.

walls: stone.

ceiling: staircase: 7' stone, sloping. passage: 9' stone, vaulted.

Area 073

location: East Tower U1 south chamber.

designation: Foundation room.

description: This storage room contains a variety of provisions.

floor: stone.

walls: stone.

ceiling: 9' stone, vaulted.

Area 074

location: East Tower U1 north chamber.

designation: Foundation room.

description: This storage room contains crates and kegs filled with a variety of provisions.

floor: stone.

walls: stone.

ceiling: 9' stone, vaulted.

Area 075

location: East Tower U1 east corner.

designation: Latrine cesspit.

description: This subterranean pit is a sewage reservoir that must be routinely emptied. Three latrine chutes dump into this pit. Two small angled vents help prevent overflow.

floor: stone.

walls: stone.

ceiling: 9' stone, vaulted.

Area 076

location: East Tower G1 southwest corner.

designation: East Tower staircase gallery.

description: This stone staircase (staircase C) spirals cw up to G2 and ccw down to U1. It accesses the bailey and the gatehouse. The gallery is lined with arrow loop alcoves.

floor: stone.

walls: stone.

ceiling: staircase: 7' stone, sloping. passage: 9' stone, vaulted. alcoves: 7' stone, vaulted.

Area 077

location: East Tower G1 west corner.

designation: Postern.

description: This small door allows castle defenders, with the aid of a ladder, to scale down from the East Tower to the castle exterior, for either escape or to launch a sally forth.

floor: stone.

walls: stone.

ceiling: 9' stone, vaulted.

Area 078

location: East Tower G1 southwest chamber.

designation: Gate keeper's bedchamber.

description: This is the private quarters of the officer in charge of the gatehouse.

floor: stone.

walls: stone.

ceiling: 9' stone, vaulted.

Area 079

location: East Tower G1 southeast chamber.

designation: East Tower armory.

description: This small armory houses an arsenal of additional weapons and armor for the East Tower guards.

floor: stone.

walls: stone.

ceiling: 9' stone, vaulted.

Area 080

location: East Tower G1 north chamber.

designation: East Tower lower barracks.

description: Sleeping quarters for the East Tower guards, tightly packed with bunk beds, weapons, suits of armor and wooden chests.

floor: stone.

walls: stone.

ceiling: 9' stone, vaulted.

Area 081

location: East Tower G2 southwest corner.

designation: East Tower staircase gallery.

description: This stone staircase (staircase C) spirals cw up to G3 and ccw down to G1. It accesses the north wall gallery and the gatehouse. The tower gallery is lined with arrow loop alcoves.

floor: stone.

walls: stone.

ceiling: staircase: 7' stone, sloping. gallery: 9' stone, vaulted. alcoves: 7' stone, vaulted.

Area 082

location: East Tower G2 south chamber.

designation: East Tower upper barracks.

description: Sleeping quarters for the East Tower guards, tightly packed with bunk beds, weapons, suits of armor and wooden chests.

floor: stone.

walls: stone.

ceiling: 9' stone, vaulted.

Area 083

location: East Tower G2 north chamber.

designation: East Tower upper barracks.

description: Sleeping quarters for the East Tower guards, tightly packed with bunk beds, weapons, suits of armor and wooden chests.

floor: stone.

walls: stone.

ceiling: 9' stone, vaulted.

Area 084

location: East Tower G3 southwest corner.

designation: East Tower staircase gallery.

description: This stone staircase (staircase C) spirals cw up to G4 and ccw down to G2. It accesses the north wall gallery and the gatehouse. The tower gallery is lined with window alcoves.

floor: stone.

walls: stone.

ceiling: staircase: 7' stone, sloping. gallery: 9' stone, vaulted. alcoves: 7' stone, vaulted.

Area 085

location: East Tower G3 southwest chamber.

designation: Sergeants' bedchamber.

description: This small bedchamber provides sleeping quarters for the garrison sergeants.

floor: stone.

walls: stone.

ceiling: 14' wood, flat.

Area 086

location: East Tower G3 northwest chamber.

designation: Sergeants' bedchamber.

description: This small bedchamber provides sleeping quarters for the garrison sergeants.

floor: stone.

walls: stone.
ceiling: 14' wood, flat.

Area 087

location: East Tower G3 northeast chamber.
designation: Lieutenant's bedchamber.
description: This small bedchamber is the private quarters for a garrison lieutenant.
floor: stone.
walls: stone.
ceiling: 14' wood, flat.

Area 088

location: East Tower G3 southeast chamber.
designation: Lieutenant's bedchamber.
description: This small bedchamber is the private quarters for a garrison lieutenant.
floor: stone.
walls: stone.
ceiling: 14' wood, flat.

Area 089

location: East Tower G4 roof.
designation: East Tower roof.
description: This is the crenellated top of the east tower. The crenellations are 4' in height. The thin inner wall facing the bailey is only 2' in height. The stone staircase (staircase C) spirals ccw down to G3. The center rectangular interior is covered with an A-frame, adobe clay tile roof constructed over a flat, wood sub-roof.
floor: stone.
walls: stone.

[Darkfuries: Castles and Keeps](#) Copyright © 2002 by Brian K. Moseley. All rights reserved.

Grimbarith Keep

(Fortification 001)

Introduction

[Main Keep areas \(001 - 041\)](#)

[South Tower areas \(042 - 061\)](#)

[East Catapult areas \(062 - 064\)](#)

[Gatehouse areas \(065 - 071\)](#)

[East Tower areas \(072 - 089\)](#)

[North Catapult areas \(090 - 092\)](#)

[North Tower areas \(093 - 108\)](#)

[Mill Tower areas \(109 - 115\)](#)

[Inner Bailey areas \(116 - 130\)](#)

North Catapult areas:

Area 090

location: North curtain wall catapult tower G2.

designation: North catapult tower staircase gallery and storage.

description: Base of stone staircase (staircase H) that spirals cw up to G3. The storage area contains rock shot for the catapult. The gallery is lined with arrow loop alcoves and extends through the north curtain wall, connecting the north tower, east tower and the north catapult.

floor: stone.

walls: stone.

ceiling: staircase: 7' stone, sloped. gallery and room: 9' stone, vaulted.

Area 091

location: North curtain wall catapult tower G3.

designation: North catapult tower staircase gallery.

description: This stone staircase (staircase H) spirals cw up to G4 and ccw down to G2. The gallery is lined with arrow loop alcoves and extends through the east curtain wall, connecting the north tower, east tower and the north catapult.

floor: stone.

walls: stone.

ceiling: staircase: 7' stone, sloped. passage: 9' stone, vaulted.

Area 092

location: North curtain wall catapult tower G4.

designation: North curtain wall top.

description: This is the crenellated top of the north curtain wall and catapult tower. The crenellations are 4' in height. The thin inner wall facing the bailey is only 2' in height. The stone staircase (staircase H) spirals ccw down to G3.

floor: stone.

walls: stone.

[Darkfuries: Castles and Keeps](#) Copyright © 2002 by Brian K. Moseley. All rights reserved.

Grimbarith Keep

(Fortification 001)

Introduction

Main Keep areas (001 - 041)

South Tower areas (042 - 061)

East Catapult areas (062 - 064)

Gatehouse areas (065 - 071)

East Tower areas (072 - 089)

North Catapult areas (090 - 092)

North Tower areas (093 - 108)

Mill Tower areas (109 - 115)

Inner Bailey areas (116 - 130)

North Tower areas:

Area 093

location: North Tower U1 southeast corner.

designation: North Tower staircase.

description: Base of stone staircase (Staircase D) that spirals cw up to G1. The landing serves as the prison guard's post and opens into a passage through the west curtain wall.

floor: stone.

walls: stone.

ceiling: staircase: 7' stone, sloping. passage: 9' stone, vaulted.

Area 094

location: North Tower U1 chamber.

designation: Foundation room.

description: The foundation floor of the north tower is designed as a prison. Small cubicles are set inside a central foundation hub, and in the outer wall foundation.

floor: stone.

walls: stone.

ceiling: passage 9' stone, vaulted. prison cells: 7' stone, flat.

Area 095

location: North Tower U1 west corner.

designation: Latrine cesspit.

description: This subterranean pit is a sewage reservoir that must be routinely emptied. Three latrine chutes dump into this pit. Two small angled vents help prevent overflow.

floor: stone.

walls: stone.

ceiling: 9' stone, vaulted.

Area 096

location: North Tower G1 southeast corner.

designation: North Tower staircase gallery.

description: This stone staircase (staircase D) spirals cw up to G2 and ccw down to U1, and accesses the bailey. The gallery accesses two arrow loop alcoves facing the castle exterior.

floor: stone.

walls: stone.

ceiling: staircase: 7' stone, sloping. passage: 9' stone, vaulted. alcoves: 7' stone, vaulted.

Area 097

location: North Tower G1 southeast chamber.

designation: Prison jailor's bedchamber.

description: This is the private quarters of the prison jailor, who doubles as prisoner interrogator.

floor: stone.

walls: stone.

ceiling: 9' stone, vaulted.

Area 098

location: North Tower G1 southwest chamber.

designation: North Tower armory.

description: This small armory houses an arsenal of additional weapons and armor for the North Tower guards.

floor: stone.

walls: stone.

ceiling: 9' stone, vaulted.

Area 099

location: North Tower G1 north chamber.

designation: North Tower lower barracks.

description: Sleeping quarters for the North Tower guards, tightly packed with bunk beds, weapons, suits of armor and wooden chests.

floor: stone.

walls: stone.

ceiling: 9' stone, vaulted.

Area 100

location: North Tower G2 southeast corner.

designation: North Tower staircase gallery.

description: This stone staircase (staircase D) spirals cw up to G3 and ccw down to G1, and opens into the north wall gallery, the west wall gallery and the north tower gallery. The galleries are lined with arrow loop alcoves.

floor: stone.

walls: stone.

ceiling: staircase: 7' stone, sloping. gallery: 9' stone, vaulted. alcoves: 7' stone, vaulted.

Area 101

location: North Tower G2 south chamber.

designation: North Tower middle barracks.

description: Sleeping quarters for the North Tower guards, tightly packed with bunk beds, weapons, suits of armor and wooden chests.

floor: stone.

walls: stone.

ceiling: 9' stone, vaulted.

Area 102

location: North Tower G2 east chamber.

designation: Lieutenant's bedchamber.

description: This small bedchamber is the private quarters for a garrison lieutenant.

ceiling: 9' stone, vaulted.

Area 103

location: North Tower G2 west chamber.

designation: Sergeants' bedchamber.

description: This small bedchamber provides sleeping quarters for the garrison sergeants.

floor: stone.

walls: stone.

ceiling: 9' stone, vaulted.

Area 104

location: North Tower G3 southeast corner.

designation: North Tower staircase gallery.

description: This stone staircase (staircase D) spirals cw up to G4 and ccw down to G2, and opens into the north wall gallery, the west wall gallery and the north tower gallery. The wall galleries are lined with arrow loop alcoves, and the tower gallery alcoves access wide windows.

floor: stone.

walls: stone.

ceiling: staircase: 7' stone, sloping. passage: 9' stone, vaulted. alcoves: 7' stone, vaulted.

Area 105

location: North Tower G3 south chamber.

designation: North Tower upper barracks.

description: Sleeping quarters for the North Tower guards, tightly packed with bunk beds, weapons, suits of armor and wooden chests.

floor: stone.

walls: stone.

ceiling: 14' wood, flat.

Area 106

location: North Tower G3 east chamber.

designation: Sergeants' bedchamber.

description: This small bedchamber provides sleeping quarters for the garrison sergeants.

floor: stone.

walls: stone.

ceiling: 14' wood, flat.

Area 107

location: North Tower G3 west chamber.

designation: Lieutenant's bedchamber.

description: This small bedchamber is the private quarters for a garrison lieutenant.

floor: stone.

walls: stone.

ceiling: 14' wood, flat.

Area 108

location: North Tower G4 roof.

designation: North Tower roof.

description: This is the crenellated top of the north tower. The crenellations are 4' in height. The thin inner wall facing the bailey is only 2' in height. The stone staircase (staircase D) spirals ccw down to G3. The center rectangular interior is covered with an A-frame, adobe clay tile roof constructed over a flat, wood sub-roof.

floor: stone.

walls: stone.

[Darkfuries: Castles and Keeps](#) Copyright © 2002 by Brian K. Moseley. All rights reserved.

Grimbarith Keep

(Fortification 001)

Introduction

Main Keep areas (001 - 041)

South Tower areas (042 - 061)

East Catapult areas (062 - 064)

Gatehouse areas (065 - 071)

East Tower areas (072 - 089)

North Catapult areas (090 - 092)

North Tower areas (093 - 108)

Mill Tower areas (109 - 115)

Inner Bailey areas (116 - 130)

Mill Tower areas:

Area 109

location: Mill Tower U1 chamber.

designation: Interrogation room.

description: This small chamber houses all manner of unpleasantries designed to inflict pain upon their victim. The fireplace vents through an angled chimney shaft in the curtain wall.

floor: stone.

walls: stone.

ceiling: 7' stone, vaulted.

Area 110

location: Mill Tower G1 chamber.

designation: Castle armory.

description: Located directly above the interrogation room but completely inaccessible from below, this chamber contains a large arsenal of spare weapons and armors for the castle garrison.

floor: stone.

walls: stone.

ceiling: 9' stone, vaulted.

Area 111

location: Mill Tower G2 chamber.

designation: Mill Tower lower storage.

description: This storeroom contains the castle's reserve of firewood.

floor: stone.

walls: stone.

ceiling: 9' stone, vaulted.

Area 112

location: Mill Tower G3 chamber.

designation: Mill Tower upper storage.

description: This storeroom contains additional tables and trappings for the great hall of the main keep.

floor: stone.

walls: stone.

ceiling: 9' stone, vaulted.

Area 113

location: Mill Tower G4 roof.

designation: Mill Tower roof.

description: This is the crenellated top of the mill tower. The crenellations are 4' in height. The thin inner wall facing the bailey is only 2' in height. The center rectangular interior is covered with an A-frame adobe clay tile roof constructed over a flat, wood sub-roof. Constructed atop wooden support legs stands the castle's windmill.

floor: stone.

walls: stone.

Area 114

location: Wind Mill lower floor.

designation: Wind Mill lower roof.

description: Corn and grain poured into the mill stone basin are ground, and funnel through a chute into this room, where it is collected and stored in sacks.

floor: wood.

walls: thin wood.

ceiling: 7' wood, flat.

Area 115

location: Wind Mill upper floor.

designation: Wind Mill upper roof.

description: Wind currents turn the wind mill blades, spinning two gears which in turn spin the one-ton mill stone.

floor: wood.

walls: thin wood.

ceiling: 8' wood shingle, A-frame roof.

[Darkfuries: Castles and Keeps](#) Copyright © 2002 by Brian K. Moseley. All rights reserved.

Grimbarith Keep

(Fortification 001)

Introduction

Main Keep areas (001 - 041)

South Tower areas (042 - 061)

East Catapult areas (062 - 064)

Gatehouse areas (065 - 071)

East Tower areas (072 - 089)

North Catapult areas (090 - 092)

North Tower areas (093 - 108)

Mill Tower areas (109 - 115)

Inner Bailey areas (116 - 130)

Inner Bailey areas:

Area 116

location: Bailey, G1 south wall.

designation: Kitchen.

floor: stone.

walls: stone.

ceiling: 10' wood shingle, sloping roof.

Area 117

location: Bailey, G1 south wall.

designation: Bakery.

floor: stone.

walls: stone.

ceiling: 10' wood shingle, sloping roof.

Area 118

location: Bailey, G1 east wall.

designation: Brewery.

floor: stone.

walls: stone.

ceiling: 10' wood shingle, sloping roof.

Area 119

location: Bailey, G1 east wall.

designation: Chandler.

floor: stone.

walls: stone, thick wood.

ceiling: 9' thatch, sloping roof.

Area 120

location: Bailey, G1 east wall.

designation: Atilliator, bowyer and fletcher.

floor: stone.

walls: stone, thick wood.
ceiling: 9' thatch, sloping roof.

Area 121

location: Bailey, G1 north wall.
designation: Hay storage.
floor: dirt.
walls: stone, thick wood.
ceiling: 9' thatch, sloping roof.

Area 122

location: Bailey, G1 north wall.
designation: Stables.
floor: dirt.
walls: stone, thick and thin wood.
ceiling: 9' thatch, sloping roof.

Area 123

location: Bailey, G1 west wall.
designation: Grainery.
floor: stone.
walls: stone, thick wood.
ceiling: 9' thatch, sloping roof.

Area 124

location: Bailey, G1 west wall.
designation: Slaughterhouse and tannery.
floor: stone.
walls: stone, thick wood.
ceiling: 9' thatch, sloping roof.

Area 125

location: Bailey, G1 west wall.
designation: Tailor and weaver.
floor: stone.
walls: stone, thick wood.
ceiling: 9' thatch, sloping roof.

Area 126

location: Bailey, G1 west wall.
designation: Potter.
floor: stone.
walls: stone, thick wood.
ceiling: 9' thatch, sloping roof.

Area 127

location: Bailey, G1 west wall.
designation: Carpenter.
floor: stone.
walls: stone, thick wood.
ceiling: 9' thatch, sloping roof.

Area 128

location: Bailey, G1 main keep north wall.

designation: Mason.

floor: stone.

walls: stone, thick wood.

ceiling: 9' thatch, sloping roof.

Area 129

location: Bailey G1 center.

designation: Armorer.

floor: stone.

walls: stone.

ceiling: 10' wood shingle, A-frame roof.

Area 130

location: Bailey G1 center.

designation: Blacksmith.

floor: stone.

walls: stone.

ceiling: 10' wood shingle, A-frame roof.

[Darkfuries: Castles and Keeps](#) Copyright © 2002 by Brian K. Moseley. All rights reserved.

Halestrom Castle

(Fortification 002)

Introduction

[Main \(south\) Gatehouse areas \(001 - 015\)](#)

[Southeast Tower areas \(016 - 025\)](#)

[Southeast Compartment areas \(026 - 032\)](#)

[East Tower areas \(033 - 036\)](#)

[Northeast Tower areas \(037 - 046\)](#)

[Northeast Compartment areas \(047 - 059\)](#)

[Secondary \(north\) Gatehouse areas \(060 - 067\)](#)

[Northwest Compartment areas \(068 - 076\)](#)

[Northwest Tower areas \(077 - 085\)](#)

[West Tower areas \(086 - 089\)](#)

[Southwest Compartment areas \(090 - 100\)](#)

[Southwest Tower areas \(101 - 109\)](#)

[Inner Bailey areas \(110 - 134\)](#)

[Exterior Causeway areas \(135 - 137\)](#)

Introduction:

Halestrom Castle is comprised of four above ground levels that contain a total of five floors. Components include four octagonal towers, four interior compartments adjacent to the curtain walls, one large rectangular tower, one medium rectangular tower, four small rectangular staircase towers, a great, main gatehouse, a large, secondary gatehouse, eight sections of curtain wall, ten bailey buildings, a wide, filled moat, an exterior causeway with a small gate, and an interim landing in front of the great gatehouse.

Floorplan Notes:

- Areas are listed sequentially, and numbered as close as possible in physical proximity by floorplan level.
- Unless otherwise stated, all floor, wall and ceiling composition entries of "stone" indicate cut granite block.
- G1 (ground level 1, 1st floor): first floor of all components, beginning height 5' above the moat.
- G1a (ground level 1, 2nd floor): bailey second floor, beginning height 15'.
- G2 (ground level 2): tower and compartment second floors, beginning height 25'.
- G3 (ground level 3): curtain wall top, roof of all interior shells, beginning height 45'.
- G4 (ground level 4): roof of the octagonal towers, beginning height 55'.

[Darkfuries: Castles and Keeps](#) Copyright © 2002 by Brian K. Moseley. All rights reserved.

Halestrom Castle

(Fortification 002)

Introduction

[Main \(south\) Gatehouse areas \(001 - 015\)](#)

[Southeast Tower areas \(016 - 025\)](#)

[Southeast Compartment areas \(026 - 032\)](#)

[East Tower areas \(033 - 036\)](#)

[Northeast Tower areas \(037 - 046\)](#)

[Northeast Compartment areas \(047 - 059\)](#)

[Secondary \(north\) Gatehouse areas \(060 - 067\)](#)

[Northwest Compartment areas \(068 - 076\)](#)

[Northwest Tower areas \(077 - 085\)](#)

[West Tower areas \(086 - 089\)](#)

[Southwest Compartment areas \(090 - 100\)](#)

[Southwest Tower areas \(101 - 109\)](#)

[Inner Bailey areas \(110 - 134\)](#)

[Exterior Causeway areas \(135 - 137\)](#)

Main (south) Gatehouse areas:

Area 001

location: Main Gatehouse G1 entrance.

designation: Main gate.

description: This is long corridor allows access to the inner bailey. There are two gates, one at either end, and both are bound with iron bands and protected with iron studs. Three portcullises are spaced within the corridor. It is a well-defended passage, faced with numerous arrow loops. Murder holes are constructed successively into the ceiling, allowing hot oil to be poured and cascade down onto intruders should the gate be breached.

floor: stone.

walls: stone.

ceiling: 9' stone, vaulted.

Area 002

location: Main Gatehouse G1 southeast tower chamber.

designation: Guard room.

description: This is the main eastern defense room, containing three arrow loop alcoves facing into the entrance corridor and two arrow loop alcoves facing toward the drawbridge exterior. A stone staircase (staircase D) in the northeast corner spirals cw up to G2.

floor: stone.

walls: stone.

ceiling: room: 14' wood, flat. alcoves: 7' stone, flat. staircase: 7' stone, sloping.

Area 003

location: Main Gatehouse G1 southwest tower chamber.

designation: Guard room.

description: This is the main western defense room, containing three arrow loop alcoves facing

into the entrance corridor and two arrow loop alcoves facing toward the drawbridge exterior. A stone staircase (staircase A) in the northwest corner spirals cw up to G2.

floor: stone.

walls: stone.

ceiling: room: 14' wood, flat. alcoves: 7' stone, flat. staircase: 7' stone, sloping.

Area 004

location: Main Gatehouse G1 east chamber.

designation: Guard room.

description: This small room serves as a secondary defensive room should the first portcullis be breached. Two opposing direction arrow loop alcoves provide an effective field of fire along the secondary defense perimeter.

floor: stone.

walls: stone.

ceiling: room: 7' stone, vaulted. alcoves: 7' stone, sloping.

Area 005

location: Main Gatehouse G1 west chamber.

designation: Guard room.

description: This small room serves as a secondary defensive room should the first portcullis be breached. Two opposing direction arrow loop alcoves provide an effective field of fire along the secondary defense perimeter.

floor: stone.

walls: stone.

ceiling: room: 7' stone, vaulted. alcoves: 7' stone, sloping.

Area 006

location: Main Gatehouse G1 northeast staircase tower.

designation: Main gatehouse northeast stairwell.

description: This small rectangular tower contains a stone staircase (staircase C) that spirals cw up to G2. Two arrow loop alcoves spaced between G1 and G2 provide limited light within the staircase.

floor: stone.

walls: stone.

ceiling: staircase: 7' stone, sloping. passage: 9' stone, flat.

Area 007

location: Main Gatehouse G1 northwest staircase tower.

designation: Main Gatehouse northwest stairwell.

description: This small rectangular tower contains a stone staircase (staircase B) that spirals cw up to G2. Two arrow loop alcoves spaced between G1 and G2 provide limited light within the staircase.

floor: stone.

walls: stone.

ceiling: staircase: 7' stone, sloping. passage: 9' stone, flat.

Area 008

location: Main Gatehouse G2 center chamber.

designation: Main Gatehouse second story.

description: This long rectangular room spans the length of the gatehouse, and connects the two front gatehouse towers. It contains four fireplaces which can heat pots of oil, and the three portcullises rest here when hoisted. Murder slots line the floor, and twin winches in the southern end of the room raise the main drawbridge. The room has only two arrow loop alcoves, one to north and one to south.

floor: stone.

walls: stone.

ceiling: room: 9' stone, vaulted. alcoves: 7' stone, flat.

Area 009

location: Main Gatehouse G2 east tower.

designation: Guard room.

description: Garrison troops often lounge here to escape the tight confines of their barracks. The room contains a small number of bladed weapons and crossbows, and has two arrow loop alcoves facing the south moat. A stone staircase (staircase D) in the northeast corner spirals cw up to G3 and ccw down to G1.

floor: wood.

walls: stone.

ceiling: room: 14' wood, flat. alcoves: 7' stone, flat. staircase: 7' stone, sloping.

Area 010

location: Main Gatehouse G2 west tower.

designation: Guard room.

description: Garrison troops often lounge here to escape the tight confines of their barracks. The room contains a small number of bladed weapons and crossbows, and has two arrow loop alcoves facing the south moat. A stone staircase (staircase A) in the northwest corner spirals cw up to G3 and ccw down to G1.

floor: wood.

walls: stone.

ceiling: room: 14' wood, flat. alcoves: 7' stone, flat. staircase: 7' stone, sloping.

Area 011

location: Main Gatehouse G2 north towers.

designation: Main Gatehouse second story.

description: The gatehouse second floor connects to both staircase towers, and opens into a gallery that faces the inner bailey. The two stone staircases (staircases B and C) spiral cw up to G3 and ccw down to G1.

floor: stone.

walls: stone.

ceiling: room: 9' stone, vaulted. staircase 7' stone, sloping. gallery: 9' stone, vaulted.

Area 012

location: Main Gatehouse G3 center chamber.

designation: Main Gatehouse third story.

description: This long rectangular room spans the length of the gatehouse, and connects all four gatehouse towers. The gatehouse is completely enclosed for the first time at this level, and the true shape of the gatehouse becomes clear. Two fireplaces heat the room, which is dominated by the three massive portcullis winches. The room has two arrow loop alcoves, one to north and one to south. The twin staircase towers open at the northern end of the room, both spiraling cw up to

G4 and ccw down to G2. Unlike the other towers, the gatehouse has no access to the curtain walls.

floor: stone.

walls: stone.

ceiling: room: 9' stone, vaulted. alcoves: 7' stone, flat. staircase 7' stone, sloping.

Area 013

location: Main Gatehouse G3 east tower chamber.

designation: Storage.

description: This room contains round rock shot for the gatehouse catapults. Two arrow loop alcoves face the south moat. A stone staircase (staircase D) in the northeast corner spirals cw up to G3 and ccw down to G1.

floor: wood.

walls: stone.

ceiling: room: 9' stone, vaulted. alcoves: 7' stone, flat. staircase: 7' stone, sloping.

Area 014

location: Main Gatehouse G3 west tower chamber.

designation: Storage.

description: This room contains weapons and limited supplies for the gatehouse garrison. Two arrow loop alcoves face the south moat. A stone staircase (staircase A) in the northwest corner spirals cw up to G3 and ccw down to G1.

floor: wood.

walls: stone.

ceiling: room: 9' stone, vaulted. alcoves: 7' stone, flat. staircase: 7' stone, sloping.

Area 015

location: Main Gatehouse G4 roof.

designation: Main gatehouse roof.

description: This is the crenellated top of the gatehouse. The crenellations are 4' in height. All four gatehouse tower staircases open onto the roof. The gatehouse roof stands approximately ten feet above the curtain walls. Four fireplace chimneys rise in the roof center, and help support a central container of catapult rocks for the three catapults that overlook the south moat. The four staircases all spiral ccw down to G3.

floor: stone.

walls: stone.

[Darkfuries: Castles and Keeps](#) Copyright © 2002 by Brian K. Moseley. All rights reserved.

Halestrom Castle

(Fortification 002)

Introduction

Main (south) Gatehouse areas (001 - 015)

Southeast Tower areas (016 - 025)

Southeast Compartment areas (026 - 032)

East Tower areas (033 - 036)

Northeast Tower areas (037 - 046)

Northeast Compartment areas (047 - 059)

Secondary (north) Gatehouse areas (060 - 067)

Northwest Compartment areas (068 - 076)

Northwest Tower areas (077 - 085)

West Tower areas (086 - 089)

Southwest Compartment areas (090 - 100)

Southwest Tower areas (101 - 109)

Inner Bailey areas (110 - 134)

Exterior Causeway areas (135 - 137)

Southeast Tower areas:

Area 016a

location: Southeast Tower G1 center chamber.

designation: Prison.

description: Seven small prison cells ring the center room of this enclosed tower floor. A narrow passage is the only access, ending in a stone staircase (staircase F) that spirals cw up to G2.

floor: stone.

walls: stone.

ceiling: room: 9' stone, vaulted. passage: 7' stone, vaulted. staircase: 7' stone, sloping.

Area 016b

location: Southeast Tower G1 outer chambers.

designation: Prison cells.

description: Each of these tiny rooms is a prison cell devoid of any windows, ventilation, sanitary facilities or pleasantries of any nature.

floor: stone.

walls: stone.

ceiling: 7' stone, flat.

Area 017

location: Southeast Tower G2 east chamber.

designation: Interrogation chamber.

description: Torture instruments fill this unpleasant room. Two small winches compliment an especially nasty stretching rack, and a brazier and fireplace both illuminate and warm this room.

floor: stone.

walls: stone.
ceiling: 12' stone, vaulted.

Area 018

location: Southeast Tower G2 west chamber.
designation: Holding room.
description: Shackle chains are mounted to the walls, and prisoners awaiting interrogation are sometimes kept here where they can hear sounds from the adjacent room.
floor: stone.
walls: stone.
ceiling: 12' stone, vaulted.

Area 019

location: Southeast Tower G2 staircase and passage.
designation: Prison staircase.
description: This stone staircase (staircase F) spirals ccw down to G1, and is the only access to the prison. The passage opens into the southeast tower and into the southeast compartments.
floor: stone.
walls: stone.
ceiling: passage: 9' stone, vaulted. staircase: 7' stone, sloping.

Area 020

location: Southeast Tower G3 staircase gallery.
designation: Southeast tower staircase gallery.
description: This gallery encircles the inner rooms of the tower's third floor, accesses both staircases, and opens onto the curtain wall top. The main staircase (staircase E) spirals ccw down to G2, while the roof staircase (staircase G) spirals cw up to G4. The gallery is lined with arrow loop alcoves facing the south and east moat.
floor: stone.
walls: stone.
ceiling: gallery: 7' stone, vaulted. staircase: 7' stone, sloping. alcoves: 7' stone, flat.

Area 021

location: Southeast Tower G3 northwest chamber.
designation: Sergeants' quarters.
description: This small room quarters several of the garrison sergeants.
floor: stone.
walls: stone.
ceiling: 9' wood, flat.

Area 022

location: Southeast Tower G3 northeast chamber.
designation: Lieutenants' quarters.
description: This small room quarters junior garrison officers.
floor: stone.
walls: stone.
ceiling: 9' wood, flat.

Area 023

location: Southeast Tower G3 southwest chamber.
designation: Jailors' quarters.
description: This small room quarters the jailor and prison guards.
floor: stone.
walls: stone.
ceiling: 9' wood, flat.

Area 024

location: Southeast Tower G3 southeast chamber.
designation: First Captain's quarters.
description: This is the bedchamber of the First Captain, the officer who commands the gatehouse, southeast tower and south curtain wall defense.
floor: stone.
walls: stone.
ceiling: 9' wood, flat.

Area 025

location: Southeast Tower G4 roof.
designation: Southeast tower roof.
description: This is the crenellated top of the southeast tower. The crenellations are 4' in height. The stone staircase (staircase G) spirals ccw down to G3. The roof stands approximately ten feet above the curtain walls. The center octagonal interior is covered with a steeple frame adobe clay tile roof constructed over a flat, wood sub-roof.
floor: stone.
walls: stone.

[Darkfuries: Castles and Keeps](#) Copyright © 2002 by Brian K. Moseley. All rights reserved.

Halestrom Castle

(Fortification 002)

Introduction

Main (south) Gatehouse areas (001 - 015)

Southeast Tower areas (016 - 025)

Southeast Compartment areas (026 - 032)

East Tower areas (033 - 036)

Northeast Tower areas (037 - 046)

Northeast Compartment areas (047 - 059)

Secondary (north) Gatehouse areas (060 - 067)

Northwest Compartment areas (068 - 076)

Northwest Tower areas (077 - 085)

West Tower areas (086 - 089)

Southwest Compartment areas (090 - 100)

Southwest Tower areas (101 - 109)

Inner Bailey areas (110 - 134)

Exterior Causeway areas (135 - 137)

Southeast Compartment areas:

Area 026

location: Southeast Compartments G1 south chamber.

designation: Barracks.

description: This long room provides cramped quarters for units of the garrison company assigned to the south curtain wall perimeter.

floor: stone.

walls: stone.

ceiling: 9' stone, vaulted.

Area 027

location: Southeast Compartments G1 east chamber.

designation: Storage.

description: This small room contains an assortment of various dry supplies. The stone staircase in the south corner (staircase E) spirals cw up to G2.

floor: stone.

walls: stone.

ceiling: room: 9' stone, vaulted. staircase: 7' stone, sloping.

Area 028

location: Southeast Compartments G1 east chamber.

designation: Storage.

description: Crates of supplies and provisions fill this room.

floor: stone.

walls: stone.

ceiling: 9' stone, vaulted.

Area 029

location: Southeast Compartments G1 east chamber.

designation: Storage.

description: Crates of supplies and provisions fill this room.

floor: stone.

walls: stone.

ceiling: 9' stone, vaulted.

Area 030

location: Southeast Compartments G2 south chamber.

designation: Barracks.

description: This compartment is divided by a central supporting wall. It provides cramped quarters for units of the garrison company assigned to the south curtain wall perimeter.

floor: stone.

walls: stone.

ceiling: room: 9' wood, flat. alcoves: 7' stone, flat.

Area 031

location: Southeast Compartments G2 east chamber.

designation: Barracks.

description: This compartment is divided by a central supporting wall. It provides cramped quarters for units of the garrison company assigned to the east curtain wall perimeter.

floor: stone.

walls: stone.

ceiling: room: 9' wood, flat. alcoves: 7' stone, flat. staircase: 7' stone, sloping.

Area 032

location: Southeast Curtain wall G3 top.

designation: Southeast curtain wall top.

description: This is the crenellated top of the curtain wall. The crenellations are 4' in height. The thin inner wall facing the bailey is only 2' in height. The center rectangular interiors of the southeast compartments are covered with A-frame, adobe clay tile roofs constructed over a flat, wood sub-roof. The southeast tower and south gatehouse rise approximately ten feet above the curtain wall top.

floor: stone.

walls: stone.

[Darkfuries: Castles and Keeps](#) Copyright © 2002 by Brian K. Moseley. All rights reserved.

Halestrom Castle

(Fortification 002)

Introduction

Main (south) Gatehouse areas (001 - 015)

Southeast Tower areas (016 - 025)

Southeast Compartment areas (026 - 032)

East Tower areas (033 - 036)

Northeast Tower areas (037 - 046)

Northeast Compartment areas (047 - 059)

Secondary (north) Gatehouse areas (060 - 067)

Northwest Compartment areas (068 - 076)

Northwest Tower areas (077 - 085)

West Tower areas (086 - 089)

Southwest Compartment areas (090 - 100)

Southwest Tower areas (101 - 109)

Inner Bailey areas (110 - 134)

Exterior Causeway areas (135 - 137)

East Tower areas:

Area 033

location: East Tower G1 chamber.

designation: Armory.

description: This vitally important room is permitted limited access through one staircase (staircase H) that is under constant guard. Though the garrison troops have their personal weapons, all manner of surplus weapons are stored here.

floor: stone.

walls: stone.

ceiling: 9' stone, vaulted. alcoves: 7' stone, flat. passage: 7' stone, vaulted. staircase: 7' stone, sloping.

Area 034

location: East Tower G2 east chamber.

designation: Laboratory.

description: This is the realm of the castle's wizard. A great hearth dominates the east wall, while the remainder of the room is filled with an assortment of alchemical tools, cages with small animals, and crates of alchemical supplies.

floor: stone.

walls: stone.

ceiling: 9' wooden, flat. alcoves: 7' stone, flat.

Area 035

location: East Tower G2 west chamber.

designation: Library.

description: This room is shared by the castle's clergy, wizard and ruling family. Tomes

containing a wide variety of topics are stored here. A short arcade of twin lancet window alcoves face into the inner bailey and provide partial lighting for the library.

floor: stone.

walls: stone.

ceiling: 9' wooden, flat. alcoves: 7' stone, flat. passage: 7' stone, vaulted. staircase: 7' stone, sloping.

Area 036

location: East Tower G3 roof.

designation: East tower roof.

description: This is the crenellated top of the east tower. The crenellations are 4' in height. The thin inner wall facing the bailey is only 2' in height. The center rectangular interior is covered with an A-frame adobe clay tile roofs constructed over a flat, wood sub-roof. The tower roof is the same height as the curtain wall.

floor: stone.

walls: stone.

[Darkfuries: Castles and Keeps](#) Copyright © 2002 by Brian K. Moseley. All rights reserved.

Halestrom Castle

(Fortification 002)

Introduction

Main (south) Gatehouse areas (001 - 015)

Southeast Tower areas (016 - 025)

Southeast Compartment areas (026 - 032)

East Tower areas (033 - 036)

Northeast Tower areas (037 - 046)

Northeast Compartment areas (047 - 059)

Secondary (north) Gatehouse areas (060 - 067)

Northwest Compartment areas (068 - 076)

Northwest Tower areas (077 - 085)

West Tower areas (086 - 089)

Southwest Compartment areas (090 - 100)

Southwest Tower areas (101 - 109)

Inner Bailey areas (110 - 134)

Exterior Causeway areas (135 - 137)

Northeast Tower areas:

Area 037

location: Northeast Tower G1 chamber.

designation: Storage.

description: This large storeroom is divided by a stout center support wall. The rooms contain a variety of crates and casks filled with all manner of dry provisions and supplies. The tower walls are lined with arrow loop alcoves that face onto the north and east moat.

floor: stone.

walls: stone.

ceiling: room: 9' stone, vaulted. passage: 7' stone, vaulted. alcoves: 7' stone, flat.

Area 038

location: Northeast Tower G1 latrine cesspit.

designation: Latrine cesspit.

description: This is a sewage reservoir that must be routinely emptied. A single latrine chute dumps into this pit. Two small angled vents help prevent overflow.

floor: stone.

walls: stone.

ceiling: room: 7' stone, vaulted. passage: 7' stone, flat.

Area 039

location: Northeast Tower G2 chamber.

designation: Barracks.

description: This floor is divided by a stout center support wall. The rooms quarter units of the garrison company assigned to the east and north curtain wall perimeter. The tower walls are lined with arrow loop alcoves that face onto the east and north moat.

floor: stone.
walls: stone.
ceiling: room: 9' stone, vaulted. passage: 7' stone, vaulted. alcoves: 7' stone, flat.

Area 040

location: Northeast Tower G2 passage and latrine.
designation: Passage and latrine.
description: This narrow passage allows access into the second floor northeast tower, while a side passage accesses a single latrine.
floor: stone.
walls: stone.
ceiling: latrine: 7' stone, flat. passage: 7' stone, vaulted.

Area 041

location: Northeast Tower G3 staircase gallery.
designation: Northeast Tower staircase gallery.
description: A gallery encircles the inner rooms of the tower's third floor, accesses both staircases, and opens onto the curtain wall top. The main staircase (staircase J) spirals ccw down to G2, while the roof staircase (staircase K) spirals cw up to G4. The gallery is lined with arrow loop alcoves facing the north and east moat.
floor: stone.
walls: stone.
ceiling: gallery: 7' stone, vaulted. staircase: 7' stone, sloping. alcoves: 7' stone, flat.

Area 042

location: Northeast Tower G3 southwest chamber.
designation: Sergeants' quarters.
description: This small room quarters several of the garrison sergeants.
floor: stone.
walls: stone.
ceiling: 9' wood, flat.

Area 043

location: Northeast Tower G3 northwest chamber.
designation: Lieutenants' quarters.
description: This small room quarters junior garrison officers.
floor: stone.
walls: stone.
ceiling: 9' wood, flat.

Area 044

location: Northeast Tower G3 northeast chamber.
designation: Second Captain's quarters.
description: This is the bedchamber of the Second Captain, the officer who commands the east tower, northeast tower and east curtain wall defense.
floor: stone.
walls: stone.
ceiling: 9' wood, flat.

Area 045

location: Northeast Tower G3 southeast chamber.

designation: Sergeants' quarters.

description: This small room quarters several of the garrison sergeants.

floor: stone.

walls: stone.

ceiling: 9' wood, flat.

Area 046

location: Northeast Tower G4 roof.

designation: Northeast tower roof.

description: This is the crenellated top of the northeast tower. The crenellations are 4' in height.

The stone staircase (staircase K) spirals ccw down to G3. The roof stands approximately ten feet above the curtain walls. The center octagonal interior is covered with a steeple frame adobe clay tile roof constructed over a flat, wood sub-roof.

floor: stone.

walls: stone.

[Darkfuries: Castles and Keeps](#) Copyright © 2002 by Brian K. Moseley. All rights reserved.

Halestrom Castle

(Fortification 002)

Introduction

Main (south) Gatehouse areas (001 - 015)

Southeast Tower areas (016 - 025)

Southeast Compartment areas (026 - 032)

East Tower areas (033 - 036)

Northeast Tower areas (037 - 046)

Northeast Compartment areas (047 - 059)

Secondary (north) Gatehouse areas (060 - 067)

Northwest Compartment areas (068 - 076)

Northwest Tower areas (077 - 085)

West Tower areas (086 - 089)

Southwest Compartment areas (090 - 100)

Southwest Tower areas (101 - 109)

Inner Bailey areas (110 - 134)

Exterior Causeway areas (135 - 137)

Northeast Compartment areas:

Area 047

location: Northeast Compartments G1 east chamber.

designation: Storage.

description: This is one of the two storerooms containing the castle's main supply of ground flour.

floor: stone.

walls: stone.

ceiling: room: 9' stone, vaulted.

Area 048

location: Northeast Compartments G1 east chamber.

designation: Storage.

description: A variety of provisions are stored here in casks, kegs and crates. In the north corner, a stone staircase (staircase J) spirals cw up to G2.

floor: stone.

walls: stone.

ceiling: room: 9' stone, vaulted. staircase: 7' stone, sloping.

Area 049

location: Northeast Compartments G1 north chamber.

designation: Storage.

description: A variety of dry provisions are stored here in casks, kegs and crates.

floor: stone.

walls: stone.

ceiling: 9' stone, vaulted.

Area 050

location: Northeast Compartments G1 north chamber.
designation: Storage.
description: Kegs and barrels of food provisions are stored here.
floor: stone.
walls: stone.
ceiling: 9' stone, vaulted.

Area 051

location: Northeast compartments G1 staircase tower.
designation: Northeast compartments staircase tower (staircase L).
description: This small rectangular tower contains a stone staircase that spirals cw up to G2. Two arrow loop alcoves spaced between G1 and G2 provide limited light within the staircase.
floor: stone.
walls: stone.
ceiling: staircase: 7' stone, sloping. passage: 9' stone, flat.

Area 052

location: Northeast compartments G2 gallery.
designation: Northeast compartments gallery.
description: This gallery connects the northeast tower and the rooms of the northeast compartments. A small arcade of twin lancet window alcoves face into the inner bailey and provide partial lighting for the gallery. The main northeast staircase (staircase J) spirals cw up to G3 and ccw down to G1.
floor: stone.
walls: stone.
ceiling: gallery: 9' stone, vaulted. staircase: 7' stone, sloping. alcoves: 7' stone, flat.

Area 053

location: Northeast compartments G2 east chamber.
designation: Wizard's quarters.
description: This room quarters the castle's senior wizard.
floor: stone.
walls: stone.
ceiling: 9' wood, flat.

Area 054

location: Northeast compartments G2 east chamber.
designation: Head priest's quarters.
description: This room quarters the castle's senior priest.
floor: stone.
walls: stone.
ceiling: 9' wood, flat.

Area 055

location: Northeast compartments G2 east chamber.
designation: Priests' quarters.
description: This room quarters the castle's junior clergy.
floor: stone.

walls: stone.
ceiling: 9' wood, flat.

Area 056

location: Northeast compartments G2 north chamber.
designation: Chapel.
description: The chapel fills the northern compartment. Arcades of glass-paned lancet window alcoves face into the inner bailey and provide lighting for the chapel. Twin great hearths dominate the north wall, and provide warmth and illumination for the chapel.
floor: stone.
walls: stone.
ceiling: 14' wood, A-frame roof.

Area 057

location: Northeast compartments G2 staircase tower.
designation: Northeast compartments staircase tower.
description: This small rectangular tower contains a stone staircase (staircase L) that spirals cw up to G3 and ccw down to G1. Two arrow loop alcoves spaced between G1 and G2 provide limited light within the staircase.
floor: stone.
walls: stone.
ceiling: staircase: 7' stone, sloping. passage: 9' stone, flat.

Area 058

location: Northeast Curtain wall G3 top.
designation: Northeast curtain wall top.
description: This is the crenellated top of the curtain wall. The crenellations are 4' in height. The thin inner wall facing the bailey is only 2' in height. The center rectangular interiors of the southeast compartments are covered with A-frame, adobe clay tile roofs, and all but the chapel are constructed over a flat, wood sub-roof. The northeast tower and the north gatehouse rise approximately ten feet above the curtain wall top.
floor: stone.
walls: stone.

Area 059

location: North staircase towers and buttress G3.
designation: Staircase towers and buttress.
description: At a height of 40' above the bailey, the twin staircase towers (staircases L and R) open onto an adjoining buttress that connects the northeast and northwest curtain wall segments. The stone railing of the buttress provides partial cover for defenders, but is open to the elements. The staircase towers are also exposed structures, with an open archway facing the buttress and arrow loops on each wall. The towers do not readily access the curtain wall top.
floor: stone.
walls: stone.
ceiling: room: 9' stone, flat. staircase: 7' stone, sloping.

Halestrom Castle

(Fortification 002)

Introduction

Main (south) Gatehouse areas (001 - 015)

Southeast Tower areas (016 - 025)

Southeast Compartment areas (026 - 032)

East Tower areas (033 - 036)

Northeast Tower areas (037 - 046)

Northeast Compartment areas (047 - 059)

Secondary (north) Gatehouse areas (060 - 067)

Northwest Compartment areas (068 - 076)

Northwest Tower areas (077 - 085)

West Tower areas (086 - 089)

Southwest Compartment areas (090 - 100)

Southwest Tower areas (101 - 109)

Inner Bailey areas (110 - 134)

Exterior Causeway areas (135 - 137)

Secondary (north) Gatehouse areas:

Area 060

location: North Gatehouse G1 entrance.

designation: Secondary gate.

description: The secondary entrance allows access to the inner bailey through a network of two short corridors and a center octagonal restraining room. There are two gates, one at either end, and both bound with iron bands and protected with iron studs. Two portcullises block the restraining room, which is faced with numerous arrow loops. Murder holes are constructed successively into the ceiling of the restraining room, allowing hot oil to be poured and cascade down onto intruders should the outer gate be breached.

floor: stone.

walls: stone.

ceiling: 9' stone, vaulted.

Area 061

location: North Gatehouse G1 Southeast Tower.

designation: Secondary gatehouse inner tower.

description: This small octagonal tower contains an arrow loop which permits defensive fire into the restraining room, and a stone staircase (staircase M) that spirals ccw up to G2.

floor: stone.

walls: stone.

ceiling: alcove: 7' stone, flat. staircase: 7' stone, sloping.

Area 062

location: North Gatehouse G1 Southwest Tower.

designation: Secondary gatehouse inner tower.

description: This small octagonal tower contains an arrow loop which permits defensive fire into

the restraining room, and a stone staircase (staircase Q) that spirals cw up to G2.
floor: stone.
walls: stone.
ceiling: alcove: 7' stone, flat. staircase: 7' stone, sloping.

Area 063

location: North Gatehouse G1 Northwest Tower.
designation: Secondary gatehouse outer tower.
description: This small octagonal tower contains an arrow loop which permits defensive fire into the restraining room, and a stone staircase (staircase P) that spirals ccw up to G2.
floor: stone.
walls: stone.
ceiling: alcove: 7' stone, flat. staircase: 7' stone, sloping.

Area 064

location: North Gatehouse G1 Northeast Tower.
designation: Secondary gatehouse outer tower.
description: This small octagonal tower contains an arrow loop which permits defensive fire into the restraining room, and a stone staircase (staircase N) that spirals cw up to G2.
floor: stone.
walls: stone.
ceiling: alcove: 7' stone, flat. staircase: 7' stone, sloping.

Area 065

location: North Gatehouse G2 chamber.
designation: Secondary gatehouse second story.
description: The gatehouse expands into a single large room. All four tower staircases open onto the floor, each spiraling up to G3 and down to G1. The gatehouse floor is covered with murder slots, and twin winches on the north end of the room raise the secondary drawbridge. A small number of bladed weapons and crossbows are kept here. Two fireplaces provide warmth and illumination for the room, and are sufficiently large to heat pots of oil. The room has two arrow loop alcoves, one to north and one to south.
floor: stone.
walls: stone.
ceiling: room: 9' stone, vaulted. alcove: 7' stone, flat. staircase: 7' stone, sloping.

Area 066

location: North Gatehouse G3 chamber.
designation: Secondary gatehouse third story.
description: The gatehouse third floor is comprised of a single large room. All four tower staircases open onto the floor, each spiraling up to G4 and down to G2. Two massive portcullis winches and a storage bin for catapult rocks dominate the room. The room has two arrow loop alcoves, one to north and one to south.
floor: stone.
walls: stone.
ceiling: room: 9' stone, vaulted. alcove: 7' stone, flat. staircase: 7' stone, sloping.

Area 067

location: North Gatehouse G4 roof.

designation: North gatehouse roof.

description: This is the crenellated top of the gatehouse. The crenellations are 4' in height. All four gatehouse tower staircases open onto the roof. The gatehouse roof stands approximately ten feet above the curtain walls. Two fireplace chimneys rise from the roof center. The center contains a container of catapult rocks for the three catapults that overlook the northern moat. The four staircases all spiral down to G3.

floor: stone.

walls: stone.

[Darkfuries: Castles and Keeps](#) Copyright © 2002 by Brian K. Moseley. All rights reserved.

Halestrom Castle

(Fortification 002)

Introduction

Main (south) Gatehouse areas (001 - 015)

Southeast Tower areas (016 - 025)

Southeast Compartment areas (026 - 032)

East Tower areas (033 - 036)

Northeast Tower areas (037 - 046)

Northeast Compartment areas (047 - 059)

Secondary (north) Gatehouse areas (060 - 067)

Northwest Compartment areas (068 - 076)

Northwest Tower areas (077 - 085)

West Tower areas (086 - 089)

Southwest Compartment areas (090 - 100)

Southwest Tower areas (101 - 109)

Inner Bailey areas (110 - 134)

Exterior Causeway areas (135 - 137)

Northwest Compartment areas:

Area 068

location: Northwest compartments G1 staircase tower.

designation: Northwest compartments staircase tower (staircase R).

description: This small rectangular tower contains a stone staircase that spirals cw up to G2. Two arrow loop alcoves spaced between the floors provide limited light within the staircase.

floor: stone.

walls: stone.

ceiling: staircase: 7' stone, sloping. passage: 9' stone, flat.

Area 069

location: Northwest compartments G1 north chamber.

designation: Wine cellar.

description: This large compartment is divided into two rooms by a central support wall. These rooms serve both as a wine cellar and as storage for other alcoholic spirits. Kegs and casks of ale, beer and mead, and thousands of bottles of wine fill the rooms from floor to ceiling. A stone staircase (staircase S) in the west corner spirals cw up to G2.

floor: stone.

walls: stone.

ceiling: room: 9' stone, vaulted. staircase: 7' stone, sloping.

Area 070

location: Northwest compartments G1 west chamber.

designation: Storage.

description: Kegs and casks of ale, beer and mead, and crates of wine fill this room. As the room is accessible from the bailey and hence more susceptible to pilfering, the spirits stored here are of lesser quality than those in the wine cellar beneath the great hall.

floor: stone.
walls: stone.
ceiling: 9' stone, vaulted.

Area 071

location: Northwest compartments G2 north chamber.

designation: Great hall.

description: This large room is the heart of the castle, and is where the ruling lord and family spend the majority of their time. The hall serves many purposes, and the furnishings change as required. Suits of armor stand in the corners, and tapestries, shields and weaponry adorn the walls. Two great hearths provide light and heating, and two long arcades of lancet window alcoves face into the inner bailey and provide lighting for the hall. The northwest staircase tower (staircase R) opens into the hall, and spirals cw up to G3 and ccw down to G1. Two arrow loop alcoves spaced between the floors provide limited light within the staircase.

floor: stone.

walls: stone.

ceiling: 9' wood, flat.

Area 072

location: Northwest compartments G2 north chamber.

designation: Guard room and northwest staircase.

description: Elite guards for the ruling family are constantly stationed in this room. The northwest staircase (staircase S) spirals cw up to G3 and ccw down to G1. A side passage accesses a latrine reserved for the ruling family.

floor: stone.

walls: stone.

ceiling: 9' stone, vaulted.

Area 073

location: Northwest compartments G2 east wall.

designation: Northwest gallery.

description: This long gallery spans the length of the bailey, and is lined with an arcade of lancet window alcoves that face into the bailey. The gallery accesses the rooms of the northwest and southwest compartments.

floor: stone.

walls: stone.

ceiling: 9' stone, vaulted.

Area 074

location: Northwest compartments G2 southeast chamber.

designation: Castellan's bedchamber.

description: This is the bedchamber of the castle's castellan.

floor: stone.

walls: stone.

ceiling: 9' wood, flat.

Area 075

location: Northwest compartments G2 southwest chamber.

designation: Castle lord's bedchamber.

description: This is the bedchamber of the castle's ruling lord and family.

floor: stone.

walls: stone.

ceiling: 9' wood, flat.

Area 076

location: Northwest Curtain wall G3 top.

designation: Northwest curtain wall top.

description: This is the crenellated top of the curtain wall. The crenellations are 4' in height. The thin inner wall facing the bailey is only 2' in height. The center rectangular interiors of the northwest compartments are covered with A-frame adobe clay tile roofs constructed over a flat, wood sub-roof. The northwest tower and the north gatehouse rise approximately ten feet above the curtain wall top.

floor: stone.

walls: stone.

[Darkfuries: Castles and Keeps](#) Copyright © 2002 by Brian K. Moseley. All rights reserved.

Halestrom Castle

(Fortification 002)

Introduction

Main (south) Gatehouse areas (001 - 015)

Southeast Tower areas (016 - 025)

Southeast Compartment areas (026 - 032)

East Tower areas (033 - 036)

Northeast Tower areas (037 - 046)

Northeast Compartment areas (047 - 059)

Secondary (north) Gatehouse areas (060 - 067)

Northwest Compartment areas (068 - 076)

Northwest Tower areas (077 - 085)

West Tower areas (086 - 089)

Southwest Compartment areas (090 - 100)

Southwest Tower areas (101 - 109)

Inner Bailey areas (110 - 134)

Exterior Causeway areas (135 - 137)

Northwest Tower areas:

Area 077

location: Northwest Tower G1 chamber.

designation: Storage.

description: This large storeroom is divided by a stout center support wall. The rooms contain a variety of crates, casks and barrels filled with dry provisions and supplies. The tower walls are lined with arrow loop alcoves that face onto the north and west moat.

floor: stone.

walls: stone.

ceiling: room: 9' stone, vaulted. passage: 7' stone, vaulted. alcoves: 7' stone, flat.

Area 078

location: Northwest Tower G1 latrine cesspit.

designation: Latrine cesspit.

description: This is a sewage reservoir that must be routinely emptied. Two latrine chutes dump into this pit. Two small angled vents help prevent overflow.

floor: stone.

walls: stone.

ceiling: 7' stone, flat.

Area 079

location: Northwest Tower G2 chamber.

designation: Barracks.

description: This floor is divided by a stout center support wall. The rooms quarter units of the garrison company assigned to the north curtain wall perimeter, and the elite unit assigned to the

protection of the castle's ruling family. The tower walls are lined with arrow loop alcoves that face the east and west moat. A southern passage accesses a latrine for the tower garrison.

floor: stone.

walls: stone.

ceiling: room: 9' stone, vaulted. passage: 7' stone, vaulted. alcoves: 7' stone, sloping. latrine: 7' stone, flat.

Area 080

location: Northwest Tower G3 staircase gallery.

designation: Northwest tower staircase gallery.

description: A gallery encircles the inner rooms of the tower's third floor, accesses both staircases, and opens onto the curtain wall top. The main staircase (staircase S) spirals ccw down to G2, while the roof staircase (staircase T) spirals cw up to G4. The gallery is lined with arrow loop alcoves facing the north and west moat, and has two doors that access the curtain wall top.

floor: stone.

walls: stone.

ceiling: gallery: 7' stone, vaulted. staircase: 7' stone, sloping. alcoves: 7' stone, flat.

Area 081

location: Northwest Tower G3 southeast chamber.

designation: Third Captain's quarters.

description: This is the bedchamber of the Third Captain, the officer who commands the northwest tower, the north gatehouse and north curtain wall defense.

floor: stone.

walls: stone.

ceiling: 9' wood, flat.

Area 082

location: Northwest Tower G3 southwest chamber.

designation: Sergeants' quarters.

description: This small room quarters several of the garrison sergeants.

floor: stone.

walls: stone.

ceiling: 9' wood, flat.

Area 083

location: Northwest Tower G3 northwest chamber.

designation: Elite unit sergeants' quarters.

description: This small room quarters the sergeants of the castle's elite unit.

floor: stone.

walls: stone.

ceiling: 9' wood, flat.

Area 084

location: Northwest Tower G3 northeast chamber.

designation: Major-domo's quarters.

description: This is the bedchamber of the Major-domo, the officer commanding the elite unit responsible to protect the castle's ruling family.

floor: stone.
walls: stone.
ceiling: 9' wood, flat.

Area 085

location: Northwest Tower G4 roof.

designation: Northwest tower roof.

description: This is the crenellated top of the northwest tower. The crenellations are 4' in height. The stone staircase (staircase T) spirals ccw down to G3. The roof stands approximately ten feet above the curtain walls. The center octagonal interior is covered with a steeple frame adobe clay tile roof constructed over a flat, wood sub-roof.

floor: stone.

walls: stone.

[Darkfuries: Castles and Keeps](#) Copyright © 2002 by Brian K. Moseley. All rights reserved.

Halestrom Castle

(Fortification 002)

Introduction

Main (south) Gatehouse areas (001 - 015)

Southeast Tower areas (016 - 025)

Southeast Compartment areas (026 - 032)

East Tower areas (033 - 036)

Northeast Tower areas (037 - 046)

Northeast Compartment areas (047 - 059)

Secondary (north) Gatehouse areas (060 - 067)

Northwest Compartment areas (068 - 076)

Northwest Tower areas (077 - 085)

West Tower areas (086 - 089)

Southwest Compartment areas (090 - 100)

Southwest Tower areas (101 - 109)

Inner Bailey areas (110 - 134)

Exterior Causeway areas (135 - 137)

West Tower areas:

Area 086

location: West Tower G1 chamber.

designation: Castle lord's private chamber.

description: This hidden room contains the personal library, weapons, armors and other property of the castle lord. It is accessible only by the secret staircase (staircase U) accessed through castle lord's study on the west tower second floor. The outer passage leads to the stone staircase that spirals cw up to G2.

floor: stone.

walls: stone.

ceiling: 9' stone, vaulted. passage 7' stone, flat. staircase: 7' stone, sloping.

Area 087

location: West Tower G2 chamber.

designation: Castle lord's study.

description: This private study contains the personal library and other property of the castle lord. A standing suit of armor, tapestries and shields decorate the room. There is a secret door on the north wall.

floor: stone.

walls: stone.

ceiling: 9' wood, flat.

Area 088

location: West Tower G2 staircase.

designation: Secret staircase.

description: This stone staircase (staircase U) is accessed through the secret door in the castle lord's study, and reserved solely for the castle lord's use. The staircase spirals ccw down to G1.
floor: stone.
walls: stone.
ceiling: passage 7' stone, flat. staircase: 7' stone, sloping.

Area 089

location: West Tower G3 roof.

designation: West tower roof.

description: This is the crenellated top of the west tower and adjoining compartments. The crenellations are 4' in height. The thin inner wall facing the bailey is only 2' in height. The center rectangular interiors are covered with A-frame adobe clay tile roofs constructed over flat, wood sub-roofs. The west tower roof is the same height as the curtain wall.

floor: stone.

walls: stone.

[Darkfuries: Castles and Keeps](#) Copyright © 2002 by Brian K. Moseley. All rights reserved.

Halestrom Castle

(Fortification 002)

Introduction

Main (south) Gatehouse areas (001 - 015)

Southeast Tower areas (016 - 025)

Southeast Compartment areas (026 - 032)

East Tower areas (033 - 036)

Northeast Tower areas (037 - 046)

Northeast Compartment areas (047 - 059)

Secondary (north) Gatehouse areas (060 - 067)

Northwest Compartment areas (068 - 076)

Northwest Tower areas (077 - 085)

West Tower areas (086 - 089)

Southwest Compartment areas (090 - 100)

Southwest Tower areas (101 - 109)

Inner Bailey areas (110 - 134)

Exterior Causeway areas (135 - 137)

Southwest Compartment areas:

Area 090

location: Southwest compartments G1 west chamber.

designation: Storage.

description: This room contains approximately half of the castle's vast store of firewood.

floor: stone.

walls: stone.

ceiling: 9' stone, vaulted.

Area 091

location: Southwest compartments G1 west chamber.

designation: Storage.

description: This room contains approximately half of the castle's vast store of firewood.

floor: stone.

walls: stone.

ceiling: 9' stone, vaulted.

Area 092

location: Southwest compartments G1 west chamber.

designation: Storage.

description: This large compartment is filled from floor to ceiling with kegs, casks, crates and barrels of food provisions. A stone staircase (staircase V) in the south corner spirals cw up to G2.

floor: stone.

walls: stone.

ceiling: room: 9' stone, vaulted. staircase: 7' stone, sloping.

Area 093

location: Southwest compartments G1 south chamber.

designation: Storage.

description: This is one of the two storerooms containing the castle's main supply of ground flour. A small quantity of other food items are stored here for easy access from the kitchen above.

floor: stone.

walls: stone.

ceiling: 9' stone, vaulted.

Area 094

location: Southwest compartments G2 west chamber.

designation: Guest bedchamber.

description: This lavishly furnished bedchamber is reserved for important guests.

floor: stone.

walls: stone.

ceiling: 9' wood, flat.

Area 095

location: Southwest compartments G2 west chamber.

designation: Guest bedchamber.

description: This lavishly furnished bedchamber is reserved for important guests.

floor: stone.

walls: stone.

ceiling: 9' wood, flat.

Area 096

location: Southwest compartments G2 west chamber.

designation: Kitchen.

description: This large room is a fantastic bustle of activity at any hour of the day. Three great hearths command the entire west wall, and there is always something cooking. In the south corner, a stone staircase (staircase V) spirals cw up to G3 and ccw down to G1.

floor: stone.

walls: stone.

ceiling: room: 9' wood, flat. staircase: 7' stone, sloping.

Area 097

location: Southwest compartments G2 south chamber.

designation: Bakery.

description: Though not quite as busy as the kitchen, this room nevertheless sees its fair share of activity. Two great baking hearths span the south wall, and the baker is always preparing fresh bread before sunrise.

floor: stone.

walls: stone.

ceiling: 9' wood, flat.

Area 098

location: Southwest compartments G2 south chamber.

designation: Brewery.

description: Not surprisingly, this room is popular amongst many of the garrison, and several of

the troops are a frequent nuisance to the brewers.

floor: stone.

walls: stone.

ceiling: 9' wood, flat.

Area 099

location: Southwest compartments G2 north wall.

designation: Southwest gallery.

description: This long gallery spans the length of the bailey, and is lined with an arcade of lancet window alcoves that face into the bailey. The gallery accesses the rooms of the northwest and southwest compartments.

floor: stone.

walls: stone.

ceiling: 9' stone, vaulted.

Area 100

location: Southwest Curtain wall G3 top.

designation: Southwest curtain wall top.

description: This is the crenellated top of the curtain wall. The crenellations are 4' in height. The thin inner wall facing the bailey is only 2' in height. The center rectangular interiors of the southwest compartments are covered with A-frame adobe clay tile roofs constructed over flat, wood sub-roofs. The southwest tower and the south gatehouse rise approximately ten feet above the curtain wall top.

floor: stone.

walls: stone.

[Darkfuries: Castles and Keeps](#) Copyright © 2002 by Brian K. Moseley. All rights reserved.

Halestrom Castle

(Fortification 002)

Introduction

Main (south) Gatehouse areas (001 - 015)

Southeast Tower areas (016 - 025)

Southeast Compartment areas (026 - 032)

East Tower areas (033 - 036)

Northeast Tower areas (037 - 046)

Northeast Compartment areas (047 - 059)

Secondary (north) Gatehouse areas (060 - 067)

Northwest Compartment areas (068 - 076)

Northwest Tower areas (077 - 085)

West Tower areas (086 - 089)

Southwest Compartment areas (090 - 100)

Southwest Tower areas (101 - 109)

Inner Bailey areas (110 - 134)

Exterior Causeway areas (135 - 137)

Southwest Tower areas:

Area 101

location: Southwest Tower G1 chamber.

designation: Storage.

description: This large storeroom is divided by a stout center support wall. The rooms contain a variety of crates, casks and barrels filled with dry provisions and supplies. The tower walls are lined with arrow loop alcoves that face onto the south and west moat.

floor: stone.

walls: stone.

ceiling: room: 9' stone, vaulted. passage: 7' stone, vaulted. alcoves: 7' stone, flat.

Area 102

location: West curtain wall G1.

designation: Latrine cesspit.

description: This is a sewage reservoir that must be routinely emptied. A single latrine chute dumps into this pit. Two small angled vents help prevent overflow.

floor: stone.

walls: stone.

ceiling: 7' stone, flat.

Area 103

location: Southwest Tower G2 chamber.

designation: Barracks.

description: This floor is divided by a stout center support wall. The rooms quarter units of the garrison company assigned to the west curtain wall perimeter. The tower walls are lined with

arrow loop alcoves that face onto the south and west moat. A side passage off the north arrow loop alcove accesses a latrine for the tower garrison.

floor: stone.

walls: stone.

ceiling: room: 9' stone, vaulted. passage: 7' stone, vaulted. alcoves and latrine: 7' stone, flat.

Area 104

location: Southwest Tower G3 staircase gallery.

designation: Southwest tower staircase gallery.

description: A gallery encircles the inner rooms of the tower's third floor, accesses both staircases, and opens onto the curtain wall top. The main staircase (staircase V) spirals ccw down to G2, while the roof staircase (staircase W) spirals cw up to G4. The gallery is lined with arrow loop alcoves facing the south and west moat and accesses the curtain wall top.

floor: stone.

walls: stone.

ceiling: gallery: 7' stone, vaulted. staircase: 7' stone, sloping. alcoves: 7' stone, flat.

Area 105

location: Southwest Tower G3 northeast chamber.

designation: Sergeants' quarters.

description: This small room quarters several of the garrison sergeants.

floor: stone.

walls: stone.

ceiling: 9' wood, flat.

Area 106

location: Southwest Tower G3 southeast chamber.

designation: Sergeants' quarters.

description: This small room quarters several of the garrison sergeants.

floor: stone.

walls: stone.

ceiling: 9' wood, flat.

Area 107

location: Southwest Tower G3 southwest chamber.

designation: Fourth Captain's bedchamber.

description: This is the bedchamber of the Fourth Captain, the officer who commands the southwest tower, the west tower and west curtain wall defense.

floor: stone.

walls: stone.

ceiling: 9' wood, flat.

Area 108

location: Southwest Tower G3 northwest chamber.

designation: Lieutenants' quarters.

description: This small room quarters junior garrison officers.

floor: stone.

walls: stone.

ceiling: 9' wood, flat.

Area 109

location: Southwest Tower G4 roof.

designation: Southwest tower roof.

description: This is the crenellated top of the southwest tower. The crenellations are 4' in height. The stone staircase (staircase W) spirals ccw down to G3. The roof stands approximately ten feet above the curtain walls. The center octagonal interior is covered with a steeple frame adobe clay tile roof constructed over a flat, wood sub-roof.

floor: stone.

walls: stone.

[Darkfuries: Castles and Keeps](#) Copyright © 2002 by Brian K. Moseley. All rights reserved.

Halestrom Castle

(Fortification 002)

Introduction

Main (south) Gatehouse areas (001 - 015)

Southeast Tower areas (016 - 025)

Southeast Compartment areas (026 - 032)

East Tower areas (033 - 036)

Northeast Tower areas (037 - 046)

Northeast Compartment areas (047 - 059)

Secondary (north) Gatehouse areas (060 - 067)

Northwest Compartment areas (068 - 076)

Northwest Tower areas (077 - 085)

West Tower areas (086 - 089)

Southwest Compartment areas (090 - 100)

Southwest Tower areas (101 - 109)

Inner Bailey areas (110 - 134)

Exterior Causeway areas (135 - 137)

Inner Bailey areas:

Area 110

location: Bailey, G1 east curtain wall.

designation: Armorer, first floor.

floor: stone.

walls: stone.

ceiling: 10' wood, flat.

Area 111

location: Bailey, G1 east curtain wall.

designation: Blacksmith, first floor.

floor: stone.

walls: stone.

ceiling: 10' wood, flat.

Area 112

location: Bailey, G1 east curtain wall.

designation: Mason, first floor.

floor: stone.

walls: stone.

ceiling: 10' wood, flat.

Area 113

location: Bailey, G1 east curtain wall.

designation: Carpenter, first floor.

floor: stone.

walls: stone.

ceiling: 10' wood, flat.

Area 114

location: Bailey, G1 east curtain wall.
designation: Atilliator, bowyer and fletcher, first floor.
floor: stone.
walls: stone.
ceiling: 10' wood, flat.

Area 115

location: Bailey, G1 north curtain wall.
designation: Tailor and weaver, first floor.
floor: stone.
walls: stone.
ceiling: 10' wood, flat.

Area 116

location: Bailey, G1 west curtain wall.
designation: Potter, first floor.
floor: stone.
walls: stone.
ceiling: 10' wood, flat.

Area 117

location: Bailey, G1 west curtain wall.
designation: Slaughterhouse and tannery, first floor.
floor: stone.
walls: stone.
ceiling: 10' wood, flat.

Area 118

location: Bailey, G1 west curtain wall.
designation: Chandler, first floor.
floor: stone.
walls: stone.
ceiling: 10' wood, flat.

Area 119

location: Bailey, G1 center.
designation: Stables, first floor.
floor: dirt.
walls: thick and thin wood.
ceiling: 10' wood, flat.

Note: Though not actually part of the bailey itself, areas 120, 121, 122 and 123 are numbered on the *Bailey Second Floor* plan for consistency.

Area 120

location: Main Gatehouse G1a northwest staircase tower.
designation: Main Gatehouse northwest stairwell (staircase B).

floor: stone.
walls: stone.
ceiling: staircase: 7' stone, sloping. passage: 9' stone, flat.

Area 121

location: Main Gatehouse G1a northeast staircase tower.
designation: Main Gatehouse northeast stairwell (staircase C).
floor: stone.
walls: stone.
ceiling: staircase: 7' stone, sloping. passage: 9' stone, flat.

Area 122

location: Northeast compartments G1a staircase tower.
designation: Northeast compartments staircase tower (staircase L).
floor: stone.
walls: stone.
ceiling: staircase: 7' stone, sloping. passage: 9' stone, flat.

Area 123

location: Northwest compartments G1a staircase tower.
designation: Northwest compartments staircase tower (staircase R).
floor: stone.
walls: stone.
ceiling: staircase: 7' stone, sloping. passage: 9' stone, flat.

Area 124

location: Bailey, G1a east curtain wall.
designation: Armorer, second floor.
floor: wood.
walls: stone.
ceiling: 10' wood shingle, sloping roof.

Area 125

location: Bailey, G1a east curtain wall.
designation: Blacksmith, second floor.
floor: wood.
walls: stone.
ceiling: 10' wood shingle, sloping roof.

Area 126

location: Bailey, G1a east curtain wall.
designation: Mason, second floor.
floor: wood.
walls: stone.
ceiling: 10' thatch, sloping roof.

Area 127

location: Bailey, G1a east curtain wall.
designation: Carpenter, second floor.
floor: wood.
walls: stone.
ceiling: 10' wood shingle, sloping roof.

Area 128

location: Bailey, G1a east curtain wall.
designation: Atilliator, bowyer and fletcher, second floor.
floor: wood.
walls: stone.
ceiling: 10' thatch, sloping roof.

Area 129

location: Bailey, G1a north curtain wall.
designation: Tailor and weaver, second floor.
floor: wood.
walls: stone.
ceiling: 10' thatch, sloping roof.

Area 130

location: Bailey, G1a west curtain wall.
designation: Potter, second floor.
floor: wood.
walls: stone.
ceiling: 10' thatch, sloping roof.

Area 131

location: Bailey, G1a west curtain wall.
designation: Slaughterhouse and tannery, second floor.
floor: wood.
walls: stone.
ceiling: 10' thatch, sloping roof.

Area 132

location: Bailey, G1a west curtain wall.
designation: Chandler, second floor.
floor: wood.
walls: stone.
ceiling: 10' thatch, sloping roof.

Area 133

location: Bailey, G1a center.
designation: Stables, second floor (hay loft).
floor: wood.
walls: thick and thin wood.
ceiling: 10' thatch, A-frame roof.

Area 134

location: Bailey, G1a center.
designation: Stables, second floor (hay loft).
floor: wood.
walls: thick and thin wood.
ceiling: 10' thatch, A-frame roof.

[Darkfuries: Castles and Keeps](#) Copyright © 2002 by Brian K. Moseley. All rights reserved.

Halestrom Castle

(Fortification 002)

Introduction

Main (south) Gatehouse areas (001 - 015)

Southeast Tower areas (016 - 025)

Southeast Compartment areas (026 - 032)

East Tower areas (033 - 036)

Northeast Tower areas (037 - 046)

Northeast Compartment areas (047 - 059)

Secondary (north) Gatehouse areas (060 - 067)

Northwest Compartment areas (068 - 076)

Northwest Tower areas (077 - 085)

West Tower areas (086 - 089)

Southwest Compartment areas (090 - 100)

Southwest Tower areas (101 - 109)

Inner Bailey areas (110 - 134)

Exterior Causeway areas (135 - 137)

Exterior Causeway areas:

Area 135

location: G1 South moat.

designation: Gatehouse landing.

description: This octagonal area is simply a flat area in the middle of the south moat. Persons coming into the castle's main gate must come across this landing. The area provides no defense against any attack.

floor: earth and rock mixture.

Area 136

location: G1 South moat.

designation: Exterior gate.

description: This small gate serves as a check point for the castle's guards to screen visitors. The gate wall is 8' in height, and constructed of cut granite stone. The wooden bridge in front of the gate can be manually pulled in as required.

floor: earth and rock mixture.

Area 137

location: G1 South moat.

designation: Causeway.

description: This is an earth and rock roadway built across the south moat to the small gate.

floor: earth and rock mixture.

Lurfell Tower

(Fortification 003)

Introduction

[Underground Level Two areas \(001 - 005\)](#)

[Underground Level One areas \(006 - 009\)](#)

[Ground Level One areas \(010 - 014\)](#)

[Ground Level Two areas \(015 - 024\)](#)

[Ground Level Three areas \(025 - 030\)](#)

[Ground Level Four areas \(031 - 033\)](#)

[Ground Level Five areas \(034 - 041\)](#)

[Ground Level Six areas \(042 - 050\)](#)

[Ground Level Seven areas \(051 - 055\)](#)

[Ground Level Eight areas \(056 - 060\)](#)

Introduction:

Lurfell Tower is a huge octagonal tower that looms to a height of 158'. It contains two underground floors and eight floors above ground. The tower has an impressive supporting foundation that rises 20' above the surrounding terrain, and is fortified by a steep, encircling plith. Lurfell Tower is a powerful structure, with walls measuring over 20' thick at the base, not including the foundation or plith, and its walls remain over 15' thick even at the seventh floor.

Floorplan Notes:

- Areas are listed sequentially, and numbered as close as possible in physical proximity by floorplan level.
- Unless otherwise stated, all floor, wall and ceiling composition entries of "stone" indicate cut granite block.
- U2 (underground level 2): floor depth 40' beneath exterior terrain. storage.
- U1 (underground level 1): floor depth 20'. storage.
- G1 (ground level 1): storage. floor at same height as exterior terrain.
- G2 (ground level 2): tower entrance, guest chambers. beginning height 20' above exterior terrain.
- G3 (ground level 3): kitchen, servant and guard chambers. beginning height 40'.
- G4 (ground level 4): great hall, lower balcony. beginning height 60'.
- G5 (ground level 5): barracks. beginning height 80'.
- G6 (ground level 6): guest chambers. beginning height 100'.
- G7 (ground level 7): alchemical laboratory. beginning height 120'.
- G8 (ground level 8): lord's bedchamber and library, upper balcony. beginning height 140'.

[Darkfuries: Castles and Keeps](#) Copyright © 2002 by Brian K. Moseley. All rights reserved.

Lurfell Tower

(Fortification 003)

Introduction

Underground Level Two areas (001 - 005)

[Underground Level One areas \(006 - 009\)](#)

[Ground Level One areas \(010 - 014\)](#)

[Ground Level Two areas \(015 - 024\)](#)

[Ground Level Three areas \(025 - 030\)](#)

[Ground Level Four areas \(031 - 033\)](#)

[Ground Level Five areas \(034 - 041\)](#)

[Ground Level Six areas \(042 - 050\)](#)

[Ground Level Seven areas \(051 - 055\)](#)

[Ground Level Eight areas \(056 - 060\)](#)

Underground Level Two areas:

Area 001

location: U2 northeast chamber.

designation: Storage.

description: This small room is filled with bottles and kegs of ale and mead. A stone staircase in the northeast corner (staircase A) spirals cw up to U1.

floor: stone.

walls: stone.

ceiling: room: 9' stone, vaulted. staircase: 7' stone, sloping.

Area 002

location: U2 southeast chamber.

designation: Storage.

description: This small room is filled with bottles of ale and two great kegs of beer. A stone staircase in the southeast corner (staircase B) spirals cw up to U1.

floor: stone.

walls: stone.

ceiling: room: 9' stone, vaulted. staircase: 7' stone, sloping.

Area 003

location: U2 southwest chamber.

designation: Storage.

description: This small room contains the tower's reserve of firewood.

floor: stone.

walls: stone.

ceiling: 9' stone, vaulted.

Area 004

location: U2 northwest chamber.

designation: Storage.

description: This small room contains the tower's finer selection of wines.

floor: stone.

walls: stone.

ceiling: 9' stone, vaulted.

Area 005

location: U2 northwest corner.

designation: Well shaft.

description: Fresh water supply. This well shaft is constructed through the wall of the tower, allowing water to be drawn on U1, G1, G2 and G3.

ceiling: shaft depth 25'.

[Darkfuries: Castles and Keeps](#) Copyright © 2002 by Brian K. Moseley. All rights reserved.

Lurfell Tower

(Fortification 003)

Introduction

[Underground Level Two areas \(001 - 005\)](#)

Underground Level One areas (006 - 009)

[Ground Level One areas \(010 - 014\)](#)

[Ground Level Two areas \(015 - 024\)](#)

[Ground Level Three areas \(025 - 030\)](#)

[Ground Level Four areas \(031 - 033\)](#)

[Ground Level Five areas \(034 - 041\)](#)

[Ground Level Six areas \(042 - 050\)](#)

[Ground Level Seven areas \(051 - 055\)](#)

[Ground Level Eight areas \(056 - 060\)](#)

Underground Level One areas:

Area 006

location: U1 northeast chamber.

designation: Storage.

description: This small room is filled with barrels, casks and kegs various foodstuffs. A stone staircase in the northeast corner (staircase A) spirals cw up to G1 and ccw down to U2.

floor: stone.

walls: stone.

ceiling: room: 9' stone, vaulted. staircase: 7' stone, sloping.

Area 007

location: U1 southeast chamber.

designation: Storage.

description: This small room is filled with kegs, empty wine crates, and container bins of dried spices. A stone staircase in the southeast corner (staircase B) spirals cw up to G1 and ccw down to U2.

floor: stone.

walls: stone.

ceiling: room: 9' stone, vaulted. staircase: 7' stone, sloping.

Area 008

location: U1 southwest chamber.

designation: Storage.

description: This small room contains crates and kegs of dry foods and other provisions.

floor: stone.

walls: stone.

ceiling: 9' stone, vaulted.

Area 009

location: U1 northwest chamber.

designation: Storage.

description: This small room contains the tower's main reserve of ground flour. The well shaft is

open on this level, and the shaft continues upward through the ceiling.

floor: stone.

walls: stone.

ceiling: room: 9' stone, vaulted. shaft depth: 45'.

[Darkfuries: Castles and Keeps](#) Copyright © 2002 by Brian K. Moseley. All rights reserved.

Lurfell Tower

(Fortification 003)

Introduction

[Underground Level One areas \(001 - 005\)](#)

[Underground Level Two areas \(006 - 009\)](#)

Ground Level One areas (010 - 014)

[Ground Level Two areas \(015 - 024\)](#)

[Ground Level Three areas \(025 - 030\)](#)

[Ground Level Four areas \(031 - 033\)](#)

[Ground Level Five areas \(034 - 041\)](#)

[Ground Level Six areas \(042 - 050\)](#)

[Ground Level Seven areas \(051 - 055\)](#)

[Ground Level Eight areas \(056 - 060\)](#)

Ground Level One areas:

Area 010

location: G1 northeast chamber.

designation: Storage.

description: This small room is filled with crates and casks of dry foods and provisions. A stone staircase in the northeast corner (staircase A) spirals cw up to G2 and ccw down to U1.

floor: stone.

walls: stone.

ceiling: room: 9' stone, vaulted. staircase: 7' stone, sloping.

Area 011

location: G1 southeast chamber.

designation: Storage.

description: This small room is filled with crates of wine and other spirits. A stone staircase in the southeast corner (staircase B) spirals cw up to G2 and ccw down to U1.

floor: stone.

walls: stone.

ceiling: room: 9' stone, vaulted. staircase: 7' stone, sloping.

Area 012

location: G1 southwest chamber.

designation: Storage.

description: This small room contains crates of dry foods and provisions.

floor: stone.

walls: stone.

ceiling: 9' stone, vaulted.

Area 013

location: G1 south chamber.

designation: Latrine cesspit.

description: This subterranean pit is a deep sewage reservoir that must be routinely emptied. Five latrine chutes dump into this pit.

floor: stone.
walls: stone.
ceiling: 9' stone, flat.

Area 014

location: G1 northwest chamber.

designation: Storage.

description: This small room is filled with crates and casks containing tools and various supplies. The well shaft in the northwest corner is constructed through the wall of the tower, allowing water to be drawn on U1, G1, G2 and G3.

floor: stone.

walls: stone.

ceiling: room: 9' stone, vaulted. shaft depth: 65'.

[Darkfuries: Castles and Keeps](#) Copyright © 2002 by Brian K. Moseley. All rights reserved.

Lurfell Tower

(Fortification 003)

Introduction

[Underground Level One areas \(001 - 005\)](#)

[Underground Level Two areas \(006 - 009\)](#)

[Ground Level One areas \(010 - 014\)](#)

[Ground Level Two areas \(015 - 024\)](#)

[Ground Level Three areas \(025 - 030\)](#)

[Ground Level Four areas \(031 - 033\)](#)

[Ground Level Five areas \(034 - 041\)](#)

[Ground Level Six areas \(042 - 050\)](#)

[Ground Level Seven areas \(051 - 055\)](#)

[Ground Level Eight areas \(056 - 060\)](#)

Ground Level Two areas:

Area 015

location: G2 tower foundation.

designation: Tower foundation

description: This is Lurfell Tower's massive foundation. The octagonal base rises to a height of 15' above the exterior terrain, and is further thickened by an encircling plinth. A wide stairway leads up to the tower entrance, which is preceded by two large stone statues.

floor: stone.

Area 016

location: G2 tower entrance.

designation: Tower entrance.

description: A pair of thick oak doors covered with iron bands and studs protect the tower entrance. Just inside the entry doors is an iron portcullis. Beyond the portcullis the entry hall narrows, and a single door allows access into the tower interior.

floor: stone.

walls: stone.

ceiling: 12' stone, vaulted.

Area 017

location: G2 center chamber and passages.

designation: Mural hall.

description: The two main passages on this floor intersect in an ornate tiled chamber.

floor: stone.

walls: stone.

ceiling: center chamber: 15' stone, vaulted. passage: 12' stone, vaulted.

Area 018

location: G2 southeast chamber.

designation: Bedroom.

description: This is a luxurious guest chamber with twin four post canopy beds. The fireplace vents out an angled shaft through the outer wall. The double doors are iron bound oak, and are

locked from the passage, not from inside the bedroom.

floor: stone.

walls: stone.

ceiling: 12' stone, vaulted.

Area 019

location: G2 south passage.

designation: Passage.

description: This passage has a single arrow loop window alcove, atop a short flight of stairs. At the passage east end is a stone staircase (staircase B) that spirals cw up to G3 and ccw down to G1. At the passage west end is a latrine room.

floor: stone.

walls: stone.

ceiling: passage: 12' stone, vaulted. alcove: 9' stone, flat. latrine: 9' stone, flat. staircase: 7' stone, sloping.

Area 020

location: G2 southwest chamber.

designation: Bedroom.

description: This is a luxurious guest chamber with twin four post canopy beds. The fireplace vents out an angled shaft through the outer wall. The double doors are iron bound oak, and are locked from the passage, not from inside the bedroom.

floor: stone.

walls: stone.

ceiling: 12' stone, vaulted.

Area 021

location: G2 west staircase.

designation: West Staircase.

description: This stone staircase (staircase C) spirals cw up to G4. The iron bound oak door can be locked from the staircase side to prevent access from G2.

ceiling: passage: 12' stone, vaulted. staircase: 7' stone, sloping.

Area 022

location: G2 northwest chamber.

designation: Dining hall.

description: This chamber contains a large dining table, and is decorated with suits of standing armor. The fireplace vents out an angled shaft through the outer wall. The double doors are iron bound oak, and are locked from the passage, not from inside the dining hall.

floor: stone.

walls: stone.

ceiling: 12' stone, vaulted.

Area 023

location: G2 north passage.

designation: Passage.

description: This passage has a single arrow loop window alcove, atop a short flight of stairs. At the passage east end is a stone staircase (staircase A) that spirals cw up to G3 and ccw down to G1. At the passage west end is the well shaft and a stone staircase (staircase D) that spirals cw up to G3.

floor: stone.

walls: stone.

ceiling: passage: 12' stone, vaulted. alcove: 9' stone, flat. staircase: 7' stone, sloping. shaft depth: 85'.

Area 024

location: G2 northeast chamber.

designation: Library.

description: This is a well-maintained library. The fireplace vents out an angled shaft through the outer wall. The double doors are iron bound oak, and are locked from the passage, not from inside the library.

floor: stone.

walls: stone.

ceiling: 12' stone, vaulted.

[Darkfuries: Castles and Keeps](#) Copyright © 2002 by Brian K. Moseley. All rights reserved.

Lurfell Tower

(Fortification 003)

Introduction

[Underground Level One areas \(001 - 005\)](#)

[Underground Level Two areas \(006 - 009\)](#)

[Ground Level One areas \(010 - 014\)](#)

[Ground Level Two areas \(015 - 024\)](#)

Ground Level Three areas (025 - 030)

[Ground Level Four areas \(031 - 033\)](#)

[Ground Level Five areas \(034 - 041\)](#)

[Ground Level Six areas \(042 - 050\)](#)

[Ground Level Seven areas \(051 - 055\)](#)

[Ground Level Eight areas \(056 - 060\)](#)

Ground Level Three areas:

Area 025

location: G3 east chamber.

designation: Portcullis chamber.

description: This small room houses the massive winch that raises the portcullis. A single arrow loop window overlooks the tower entrance stairs.

floor: stone.

walls: stone.

ceiling: 12' stone, flat.

Area 026

location: G3 south chamber.

designation: Kitchen.

description: This large room holds two great hearths and two baking ovens. The hearths and ovens all vent out shafts through the outer wall. Two stone staircases access the kitchen: Staircase B in the southeast corner spirals ccw down to G2, and staircase E in the center of the south wall spirals cw up to G4. Both staircases have a narrow window at this level that provides marginal illumination. In the southwest corner is a small latrine room.

floor: stone.

walls: stone.

ceiling: room: 12' stone, vaulted. latrine: 9' stone, flat. staircase: 7' stone, sloping.

Area 027

location: G3 west staircase.

designation: West staircase.

description: A stone landing interrupts the staircase (staircase C) at this level, and opens to an arrow loop alcove that provides illumination for the staircase. The staircase does not access this floor.

floor: stone.

walls: stone.

ceiling: alcove: 9' stone, flat. staircase: 7' stone, sloping.

Area 028

location: G3 northwest chamber.

designation: Servants' chamber.

description: This is the common sleeping quarters for the tower's servants.

floor: stone.

walls: stone.

ceiling: 12' stone, vaulted.

Area 029

location: G3 north passage.

designation: Passage.

description: This passage has two arrow loop window alcoves, each atop a short flight of stairs. At the passage east end is a stone staircase (staircase A) that spirals ccw down to G2. At the passage west end is the well shaft and a stone staircase (staircase D) that spirals ccw down to G2.

floor: stone.

walls: stone.

ceiling: passage: 12' stone, vaulted. alcove: 9' stone, flat. staircase: 7' stone, sloping. shaft depth: 105'.

Area 030

location: G3 northeast chamber.

designation: Barracks.

description: This is the common sleeping quarters for a unit of the tower's guards.

floor: stone.

walls: stone.

ceiling: 12' stone, vaulted.

[Darkfuries: Castles and Keeps](#) Copyright © 2002 by Brian K. Moseley. All rights reserved.

Lurfell Tower

(Fortification 003)

Introduction

[Underground Level One areas \(001 - 005\)](#)

[Underground Level Two areas \(006 - 009\)](#)

[Ground Level One areas \(010 - 014\)](#)

[Ground Level Two areas \(015 - 024\)](#)

[Ground Level Three areas \(025 - 030\)](#)

Ground Level Four areas (031 - 033)

[Ground Level Five areas \(034 - 041\)](#)

[Ground Level Six areas \(042 - 050\)](#)

[Ground Level Seven areas \(051 - 055\)](#)

[Ground Level Eight areas \(056 - 060\)](#)

Ground Level Four areas:

Area 031

location: G3 east staircase.

designation: Hidden staircase.

description: This hidden stone staircase (staircase G) is concealed behind a wall tapestry. The staircase spirals cw up to G6.

floor: stone.

walls: stone.

ceiling: 7' stone, sloping.

Area 032

location: G4 chamber.

designation: Great hall.

description: This massive room fills the fourth floor of the tower. This is where the castle's ruling lord and family spend the majority of their time. The hall serves many uses, and the daily routine of the tower is often conducted here. Six great hearths provide light and heating, each venting out an angled shaft through the outer wall. Four passages access the outer balcony. Four stone staircases access the hall: Staircase C on the west wall spirals ccw down to G2. Staircase E on the south wall spirals cw up to G5 and ccw down to G3. Staircase F on the north wall spirals cw up to G5.

floor: stone.

walls: stone.

ceiling: room: 12' stone, vaulted. passages: 9' stone, flat. staircase: 7' stone, sloping.

Area 033

location: G4 balcony.

designation: Lower balcony.

description: This wide balcony rings the fourth floor. It is encircled by a thin stone half wall parapet that extends one foot beyond the tower wall. Machicolations at the parapet base allow defenders to fire on opposing targets or pour boiling oil onto attackers at the tower foundation.

floor: stone.

walls: stone.

[Darkfuries: Castles and Keeps](#) Copyright © 2002 by Brian K. Moseley. All rights reserved.

Lurfell Tower

(Fortification 003)

Introduction

[Underground Level One areas \(001 - 005\)](#)

[Underground Level Two areas \(006 - 009\)](#)

[Ground Level One areas \(010 - 014\)](#)

[Ground Level Two areas \(015 - 024\)](#)

[Ground Level Three areas \(025 - 030\)](#)

[Ground Level Four areas \(031 - 033\)](#)

Ground Level Five areas (034 - 041)

[Ground Level Six areas \(042 - 050\)](#)

[Ground Level Seven areas \(051 - 055\)](#)

[Ground Level Eight areas \(056 - 060\)](#)

Ground Level Five areas:

Area 034

location: G5 east staircase.

designation: Hidden staircase.

description: A stone landing interrupts the hidden staircase (staircase G) at this level, and opens to a wide window. The window provides illumination for the staircase.

floor: stone.

walls: stone.

ceiling: alcove: 9' stone, flat. staircase: 7' stone, sloping.

Area 035

location: G5 southeast chamber.

designation: Barracks.

description: This room houses half of the tower's main garrison. Cramped rows of bunk beds fill the room, leaving little open space.

floor: stone.

walls: stone.

ceiling: 12' stone, vaulted.

Area 036

location: G5 south passage.

designation: Passage.

description: This short passage connects to a latrine room and to this floor's main passage. A stone staircase (staircase E) on the south wall spirals cw up to G6 and ccw down to G4.

floor: stone.

walls: stone.

ceiling: passage: 12' stone, vaulted. latrine: 9' stone, flat. staircase: 7' stone, sloping.

Area 037

location: G5 southwest chamber.

designation: Junior garrison officers' bedroom.

description: This small room quarters the main garrison's junior officers. The fireplace vents out

an angled shaft through the outer wall.

floor: stone.

walls: stone.

ceiling: 12' stone, vaulted.

Area 038

location: G5 main passage.

designation: Passage.

description: This is the main corridor for this floor, connecting all rooms and staircases.

floor: stone.

walls: stone.

ceiling: 12' stone, vaulted.

Area 039

location: G5 northwest chamber.

designation: Barracks.

description: This room houses half of the tower's main garrison. Cramped rows of bunk beds fill the room, leaving little open space.

floor: stone.

walls: stone.

ceiling: 12' stone, vaulted.

Area 040

location: G5 north staircase.

designation: Staircase.

description: A stone staircase (staircase F) on the north wall spirals cw up to G6 and ccw down to G4.

floor: stone.

walls: stone.

ceiling: passage: 12' stone, vaulted. staircase: 7' stone, sloping.

Area 041

location: G5 northeast chamber.

designation: Garrison commander's bedroom.

description: This is the quarters of the main garrison's commander. The fireplace vents out an angled shaft through the outer wall.

floor: stone.

walls: stone.

ceiling: 12' stone, vaulted.

Lurfell Tower

(Fortification 003)

Introduction

[Underground Level One areas \(001 - 005\)](#)

[Underground Level Two areas \(006 - 009\)](#)

[Ground Level One areas \(010 - 014\)](#)

[Ground Level Two areas \(015 - 024\)](#)

[Ground Level Three areas \(025 - 030\)](#)

[Ground Level Four areas \(031 - 033\)](#)

[Ground Level Five areas \(034 - 041\)](#)

Ground Level Six areas (042 - 050)

[Ground Level Seven areas \(051 - 055\)](#)

[Ground Level Eight areas \(056 - 060\)](#)

Ground Level Six areas:

Area 042

location: G6 west staircase.

designation: Hidden staircase passage.

description: The hidden staircase (staircase G) spirals cw up to G7 and ccw down to G4. The staircase opens into a hidden passage that accesses G6 through three secret doors.

floor: stone.

walls: stone.

ceiling: passage: 9' stone, vaulted. staircase: 7' stone, sloping.

Area 043

location: G6 southeast chamber.

designation: Bedroom.

description: This is a luxurious bedroom containing a large four post canopy bed, armoire, chest of drawers and small tables. It also has two large glass paned windows. The iron bound oak door is locked from the outside passage and not from inside the bedroom.

floor: stone.

walls: stone.

ceiling: 12' stone, vaulted.

Area 044

location: G6 south staircase.

designation: Staircase.

description: A stone staircase (staircase E) in the south wall spirals ccw down to G5. A wide window located near the top of the staircase provides partial illumination.

floor: stone.

walls: stone.

ceiling: passage: 12' stone, vaulted. staircase: 7' stone, sloping.

Area 045

location: G6 southwest chamber.

designation: Bedroom.

description: This is a luxurious bedroom containing a large four post canopy bed, armoire, chest of drawers and small tables. It also has a large glass paned window. The iron bound oak door is locked from the outside passage and not from inside the bedroom.

floor: stone.

walls: stone.

ceiling: 12' stone, vaulted.

Area 046

location: G6 west staircase passage.

designation: Staircase passage.

description: This short passage connects to a latrine room and to this floor's main passage. A stone staircase (staircase H) in the west wall spirals cw up to G7. A wide window located on this level provides partial illumination of the staircase.

floor: stone.

walls: stone.

ceiling: passage: 12' stone, vaulted. latrine: 9' stone, flat. staircase: 7' stone, sloping.

Area 047

location: G6 center chamber and passages.

designation: Mural hall.

description: The two main passages on this floor intersect in an ornate tiled chamber.

floor: stone.

walls: stone.

ceiling: center chamber: 15' stone, vaulted. passage: 12' stone, vaulted.

Area 048

location: G6 northwest chamber.

designation: Bedroom.

description: This is a luxurious bedroom containing a large four post canopy bed, armoire, chest of drawers and small tables. It also has two large glass paned windows. The iron bound oak door is locked from the outside passage and not from inside the bedroom.

floor: stone.

walls: stone.

ceiling: 12' stone, vaulted.

Area 049

location: G6 north staircase.

designation: Staircase.

description: A stone staircase (staircase F) in the north wall spirals ccw down to G5. A wide window located near the top of the staircase provides partial illumination.

floor: stone.

walls: stone.

ceiling: passage: 12' stone, vaulted. staircase: 7' stone, sloping.

Area 050

location: G6 northeast chamber.

designation: Bedroom.

description: This is a luxurious bedroom containing a large four post canopy bed, armoire, chest of drawers and small tables. It also has two large glass paned windows. The iron bound oak door is locked from the outside passage and not from inside the bedroom.

floor: stone.

walls: stone.

ceiling: 12' stone, vaulted.

[Darkfuries: Castles and Keeps](#) Copyright © 2002 by Brian K. Moseley. All rights reserved.

Lurfell Tower

(Fortification 003)

Introduction

[Underground Level One areas \(001 - 005\)](#)

[Underground Level Two areas \(006 - 009\)](#)

[Ground Level One areas \(010 - 014\)](#)

[Ground Level Two areas \(015 - 024\)](#)

[Ground Level Three areas \(025 - 030\)](#)

[Ground Level Four areas \(031 - 033\)](#)

[Ground Level Five areas \(034 - 041\)](#)

[Ground Level Six areas \(042 - 050\)](#)

Ground Level Seven areas (051 - 055)

[Ground Level Eight areas \(056 - 060\)](#)

Ground Level Seven areas:

Area 051

location: G7 east staircase.

designation: Hidden staircase passage.

description: The hidden stone staircase (staircase G) is not concealed on this floor. It spirals cw down to G6, and opens into a passage that accesses G7. A wide glass paned window located near the top of the staircase provides partial illumination.

floor: stone.

walls: stone.

ceiling: passage: 12' stone, vaulted. staircase: 7' stone, sloping.

Area 052

location: G7 south chamber.

designation: Laboratory.

description: This is an extensive and well-stocked alchemical laboratory. A large forge and bellows dominates the south wall, and twin fireplaces provide additional heat sources for various experiments. Four glass paned windows provide lighting. A stone staircase (staircase J) in the center of this floor spirals cw up to G8.

floor: stone.

walls: stone.

ceiling: room: 12' stone, vaulted. staircase: 7' stone, sloping.

Area 053

location: G7 west passage.

designation: Passage.

description: This short corridor provides the only open access to this floor from G6.

floor: stone.

walls: stone.

ceiling: 12' stone, vaulted.

Area 054

location: G7 west staircase.

designation: Staircase.

description: A stone staircase (staircase H) spirals cw up to G8 and ccw down to G6. The staircase opens into a landing that accesses G7. The staircase door is locked from the interior passage, and not from the staircase side.

floor: stone.

walls: stone.

ceiling: passage: 12' stone, vaulted. staircase: 7' stone, sloping.

Area 055

location: G7 north chamber.

designation: Storage.

description: This large room is filled with all manner of odd items. Crates and barrels fill the room, and cages with a variety of small animals are arranged in the center of the floor. Two fireplaces provide warmth for the room, and four glass paned windows provide lighting.

floor: stone.

walls: stone.

ceiling: room: 12' stone, vaulted.

[Darkfuries: Castles and Keeps](#) Copyright © 2002 by Brian K. Moseley. All rights reserved.

Lurfell Tower

(Fortification 003)

Introduction

[Underground Level One areas \(001 - 005\)](#)

[Underground Level Two areas \(006 - 009\)](#)

[Ground Level One areas \(010 - 014\)](#)

[Ground Level Two areas \(015 - 024\)](#)

[Ground Level Three areas \(025 - 030\)](#)

[Ground Level Four areas \(031 - 033\)](#)

[Ground Level Five areas \(034 - 041\)](#)

[Ground Level Six areas \(042 - 050\)](#)

[Ground Level Seven areas \(051 - 055\)](#)

Ground Level Eight areas (056 - 060)

Ground Level Eight areas:

Area 056

location: G8 south chamber.

designation: Tower lord's bedroom.

description: This large room is the opulent bedchamber for the tower's ruling lord. A four post canopy bed rests upon a raised section of the floor and dominates the center of the room. A great hearth and twin fireplaces span the south wall, and four glass paned windows provide illumination. Armoires, bookcases, chests and other furnishings fill this room.

floor: stone.

walls: stone.

ceiling: 15' stone tile, peaked roof.

Area 057

location: G8 west passage.

designation: Passage.

description: This short corridor provides the only open access to this floor from G7. The iron bound oak door opening to the staircase is locked from the passage, and not from the staircase side.

floor: stone.

walls: stone.

ceiling: 15' stone tile, peaked roof.

Area 058

location: G8 west staircase.

designation: Staircase.

description: A stone staircase (staircase H) spirals ccw down to G7. The staircase opens into a landing that accesses G8 and the upper balcony.

floor: stone.

walls: stone.

ceiling: 12' stone tile, peaked roof.

Area 059

location: G8 north chamber.

designation: Library.

description: This large room is filled with bookshelves lined with hundreds of volumes. Two fireplaces provide illumination and warmth, and four glass paned windows provide illumination.

floor: stone.

walls: stone.

ceiling: 15' stone tile, peaked roof.

Area 060

location: G8 balcony.

designation: Upper balcony.

description: This wide balcony rings the top of the tower. It is encircled by a thin stone half wall parapet.

floor: stone.

walls: stone.

[Darkfuries: Castles and Keeps](#) Copyright © 2002 by Brian K. Moseley. All rights reserved.

Pelgurn Tower

(Fortification 004)

Introduction

[Underground Level One areas \(001 - 002\)](#)

[Ground Level One areas \(003 - 010\)](#)

[Ground Level Two areas \(011 - 019\)](#)

[Ground Level Three areas \(020 - 032\)](#)

[Ground Level Four areas \(033\)](#)

Introduction:

Pelgurn Tower is an old fortress that has seen service for a number of generations. Pelgurn is a good example of a transitional tower that has been rebuilt many times through the years. Given the architectural differences and obvious signs of reconstruction, it is apparent that Pelgurn was originally a singular rectangular tower. The tower has withstood many attacks, and has been severely damaged on more than one occasion. It is likely that most, if not all, of the south wall collapsed at some point. And it is probable that the two southern tower wings were constructed during the rebuilding of the tower's south wall.

Pelgurn Tower rises to a height of 66'. It is accessed by a flight of stairs built in the courtyard. A counterbalanced drawbridge set on a pivot allows the stairs to reach the tower entrance on the second floor.

The underground floor is constructed beneath the original tower. It contains a crypt, which is presently sealed from the remainder of the tower. The tower's current inhabitants may or may not be aware of the crypt's existence. The crypt has sustained some structural damage, but is still serviceable. The newer tower wings do not have any chambers underground, and their foundation construction is noticeably different from the original tower.

Floorplan Notes:

- Areas are listed sequentially, and numbered as close as possible in physical proximity by floorplan level.
- Unless otherwise stated, all floor, wall and ceiling composition entries of "stone" indicate cut granite block.
- U1 (underground level 1): crypt. floor depth 20' beneath exterior terrain.
- G1 (ground level 1): storage. floor at same height as exterior terrain.
- G2 (ground level 2): tower entrance, kitchen, great hall, armory. beginning height 20'.
- G3 (ground level 3): barracks, bedchambers. beginning height 40'.
- G4 (ground level 4): roof. beginning height 60'.

Pelgurn Tower

(Fortification 004)

Introduction

Underground Level One areas (001 - 002)

[Ground Level One areas \(003 - 010\)](#)

[Ground Level Two areas \(011 - 019\)](#)

[Ground Level Three areas \(020 - 032\)](#)

[Ground Level Four areas \(033\)](#)

Underground Level One areas:

Area 001

location: U1 east chamber.

designation: Crypt.

description: This room contains a number of stone coffins. The northwest corner of the crypt has suffered some structural damage, collapsing the corner and overturning one of the coffins. Twin doors on the west wall access the main crypt. A stone staircase (staircase A) in the southeast corner spirals cw up to G1.

floor: stone.

walls: stone.

ceiling: room: 9' stone, vaulted. staircase: 7' stone, sloping.

Area 002

location: U1 west chamber.

designation: Crypt.

description: The coffins in this chamber are elaborately carved, and doubtless contain the remains of persons of some importance. The northeast corner of the crypt shows signs of structural weakening, but remains intact.

floor: stone.

walls: stone.

ceiling: 9' stone, vaulted.

[Darkfuries: Castles and Keeps](#) Copyright © 2002 by Brian K. Moseley. All rights reserved.

Pelgurn Tower

(Fortification 004)

[Introduction](#)

[Underground Level One areas \(001 - 002\)](#)

Ground Level One areas (003 - 010)

[Ground Level Two areas \(011 - 019\)](#)

[Ground Level Three areas \(020 - 032\)](#)

[Ground Level Four areas \(033\)](#)

Ground Level One areas:

Area 003

location: G1 northwest chamber.

designation: Storage.

description: This room contains crates and barrels of dry foodstuffs and provisions. A stone staircase in the northwest corner (staircase B) spirals cw up to G2.

floor: stone.

walls: stone.

ceiling: 12' stone, vaulted.

Area 004

location: G1 northeast chamber.

designation: Storage.

description: This room contains bins, crates and casks of dry foodstuffs and provisions.

floor: stone.

walls: stone.

ceiling: 12' stone, vaulted.

Area 005

location: G1 north chamber.

designation: Latrine cesspit.

description: This pit is a sewage reservoir that must be routinely emptied. Three latrine chutes dump into this pit.

floor: stone.

walls: stone.

ceiling: 7' stone, flat.

Area 006

location: G1 center staircase passage.

designation: Hidden staircase.

description: This short passage is concealed behind a secret door. The stone staircase (staircase A) spirals cw down to U1.

floor: stone.

walls: stone.

ceiling: passage: 9' stone, vaulted. staircase: 7' stone, sloping.

Area 007

location: G1 southeast chamber.

designation: Storage.

description: This room contains the tower's main reserve of firewood and ground flour.

floor: stone.

walls: stone.

ceiling: 19' wood, flat.

Area 008

location: G1 southeast staircase passage.

designation: Staircase passage.

description: This stone staircase (staircase C) opens onto a small landing on this floor, and spirals cw up to G2.

floor: stone.

walls: stone.

ceiling: passage: 9' stone, flat. staircase: 7' stone, sloping.

Area 009

location: G1 southwest chamber.

designation: Storage.

description: This room contains kegs, casks and bottles of wine and other spirits.

floor: stone.

walls: stone.

ceiling: 19' wood, flat.

Area 010

location: G1 southwest corner.

designation: Well shaft.

description: Fresh water supply. This well shaft is constructed through the wall of the tower, allowing water to be drawn on G1, G2 and G3.

floor: stone.

walls: stone.

ceiling: shaft depth 50'.

[Darkfuries: Castles and Keeps](#) Copyright © 2002 by Brian K. Moseley. All rights reserved.

Pelgurn Tower

(Fortification 004)

Introduction

Underground Level One areas (001 - 002)

Ground Level One areas (003 - 010)

Ground Level Two areas (011 - 019)

Ground Level Three areas (020 - 032)

Ground Level Four areas (033)

Ground Level Two areas:

Area 011

location: G2 entrance.

designation: Entry stairs.

description: A long "L"-shaped stone staircase is constructed in the outer courtyard, rising 20' to the height of the tower's second floor. A counter-balance drawbridge can be lowered across the gap between the tower and the staircase, allowing access to the tower entrance.

floor: stone.

Area 012

location: G2 entrance.

designation: Tower entrance.

description: This small entry hall is defended by a single arrow loop window alcove. The room narrows, and entry into the tower interior is through a single doorway.

floor: stone.

walls: stone.

ceiling: 12' stone, vaulted.

Area 013

location: G2 northwest staircase gallery.

designation: Staircase gallery.

description: This corridor contains two arrow loop alcoves facing toward the exterior entry stairs, and a single arrow loop alcove faces the entry hall. A stone staircase (staircase B) on the northwest corner spirals cw up to G3 and ccw down to G1. The corridor is used for miscellaneous storage.

floor: stone.

walls: stone.

ceiling: gallery: 9' stone, vaulted. alcoves: 7' stone, flat. staircase: 7' stone, sloping.

Area 014

location: G2 north chamber.

designation: Great hall.

description: This large room is where the castle's ruling lord and family, and many of the tower's garrison, spend the majority of their time. The hall serves many uses, and the daily routine of the tower is often conducted here. A great hearth on the east wall provides warmth. Four arrow loop alcoves line the north wall, and two arrow loop alcoves, one to each side of the hearth, are on the east wall. A latrine room is built into the northeast corner.

floor: stone.
walls: stone.
ceiling: room: 12' stone, vaulted. alcoves: 9' stone, flat. latrine: 9' stone, flat.

Area 015

location: G2 southeast staircase gallery.
designation: Staircase gallery.
description: This corridor contains two three arrow loop alcoves on the east wall. A stone staircase (staircase C) on the southeast corner spirals cw up to G3 and ccw down to G1. The corridor is used for miscellaneous storage.
floor: stone.
walls: stone.
ceiling: gallery: 9' stone, vaulted. alcoves: 7' stone, flat. staircase: 7' stone, sloping.

Area 016

location: G2 southeast chamber.
designation: Armory.
description: This room contains an array of weapons and armors for use by the tower's defenders. Three arrow loop alcoves provide illumination for the room.
floor: wood.
walls: stone.
ceiling: room: 19' wood, flat. alcoves: 7' stone, flat.

Area 017

location: G2 south gallery.
designation: Gallery.
description: This short corridor connects the two south wings. The gallery has a single arrow loop alcove, and is used for miscellaneous storage.
floor: stone.
walls: stone.
ceiling: room: 9' stone, vaulted. alcoves: 7' stone, sloping.

Area 018

location: G2 southwest chamber.
designation: Kitchen.
description: Two fireplaces line the west wall, and three arrow loop alcoves provide ventilation and lighting.
floor: wood.
walls: stone.
ceiling: room: 19' wood, flat. alcoves: 7' stone, flat.

Area 019

location: G2 southwest corner.
designation: Well shaft.
description: Fresh water supply. This well shaft is constructed through the wall of the tower, allowing water to be drawn on G1, G2 and G3.
floor: stone.
walls: stone.
ceiling: shaft depth 70'.

[Darkfuries: Castles and Keeps](#) Copyright © 2002 by Brian K. Moseley. All rights reserved.

Pelgurn Tower

(Fortification 004)

Introduction

Underground Level One areas (001 - 002)

Ground Level One areas (003 - 010)

Ground Level Two areas (011 - 019)

Ground Level Three areas (020 - 032)

Ground Level Four areas (033)

Ground Level Three areas:

Area 020

location: G3 west staircase gallery.

designation: Staircase gallery.

description: This gallery connects the main tower to the southwest wing. Four arrow loop alcoves line the west wall. A stone staircase (staircase B) in the northwest corner spirals cw up to G4 and ccw down to G2.

floor: stone.

walls: stone.

ceiling: gallery: 9' stone, vaulted. alcoves: 7' stone, flat. staircase: 7' stone, sloping.

Area 021

location: G3 north gallery.

designation: Gallery.

description: This gallery connects the rooms of the main tower on this floor. Two arrow loop alcoves facing to the north. The gallery east end contains a latrine room.

floor: stone.

walls: stone.

ceiling: gallery: 15' wood, flat. alcoves and latrine: 7' stone, flat.

Area 022

location: G3 northwest chamber.

designation: Bedroom.

description: This bedroom contains a four post bed and modest furnishings.

floor: stone.

walls: stone.

ceiling: 15' wood, flat.

Area 023

location: G3 southwest chamber.

designation: Bedroom.

description: This bedroom contains a four post bed and modest furnishings.

floor: stone.

walls: stone.

ceiling: 15' wood, flat.

Area 024

location: G3 southeast chamber.
designation: Bedroom.
description: This bedroom contains a four post bed and modest furnishings.
floor: stone.
walls: stone.
ceiling: 15' wood, flat.

Area 025

location: G3 northeast chamber.
designation: Bedroom.
description: This bedroom contains a four post bed and modest furnishings.
floor: stone.
walls: stone.
ceiling: room: 15' wood, flat.

Area 026

location: G3 east chamber.
designation: Tower lord's bedroom.
description: This large bedroom is shared by the tower's ruling family. It contains a four post bed, an armoire, chests, writing desk and other furnishings. A private latrine room is built in the northeast corner, and a great hearth on the east wall warms the bedroom. A single arrow loop alcove provides partial lighting.
floor: stone.
walls: stone.
ceiling: 15' wood, flat. latrine: 7' stone, flat.

Area 027

location: G3 east wall.
designation: Balcony.
description: This small balcony extends from the tower's east wall, some 60' above the exterior terrain.
floor: stone.
walls: stone.

Area 028

location: G3 southeast staircase.
designation: Staircase passage.
description: The stone staircase (staircase C) in the southeast corner spirals cw up to G4 and ccw down to G2.
floor: stone.
walls: stone.
ceiling: passage: 9' stone, flat. staircase: 7' stone, sloping.

Area 029

location: G3 southeast chamber.
designation: Barracks.
description: This room quarters the bulk of the tower's garrison. Four arrow loop alcoves illuminate the room.
floor: wood.
walls: stone.
ceiling: room: 19' wood, flat. alcoves: 7' stone, flat.

Area 030

location: G3 south gallery.

designation: Gallery.

description: This short corridor connects the two south wings. The gallery has a single arrow loop alcove, and is used primarily for additional weapons storage.

floor: stone.

walls: stone.

ceiling: room: 9' stone, vaulted. alcoves: 7' stone, sloping.

Area 031

location: G3 southwest chamber.

designation: Servants' chamber.

description: This room quarters the tower's servants. Two arrow loop alcoves illuminate the room, and twin fireplaces provide warmth.

floor: wood.

walls: stone.

ceiling: room: 19' wood, flat. alcoves: 7' stone, flat.

Area 032

location: G3 southwest corner.

designation: Well shaft.

description: Fresh water supply. This well shaft is constructed through the wall of the tower, allowing water to be drawn on G1, G2 and G3.

ceiling: 6' stone, domed. shaft depth 90'.

[Darkfuries: Castles and Keeps](#) Copyright © 2002 by Brian K. Moseley. All rights reserved.

Pelgurn Tower

(Fortification 004)

[Introduction](#)

[Underground Level One areas \(001 - 002\)](#)

[Ground Level One areas \(003 - 010\)](#)

[Ground Level Two areas \(011 - 019\)](#)

[Ground Level Three areas \(020 - 032\)](#)

Ground Level Four areas (033)

Ground Level Four areas:

Area 033

location: G4 roof.

designation: Tower roof.

description: This is the crenellated stone top of the tower. The crenellations are 42" in height. Three chimney stacks rise out of the tower walls. In the northwest and southeast corners, stone staircases spiral ccw down to G3. The interiors of the main tower and the two southern wings are covered with A-frame, wood shingle roofs constructed over flat, wood sub-roofs.

[Darkfuries: Castles and Keeps](#) Copyright © 2002 by Brian K. Moseley. All rights reserved.

Roshefain Keep

(Fortification 005)

Introduction

[Northwest Tower areas \(001 - 004\)](#)

[Southwest Tower areas \(005 - 013\)](#)

[Southeast Tower areas \(014 - 017\)](#)

[Northeast Tower \(Donjon\) areas \(018 - 034\)](#)

[Bailey areas \(035 - 044\)](#)

Introduction:

Roshefain Keep consists of five above-ground levels. Components of the keep include two small rectangular towers, a medium rectangular tower main keep, a small rounded tower, four sections of curtain wall, four bailey buildings and an exterior barbican leading to the gateway.

Floorplan Notes:

- Areas are listed sequentially, and numbered as close as possible in physical proximity by floorplan level.
- Unless otherwise stated, all floor, wall and ceiling composition entries of "stone" indicate cut granite block.
- G1 (ground level 1): first floor of all components. floor at same height as exterior terrain.
- G2 (ground level 2): second floor of all components. beginning height 15' above exterior terrain.
- G3 (ground level 3): curtain wall top. roof of northwest tower, third floor of other towers. beginning height 30'.
- G4 (ground level 4): fourth floor of main keep, roof of southern towers. beginning height 45'.
- G4 (ground level 5): roof of main keep. beginning height 60'.

[Darkfuries: Castles and Keeps](#) Copyright © 2002 by Brian K. Moseley. All rights reserved.

Roshefain Keep

(Fortification 005)

Introduction

[Northwest Tower areas \(001 - 004\)](#)

[Southwest Tower areas \(005 - 013\)](#)

[Southeast Tower areas \(014 - 017\)](#)

[Northeast Tower \(Donjon\) areas \(018 - 034\)](#)

[Bailey areas \(035 - 044\)](#)

Northwest Tower areas:

Area 001

location: Northwest Tower G1 chamber.

designation: Storage.

description: This is the foundation room of the northwest tower. It contains the keep's supply of ground floor. The stone staircase (staircase A) in the southeast corner spirals cw up to G2.

floor: stone.

walls: stone.

ceiling: room: 14' wood, flat. staircase: 7' stone, sloping.

Area 002

location: Northwest Tower G1.

designation: Hidden passage.

description: This short hidden passage connects the blacksmith forge and the northwest tower.

floor: stone.

walls: stone.

ceiling: 7' stone, flat.

Area 003

location: Northwest Tower G2 chamber.

designation: Kitchen.

description: Twin great hearths dominate this room. Arrow loop alcoves line the walls and provide illumination. The stone staircase (staircase A) in the southeast corner spirals ccw down to G1.

floor: stone.

walls: stone.

ceiling: room: 14' wood, flat. staircase: 7' stone, sloping.

Area 004

location: Northwest Tower G3 roof.

designation: Northwest Tower roof.

description: This is the crenellated top of the northwest tower and the curtain walls. Two massive chimney stacks effectively block easy access to the northern side of the tower. The crenellations

are 42" in height. On these two curtain wall segments, crenellations face both the keep exterior and the inner bailey. The center rectangular interior is covered with an A-frame, wood shingle roof constructed over a flat, wood sub-roof.

floor: stone.

walls: stone.

[Darkfuries: Castles and Keeps](#) Copyright © 2002 by Brian K. Moseley. All rights reserved.

Roshefain Keep

(Fortification 005)

Introduction

[Northwest Tower areas \(001 - 004\)](#)

Southwest Tower areas (005 - 013)

[Southeast Tower areas \(014 - 017\)](#)

[Northeast Tower \(Donjon\) areas \(018 - 034\)](#)

[Bailey areas \(035 - 044\)](#)

Southwest Tower areas:

Area 005

location: Southwest Tower G1 chamber.

designation: Barracks.

description: This room quarters a portion of the keep's garrison.

floor: stone.

walls: stone.

ceiling: 14' wood, flat.

Area 006

location: Southwest Tower G1 south wall.

designation: Gallery.

description: This gallery opens from the southwest tower into the curtain wall, and has numerous arrow loop alcoves that allow an effective barrage of defensive fire to be brought against opposing targets in the exterior barbican. Stone stairs (stairs C) in the tower's east wall lead up to G2.

floor: stone.

walls: stone.

ceiling: 9' stone, vaulted.

Area 007

location: Southwest curtain wall G1.

designation: Passage.

description: This short passage has an arrow loop alcove facing into the gateway interior and accesses the inner bailey.

floor: stone.

walls: stone.

ceiling: 9' stone, vaulted.

Area 008

location: Southwest Tower G2 chamber.

designation: Barracks.

description: This room quarters a portion of the keep's garrison. The stone stairs (stairs C) in the east wall lead down to G1, and a stone staircase (staircase D) in the northeast corner spirals cw up to G3.

floor: wood.
walls: stone.
ceiling: 14' wood, flat.

Area 009

location: Southwest Tower G2 east wall.
designation: Entry stairs.
description: An exterior stone staircase (staircase B) built against the tower's east wall rises from the bailey floor up to the curtain wall.
floor: stone.
walls: stone.

Area 010

location: South curtain wall G2.
designation: Gallery.
description: This gallery through the curtain wall has arrow loop alcoves facing toward the exterior barbican and into the inner bailey. The center of the gallery is above the keep gateway, and widens to facilitate access to the alcoves. In the floor of the gallery center is a murder slot through which hot oil can be poured upon attackers breaching the keep gate.
floor: stone.
walls: stone.
ceiling: 9' stone, vaulted.

Area 011

location: Southwest Tower G3 chamber.
designation: Chapel.
description: This is a small but well-maintained chapel. Doors in the tower walls allow access to the south and west curtain walls. The stone staircase (staircase D) in the northeast corner spirals cw up to G4 and ccw down to G2.
floor: wood.
walls: stone.
ceiling: 14' wood, flat.

Area 012

location: South curtain wall G3.
designation: Curtain wall top.
description: This is the crenellated top of the south curtain wall, accessed from the bailey by the stone stairs (stairs B) built against the east wall of the southwest tower. The crenellations are 42" in height. The thin inner wall facing the bailey is 18" in height. The southwest and southeast towers rise approximately 15' above the curtain wall.
floor: stone.
walls: stone.

Area 013

location: Southwest Tower G4 roof.
designation: Southwest Tower roof.
description: This is the crenellated top of the southwest tower, standing approximately 15' above

the curtain walls. The stone staircase (staircase D) that spirals ccw down to G3 is protected by a small shell tower. The crenellations are 42" in height. The center rectangular interior is covered with an A-frame, wood shingle roof constructed over a flat, wood sub-roof.

floor: stone.

walls: stone.

[Darkfuries: Castles and Keeps](#) Copyright © 2002 by Brian K. Moseley. All rights reserved.

Roshefain Keep

(Fortification 005)

Introduction

[Northwest Tower areas \(001 - 004\)](#)

[Southwest Tower areas \(005 - 013\)](#)

Southeast Tower areas (014 - 017)

[Northeast Tower \(Donjon\) areas \(018 - 034\)](#)

[Bailey areas \(035 - 044\)](#)

Southeast Tower areas:

Area 014

location: Southeast Tower G1 chamber.

designation: Guard room.

description: This is the foundation room of the southeast tower. It is lined with arrow loop alcoves and contains additional weapons for the keep garrison. The room accesses the inner bailey, and a stone staircase (staircase E) in the northeast corner spirals cw up to G2.

floor: stone.

walls: stone.

ceiling: 14' wood,flat.

Area 015

location: Southeast Tower G2 chamber.

designation: Armory.

description: This room contains the majority of the keep's arsenal of additional weapons. A stone staircase (staircase E) in the northeast corner spirals cw up to G3 and ccw down to G1.

floor: wood.

walls: stone.

ceiling: 14' wood,flat.

Area 016

location: Southeast Tower G3 chamber.

designation: Storage.

description: A large container of rock shot for the catapult fills this room. The stone staircase (staircase E) in the northeast corner spirals cw up to G4 and ccw down to G2. The room accesses the top of the east and south curtain walls.

floor: wood.

walls: stone.

ceiling: 9' stone, vaulted.

Area 017

location: Southeast Tower G4 roof.

designation: Southeast Tower roof.

description: This is the crenellated top of the southeast tower, standing approximately 15' above the curtain walls. The stone staircase (staircase E) that spirals ccw down to G3 is protected by a small shell tower. The crenellations are 42" in height.

floor: stone.

walls: stone.

[Darkfuries: Castles and Keeps](#) Copyright © 2002 by Brian K. Moseley. All rights reserved.

Roshefain Keep

(Fortification 005)

Introduction

[Northwest Tower areas \(001 - 004\)](#)

[Southwest Tower areas \(005 - 013\)](#)

[Southeast Tower areas \(014 - 017\)](#)

Northwest Tower (Donjon) areas (018 - 034)

[Bailey areas \(035 - 044\)](#)

Northwest Tower (Donjon) areas:

Area 018

location: Donjon G1 south wall.

designation: Postern.

description: A long stone stairway (stairs F) built against the exterior of the keep's east curtain wall leads down the motte.

floor: stone.

walls: stone.

Area 019

location: Donjon G1 south chamber.

designation: Storage.

description: Crates, barrels, casks and shelves of wine bottles fill this room. At the center of the donjon are stone stairs (stairs H) that lead up to G2.

floor: stone.

walls: stone.

ceiling: 9' stone, vaulted. stairs: 7' stone, sloping.

Area 020

location: Donjon G1 north chamber.

designation: Storage.

description: Two great kegs of beer, and casks of ale and mead are stored here.

floor: stone.

walls: stone.

ceiling: 9' stone, vaulted.

Area 021

location: Donjon G1 west wall.

designation: Hidden passage.

description: This short passage is built beneath the keep's second story entry landing, and accesses the hay storage shed in the bailey through a secret door.

floor: stone.

walls: stone.

ceiling: 7' stone, flat.

Area 022

location: North curtain wall G1.

designation: Latrine passage.

description: This passage through the curtain wall allows access to the latrine cesspit.

floor: stone.

walls: stone.

ceiling: 9' stone, vaulted.

Area 023

location: North curtain wall G1.

designation: Latrine cesspit.

description: This pit is a sewage reservoir that must be routinely emptied. Three latrine chutes empty into this pit. Two angled vents prevent overflow.

floor: stone.

walls: stone.

ceiling: 9' stone, vaulted.

Area 024

location: East curtain wall G2.

designation: Passage.

description: This passage through the curtain wall connects the donjon and the southeast tower.

floor: stone.

walls: stone.

ceiling: 9' stone, vaulted.

Area 025

location: Donjon G2 west wall.

designation: Entry landing.

description: Stone stairs (stairs G) built against the tower's west wall end in a long landing. Two doors, one into the donjon and one into the north curtain wall, are accessed from the landing.

floor: stone.

walls: stone.

Area 026

location: Donjon G2 south chamber.

designation: Parlor.

description: This room is the primary entrance into the donjon. A small spinning wheel, loom, bookcase, armoire and other comfortable furnishings complete this room. Arrow loop alcoves line the walls and provide illumination for the room. A stone staircase (staircase J) in the southwest corner spirals cw up to G3. At the center of the donjon are stone stairs (stairs H) that lead down to G1.

floor: stone.

walls: stone.

ceiling: 9' stone, vaulted. staircase and stairs: 7' stone, sloping.

Area 027

location: Donjon G2 north chamber.

designation: Storage.

description: This room is a convenient storage for provisions and firewood.

floor: stone.

walls: stone.

ceiling: 9' stone, vaulted.

Area 028

location: North curtain wall G2.

designation: Latrine gallery.

description: This gallery through the curtain wall accesses three latrines, and connects the donjon to the kitchen in the northeast tower. The gallery is lined with arrow loop alcoves facing both the keep exterior and into the inner bailey. Hidden behind privacy drapes, the latrines are small smelly cubicles consisting of a wooden bench and piles of hay. Each cubicle has an arrow loop alcove primarily for lighting and ventilation.

floor: stone.

walls: stone.

ceiling: 9' stone, vaulted.

Area 029

location: East curtain wall G3.

description: This is the crenellated top of the east curtain wall. The crenellations are 42" in height. The thin inner wall facing the bailey is 18" in height. The southeast tower stands approximately 15' above the curtain wall, while the donjon stands approximately 30' above the curtain wall top.

floor: stone.

walls: stone.

Area 030

location: Donjon G3 chamber.

designation: Great hall.

description: This room fills the third story of the donjon. The great hall is the heart of the keep, and is where the castle's ruling lord and family spend the majority of their time. Many of the keep's functions are held in the hall, and the keep's daily routine is often conducted here. Two great hearths dominate the east wall, and arrow loop alcoves illuminate the hall. A stone staircase (staircase J) in the southwest corner spirals cw up to G4 and ccw down to G2.

floor: stone.

walls: stone.

ceiling: 9' stone, vaulted. staircase: 7' stone, sloping.

Area 031

location: Donjon G4 west wall.

designation: Staircase gallery.

description: This gallery connects the rooms of the donjon's fourth story. It is lined with arrow loop alcoves. The stone staircase (staircase J) at the gallery's south end spirals cw up to G5 and ccw down to G3.

floor: stone.

walls: stone.

ceiling: 9' stone, vaulted. staircase and alcoves: 7' stone, sloping.

Area 032

location: Donjon G4 south chamber.

designation: Keep lord's bedroom.

description: This bedchamber is shared by the keep's ruling family. A great hearth warms the room, and arrow loop alcoves provide lighting.

floor: stone.

walls: stone.

ceiling: 14' wood, flat. alcoves: 7' stone, sloping.

Area 033

location: Donjon G4 north chamber.

designation: Bedroom.

description: This bedchamber quarters the officers commanding the keep's garrison. A great hearth warms and illuminates the room.

floor: stone.

walls: stone.

ceiling: 14' wood, flat.

Area 034

location: Donjon G5 roof.

designation: Donjon roof.

description: This is the crenellated top of the donjon, standing approximately 30' above the curtain walls. The stone staircase (staircase J) that spirals ccw down to G4 is protected by a small shell tower. The crenellations are 42" in height. The center rectangular interior is covered with an A-frame, wood shingle roof constructed over a flat, wood sub-roof, and two large chimneys rise from the east wall top.

floor: stone.

walls: stone.

[Darkfuries: Castles and Keeps](#) Copyright © 2002 by Brian K. Moseley. All rights reserved.

Roshefain Keep

(Fortification 005)

Introduction

[Northwest Tower areas \(001 - 004\)](#)

[Southwest Tower areas \(005 - 013\)](#)

[Southeast Tower areas \(014 - 017\)](#)

[Northeast Tower \(Donjon\) areas \(018 - 034\)](#)

Bailey areas (035 - 044)

Bailey areas:

Area 035

location: South curtain wall G1 exterior.

designation: Barbican.

description: This area is paved with cut granite stone, and enclosed by a 5' stone wall. barbican is the keep's first line of defense. The wall offers some protection to defenders on the barbican, and the wood bridge that allows access onto the barbican can be pulled in if required.

floor: stone.

walls: stone.

Area 036

location: South curtain wall G1.

designation: Keep entrance.

description: A pair of thick oak doors covered with iron bands and studs protect the keep entrance. The inner and outer gates each have a wicket gate. The corridor between the two gates has a murder slot in the ceiling, through which hot oil can be poured upon attackers should the outer gate be breached.

floor: stone.

walls: stone.

ceiling: 9' stone, vaulted.

Area 037

location: Southwest tower east wall.

designation: Stairs.

descripton: Stone stairs (stairs B) built against the east wall of the southwest tower allow access to the tower's second story and continue up to the south curtain wall top.

floor: stone.

walls: stone.

Area 038

location: Donjon west wall.

designation: Stairs.

descripton: Stone stairs (stairs G) built against the west wall of the donjon allow access to the donjon's second story and the latrine passage in the north curtain wall.

floor: stone.

walls: stone.

Area 039

location: Bailey east curtain wall.
designation: Carpenter.
floor: stone.
walls: stone and thick wood.
ceiling: 10' wood shingle, sloping roof.

Area 040

location: Bailey east curtain wall.
designation: Chandler.
floor: stone.
walls: stone and thick wood.
ceiling: 10' wood shingle, sloping roof.

Area 041

location: Bailey north curtain wall.
designation: Hay storage shed.
floor: dirt.
walls: stone, thick and thin wood.
ceiling: 10' thatch, sloping roof.

Area 042

location: Bailey north curtain wall.
designation: Hay storage shed.
floor: dirt.
walls: stone, thick and thin wood.
ceiling: 10' thatch, sloping roof.

Area 043

location: Bailey west curtain wall.
designation: Blacksmith's quarters.
floor: stone.
walls: stone, thick and thin wood.
ceiling: 10' wood shingle, sloping roof.

Area 044

location: Bailey northwest corner curtain wall.
designation: Blacksmith's forge.
floor: stone.
walls: stone, thick and thin wood.
ceiling: 10' wood shingle, sloping roof.