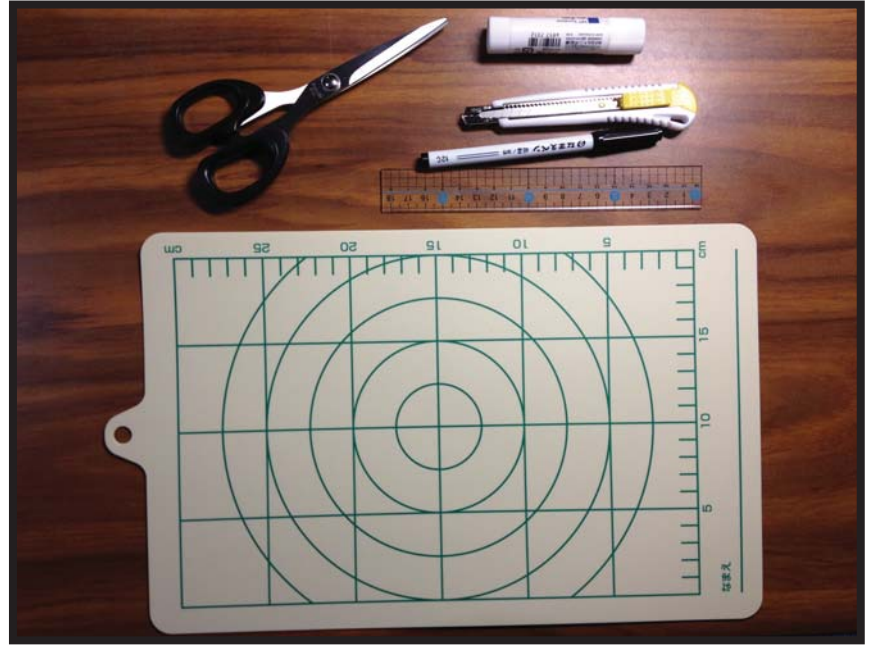


# Cutting Tutorial


## Materials

Scissors  
Black Marker  
Glue stick  
Exacto Knife  
Ruler  
Cutting Mat




1

**Cut the miniatures out with scissors.**




2

**Score the miniatures along the red line with an exacto knife.**



**3**

**Glue the back of the miniature and fold the paper together.**



**4**

**Wait until the glue dries then cut the miniature out with the knife. Stab and pull the knife to make clean cuts.**



**5**

**After you've cut out the miniature edge the model with a black marker.**

