




# Caethial's D&D Corner

A Game Developers D&D Stuff

## Gaming Table Build

Since my other post of the finished and slightly upgraded gaming table got such a huge response, i decided to post pictures of the full build. For those who are wondering, there really are no plans for the table, we had a general idea of how we wanted the table to turn out, but we made most of the decisions on it the day we built it.




Never miss a post! ✕



**caethial**


Caethial's D&D Corner

Follow



ARCHIVE






POSTS LIKES FOLLOWING ASK ME ANYTHING

ARCHIVE





POSTS LIKES FOLLOWING ASK ME ANYTHING

ARCHIVE



POSTS LIKES FOLLOWING ASK ME ANYTHING

ARCHIVE



POSTS LIKES FOLLOWING ASK ME ANYTHING

ARCHIVE





POST LIKES FOLLOWING ASK ME ANYTHING

ARCHIVE





POSTS LIKES FOLLOWING ASK ME ANYTHING

ARCHIVE





[POSTS](#) [LIKES](#) [FOLLOWING](#) [ASK ME ANYTHING](#)

[ARCHIVE](#)



POSTS LIKES FOLLOWING ASK ME ANYTHING

ARCHIVE





POSTS LIKES FOLLOWING ASK ME ANYTHING

ARCHIVE



POSTS LIKES FOLLOWING ASK ME ANYTHING ARCHIVE







ARCHIVE



POSTS LIKES FOLLOWING ASK ME ANYTHING ARCHIVE





POSTS LIKES FOLLOWING ASK ME ANYTHING

ARCHIVE







POSTS LIKES FOLLOWING ASK ME ANYTHING

ARCHIVE



POSTS LIKES FOLLOWING ASK ME ANYTHING

ARCHIVE



#d&d #dnd #Dungeons and Dragons #gaming #dnd shenanigans  
10,224 notes Sep 17th, 2017

SEE MORE POSTS LIKE THIS ON TUMBLR

#dnd

#gaming


#dnd shenanigans

#d&d

#Dungeons and Dragons

MORE YOU MIGHT LIKE





ARCHIVE

The Setup for my Home D&D game, table was built on New Year's Eve 2016, with two of my players and myself, the TV is a 40" Samsung smart tv connected to a dell precision 5720 27" 4K touchscreen workstation running Fantasy Grounds to manage campaign details, display maps and use tokens onscreen to represent characters.

Total cost not including the tv or workstation was about \$120.

#dnd #dnd 5e #dnd shenanigans #dungeons and dragons #d&d 5e #D&D

53,173 notes

↻ caethial



caethial

The Setup for my Home D&D game, table was built on New Year's Eve 2016, with two of my players and myself, the TV is a 40" Samsung smart tv connected to a dell precision 5720 27" 4K touchscreen workstation running Fantasy Grounds to manage campaign details, display maps and use tokens onscreen to

campaign details, display maps and use tokens onscreen to represent characters.

Total cost not including the tv or workstation was about \$120.

POSTS LIKES FOLLOWING ASK ME ANYTHING

ARCHIVE

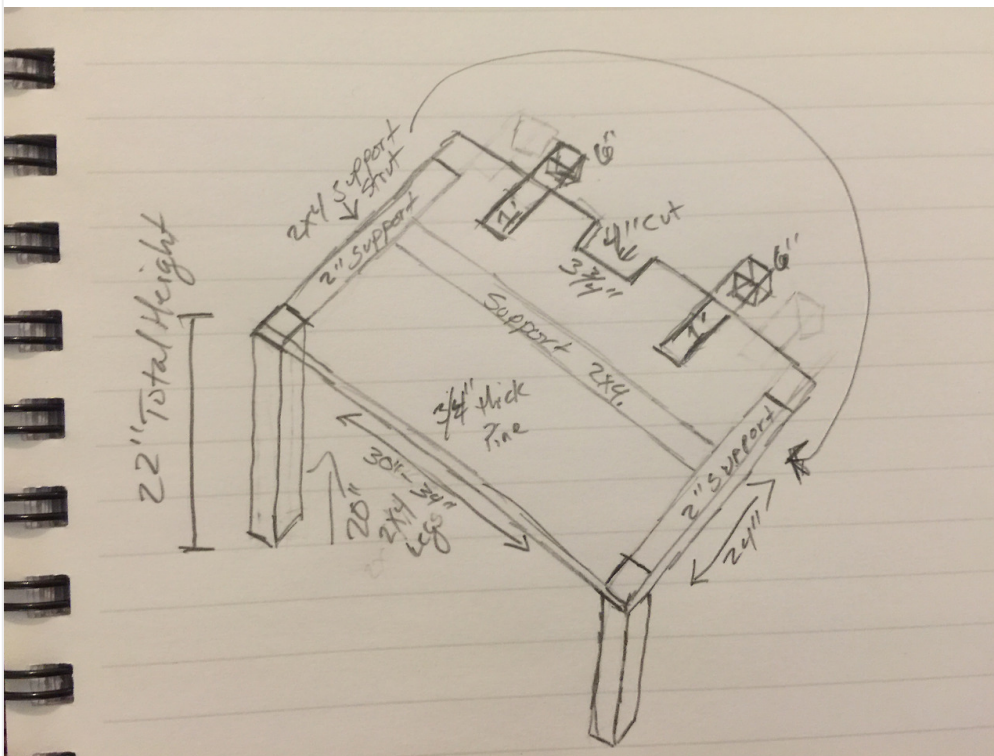


caethial

Crazy that this went viral a year ago!

#dnd #dnd 5e #dungeons and dragons #d&d 5e #D&D


53,173 notes



Here is the design for the DM Extension for the Digital Gaming Table. This section will be built tonight (11/25) and stained next weekend (Sunday 12/3) I will be posting pictures of the build over the next day or so.

#dungeons and dragons #d&d #woodworking #diy #Digital Gaming Table

10 notes





POSTS



FOLLOWING

ASK ME ANYTHING

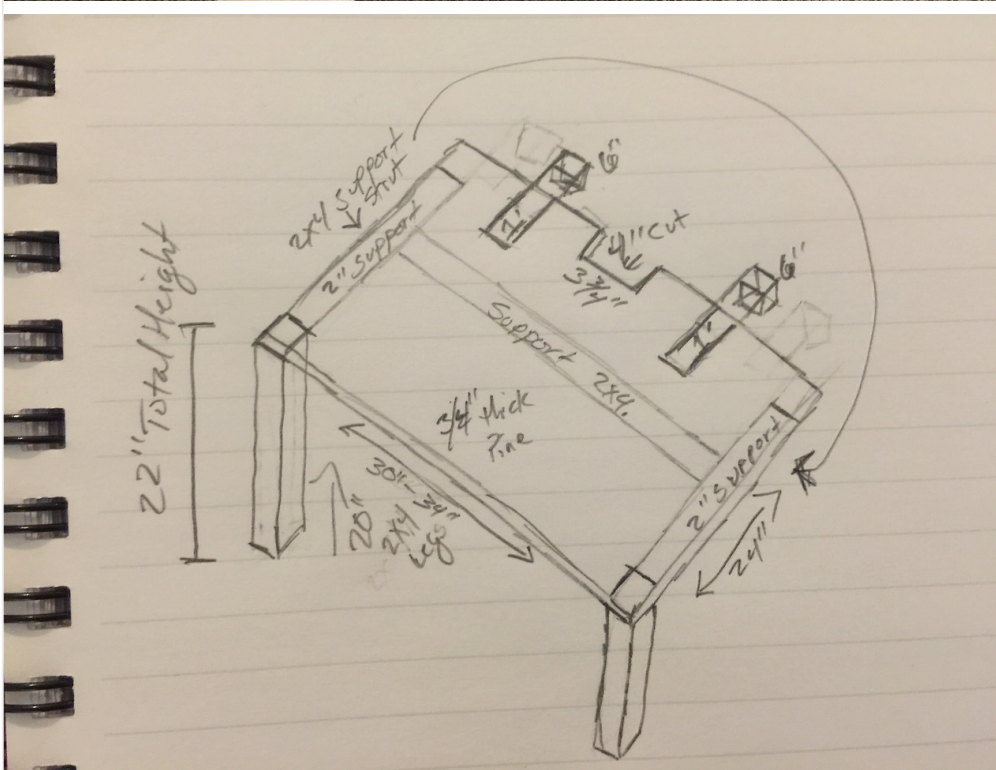
ARCHIVE





POSTS    LIKE    FOLLOWING    ASK ME ANYTHING

ARCHIVE



Finished Digital Gaming Table "DM" Extension. 1x 3/4"x34"x36" Pine board, 1x 2"x4" studd (for legs and supports) 2x metal brackets. Screws used 1 3/4" wood screws, 1/2" wood screws. 2x 2 1/2" wood screws..

Corners cut to match the table. Staining will be done soon.

#D&D #d&d 5e #d&d shenanigans #d&d stuff #DIY #woodworking

24 notes


POSTS

LIKES

FOLLOWING

ASK ME ANYTHING

ARCHIVE



Our Session for today, Getting close to the end. Only a few left.

Characters: Xanaphia, Corum, Morticia, Bohrs, Eonis.

Ignore the two flipping off the camera, that's their thing...

#d&d homebrew #d&d 5e #d&d

23 notes





ARCHIVE

Caethial's D&D Corner turned 2 today!

#tumblr birthday #tumblr milestone

1 note

**sadisticdemonlord** asked:



What are the dimensions on your gaming table?

The table itself is 72"x55" and 40" high

3 notes

**raquelrosebrown-blog-deactivate** asked:



Hey, I am trying to replicate your D&D table for my husband and I for Christmas. Do you have a blue print for the build for the table? I see you have the extension for the workstation but I am more curious about the table. It would be greatly appreciated :) Thank you

I'm sorry, the table itself was done on the fly, there are no blueprints for it unfortunately



Show more

POSTS

LIKES

FOLLOWING

ASK ME ANYTHING

ARCHIVE

