

BADZONE DELTA-7

What follows are rules for using the contents of the Badzone Delta-7 set. Players can agree to use them when setting up a Zone Mortalis battlefield, adding them to the tiles that are available.

In addition, at the end of these rules you will find a reprint of The Gauntlet, a special scenario first published in *White Dwarf*, which uses multiple Badzone Delta-7 tiles to form what must surely be the most challenging battlefield any gang could possibly encounter!

USING THESE RULES ON SECTOR MECHANICUS BATTLEFIELDS

Many of the rules that follow can easily be adapted for use on a Sector Mechanicus battlefield. In most cases, this is simply a matter of creating a bespoke terrain feature of suitable size, shape and appearance to represent the terrain feature as it is portrayed on the tile; however, if any additional guidelines are needed, they will be found alongside the relevant entry.

ON A SECTOR MECHANICUS BATTLEFIELD...

When setting up terrain for a Sector Mechanicus battlefield, a suitable terrain feature (perhaps an idol or altar) can be used in place of the Ritual Circle.

CULT RITUAL CHAMBER

No world in the vast Imperium is immune to the taint of the Ruinous Powers, and on Necromunda its touch is as likely to be felt in the gilded salons of the spire-palaces as it is in the nighted domes of the underhive and in the overcrowded hab-zones in between. Cultists of the Chaos gods often hide their ritual gatherings by meeting in sectors entombed by rubble and waste from the upper levels or accessible only through hidden openings. Those who discover such chambers are often driven insane by unheard ramblings and scarred by unseen hands. Those few who escape unharmed and with their sanity intact are considered the fortunate ones, no matter how terrified they may be from witnessing their fellows being slowly corrupted by the laughter of thirsting gods...

If a fighter ends their activation within 6" of the Ritual Circle, make a Willpower check for them. If the check is failed, the fighter immediately becomes subject to the Insanity condition, as described on page 60 of the *Necromunda Rulebook*.



COLLAPSED SECTIONS

While the metres-thick flooring plates of the hive were constructed to remain strong for thousands of years, some sections are often subjected to the touch of harshly corrosive chemicals, the natural traffic of a trade hub or recreational facility or, particularly on the lower levels, cataclysmic hive quakes. Events such as these force entire sectors to be abandoned, thus furthering the growth of the hive as it builds ever skyward. However this section collapsed, and the river of waste from the upper hive has already begun to fill the mostly abandoned lower section and solidify around the fallen ruins in the hive's twisted self-regeneration. While such abandoned sections can prove valuable to those who would pillage the depths of the hive, these collapsed floors have caused the downfall of entire gangs as the already-weakened floor gives way to their deaths below.



A Collapsed Section features one or more large Pitfalls.

PITFALLS

Pitfalls are treated just like gaps, as described on page 63 of the *Necromunda Rulebook*. Fighters can attempt to leap across Pitfalls in exactly the same way as they would leap across any other gap.

Additionally, Pitfalls are Falling Hazards and a fighter risks falling into a Pitfall should they go from Standing to Prone whilst within $\frac{1}{2}$ " of a Pitfall. Should this happen, the fighter must make an Initiative check. If the check is passed, nothing happens. If the check is failed or if a natural 1 is rolled, the fighter will fall into the Pitfall. When a fighter falls into a Pitfall, they immediately go Out of Action and, during a campaign game, a single roll is made on the Lasting Injuries table, representing the fighter falling into a different level of the underhive.

Finally, if a weapon with the Blast trait is used and the centre of the Blast marker ends on a Collapsed Section tile, roll a D6 for each fighter on that tile. If the test is failed, the floor shifts and the fighter is moved D3" towards the nearest Pitfall (potentially falling if they move into it).



ON A SECTOR MECHANICUS BATTLEFIELD...

Pitfalls or Collapsed Sections can be represented on the ground level of a Sector Mechanicus battlefield. Craters or gratings with sections missing are an ideal way to represent such hazards. Players may also wish to set up a battlefield where there is no ground level; perhaps all the action could take place on gantries and walkways, making falling truly hazardous!




ARCHAEOTECH DEVICE

The sprawl of tunnels that runs the breadth of the underhive is dotted with examples of ancient technology, some of it still working. Often found in chambers bedecked with icons and sigils unknown to all but the adepts of the Adeptus Mechanicus, these relics are valuable resources for any gang with an interest in technology – or with an interest in extorting credits from technology. In most cases these chambers would have been hidden behind multiple security measures, and possibly only accessible by the Adeptus Mechanicus or other apprentices sufficiently blessed to enter, but in the ancient press of the lower hive such measures have long-since been forgotten. Miraculously, some such devices still seem to function, a sign of either the Omnissiah's continued blessing or, more likely, a valuable hidden power source.

A Standing and Active fighter within 1" of the Console can perform the following action:

Activate Device (Basic): Make an Intelligence check for the fighter. If it is passed, any weapons carried by any fighter who is currently standing at least partially on the Platform of the Archaeotech Device gain the Shock trait for the remainder of this battle. If the check is failed, any fighter who is currently standing at least partially on the Platform of the Archaeotech Device becomes Pinned then takes D6 hits – resolved using the following weapon profile:



ON A SECTOR MECHANICUS BATTLEFIELD...

Most importantly, the terrain feature representing the Archaeotech Device should have a Console; if it does not, a Door Terminal can be placed adjacent to the device to count as the Console. If the terrain feature representing the Archaeotech Device does not have a 'Platform' or something similar, the Activate Console (Basic) action will affect any fighters that are within 3" of the terrain feature.

	Rng		Acc		S	AP	D	Am	Traits
	S	L	S	L					
Electric Shock	-	-	-	-	2	-	1	-	Shock



FURNACE FLOOR

A completely functional furnace in the underhive is a rare amenity, more so if it hasn't already been claimed by one of House Goliath's many gangs. These facilities are prized objectives for any gang looking to extract a deal with House Goliath. Even when contaminated with human remains, effluent or general waste from the hive above, such furnaces have become central to many inter-gang power struggles as deadly torture chambers, disposal units or even to curry favour with House Goliath or those in service to the Great House.

The Furnace is treated in the same way as a Pitfall, as described on page 2. However, in a campaign battle, no Lasting Injury roll is made for any fighter that falls into a Furnace; this automatically counts as a 61-65 (Critical Injury).

In addition, the heat haze is such that any ranged attacks made across the Furnace suffer an additional -1 to hit modifier.



ON A SECTOR MECHANICUS BATTLEFIELD...

A Furnace can be represented in many ways on a Sector Mechanicus battlefield. What's more, it does not have to be at ground level! You could model a huge furnace several stories high, or numerous smaller furnaces to represent a busy smelting works. These could be criss-crossed with overhead walkways and gantries that fighters might have to traverse, making the battlefield very hostile indeed.



VENTILATION TUNNEL

Even when the underhive was fully inhabited and functional, air from the less toxic regions of the atmosphere had to be pumped down to the lowest levels. As these tunnels and ducts were designed to function in low-power environments, in cases of natural disasters, sabotage and industrial failings, most of these systems remain functional, even within sectors that have completely collapsed. However, given their size, these tunnels can make an entire corridor impassable – many an unfortunate ganger has been caught by the airflow and drawn into the blades, and now few dare to move even a footstep closer than they must to pass.

If a fighter ends their activation within 6" of the Turbine, roll a D6 and add their Strength characteristic. If the result is 7 or more, they manage to brace themselves against the rushing wind. If the result is lower, they are moved D3" towards the centre of the Turbine.


If a fighter moves into the Turbine, they go Out of Action immediately. In a campaign battle, D3 Lasting Injury rolls are made against the fighter rather than the usual one.

Finally, if a Blast marker that is centred within 6" of the Turbine scatters, do not roll the Scatter dice – instead, the marker moves directly towards the centre of the Turbine.



ON A SECTOR MECHANICUS BATTLEFIELD...


As with a Furnace, there are many ways a Turbine can be represented on a Sector Mechanicus battlefield, and what's more, it doesn't even need to be set into the floor. One of the more interesting options is to have an upright Turbine mounted in a wall. Such terrain features can be placed at any level.



MALFUNCTIONING GENERATORIUM

The hives of Necromunda are ever-hungry for raw power to drive the ceaseless engines of industry, and once activated, a generator is rarely deactivated, instead functioning until such time as it fails and another is built to make up for the shortfall. Abandoned by their tech-cult custodians, such generators may still be of use to a gang which is bold or foolish enough to attempt to harness the unchained energies they yet produce.

The Generators on this tile block line of sight. While the Generators are active (i.e., unless they have been deactivated, as described below), if a fighter moves between two Generators or ends an action within 1" of a Generator, they are Pinned by the energy coursing around them, their activation ends and they suffer D3 hits, resolved using the following weapon profile:



	Rng		Acc		S	AP	D	Am	Traits
	S	L	S	L					
Arcing Electricity	-	-	-	-	4	-	1	-	Shock


A fighter within 1" of the Console can perform the following action:

Deactivate Generators (Basic): Make an Intelligence check for the fighter. If it is passed, the Generators are deactivated until the end of the round.

ON A SECTOR MECHANICUS BATTLEFIELD...

As with the Archaeotech Device, it is most important that the terrain feature representing the Generators should have a Console; if it does not, a Door Terminal can be placed adjacent to the device to count as the Console.

Generators should be placed in pairs – after all the greatest risk lies in passing between two – but there is no limit to how many can be placed.



SLUDGE FARM

'Sludge' is a colloquial term used by underhivers to describe any unidentifiable or unpleasant biological run-off from such vital processes as corpse-starch processing, effluent refining or bulk mycoprotein cultivation. The area is foul-smelling and dangerous, yet, as with most things in the underhive, as potentially valuable as it is perilous.

7

Sludge Vats follow the rules for Pitfalls (see page 2); however, a fighter that falls into a Sludge Vat is not taken Out of Action. Instead, they become Prone and Pinned within the Vat, and their activation ends immediately.

Next time the fighter is activated, they must perform two Move (Simple) actions to climb out of the Vat. At the end of this activation, they become Prone and Pinned at the edge of the Vat.

Lots of things can be found floating in sludge, many of which are best not examined too closely. However, sometimes a fighter may come across something valuable. When a fighter falls into a Sludge Vat, they will find D3xD3 credits. These are added to the gang's Stash immediately after the fighter climbs out of the Vat.

Note that the Sludge Vats on this tile are set into the ground, and as such do not block line of sight.



ON A SECTOR MECHANICUS BATTLEFIELD...

Sludge Vats do not have to be at ground level. As with other features, they could be modelled several stories high, or as very large, open areas. These can be criss-crossed with overhead walkways, gantries and platforms, with lots of ladders to different levels, giving fighters easy access to them.

FLOODED PASSAGE

While the uphive nobles sip on water imported at staggering expense from sources across the galaxy, downhivers must rely upon liquids recycled countless thousands of times over. The expense of a single flute of quantum-spun Cthellian ice-water would purchase sufficient liquid to sustain the workforce of an entire furnace zone for a whole shift. Even recyc-water has value in the underhives however, and some gangs disrupt vital pipelines and infrastructure as acts of petty sabotage against larger gangs and hated Clan Houses, or set elaborate traps using live power cords or acidic compounds.

At the end of each End phase, roll a D6 for each Prone and Seriously Injured fighter in the Flood Water. On a 1, their injuries are too great to keep their head above the water and the fighter slips beneath the surface – the fighter immediately goes Out of Action and, during a campaign game, a single roll is made on the Lasting Injuries table.



ON A SECTOR MECHANICUS BATTLEFIELD...

There are many ways to represent Flood Water on a Sector Mechanicus battlefield. From small pools of standing water used as scatter terrain, to large flooded areas, anything is possible, up to and including having the entire surface area of the battlefield covered in standing water at ground level.

SEWAGE CHANNEL

One of the staples of the diet fed to the industrial serfs of the Clan Houses is bulk mycoprotein, a foodstuff derived from fungus grown on the single most plentiful source of protein available in the hives. A constant stream of this biological waste flows downwards to feed the mycoprotein plants, and many gangs use such channels as ideal ambush points or as a convenient means of disposing of the corpse of a scragged rival.

If a fighter moves into the Open Sewer for any reason, or starts their activation within the Open Sewer, roll a D6 and add their Strength characteristic. If the result is 7 or more, the fighter maintains their footing. If the result is lower, they become Prone and Pinned. If a fighter began their activation within the Sewage Channel and was already Prone and Pinned, they are swept away by the fast-flowing current – the fighter immediately goes Out of Action and, during a campaign game, a single roll is made on the Lasting Injuries table.



ON A SECTOR MECHANICUS BATTLEFIELD...

Sewage Channels can be large or small. They could be simple sections of broken ground, revealing an open sewer below, or flowing rivers of effluent fighters must traverse. There is also no reason for an Open Sewer to be at ground level; they could be shown as overhead pipes with broken sections below small gaps or ledges, so that fighters leaping gaps or climbing between levels risk landing in an open sewer pipe should they fall!

PROMETHIUM CACHE


Most gangs in the underhive hoard scavenged materials in hidden corners. These caches can contain anything from food to munitions, but if a firefight breaks out around a promethium stockpile, it's only a matter of time before a stray shot leads to a massive fireball!

The Promethium Barrels and Fuel Tank on this tile can be targeted by ranged attacks as though they were fighters (they can also be hit by templates, Blast markers and stray shots – see pages 66 and 67 of the *Necromunda Rulebook*). If the Barrels and Fuel Tank are hit, roll a D6 and subtract the attacking weapon's Armour Penetration value. If the result is 4 or more, the shot is deflected. If the result is a 3 or less, a Barrel or the Fuel Tank itself is breached and there is a huge detonation.

Every fighter within 3" of a Barrel or the Fuel Tank is immediately Pinned, and suffers one hit – resolved using the following weapon profile:

	Rng		Acc		S	AP	D	Am	Traits
	S	L	S	L					
Burning promethium	-	-	-	-	5	-	2	-	Blaze

Once there has been a detonation, the Barrels and Fuel Tank can no longer be hit – however, the space they occupied, and the Spilled Fuel, are ablaze for the rest of the battle. If a fighter moves into the blaze, they suffer a hit using the above profile.



ON A SECTOR MECHANICUS BATTLEFIELD...

A Promethium Cache can be represented with any suitable barrels, fuel canisters or large storage tanks. The important thing is that the terrain feature should have a clearly defined footprint which can be used to show the area of burning promethium that remains after the terrain feature itself has exploded.





UNLIT CORRIDOR, UNLIT JUNCTION AND UNLIT CROSSROAD

Inevitably, generators fail and wiring corrodes, plunging entire sections of the hive into darkness. Lightless corridors can present both a blessing and a curse to gangs in any given sector. While some welcome the darkness and use it as an opportunity to spring elaborate ambushes, cover the setting of booby traps or make their escape, other, typically less experienced gangs foolishly stumble into such traps laid for them in the dark.

The Darkened Corridor, Junction and Crossroad tiles and fighters within them are subject to the Pitch Black rules on page 120 of the *Necromunda Rulebook*.

ON A SECTOR MECHANICUS BATTLEFIELD...

Obviously it is an easy matter to have an entire battlefield plunged into darkness using the Pitch Black rules. However, you may wish to experiment with the idea of having certain areas of the battlefield be in the dark and others illuminated. These could be areas behind or beneath other large terrain features, or secluded corners.




SECURE VAULT

As the hives grow ever upwards, once invaluable assets are abandoned and reclaimed by others. A secure vault might once have housed wealth sufficient to purchase an entire world, and a still functioning vault is of huge value to any underhive gang that can keep hold of it. They may serve as prisons, torture chambers, boltholes or armouries, for once locked from within, they are all-but impervious to intrusion.


When setting up the Secure Vault tile, a Door must be placed across the Vault's entrance. There must also be a Door Terminal on the outside of the Vault. The Vault Door has a Toughness of 8 and 4 Wounds. Ductways can never be set up so that they lead into the Vault.

When attempting to open the Vault Door, Force Door (Basic) actions succeed if the roll is 11 or higher (rather than the usual 9), and Access Terminal (Basic) actions suffer a -4 modifier to the Intelligence check (rather than the usual -2).



ON A SECTOR MECHANICUS BATTLEFIELD...


A Secure Vault can be denoted by the presence of any suitably large and secure door in any terrain feature. The vault beyond could even be portrayed by setting up a second, smaller battlefield (perhaps a Zone Mortalis battlefield), enabling fighters to enter the vault itself.



FUNGUS SPRAWL

The underhives of Necromunda are host to all manner of bizarre mutant flora, with some long-abandoned domes being entirely overrun by twisted forests of weirdly-glowing fungal forms, the air thick with choking clouds of drifting spores. None can say how such strains come into existence, but as with most things in the underhive, they are often put to use by those who live there, in most cases as food, medicine or lethal poison.

If a fighter ends their activation within 2" of the Fungus Sprawl, they suffer one hit – resolved using the following weapon profile:




	Rng		Acc		S	AP	D	Am	Traits
	S	L	S	L					
Fungal Spores	-	-	-	-	-	-	-	-	Gas

If a fighter has an item of wargear that protects them against attacks made by weapons with the Gas trait (such as a respirator or filter plugs), it can be used as normal.

Additionally, in scenarios using the Sneak Attack special rules, attackers who are within 2" of a Fungus Sprawl are easier to see due to the phosphorescent glow the fungus gives off. Add 1 to the result of the 2D6 roll to see whether they are spotted by a sentry.

ON A SECTOR MECHANICUS BATTLEFIELD...

A Fungus Sprawl can be represented by a suitable piece of scatter terrain, or by fungus modelled onto any other terrain feature. Provided it is easy to tell where the fungus begins and ends, anything goes!



WASTE COMPACTOR


Though nothing is ever truly disposed of within the hives of Necromunda, unwanted waste is often compacted for later recycling. The mechanisms by which such waste is disposed of are often used by underhive gangs as a means of torturing or executing captured rivals, and are especially useful in disposing of their corpses afterwards.

The Compactor follows the rules for Pitfalls (see Collapsed Sections); however, if a fighter falls into it, they are not taken Out of Action. Instead, they become Prone and Pinned within the Compactor, and their activation ends immediately.

Next time the fighter is activated, they must perform two Move (Simple) actions to climb out of the Compactor. At the end of this activation, they become Prone and Pinned at the edge of the Compactor.

Additionally, any Standing and Active fighter within 1" of the Console (and not within the Compactor!) can perform the following action:

Cycle Waste Compactor (Basic): Make an Intelligence check for the fighter. If this check is passed, the Waste Compactor briefly surges into life and any fighters in the Compactor are taken Out of Action. In a campaign battle, no Lasting Injury roll is made; this automatically counts as a 61-65 (Critical Injury).



ON A SECTOR MECHANICUS BATTLEFIELD...

A Waste Compactor can be almost any size or shape, from a small feature at ground level to a large feature several storeys high. As with other similar hazards, such features loan themselves very well to walkways, ledges and ladders, increasing the chances of an unwary fighter falling into the Waste Compactor's waiting jaws. What matters most is that the terrain feature should have a Console; if it does not, a Door Terminal can be placed adjacent to the device to count as the Console.

XENOS NESTING CHAMBER

Whether due to the intentional introduction of off-world fauna or the mutation of native lifeforms, the underhives of Necromunda are host to all manner of strange and often lethal strains, many of which lay their eggs in the deepest, darkest corners they can find. Such locations are extremely perilous to the unwary intruder, as quite apart from the biological hazards of contact with alien spores, whatever it was that laid them might return at any time!


If a fighter ends their activation within 1" of an Egg Sac, roll a D6. On a 1-3, they are attacked by Xenos Hatchlings – the fighter immediately becomes Prone and Pinned, and suffers D6 hits – resolved using the following weapon profile:



	Rng		Acc		S	AP	D	Am	Traits
	S	L	S	L					
Xenos Hatchlings	-	-	-	-	1	-	1	-	Rending

ON A SECTOR MECHANICUS BATTLEFIELD...

Much like a Fungus Sprawl, the presence of Xenos Egg Sacs can be represented by any suitable pieces of scatter terrain, or by egg sacs modelled onto any other terrain feature. What matters most is that it should be simple to tell where the Egg Sacs are, making measurement between them and any fighters easy.



SCENARIO: THE GAUNTLET

Get ready to run!

RUST TOWN RUN

For those who think the horror-infested depths of the underhive aren't dangerous enough – there's the Rust Town Run! This special scenario utilises the Necromunda Badzone Delta-7 tile set to create a twisting maze of death – pitting runners against hunters as one player tries to guide their gangers to glory, while the other tries to knock them into giant fans and blazing furnaces!

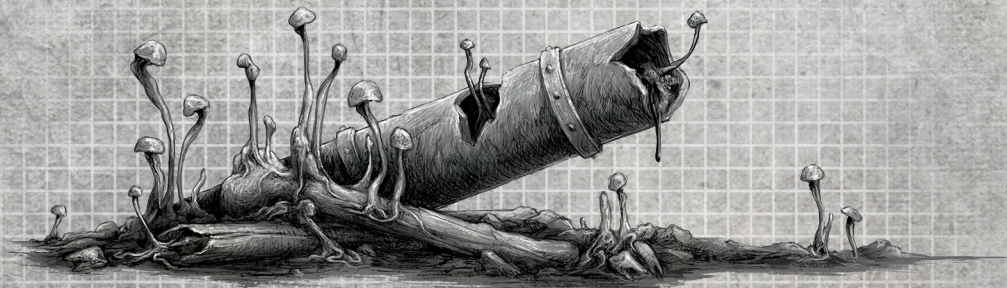
The Rust Town Run is legendary among the underhive inhabitants of Hive Primus. Every sump-scraper, dome runner and ripper herder has heard the tales of Bald Bryen's path of perils, and when news spreads of a gang willing to take on the Mayor of Rust Town's maze, hivers flock to see the action. Spectators cram themselves into vent shafts and drain irises, or gather around flickering pict-screens for a good view of the action. Fistfuls of scrip change hands as they bet on the runners, getting good odds on who is most likely to be eviscerated or the number of Juves who fall into the grinder. For a gang, the run is a chance to prove their worth and win glory for their House, plus maybe even snag one of Bald Bryen's 'chrono crystals' – rare gems worth a Guilder's ransom in creds.

Of course the Rust Town Run is more than just a dungeon of deadly perils and when a gang takes up the challenge, the call goes out for skilled killers to oppose them. There is no shortage of gangers willing to don the mantle of one of Bryen's hunters, the chance to stop a run in its tracks almost as prestigious as completing one.

No one knows for sure when Bald Bryen's Rust Town Run started or where the crazed mayor got the idea, though more than one Guilder has made the comparison between the Rust Town Run and stories of Helmawr's Gauntlet. When the great wheels of industry complete their long and prodigious revolution, Helmawr's scribes descend upon the Clan Houses to count the fruits of their labour and measure it against the hive tithe quotas. When these vast tallies are reckoned, one House stands at the top of the production output and another at the bottom. In his beneficence, Helmawr allows the lowly House a chance to reclaim its honour by sending its champions to complete his Gauntlet – a maze of punishment chambers designed to torment both mind and body. The other Houses can send their own champions to see that the lowly House stays in its place, and so take on a role not unlike Bald Bryen's hunters. If the lowly House can defeat Helmawr's Gauntlet then the Lord of Necromunda might grant them his forgiveness and a measure of the top House's output – all the more reason for the other Houses to make sure they fail. So it is for the Rust Town Run, and if a gang can win their way through, their fortunes will swell, almost always at the expense of the gang that failed to stop them.

ATTACKER AND DEFENDER

In this scenario, one gang is the attacker (known as the runners) and the other is the defender (known as the hunters). In a campaign, the player who chose this scenario is the attacker. In a skirmish, players should roll off and the winner decides whether they will attack or defend.



BATTLEFIELD

The Gauntlet has been set up by Bald Bryen so it is especially dangerous for the runners taking part (not to mention entertaining for the paying spectators). The battlefield is set up as shown on the map below, using the Badzone Delta-7 tiles:

Once the tiles have been placed, four doors are added as follows:

1. One double door on the Unlit Crossroad tile, in the lit gap closest to the bridge tile.
2. One single door on the Ventilation Turbine tile, where the one square gap is between wall and tile edge closest to the bridge.
3. One double door on the Ventilation Turbine tile where the hazard stripes are.
4. One double door at the entrance to the vault on the Secure Vault tile.

Finally, a single loot casket should be placed in the Vault (the grey room).

After the doors have been placed, the defender may add up to four barricades anywhere on the battlefield.

At the beginning of the battle, all doors are closed but not locked, with the exception of the Vault door which is of course locked!



CREWS

The attacker uses Custom Selection (D6+4) to choose their crew of runners. The defender uses Random Selection (D3+4) to choose their crew of hunters.

DEPLOYMENT

The attacker deploys first, placing their crew of runners anywhere within 6" of the centre of the Unlit Crossroad tile. The defender then deploys their crew of hunters as described by the From the Shadows special rule on page 17. The attacker has priority for the first round.



SPECIAL RULE: FROM THE SHADOWS

Bald Bryen likes to make sure the odds are stacked against the runners, and the Gauntlet is filled with hidden tunnels and hatches only the hunters have access to. At the start of the battle, the defender can set up their crew of hunters anywhere on the battlefield (with the exception of the Unlit Crossroad tile) or can choose to have them Lurking in the Shadows. Fighters that are Lurking in the Shadows take no part in the battle until they are deployed.

When it is the defenders' turn to activate a fighter, they can choose to either:

- Pass (taking no action).
- Activate a Ready fighter as normal.
- Move a fighter that is Lurking in the Shadows onto the battlefield (placing it anywhere on the battlefield at least 3" from an enemy fighter).
- Remove a Standing and Active or a Prone and Pinned fighter from the battlefield to Lurk in the Shadows once more.
- When a fighter that was Lurking in the Shadows is placed on the battlefield, they are not given a Ready marker; they are considered to have used their activation to enter the Gauntlet. At the beginning of the following round, the fighter is given a Ready marker and may be activated to take actions as normal.

SPECIAL RULE: SOMETHING TO PROVE

Once the run begins, it is all or nothing! In this scenario neither side need to make Bottle tests. However, if at the start of any round, half of the attacker's Crew (rounding fractions up) are Seriously Injured or Out of Action, the attacker may voluntarily bottle out.

TACTICS CARDS

The attacker can choose two Tactics cards. The defender shuffles their Tactics cards deck and draws two cards at random.

If during the pre-battle sequence the total credits value of fighters in one player's starting crew is less than their opponent's, they may randomly draw an additional Tactics card for each full 100 credits of difference.

OBJECTIVES

The attacker's objective is to break into the Vault and open the loot casket (retrieving the chrono crystal). The defender's objective is to stop all the runners by taking them all Out of Action.

ENDING THE BATTLE

The battle ends either when one of the runners opens the loot casket in the Vault, or if at the start of any round all of the fighters in either crew have gone Out of Action.

VICTORY

If the attacker claimed the chrono crystal, they are the winner. Otherwise, the defender is the winner.

REWARDS (CAMPAIGNS ONLY) CREDITS

Both sides are assumed to be involved in gambling over the outcome of the run and so both gangs will get 10 credits for each opposing Ganger or Juve taken Out of Action, 20 for each opposing Champion taken Out of Action and 40 if the opposing Leader is taken Out of Action. The attacker can also sell the chrono crystal (if they get it) for 2D6x20 credits, or hold onto it as it might be useful at some point in the future...

EXPERIENCE

- Each fighter who took part in the battle earns 1 XP.
- All fighters in the defender's crew gain an additional 1 XP for each attacker they take Out of Action.
- All fighters in the attacker's crew gain D3 XP if they reach the Vault tile.

REPUTATION

- Each gang gains 1 Reputation simply for taking part.
- The defender gains 1 additional Reputation if they win, while the attacker gains 3 additional Reputation if they are the winner.

