




Strontium Gaming™

Floorplans

Floorplans I ~ the Brigand Keep

by Bruce V. Edwards


This gaming material is provided free for personal use only. You may print these pages for use in your own RPG or miniatures games. This document may not be copied, redistributed, repackaged, or resold in any form. The entire contents are copyright ©2004 by Bruce V. Edwards



©2004 B V Edwards

This can be used as a lonely outpost, a border fort, or the fortified lair of an organized bandit gang. With luck, a band of ambitious adventurers might sieze the fort for their own base of operations.

The floorplans in this booklet can be printed for use on the tabletop with your fantasy game miniatures. A good paper choice is a heavy card stock (110 lb. or so, smooth finish); this works well in many printers and makes a suitably stiff playing surface.




© 2004 B V Edwards

An aerial view of the site. The doors are simple wooden gates, but built stoutly and capable of being blocked shut with bars and timbers. Wooden platforms line the inside of a 10 foot (3 meter) wall, allowing soldiers to defend the outer wall. The roof of the keep commands a good view of the surrounding area.

The fort has its own well, and a small paddock for horses.


The keep has two floors and a cellar; the only entrance is the main door in the southeast wall. The keep has open 'arrow-slit' type windows on both floors.



The ground floor features a two-room “office” space with a fireplace, and a guards’ ready room. The floor hatch near the stairs leads to the cellar.




The second floor has rooms for officers and troops. The wooden stairs lead up to the hatch in the roof.



roof

©2004 B.V. Edwards



The cellar has plenty of storage space and three cells with iron doors to keep your miscreants... or victims, as the case may be.