

BRITISH BATTLE INSIGNIA 1 1914-18



EDITOR: MARTIN WINDROW

OSPREY
MILITARY

MEN-AT-ARMS SERIES

182

BRITISH BATTLE INSIGNIA 1 1914-18

Text and colour plates by
MIKE CHAPPELL

Published in 1986 by
Osprey Publishing Ltd
59 Grosvenor Street, London W1X 9DA
© Copyright 1986 Osprey Publishing Ltd
Reprinted 1987, 1991

All rights reserved. Apart from any fair dealing for the purpose of private study, research, criticism or review, as permitted under the Copyright Designs and Patents Act, 1988, no part of this publication may be reproduced, stored in a retrieval system, or transmitted in any form or by any means, electronic, electrical, chemical, mechanical, optical, photocopying, recording or otherwise, without the prior permission of the copyright owner. Enquiries should be addressed to the Publishers.

British Library Cataloguing in Publication Data

Chappell, Mike

British battle insignia.—(Men-at-arms series; 182)

1: 1914-18

1. Great Britain. Army—Insignia—History

I. Title II. Series

355.1'4 UC535.G7

ISBN 0-85045-727-0

Filmset in Great Britain

Printed through Bookbuilders Ltd, Hong Kong

Dedication

This book is dedicated to the Librarian and staff of the Prince Consort's Library, Aldershot, in recognition of their courtesy and kindness. Much of the research for this book was undertaken with their help.

British Battle Insignia (1): 1914-18

Introduction

The British soldiers who marched off to war in 1914 were clothed in the recently-introduced drab (erroneously referred to as khaki) service dress. Their red coats, recognised for centuries as the mark of the British soldier, were put into store, with the remainder of their full dress, never to be universally issued again. In the 12 years that full dress and service dress had co-existed in the British Army, badges of rank, proficiency and good conduct had been adapted and transferred from the full dress tunic to the sleeves of the service dress jacket. Regimental badges were worn in service dress caps by all ranks, while most officers wore regimental collar badges, and all other ranks regimental shoulder titles. The insignia embossed on buttons is hardly worth consideration: most other ranks wore the national coat of arms, while officers and some other ranks wore buttons with a regimental device.

The British Army of 1914 therefore wore only regimental insignia. Unit designations were lettered 'in clear' on all vehicles, and on notice boards and camp flags. The only higher formation insignia were represented by pennants and flags flown at headquarters; brassards worn by staff; and legends on headquarter vehicles, all of which indicated precisely the formation involved. A casual observer could quite easily identify units and formation headquarters by simply reading the shoulder titles of the soldiers or the designations painted on their vehicles. It was to be some time before steps were taken to remedy this lapse in security.

'Battle insignia' of the Great War

By the time of the Armistice in November 1918, insignia in the British Army had undergone a considerable change. Regimental badges, always a source of unit pride and morale, remained, but were rarely seen in the front line. There, their place had



A modern reconstruction photograph of original uniform and equipment, as might be worn by a junior NCO of the 1st Bn., Lancashire Fusiliers, 29th Div., 1916. Visible on the helmet is the painted representation of the yellow hackle worn by the regiment in full dress; and, on the upper sleeve, the red triangular sign of 29th Division. Not visible here is the geometric 'primrose and rose' halved patch worn on the back to indicate unit and company.

been taken by a new form of heraldry, the 'battle patch', intended to conceal unit identification from all but those who needed to know it. Vehicles and signboards displayed divisional signs in place of the identification in plain language; and these signs were sometimes worn on uniform by troops, a fashion gaining momentum by 1918. Much of the loyalty formerly vested in the regiment had, by 1918, been transferred to the division, and its insignia was worn or displayed with a pride which



Clearly visible on the tailboard of this GS wagon, photographed in 1916, is the sign used on vehicles and signboards by the 25th Div., a red and white chequered device; and on the back of the driver's jacket the division's sign as worn on uniform, a red horseshoe. (Imperial War Museum)

reflected the achievement and sacrifice of the terrible battles of 1916–18.

The British Army of 1918—especially the British Expeditionary Force on the Western Front—thus presented a bewildering display of coloured devices on uniform, helmets, vehicles, guns, signboards and flags: devices which had no history earlier than the years of carnage since 1915, but which meant more to the men who wore them than many of the ancient and honourable devices on their traditional badges. This ‘battle insignia’, taken into use for purely practical reasons, had been elevated to the status of badges of honour by the war’s end. Nevertheless, with the demobilisation that followed the Armistice the British Regular Army establishment—anxious no doubt to return to ‘proper soldiering’—abolished the battle insignia of the war years. The Regular formations of the post-war period wore no divisional insignia on uniform to keep alive their

most recent, and most glorious traditions; only in the re-formed Territorial Army was an effort made to resurrect the battle insignia of the Great War.

With the disappearance of battle insignia very little effort was made to record what was a vast and complicated subject. The Imperial War Museum sent out a questionnaire to regiments in the period 1919 to about 1923, but these only went to Regular and Territorial units. Some regiments replied in great detail to the enquiry while others were dismissive. Few of the ‘New Army’ units had their schemes of battle insignia recorded for posterity, and the exercise was, at best, incomplete. A small book was published in the early 1920s by a Capt. Wheeler-Holohan, in which divisional signs were recorded. Unfortunately, a number of errors which had crept into the book have been perpetuated since. Few divisional histories recorded schemes of battle insignia, and many divisions published no history at all. Tracing the story of the adoption and modification of British battle insignia of the Great War is a difficult undertaking now that over 60 years have elapsed since their abolition; and the full picture may never emerge. However, it is hoped

that the information contained in this book will form a firm base for future research, and inspire enthusiasts and collectors to delve into this fascinating aspect of British military history. Items of Great War battle insignia do emerge from time to time; and there is much photographic material in the hands of collectors which needs identification.

Definition

Battle insignia may be defined as those devices worn on uniform and displayed upon flags, signboards, vehicles and guns to indicate unit or formation to those who needed to know the identity, while concealing the same from enemy Intelligence.

Terminology

Many names were given to the devices worn on uniform: 'flashes', 'patches', 'colours', etc. In seeking a term to use throughout this book, the name given by the Canadians to their scheme of uniform insignia has been borrowed, 'battle patches' being both apt and descriptive. The badges chosen by divisions in 1916 (in response to a GHQ directive) to paint on vehicles, etc, are called 'divisional signs' throughout this book; these divisional signs rarely changed, and are a fairly simple study. Battle patches usually formed part of a 'scheme' chosen and regulated by the individual division. No two divisional schemes were the same, and there was no direction governing the schemes issued from above divisional level. The study of battle patches is thus complicated, and broad in scope.

Identification in Battle

The need for the identification of individuals and units in battle had not been a problem for the British Army up to the late-19th century. Even in the smoke of the black powder age the red coats of his fellows, the use of tight formations and the rallying point of the colours told the British soldier where he should stand and fight. The battlefield was an extension of the barrack square, where he had been conditioned to obey orders under close supervision. The marksmanship of the Boer Commandos finally pointed up to the British the need to fight in open

formation, with the resultant limitations on control. The field service khaki worn in South Africa in 1899–1902 made all soldiers look alike, and early attempts to provide unit identification saw cloth patches of various colours and shapes stitched to helmet covers.

The precedent was established; but the lesson had been forgotten by 1914 when, once more, the British soldier in the field could not be readily identified once open order had been taken. In the first desperate battles of 1914–15 units of the BEF had no time to think about such matters until the first, awful winter had passed, and relief and reinforcements had begun to arrive.

It was the reinforcements, in the shape of the 'Kitchener's men', the battalions of the 'New Army' divisions, who brought the first schemes of battlefield identification insignia to France: battle patches, by which the observer could tell at a glance the formation, the unit, even the company of the wearer. News of the conditions at the front had got back to the New Armies in training, and they had exercised their imaginations to come up with a way of obtaining identification in the noise and confusion of battle by stitching patches of coloured cloth to the backs of uniform. As one observer recalls: 'Went into Dickebusche today (28 June 1915)—whilst there saw some strange troops in leather equipment; they wore patches of coloured cloth on the backs of their tunics—we learned that they were the first arrivals of Kitchener's Army and belonged to the . . . 8th KRR and 8th RB'. These were battalions of the 41st Infantry Brigade of the 14th (Light) Division, wearing large inverted triangles of cloth (red for the 8th King's Royal Rifle Corps and black for the 8th Rifle Brigade) on their backs, with rectangular bars of cloth below to indicate companies (red for A, yellow for B, blue for C and black for D).

With such schemes rapid identification of troops was possible without having to ask a man his unit—a hazardous undertaking if an area under fire had to be crossed to speak to the man, and an impossible task against the din of heavy fire. They also meant that all other insignia (e.g. titles and cap badges) could be removed, making identification difficult for the enemy. With battle patches worn on the back, an observer in rear could note the progress of a unit in the attack. Even the dead could provide

intelligence while denying it to the enemy. What was seen to be a good idea was gradually copied: but it took time, and it was only after the great Somme battles of 1916 that the practice of wearing schemes of battle patches became widespread throughout the British Expeditionary Force.

Divisional Signs

The insecure practice of painting the unit designation in plain language on the sides of vehicles and on signboards surprisingly remained in force until 1916, when orders were issued to the effect that divisions would select a device, mark or sign to be painted on all transport as a security measure. Some General Officers Commanding chose 'proprietary' signs, others being content to elect for something simple and easy to paint. A large number chose devices in the colours of the standard divisional flag, red and white. From this point on signs replaced designations to become, in time, familiar and, in some cases, famous. In 1916 a minority of divisions were already wearing a divisional sign on uniform, but these were not always adopted for use on transport, etc. Having been taken into use, the divisional signs became the most frequently seen devices. Gradually, the fashion grew to adopt the divisional sign for wear on uniform, a practice that gained momentum in 1918 and continued after the Armistice in 1919.

Two of the best-known—arguably the most famous—divisional signs taken into use in 1916 were those of the Guards Division (the 'ever-open eye') and the 51st (Highland) Division, Territorial Force (the 'HD' monogram). Both signs survived until recently with only slight modifications: that of the Guards borne by a Guards formation in Germany, while the 'HD' remains the sign of the Highland Territorial units.

Other battle insignia

Apart from battle patches and divisional signs, a variety of other forms of battle insignia were used by the British Army in the Great War. One of the categories was the improvised insignia or field sign used for a particular operation and discarded afterwards. Examples range from the plethora of tin reflectors and white tape symbols used by the assault battalions on the Somme on 1 July 1916, to the yellow cloth patches worn by the 11th Division

for its landing in the Dardanelles. In the course of research for this book a case was noted of a battalion fighting patrol on the Western Front sewing pieces of sheet to the seats of their trousers prior to the operation—presumably, to enable each man to keep in contact with the man in front!

The need for rapid identification of specialists led to the adoption of badges for bombers, mortar numbers, machine gunners, rifle grenadiers and snipers. These were either 'proper' qualification badges, such as the red-flamed grenade for bombers and the blue grenade for mortar-men; or battle patches forming part of the divisional scheme; or special badges recognised only within the division. (Snipers, for example, had no 'proper' badge, but were identified in some cases noted by green brassards, scout badges, or specially-devised divisional badges.)

Brassards, or armllets, were widely used. Staff officers down to and including brigade headquarters were identified by them, as were a number of specialists among other ranks. These included military police, 'battle police', traffic control personnel and signallers. Probably the most hated brassards were the yellow ones worn by the instructors and staff of base depots such as that at Etaples; their colour gave rise to the term 'canaries', the nick-name by which this despised band was generally known.

'Battle badges'

Honours and awards have always been a source of discontent to the fighting soldiers of the British Army. His peers, even today, can only recommend a brave soldier for recognition; his conduct is then judged by a committee far removed from the hazards of war, and the result is a lottery which leaves many unrewarded. The French Army has a different attitude, allowing commanders to issue awards such as the Croix de Guerre virtually direct. Contact with the French led some British divisional commanders of the Great War to institute awards which came to be known as 'battle badges'—NB not to be confused with 'battle patches'. Like the Croix de Guerre, they were awarded 'to individuals or collectively to units at the discretion of a commander, not a committee. The awards usually took the form of a certificate recording the act of gallantry, and a badge which was usually worn on



This lance-corporal of the 2/4th Bn., Queen's Royal (West Surrey) Regt. was photographed in Germany shortly after the Armistice. He wears the 34th Div.'s black and white chequered sign, above a red horizontal bar which identifies his brigade—101st Inf.Bde.—and unit by its shape and colour. (Aldershot Military Historical Trust)

the sleeve of the service dress jacket. The battle badges of the 29th and 31st Divisions were miniatures of the divisional sign in metal and enamels; that of the 8th Division was a miniature of the sign in cloth. The battle badge of the 16th (Irish) Division was a simple diamond of green cloth. Official attitudes towards battle badges have not been recorded, but can be guessed when it is noted that no scheme survived beyond the War's end, when the 'mentioned in despatches' system was introduced. Several units of the British Army received single collective awards of the French Croix de Guerre in the Great War. The British authorities, anxious not to slight their allies, allowed these distinctions to be marked on uniform; yet the only example seen of a British battle badge being worn post-war is that of Gen. Hunter-Weston, photographed on parade and proudly wearing the badge he had instituted while commanding the 29th Division.

Sources and research

Research into British battle insignia of the 1914–18 period can be a fascinating and absorbing pastime; it has certainly involved the author in a great deal of detective work over many years. A start can be made by opening a file on each division with an order of battle listing the units under command at various times. All the necessary information is to be found in *The History of the Great War, based on official documents. By direction of the Historical Section of the Committee on Imperial Defence—Order of Battle of Divisions*, HMSO (five volumes: Pt 1, Pt 2A, Pt 2B, Pt 3A and Pt 3B). These are not the enormous tomes they sound, and can be obtained through the Public Library service. Into this framework pieces of the puzzle can be fitted as research turns up 'gems', and, in time, a picture will begin to emerge of each divisional scheme of battle insignia.

Information can be obtained from museums, regimental and divisional histories, illustrated histories of the Great War, war memorials in Britain and France, paintings and contemporary photographs. But by far the most productive source will be the photographs of individuals and small groups, which were taken by the million in the years 1914–18 and sent home as mementoes. Large numbers are in circulation at present, and they can be acquired fairly cheaply.

British Divisional Organisation 1914–18

The organisation of British divisions underwent a number of changes during the four-and-a-half-year duration of the Great War. By far the most important was the reduction of the three infantry brigades from four to three battalions each in early 1918. Divisional artillery organisation was changed from time to time, but the firepower remained basically the same.

The advent of trench warfare saw the removal of the division's integral cavalry and its replacement by a pioneer battalion; while the ever-increasing use of machine guns led eventually to the establishment of a machine gun battalion in each division. Artillery personnel operated the heavy and medium mortar batteries within a division, but the light (3-in.) mortar batteries in each infantry brigade were operated by infantry personnel drawn from the brigade's battalions.

British Army Divisions, 1914-18

In late-1918 divisional organisation was as follows:

- Divisional Headquarters
- Three Infantry Brigades (each of three Infantry Battalions and a Light Trench Mortar Battery)
- A Machine Gun Battalion of four companies
- A Pioneer Battalion
- Two Royal Field Artillery Brigades with a Divisional Ammunition Column and two Mortar Batteries
- Three Field Companies, Royal Engineers, and a Divisional Signal Company R.E.
- Three Field Ambulances R.A.M.C.
- A Divisional Train (five Army Service Corps Companies—one Motor Transport)
- A Mobile Veterinary Section
- A Divisional Employment Company


There follows an analysis of all the British Army divisions which fought in the Great War. Mention is made of when they arrived in a theatre of war for the first time, and where they fought. Those which came to be regarded as élite formations are acknowledged, but this should not be taken as criticism of the fighting records of other divisions not so mentioned. Infantry units are listed as they, generally, were the wearers of battle insignia. **Where a known divisional scheme of battle insignia is not mentioned in this section, details will be found in the captions to the accompanying line and tone artwork and**

Battle insignia, Guards Div. and 3rd Div.: NB THE KEY TO COLOUR VALUE SHADINGS AT THE TOP OF THIS DIAGRAM IS COMMON TO ALL DIAGRAMS IN THIS BOOK. A flat tone wash indicates khaki drab; black and white are self-explanatory.

Titles were worn by all infantry regiments in the Guards Div. except the Coldstream Guards. Battalion indicators were worn on the upper arms: (1) 3rd Grenadiers; (2) 3rd Coldstream; (3) 2nd Irish; (4) 2nd Scots. The 2nd Grenadiers were the exception to the Roman numeral rule, wearing (5). Guards machine gun companies wore indicators as (6). Artillery, sappers, medical units, etc. of the Guards Div. wore

coloured shields with brass 'G' pinned through, as (7). Guards light trench mortar batteries wore indicators as (8). In 1918 the machine gun companies were formed into a regiment, wearing the title (9).

(10) Divisional sign, 3rd Div. Within the 8th Inf.Bde. of the division patches as (11) were worn on the upper arms: the colour indicated unit—here, blue for 2nd Royal Scots—and the shape the company—left to right: A, B, C, D, HQ. The other brigades of the division wore different schemes to indicate unit and company.



photographs, or in the colour plate commentaries.

The Guards Division

Unlike other regiments, those of the Guards were not seriously expanded in the Great War (from nine pre-war to 13 fighting battalions, compared to e.g. the 6/32 ratio of the Northumberland Fusiliers, or the 4/11 ratio of the Somerset Light Infantry). In this way the standards of the Brigade of Guards were maintained; and the Guards Division, from its formation in 1915, was able to sustain a reputation as a *corps d'élite* for the remainder of the war. Serving with the division were the 1st, 2nd, 3rd and 4th Bns. of the Grenadiers; 1st, 2nd, 3rd and 4th (Pioneer) Bns. of the Coldstream Guards; and 1st and 2nd Bns. of the Scots Guards, 1st and 2nd Bns. of the Irish Guards, and the newly created Welsh Guards. The division adopted the famous 'ever-open eye' device in 1916, but wore no battle patch scheme other than battalion indicators: presumably the appearance of the Guards was considered identification enough. The division fought on the Western Front from its formation until the Armistice.

1st (Regular) Division

A pre-war formation which fought in France from the beginning to the end of the war. In 1917 its infantry consisted of 1 and 10 Glosters, 1 Black Watch, 8 R.Berks, 1 Cameron H, 2 R.Sussex, 1 Loyals, 1 Northants, 2nd KRRC, 1 SWB, 2 Welsh, 2 Munster Fus. and 6 Welsh (Pioneers). The 1st Division chose the international signal code pennant for '1' as its divisional sign, and is supposed to have had a strange scheme of patches to show the unit by its size, the brigade seniority by shape, and the employment of the wearer by colour.

2nd (Regular) Division

Another pre-war formation that went to France with the original BEF and fought there to the Armistice. In 1917 its infantry element comprised the 17th, 22nd, 23rd and 24th Bns. R.Fusiliers, 2 Ox and Bucks LI, 2 HLI, 1 King's, 2 S.Staffs, 13 Essex, 17 Middlesex, 1 R.Berks, 1 KRRC and 10 DCLI (Pioneers): six Regular battalions out of the establishment of 13. The 2nd Division had no scheme of battle patches other than regimental devices painted on steel helmets.

3rd (Regular) Division

The third pre-war formation with a record similar to the 1st and 2nd Divisions. In 1918 the division still had a high proportion of Regular battalions, with 2 R.Scots, 1 R.Scots Fus., 7 KSLI, 1 Northumberland Fus., 4 R.Fus., 13 King's, 8 King's Own, 2 Suffolk, 1 Gordon H and 20 KRRC (Pioneers). The division's scheme of battle patches was both colourful and large. Worn on the upper arms, it caused Frederick Manning to comment, in his book *Her Privates We*, on 'these yellow patches sticking out a mile', or some such. Each brigade of the division had a different scheme.

4th (Regular) Division

The fourth pre-war division of the original BEF. It, too, remained to fight on the Western Front for the duration of the war. As late as mid-1917 this division had managed to retain a complete Regular infantry element, except for the divisional pioneers (21 West Yorks). These were 1 R.Warwicks, 2 Seaforth H, 1 R.Irish Fus., the Household Bn.¹, 1 Somerset LI, 1 E.Lancs, 1 Hants, 1 Rifle Brigade, 1 King's Own, 2 Lancs Fus., 2 Duke of Wellington's, and 2 Essex.

5th (Regular) Division

Apart from a brief interlude on the Italian Front in late 1917 and early 1918, this pre-war Regular division fought on the Western Front from its arrival with the original BEF to the Armistice. The 5th Division absorbed a New Army brigade which brought 14, 15, and 16 R.Warwicks and 12 Glosters into the divisional fold. The divisional pioneers were 1/6 Argylls. In 1917 the remaining infantry were 1 R.W.Kent, 2 KOSB, 1 Norfolk, 1 Bedford, 1 Cheshire, 1 Devon, 1 E.Surrey and 1 DCLI. The New Army battalions brought a scheme of battle patches with them from their previous division, but these lapsed in the 5th Division, where no battle insignia were worn.

6th (Regular) Division

The last of the pre-war Regular divisions, which went to France with the original BEF and fought there for the remainder of the war. Like the 5th Division, the 6th absorbed a brigade of the New

¹Unit formed from dismounted Household Cavalry personnel.

Army—the 71st Infantry—which included 9 Norfolk, 9 Suffolk, 8 Bedford and the 11 Essex. These units also brought a scheme of battle insignia to their new division, but it, too, was allowed to lapse in a formation which never adopted the fashion. Other units serving with the 6th Division in 1917 included 1 Buffs, 1 KSLI, 2 York and Lancs, 1 W.Yorks, 2 and 14 Durham LI, 2 Sherwood Foresters, and 1 and 11 (Pioneers) Leicesters.

7th (Regular) Division

Formed after the outbreak of war, this division went overseas in October 1914 and fought on the Western Front until late 1917, when it was sent to the Italian Front. At that time its infantry consisted of the 20th, 21st, 22nd and 24th (Pioneer) Bns. of the Manchesters, 8 and 9 Devons, 2 Border, 2 Gordon H, 1 RWF, 2 Queen's, 1 S.Staffs, 2 R.Irish and 2 R.Warwicks.

8th (Regular) Division

Like the 7th Division, the 8th was formed after the outbreak of war. It went to France in November 1914 and fought on the Western Front for the remainder of the war. Unlike some other Regular formations, the 8th Division adopted a compre-

hensive scheme of battle insignia which was worn by all personnel, not just the infantry, which included, in late 1918, 2 Devons, 2 W.Yorks, 2 Middlesex, 1 Worcesters, 1 Sherwood Foresters, 2 Northants, 2 E.Lancs, 2 R.Berks and 2 Rifle Brigade. The divisional pioneers were 1/7 Durham LI.


9th (Scottish) Division (New Army)

The senior 'Kitchener' or New Army formation. Made up of Scottish infantry units, the 9th Division was sent to the Western Front in May 1915, spending the rest of the war fighting there and eventually moving to Cologne on occupation duties

4th, 6th, 7th and 12th Divs.:

(1) The 4th Div. adopted the ram's head sign as a punning reference to the name of the GOC in 1916, Maj.Gen. Lambton. In 1918 a ram's head silhouette was worn on the upper sleeve with a rectangle in regimental colours below: (2) is for 1st R.Warwicks. The colour of the ram's head identified the brigade—green for the 10th Bde., yellow for the 11th, and red for the 12th. In 1916 the 4th Div. had worn helmet patches as at (3) to indicate brigades by colour—as above—and units by shape: in seniority, left to right. Regimental devices were worn on the sleeves at this time. See also colour plate B1.

(4) Divisional sign, 6th Div.; (5) divisional sign, 7th Div. In 1916 the 7th Div. wore battle patches as (6) on upper sleeves, indicating brigade by colour—20th Bde., white; 22nd, purple; 91st, blue—and units by shape: in seniority order, left to right. (7) Divisional sign, 12th Div.; see also colour plate E8.



after the Armistice. There is evidence that the 9th Division wore patches of regimental tartan on their bonnets and sleeves as an early form of battle insignia. By 1916, when steel helmets were issued, the 9th adopted a system of company indicator patches worn on the sleeves. These were worn as an arc at the top of the sleeve, red for A company, yellow for B, blue for C and green for D. In 1918 numbers, representing the seniority of battalions within brigades—1 to 3—were painted on steel helmets and a small metal thistle divisional sign was worn on each sleeve. Infantry with the 9th Division in late 1918 included 9 Seaforth H (Pioneers), 8 Black Watch, 7 Seaforth H, 5 Cameron H, 11 R.Scots, 12 R.Scots, 6 KOSB, 2 R.Scots Fus., 9 Cameronians and 1 R.Newfoundland Regt.



Helmet (left) and sleeve devices for the 9th Div.; the thistle was in blue on the former, in silver pinned through a blue patch on the latter. See also colour plates G5, G6.

10th (Irish) Division (New Army)

The second division formed from the volunteers for Kitchener's 'First Hundred Thousand'. In the case of the 10th all the infantry battalions except one were Irish. The division first saw active service at Gallipoli, and went on to serve in Salonika, Egypt and Palestine. The 10th Division was one of those which wore a strip of coloured braid on the shoulder strap as a divisional sign, the colour being, appropriately for Irishmen, green. There was no scheme of battle patches worn within this division other than unrelated regimental patches. Units serving with the 10th Division in October 1917 included 1 Leinster, 5 Connaught Rangers, 6 Leinster, 6 R.Irish Rifles, 1 R.Irish, 6 and 7 Dublin Fus., 6 Munster Fus., 2 R.Irish Fus., 5 and 6 R.Irish Fus.

11th (Northern) Division (New Army)

Another of the First New Army divisions, the 11th also went to the Dardanelles to see its first action, after which it travelled to the Western Front via Egypt. On reaching the Somme sector in July 1916 the 11th Division fought for the remainder of the war in France and Flanders. Most of the infantry element of the 11th were from the Midlands and the North of England, and included 6 E.Yorks (Pioneers), 9 W.Yorks, 6 Yorks, 8 Duke of Wellington's, 6 York and Lancs, 6 Lincoln, 6 Border, 7 S.Staffs, 9 Sherwood Foresters, 8 and 9 Lancs Fus., 5 Dorset and 11 Manchester.

12th (Eastern) Division (New Army)

Yet another division formed from the first rush of volunteers to the New Army, the 12th had arrived in France by early June 1915 and spent the remainder of the war fighting on the Western Front. The divisional sign of the 12th was one of the most easily recognised, the Ace of Spades. By 1918 this was painted on the back of the helmet of every man in the division, with a regimental device or badge painted on the front. Battle patches were worn on the backs of jackets in the 12th division, but little information remains as to the divisional scheme. Infantry in the 12th in 1917 included 5 Northants (Pioneers), 7 Norfolk, 7 Suffolk, 9 Essex, 5 R.Berks, 8 and 9 Royal Fus., 7 R.Sussex, 11 Middlesex, 6 Queens, 6 Buffs, 7 E.Surrey and 6 R.W.Kent.

13th (Western) Division (New Army)

Another of the first 'Kitchener' outfits, the 13th Division sailed in June 1915 for the Dardanelles, where it suffered heavily in the fighting at Anzac in August. After the evacuation the 13th served in Egypt and Mesopotamia. Battle patches were worn on the tropical helmet in this division, and also on the sleeves of the service dress jacket in cold weather. In Mesopotamia in 1917 the infantry units with the division were 8 Welsh (Pioneers), 6 King's Own, 6 E.Lancs, 6 S.Lancs, 6 Loyals, 9 R.Warwicks, 7 Glosters, 9 Worcesters, 7 N.Staffs, 8 Cheshire, 8 R.Welsh Fus., 4 S.Wales Bord. and 5 Wilts.

14th (Light) Division (New Army)

All the infantry of this division were initially Rifle or Light Infantry battalions, hence the title 'Light', a traditional appellation only. The 14th crossed to France in May 1915 and fought on the Western Front until April 1918, when it was reduced to cadre after the losses suffered in the German offensive of March 1918. The division was reconstituted with fresh battalions in July and August, and went back to fight in France and Flanders until the Armistice. The original scheme of battle patches died with the old division. A new scheme was worn in the closing months of the war, which indicated company by shape and unit by colour. Battalions with the division in March 1918 were 7, 8 and 9 KRR, 7, 8 and 9 Rifle Brigade, 5 Ox and Bucks LI, 6 Somerset LI, 9 Cameronians and 11 King's (Pioneers).

8th, 11th and 16th Divs.:

In the 8th Div. units of the 23rd Inf.Bde. wore arcs in regimental colours on the upper sleeves; 24th Bde. wore halved circles in regimental colours; and 25th Bde. wore square patches, either in regimental colours or bearing a regimental device; (1) 2nd Scottish Rifles; (2) 1st Sherwood Foresters; (3) 2nd Rifle Brigade. See also colour plate A6.


The 11th Div. adopted rectangles coloured to show brigade—32nd Bde., red; 33rd, green; 34th, yellow—and bearing Roman numerals indicating battalions within the brigade. First worn on the tropical helmet in the Middle East, these were

15th (Scottish) Division (New Army)

The 15th was the senior division of the 'Second Hundred Thousand' volunteers for the New Army. It had arrived on the Western Front by July 1915 and fought there for the remainder of the war. The divisional sign of the 15th was well known for its jokey construction. Its red-and-white colours indicated a division, with the central device a 'scotch' or wedge; this was surrounded by the letter 'O', the fifteenth letter of the alphabet: hence, Fifteenth 'Scotch' Division. It is believed that the infantry of the division wore no battle patches other than company indicators, but that all supporting troops wore the divisional sign painted on their helmets and tartan patches on their sleeves. In 1917 the infantry of the division included 9 Gordon H (Pioneers), 9 Black Watch, 8 Seaforth H, 7 Cameron H, 8/10 Gordon H, 13 R.Scots, 6/7

transferred to the back of the tunic collar on arrival in France in 1916. (4), top to bottom: 9th W. Yorks, 6th Yorkshire, 6th York and Lincs, 32nd MG Coy. (5) is the patch of the 6th E.Yorks, the 11th Div. pioneer battalion. See also colour plate E6.

The 16th Div. adopted a shamrock as their sign for wear on uniform, but used the initials of their GOC, Lawrence Parsons, on signboards and vehicles, as (6). No scheme of patches was worn in the 16th Div. other than regimental devices; (7) is that of the 7th Leinsters.



R.Scots Fus., 6 Cameron H, 11 Argylls, 7/8 KOSB, 10 Cameronians, 10/11 and 12 Highland LI.

16th (Irish) Division (New Army)


The 16th arrived in France in December 1915 and fought on the Western Front until it was 'reduced' in April 1918. Following its reconstitution it returned to fight in France, but by this time it mustered only one Irish battalion. The division was one of those which had two divisional signs; one displayed on transport, etc., and another which was worn on uniform. The 16th Division appear to have worn no scheme of battle patches other than regimental patches cut out of green cloth. In June 1917 the division's infantry consisted of 11 Hants (Pioneers), 6 R.Irish, 6 Connaught Rangers, 7 Leinsters, 1 R.Munster Fus., 7 R.Irish Rif., 2, 8 and 9 R.Dublin Fus., 2 R.Irish, 7 and 8 R.Inniskilling Fus. and 7/8 R.Irish Fus.

17th (Northern) Division (New Army)

The 17th Division arrived on the Western Front in July 1915 and fought there until the end of the war. Opinion differs as to the origin of this division's sign, with one lobby stating that it is the top of the numerals one and seven, whilst another gives it as the Morse Code symbol 'A'. The sign was worn on uniform by all ranks in the closing months of the war, but a scheme of battle patches was worn for some time prior to this. The infantry of the division in 1917 included 7 York and Lancs (Pioneers), 10 W. Yorks, 7 E.Yorks, 6 Dorset, 7 Green Howards, 7 Lincoln, 7 Border, 8 S.Staffs, 10 Sherwood Foresters, 9 and 10 Lancs Fus., 10 Duke of Wellington's and 12 Manchesters.

18th (Eastern) Division (New Army)

The 18th was regarded as the best of all the 30 New Army divisions by the men who served alongside it. It certainly fought well, achieving many notable successes, such as the capture of Thiepval in 1916, and establishing an enviable reputation. The 18th arrived in France in July 1915 and saw all their fighting on the Western Front. They adopted the scheme of battle patches, which they were to wear for the rest of the war, in 1915. Infantry units which served with the 18th Division at the time of the capture of Thiepval included 8 R.Sussex (Pioneers), 8 Norfolk, 8 Suffolk, 10 Essex, 6 R.Berks, 11



Divisional signs of the 16th Div., in green on drab. (W. Hughes collection)


R.Fus., 7 Bedfords, 6 Northants, 12 Middlesex, 7 Queen's, 7 Buffs, 8 E.Surrey and 7 R.W.Kent. One of the most distinguished officers in the 18th Division was Lt.Col. A. E. Percival, DSO, MC. As a general officer he was to have the misfortune of surrendering Singapore and its garrison to the Japanese in 1942. (By an odd quirk of fate the Singapore garrison included the 18th Division.)

19th (Western) Division (New Army)

Another New Army division from the 'Second Hundred Thousand', the 19th was to be universally known as 'The Butterfly Division' after its adoption of that creature as a divisional sign in 1916. The 19th crossed to France in July 1915 and fought on the Western Front until the end of the war. In 1917 its infantry consisted of 5 S.Wales Bord. (Pioneers), 7 King's Own, 7 E.Lancs, 7 S.Lancs, 7 Loyals, 10 R.Warwicks, 8 Glosters, 10 Worcesters, 8 N.Staffs, 9 Cheshire, 9 R.Welsh Fus., 9 Welsh and 6 Wilts.

20th (Light) Division (New Army)

The last division to be formed from the volunteers for the Second New Army. As for the 14th Division, the title 'Light' indicated only that the infantry of the 20th were drawn from Rifle and Light Infantry regiments; by 1914 these were merely the custodians of the traditions of the Light troops of a hundred years before, and were no different from other infantry. The 20th arrived in France in July 1915 and fought there until the Armistice. In a division where half the infantry were Rifle battalions it was appropriate that the scheme of battle patches should be all black. Infantry units serving with the division in June 1917 were 11 Durham LI (Pioneers), 10, 11 and 12 KRR, 10, 11 and 12 Rifle



Gen. Maxse, commanding the 18th Div. at the time they were ordered to choose a sign, liked puns—hence ‘ATN’, ‘eighteen’ (1), and the ‘M-axes’ sign he chose for the Corps he eventually commanded. Officers of the 18th Div. were identified by triangular patches in regimental colours; Other Ranks wore rectangular patches. Examples are: (2) 8th Norfolks; (3) 8th Suffolks; (4) 10th Essex; (5) 6th R.Berks. These battle patches were painted on helmets—as (7), an officer of 11th R.Fusiliers—until 1918. At that stage coloured helmet bands were substituted, as (6)—7th Buffs, in blue over yellow. See also colour plate D8.

Brigade, 6 Ox and Bucks LI, 6 KSLI, 12 King’s, 7 Somerset LI, 7 DCLI and 7 KOYLI.

21st Division (New Army)


The 21st was the first division to be formed from the recruits for the Third New Army. It moved to France in September 1915 and fought on the Western Front for the remainder of the war. The divisional scheme of battle patches was worn on the sleeves *and* the back of the jacket, as well as being painted on the helmet; it is, therefore, one of the easiest schemes to recognise in photographs. Infantry battalions serving with this division in late 1917 were 14 Northumberland Fus. (Pioneers), 12/13 Northumberland Fus., 1 Lincoln, 3/4 Queen’s, 9 and 10 KOYLI, 1 E.Yorks, 15 Durham LI, 6, 7, 8 and 9 Leicesters.

22nd Division (New Army)

This division crossed to France in September 1915 but was sent to Salonika at the end of October. It remained on the Macedonian Front until the end of the war. Like the other ‘Salonika’ divisions, the 22nd adopted a strip of coloured cloth to be worn on the shoulder straps by all ranks as a divisional sign; in the case of the 22nd this was black. Various other patches are attributed to units of this division, but few are known, and it is unlikely that they formed a divisional scheme of battle patches. The infantry of the division included 9 Border (Pioneers), 9 King’s Own, 14 King’s, 12 Lancs Fus., 9 E.Lancs, 12 Cheshire, 9 S.Lancs, 8 KSLI, 13 Manchester, 11 R.Welsh Fus., 7 and 8 S.Wales Bord. and 11 Welsh.

23rd Division (New Army)

This division arrived in France in August 1915 and fought on the Western front until November 1917, when it was ordered to Italy. It remained on the Italian Front until the end of the war. In mid-1917 the infantry element consisted of 10 and 11 Northumberland Fus., 12 and 13 Durham LI, 11 W.Yorks, 8 and 9 Yorks (Green Howards), 10 Duke of Wellington’s, 11 Notts and Derby (Sherwood



Foresters), 8 KOYLI, 8 and 9 York and Lancs and 9 S.Staffs (Pioneers).

24th Division (New Army)

Only days after its arrival in France in September 1915 the 24th Division was pitched into the battle of Loos after an exhausting and confusing approach march. A worse introduction to war for a green formation could hardly be conceived, but the 24th picked themselves up from the shambles and went on to fight creditably in most of the major actions on the Western Front until the war's end. In 1917 the division's infantry contained four 'bolstering' Regular battalions obtained when the 71st Infantry brigade exchanged with the 17th Infantry Brigade, a fairly common practice. Battalions included 12 Notts and Derby (Pioneers), 8 Buffs, 1 and 12 R.Fus., 3 Rifle Brigade, 8 Queen's, 9 E.Surrey, 8 R.W.Kent, 1 N.Staffs, 9 R.Sussex, 7 Northants, 13 Middlesex and 2 Leinster.

25th Division (New Army)

The divisional sign worn on uniform by the men of the 25th Division must have been the most familiar device in France and Flanders. In use from 1915 until the end of the war, the big red horseshoe, worn

20th and 21st Divs.:

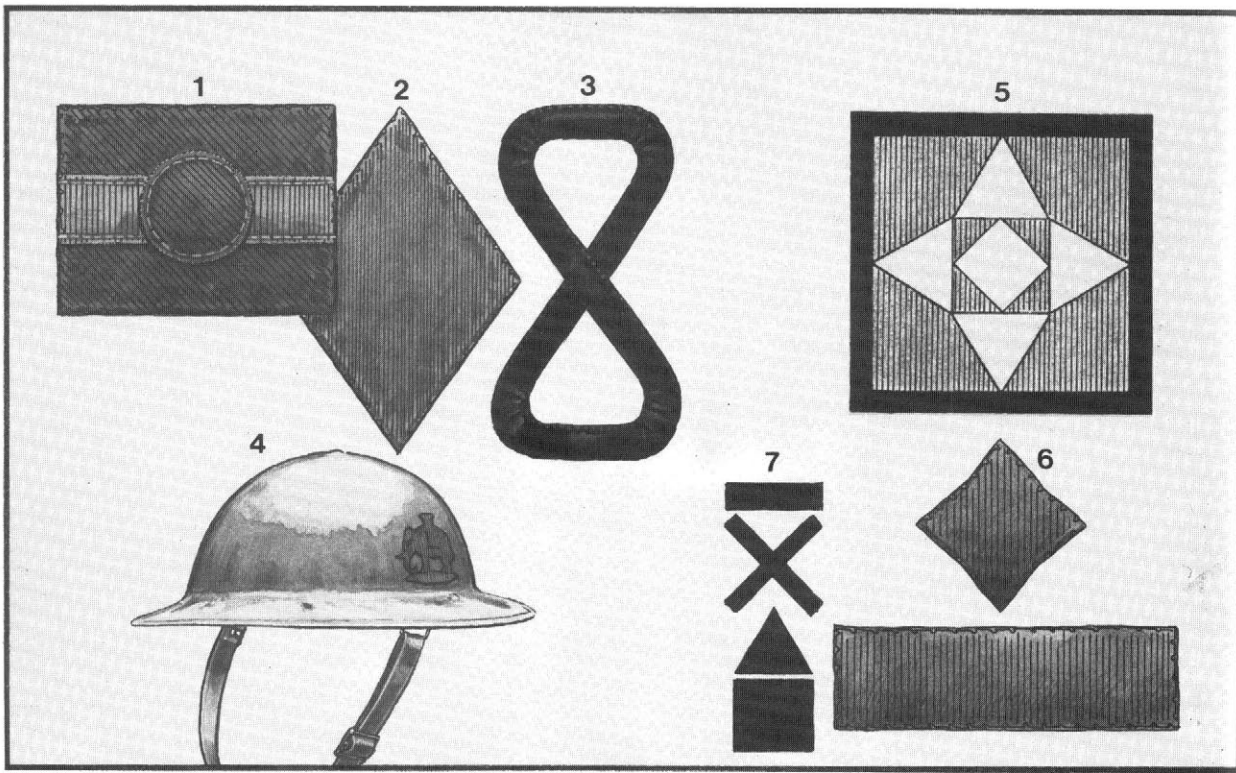
(1) Divisional sign, 20th Div. (2) Battle patch of Bde. HQ, 59th Inf.Bde.; the other brigades used a triangle and a square. Units were indicated by one to four bars below the brigade patch: (3) 12th Rifle Brigade, (4) 7th DCLI.

A description of the scheme of the 21st Div. will be found under plate B4 in the colour commentaries. Examples here are: (5) 62nd MG Coy.; (6) divisional sign; (7) 10th Green Howards, with red shoulder patch and helmet band; and (8) 110th Light Trench Mortar Battery.

on the back, demanded attention. Why the 25th chose a different device for vehicles and signboards is a mystery. Arriving in France in September 1915, the division fought on the Western Front until the Armistice, being 'reduced' in 1918, and reconstituted in the September of that year with battalions drawn from formations in Italy. In 1917 the infantry units serving with the division were 6 S.Wales Bord. (Pioneers), 10, 11 and 13 Cheshire, 3 Worcesters, 8 and 9 Loyals, 1 Wilts, 11 Lancs Fus., 2 R.Irish Rif., 8 Border and 2 and 8 S.Lancs.

26th Division (New Army)

This division was another which spent only a few weeks in France after its arrival in September 1915 before moving on to Salonika. After its arrival there it fought on the Macedonian Front for the remainder of the war. Like the other divisions in this



23rd and 24th Divs.:

The battle patches of the 23rd Div. were worn on the back. Those of the senior brigade featured a circle, as in the patch of the 12th Durham LI (1); the intermediate brigade wore diamonds, as (2), 10th Duke of Wellington's; the junior brigade wore either a silhouette of the regimental badge, or a device referring to the battalion number—(3) is that of the 8th Yorks and Lancs. Devices were also painted on helmets—(4) is the 10th Duke of Wellington's red elephant. See also colour plate G4.

theatre the 26th adopted a divisional sign of a strip of braid worn on the shoulder strap—the colour of the 26th was blue—and as in the other divisions, this device was also painted on vehicles, etc., as a flat rectangle of the distinguishing colour. The 26th had no other scheme of battle patches, but in the closing weeks of the war marked the neck-curtains of their steel helmets with the initial letter of their regiments, in a different colour for each brigade. Infantry with the division at the end of the war included 8 Ox and Bucks LI (Pioneers), 8 R.Scot Fus., 11 Cameronians, 12 Argylls, 11 Worcesters, 7 Ox and Bucks LI, 7 R.Berks, 10 Devon, 8 DCLI, 12 Hants and 7 Wilts.

27th (Regular) Division


Formed from Regular battalions recalled to England after the outbreak of war, this division arrived in France in late December 1914. The 27th

The divisional sign of the 24th Div. (5) featured four red inside four white triangles—eight three-sided figures totalling 24. Battle patches on the upper sleeves featured a small coloured silhouette of the sign, this indicating company within battalion—A, blue; B, green; C, red; D, yellow—above a patch identifying battalion within brigade by shape, and brigade by colour in the sequence red, green, yellow. The patches worn by C. Coy., 8th Buffs are shown as (6); the brigade/unit patches, at (7). See also colour plates C3, D6.

spent almost a year fighting on the Western Front before it was ordered to join the Salonika Force. It then fought on the Macedonian Front until the end of the war, when it was sent to Trans-Caucasia on occupation duties. The divisional sign conformed to the pattern established for all the 'Salonika' divisions, the colour of the shoulder strap braid being buff, sometimes yellow. Infantry units wore other devices, usually on the puggarees of their bush hats and topees, but it is doubtful whether these formed a proper scheme of battle patches. Battalions with the division in 1917 included 26 Middlesex (Pioneers), 2 KSLI, 3 and 4 KRRC, 4 Rifle brigade, 2 and 10 Cameron H, 1 R.Scots, 1 Argylls, 13 Black Watch, 2 Glosters, 2 DCLI and 10 Hants.

28th (Regular) Division

Like the 27th Division, the 28th was formed from



The divisional sign of the 29th Div. as worn on uniform, in red.

Regular battalions recalled to England after the war had broken out. The division arrived in France in January 1915 and fought on the Western Front until the October of that year; it was then ordered to Egypt, and subsequently to Salonika in January 1916. The 28th fought on the Macedonian Front until the end of the war, when it was sent to garrison the Dardanelles Forts, a duty which it performed until 1923. The divisional sign of the 28th conformed to the pattern for the 'Salonika' Divisions, the colour being red. There is evidence that flashes of a regimental pattern were worn on the backs of jackets in this division, and there may also have been a scheme of battle patches. Infantry units serving with the division in 1917 included 23 Welsh (Pioneers), 1 York and Lancs, 1 KOYLI, 2 King's Own, 2 E.Yorks, 1 Suffolk, 2 Cheshire, 2 Northumberland Fus., 1 Welsh, 3 Middlesex, 2 E.Surrey, 3 R.Fus. and 2 Buffs.

29th (Regular) Division

Nicknamed 'the incomparable 29th', this division won its reputation as an élite formation on the bloody beaches of the Gallipoli peninsula on 25 April 1915. The 'six VCs before breakfast' of the 1st Lancashire Fusiliers are remembered to this day, as is the stoic courage of the Hampshires, Munsters and Dublins stepping out from the shelter of the SS *River Clyde* to certain death. The 29th was another division formed from Regular battalions stationed overseas at the outbreak of war and recalled to England. The 29th fought in the Gallipoli campaign for the remainder of 1915 and was withdrawn to Egypt after the evacuation. The division was sent to the Western Front in March

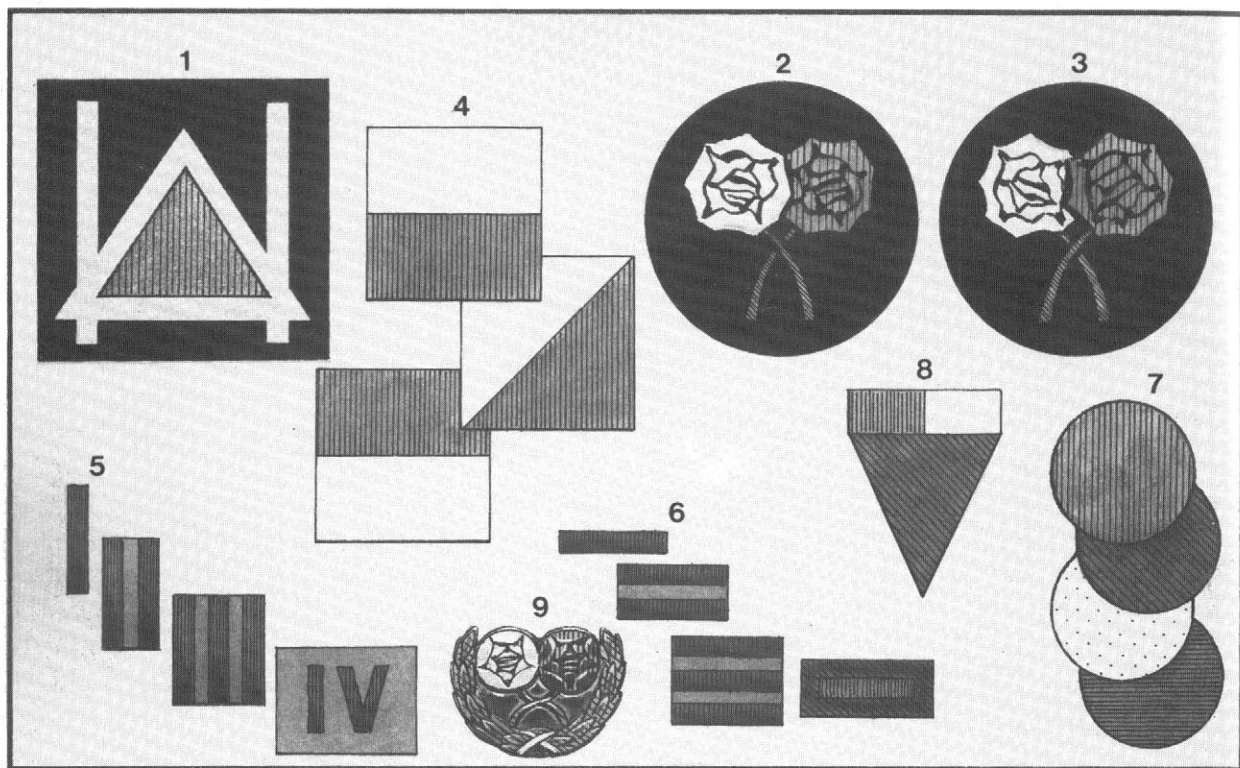
1916 and fought there until the Armistice, going on to take up occupation duties in Cologne. The divisional sign was well known on the Western Front and was worn on uniform as well as being displayed on vehicles, guns, etc.. Battle patches in regimental colours were worn on the backs of jackets by all ranks of the division, and these were worn in differing configurations to indicate the company of the wearer. Battalions serving with the division in late 1918 included 1/2 Monmouths (Pioneers), 2 R.Fus., 1 Lanc Fus., 1 R.Dublin Fus., 2 S.Wales Bord., 1 KOSB, 1 Border, 4 Worcester, 2 Hants and 2 Leinster.

30th Division (New Army)

The 30th was raised by the Earl of Derby and consisted of city or 'pals' battalions of the King's (Liverpool) and Manchester Regiments. The division arrived in France in November 1915 and fought on the Western Front until the end of the war. In May 1918 the infantry of the division was reduced to cadre following heavy losses in the German offensive of March. The division was reconstituted in July 1918 and went on to fight in the battles that forced the Germans to sue for terms. The scheme of battle patches chosen by the original

The divisional sign of the 30th Div. as worn on uniform, in white on black. (W. Hughes collection)





31st Div.:

(1) First divisional sign taken into use. It was replaced by the white and red rose device in July 1917, Yorkshire regiments and divisional troops displaying the white rose superior (2), and Lancashire regiments and divisional artillery the red rose superior (3). Brigade battle patches were worn on the back, as at (4): top to bottom, senior to junior. In the senior brigade units wore arm patches as at (5); intermediate brigade, as at (6); and junior brigade, coloured discs as at (7). Divisional pioneers wore a back patch as (8). See also colour plate Dz. The divisional battle badge (9) was $1\frac{3}{4}$ ins. wide, and worn $\frac{3}{4}$ in. below the battalion patch on the right arm.

division were worn on the sleeves and helmets, but little is known of these. After the reconstruction of the division the divisional sign, the Derby crest, was worn on the sleeves by all ranks. The infantry of the division in late 1918 consisted of 6 S.Wales Bord. (Pioneers), 7 R.Irish, 1/6 Cheshire, 2/23 London, 2 S.Lancs, 7/8 R.Inniskilling Fus., 2/17 London, 2/14 London, 2/15 London and 2/16 London.

31st Division (New Army)

The 31st was another division made up from city or 'pals' battalions. This may have been a good way to recruit, but it eventually led to whole communities suffering a terrible burden of grief and bereavement when this division suffered heavy casualties at Serre on 1 July 1916, the first day of the Somme. The supplementary titles of the infantry are thus, with


hindsight, particularly poignant: 1st, 2nd, 3rd and 4th Hull; 1st Leeds; 1st and 2nd Bradford; 1st County of Durham; Accrington; Sheffield; 1st and 2nd Barnsley. The division was sent to Egypt in December 1915, moving from there to France and the Western front in March 1916. It fought there until the Armistice, retaining much of its original character and reinforced by a brigade of dismounted Yeomen in the closing months of the war.

32nd Division (New Army)

This division is said to have been known to the Germans as the 'Red Division': early in the war it had adopted a scheme of battle patches cut out of red cloth in various shapes, worn on the sleeves by all ranks. The division went to France in November 1915 and fought on the Western front for the remainder of the war. In 1917 the infantry consisted of 17 Northumberland Fus. (Pioneers), 5/6 R.Scots, 1 Dorset, 2 Manchester, 15 Highland LI, 16 Northumberland Fus., 15 and 16 Lanc Fus., 2 R.Inniskilling Fus., 11 Border, 2 KOYLI and 16 and 17 Highland LI.

33rd Division (New Army)

The double-three domino was the apt, and well



known divisional sign of this formation. Less well known is its scheme of battle patches. It is thought that they may have been worn on the steel helmet, but the scheme was almost certainly allowed to lapse into disuse. The 33rd Division arrived in France in November 1915 and fought on the Western Front until the end of the war, by which time little of its original infantry complement remained. In late 1918 the battalions of the 33rd included 18 Middlesex (Pioneers), 1 Queen's, 1 Cameronians, 5/6 Cameronians, 4 King's, 1 Middlesex, 2 Argylls, 2 Worcesters, 16 KRRC and 1/9 Highland LI. Only the Pioneers and 16 KRRs remained from the 13 battalions who landed in France with the division in 1915.

34th Division (New Army)

The 34th landed in France in January 1916 with eight battalions of the Northumberland Fusiliers under command. Four were brigaded as Tyneside Scottish, and four as Tyneside Irish. The division fought on the Western Front until losses forced its reduction to cadre in May 1918. The following month the division was reconstituted with infantry from the Middle East, and fought on until the Armistice. Troops from the 34th Division went on

32nd, 33rd, 35th and 38th Divs.:

(1) Divisional sign, 32nd Div. (2) Example of 32nd Div. battle patch, in this case 2nd Manchester's; the diamond indicates brigade—the others being a triangle and a circle—the number of bars the unit, and the colour the company—A, red; B, green; C, yellow; D, blue; HQ, black.

(3) Divisional sign, 33rd Div. (4) Two patterns of the sign used by the 35th Div. after they had 'purged' the Bantam connection: the shapes are supposed to represent seven fives equalling 35. (5) Divisional sign, 38th Div.; see also colour plate F8.

to carry out occupation duties on the Rhine. Infantry with the division in late 1918 included 2/4 Somerset LI (Pioneers), 2/4 Queen's, 1/4 R.Sussex, 2 Loyals, 1/4 Cheshire, 1/7 Cheshire, 1/1 Hereford, 1/5 KOSB, 1/8 Cameronians and 1/5 Argylls.

35th Division (New Army)

In 1915 the decision was taken to lower the recruiting standards to allow men below the previous height and weight limits to enlist. Those who did so were formed into what became known as 'Bantam' battalions, and the 35th Division was made up of these. Much has been written in support and in criticism of this experiment. There is no doubt that some of the Bantams, particularly those who came from mining communities, were as tough and hardy as bigger men; but it is beyond dispute that many others were not up to the physical rigours

of service life, particularly at the Front. In time, those who were below par were weeded out and replaced by men of normal size and physical capabilities, and the 'Bantam' label was dropped from the titles of those battalions and divisions which bore it.

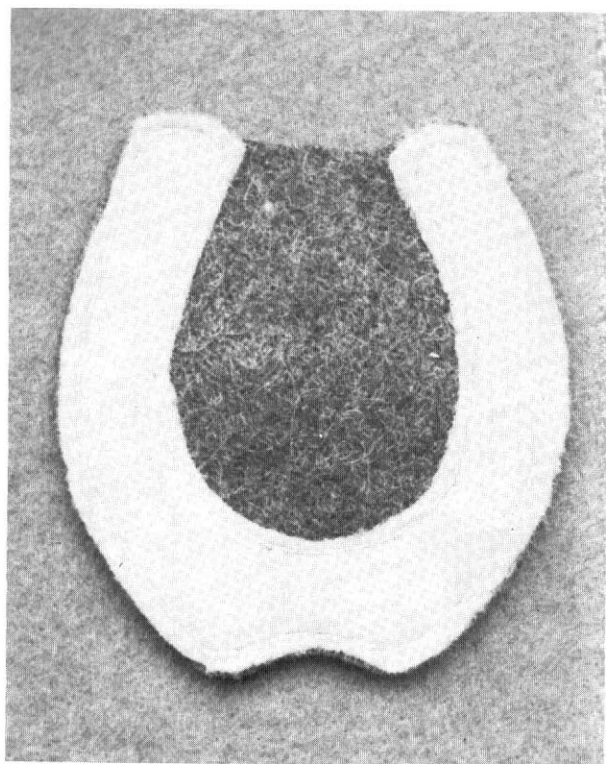
In the case of the 35th Division, the formation had gone to France in January 1916 and had proudly selected a red cockerel as its divisional sign. There is evidence that this device was worn on uniform also; an example exists in the Royal Army Museum in Brussels with a silver bullion rooster worked on a scarlet patch. However, the badges and the titles were discarded when the failure of the Bantam idea became all too apparent. The 35th Division went on to fight out the rest of the war on the Western Front, with a reputation second to none. Battalions with the division in mid-1917 were 19 Northumberland Fus. (Pioneers), 17, 18 and 20 Lanc Fus., 23 Manchester, 15 and 16 Cheshire, 14 Glosters, 15 Sherwood Foresters, 17 R.Scots, 17 W.Yorks, 19 Durham LI and 18 Highland LI.

36th (Ulster) Division (New Army)

The 36th was composed entirely of battalions of the Royal Irish Rifles and Royal Inniskilling Fusiliers raised in Ulster. It crossed to France in October 1915, and fought on the Western Front for the remainder of the war. The small populations of Ireland and Scotland made difficult the recruiting of replacements for the high casualties sustained by the divisions from those countries, and the 36th had lost some of its exclusively Ulster character by the end of the war. Even so, in late 1918 the infantry element consisted of 16 R.Irish Rif. (Pioneers), 1, 2 and 15 R.Irish Rif., 12 R.Irish Rif., 1 and 9 R.Irish Fus., 1, 2 and 9 R.Inniskilling Fus.—five Regular battalions and only four of the original battalions. The 36th Division used a scheme of battle patches featuring coloured inverted triangles for the senior brigade, half-circles for the intermediate brigade and rectangles for the junior brigade. These have been noted being worn on the sleeves and on helmet covers. Late in the war the Red Hand of Ulster divisional sign, embroidered on a drab shield, was worn on the sleeves.

37th Division (New Army)

The connection between the horseshoe and good luck was evident in the scramble to select symbols



The gold horseshoe divisional sign of the 37th Div., as worn on the uniform after November 1916; see also colour plate B6.

for divisional signs: several divisions chose this badge, that of the 37th being a gold horseshoe. Originally displayed with the points downwards, it was reversed on the orders of the GOC taking over command in November 1916, in order 'to keep the good luck in'. Late in the war it was ordered to be worn on the sleeves of all divisional personnel in addition to the scheme of battle patches that had been worn up until that time. Thus, division, brigade, battalion and company were indicated on uniform. The 37th Division arrived in France in July 1915 and fought on the Western Front until the Armistice. At that time its infantry consisted of 9 N.Staffs (Pioneers), 8 Lincolns, 8 Somerset LI, 4 Middlesex, 10 R.Fus., 13 KRRC, 13 Rifle Brigade, 13 R.Fus., 1 Essex and 1/1 Herts.

38th (Welsh) Division (New Army)

Formed in 1915, the division went to France in the December of that year and fought on the Western Front for the remainder of the war. The infantry element of the 38th was formed entirely from battalions of the Royal Welsh Fusiliers, South


Wales Borderers and the Welsh Regiment. Appropriately, the device chosen for the divisional sign was the Red Dragon of Wales. A scheme of battle patches was worn on the sleeves, the shape of the patches indicating brigade, and the colour the unit. When the divisional sign was ordered to be worn on the left sleeve, the redundant battle patch was sewn to the helmet cover. The original battalions of the division included 19 Welsh (Pioneers), 13, 14, 15 and 16 R.Welsh Fus., 10, 13, 14 and 15 Welsh, 17 R.Welsh Fus., 10 and 11 S.Wales Bord. and 16 Welsh.

39th Division (New Army)

This division began to form in southern England in the autumn of 1915. It had assembled in France by March 1916, and fought on the Western Front until it was 'reduced' in mid-1918. Thereafter the 39th was never reconstituted as a fighting formation, but stayed on lines of communications for the remainder of the war, acting as a training and drafting formation. Each brigade of the 39th had its own scheme of battle patches, featuring patches in regimental colours or shapes to indicate units. Edmund Blunden, then serving as an officer in 11 R.Sussex, mentions the scheme in his book *Undertones of War*. He notes that an officer who left the battalion in 1916 was still wearing his 'colours' on his back on his return in 1917, the colours having been moved to the upper sleeves since. The original composition of the division's infantry was 13 Glosters (Pioneers), 11, 12 and 13 R.Sussex, 14 Hants, 16 and 17 Sherwood Foresters, 17 KRRC, 16 Rifle Brigade, 1/1 Herts, 1/1 Cambridgeshire, 1/6 Cheshire and 4/5 Black Watch. It will be noted that although the 39th was a New Army division, its junior brigade was made up of Territorial Force battalions.

40th Division (New Army)

The 40th was the second formation to start life as a Bantam Division. Like the 35th it soon dropped the Bantam title, but it clung to the cockerel on its divisional sign—a sign with an interesting story. When the 40th arrived in France in June 1916 it selected a white diamond as a divisional sign. This sign was also taken up by the 48th Division, who had been in France since the previous year, and therefore claimed precedence over the 40th when the duplication was pointed out. The 40th



Insignia of the 40th Div. made up for wear on uniform. It is not known whether this was actually worn as a divisional sign, or was used as a battle badge. The system of battle patches in use within the 40th Div. for most of the war used diamond-shaped patches in various colours. (W. Hughes collection)

overcame the problem by painting the head, tail and feet of a cockerel behind their diamond. After the division captured Bourlon Wood in November 1917 it added an acorn and leaves to its divisional sign to commemorate the action. In World War Two the diamond and acorn was used as a deception plan to fool the Germans into believing that a 'phantom' 40th Division had arrived in the Middle East. Later still, at the time of the Korean War, a 40th Division was formed in Hong Kong and chose a cockerel, minus the diamond, acorn, etc., for its divisional sign. The 1916-vintage 40th Division stayed on the Western Front, fighting there until its infantry were reduced to cadre after the losses of early 1918. The division was reconstructed with former Garrison battalions in mid-1918, and went on to fight in the closing battles of the war on the Western Front. The division's infantry in 1917 included 12 Green Howards (Pioneers), 19 R.Welsh Fus., 12 S.Wales Bord., 17



A private of the 1/5th East Lancashires, 1918. His battle patch bears a white '5' on a green diamond ground, indicating a unit of the intermediate brigade of the 42nd Div.; see also colour plate Cg. (D. W. Quarmby collection)

and 18 Welsh, 11 King's Own, 13 E. Surrey, 14 Highland LI, 14 Argylls, 12 Suffolk, 13 Green Howards, and 20 and 21 Middlesex.

41st Division (New Army)

The last of the New Army formations. The 41st was formed from battalions raised mostly in the south of England by civic dignitaries. They enjoyed quaint supplementary titles such as 'Arts and Crafts' and 'Yeoman Rifles'. The division went to France in May 1916 and fought on the Western Front for the remainder of the war, except for a spell when the

41st was sent to Italy from November 1917 to March 1918. A scheme of battle patches existed within the division at the time it went to France, but it may have been allowed to lapse by 1918. Photographs of the troops of the 41st taken in that year show no battle insignia. Battalions serving with the 41st Division in 1917 included 19 Middlesex (Pioneers), 12 E.Surrey, 15 Hants, 10 and 11 R.W. Kent, 18 and 21 KRRC, 10 and 11 Queen's, 23 Middlesex, 20 Durham LI and 26 and 32 R.Fus.

42nd (E. Lancashire) Division (Territorial Force, 1st Line)

The Territorial divisions had been in existence for years prior to 1914; yet when the War Office set out a system of numbering for divisions, it gave the Territorials the most junior designations. In doing so they were demonstrating, in a most petty way, the Regulars' contempt for the Territorial Force in general, and Kitchener's in particular. Both were proved wrong in the Great War, where the Territorials proved themselves to be the equal of any British formation; and two divisions in particular, the 51st (Highland) and the 55th (W.Lancs), won fame as two of the best divisions in the whole British Army.

The 42nd Division was sent to Egypt in September 1914, and to Gallipoli in May 1915. It fought there until the evacuation, when it returned to Egypt until May 1917, and then to the Western Front, fighting there for the remainder of the war. On its arrival in France the infantry of the division included 1/7 Northumberland Fus. (Pioneers), 1/5, 1/6, 1/7 and 1/8 Lancs Fus., 1/4 and 1/5 E.Lancs, 1/5, 1/6, 1/7, 1/8, 1/9 and 1/10 Manchesters. The scheme of battle patches used by the division consisted of diamonds of coloured cloth, red for the senior brigade, green for the intermediate brigade, and yellow for the junior brigade. On these patches were embroidered the designations of the battalions, machine gun companies, trench mortar batteries, etc. The complete scheme is laid out in full in the divisional history, making it one of the best recorded of the war. As late as 1966 the 8th (Ardwick) Bn., the Manchester Regiment (TA) was still proudly wearing a red '8' on a yellow diamond as a 'regimental arm badge', one of the longest surviving examples of a 1914-18 battle patch.

43rd (Wessex) Division, 44th (Home Counties) Division and 45th (2nd Wessex) Division (all Territorial Force)

These three divisions were sent overseas in 1914 to relieve Regular battalions garrisoning the Empire. The bulk of the force went to India, where they were used as a pool from which reinforcements could be drawn, first for the Middle East and then France. Very little of the original establishment of these divisions remained by 1918.

46th (N. Midland) Division (Territorial Force, 1st Line)

The 46th was the first Territorial division to arrive in France. On 8 March 1915 it had concentrated in France, and for the remainder of the war it fought on the Western Front. The division had a complicated scheme of battle patches which was subject to modification as the war went on. Devices were worn on sleeves, helmets and even on service dress caps; supplementary devices identified officers. In the 137th Infantry Brigade, which was composed of battalions from Staffordshire, the battle patches featured the Staffordshire Knot. The patches of the 138th Inf. Bde. were all yellow, while those of the 139th were green. The complete story of the battle insignia of this division has yet to emerge. Infantry with the 46th Division in late 1918 included 1/1 Monmouths (Pioneers), 1/5 and 1/6 S.Staffs, 1/6 N.Staffs, 1/5 Lincoln, 1/4 and 1/5 Leicesters, 1/5, 1/6 and 1/8 Sherwood Foresters.

47th (2nd London) Division (Territorial Force, 1st Line)

The 47th arrived in France as a complete Territorial division just after the 46th. It went on to fight for the remainder of the war on the Western Front. In 1915 the division's infantry comprised 1/4 R.Welsh Fus. (Pioneers), and 1/6, 1/7, 1/8, 1/15, 1/17, 1/18, 1/19, 1/20, 1/21, 1/22, 1/23 and 1/24 battalions of the London Regiment.


48th (S. Midland) Division (Territorial Force, 1st Line)

The 48th had concentrated in France by early April 1915, and it fought on the Western Front until November 1917, when it was ordered to Italy; there it remained for the duration of the war. It was in this



Captain, 1/24th London Regt. (Queen's), 1918. The red playing card 'spade' device on the sleeve is part of the battle patch scheme of the 47th Div.; the bar below it is a company indicator. See also colour plates B5, D22. The cap badge is that of the Queen's, repeated on the collar above 'T' for Territorial. Note placing of two gold wound stripes relative to the cuff ranking on the left sleeve. (D. W. Quarmby)

division that Charles Carrington, author of *Soldier from the Wars Returning*, served. In his book he noted, 'Some Divisions . . . introduced coloured flashes and patches worn on the collar or shoulder-strap to identify units, or even companies within units, so that by the end of the war we were all considerably striped and spotted, another mark of the front-line soldier.' The infantry element of the 48th Division included, in 1917, 1/5 R.Sussex (Pioneers), 1/5, 1/6, 1/7, and 1/8 R.Warwicks, 1/4, 1/5 and 1/6 Glosters,



48th, 49th and 50th Divs.:

A white diamond was the divisional sign of the 48th Div. (1); it was painted on helmets in 1918 with regimental badges superimposed on the diamond. (2) A sergeant of one of the R.Warwickshire battalions which made up the senior brigade of the 48th Div.; in this brigade shoulder straps were covered in coloured cloth to indicate companies—A, blue; B, red; C, yellow; D, green. Unit was indicated by arm patches: 1/5th and 1/7th R.Warwicks had a horizontal patch of red and blue

respectively, 1/6th and 1/8th R.Warwicks vertical patches in the same colours. Company colours as at (3) were also worn in the junior brigade, along with titles as at (4), (5) and (6).

(7) Divisional sign of the 49th Div., with, right, the shapes of the brigade arm patches; colours indicated the units.

(8) Divisional sign of the 50th Div., with, below, shapes of the brigade arm patches; colours indicated the units, but are unconfirmed.

1/7 and 1/8 Worcesters, 1/4 Ox and Bucks LI, 1/1 Bucks Bn. and 1/4 R.Berks.

49th (W.Riding) Division (Territorial Force, 1st Line)

The 49th Division crossed to France in April 1915, and fought on the Western Front until the end of the war. Very appropriately, it chose the white rose of Yorkshire as its divisional sign, but no evidence has emerged to show that this was ever worn on uniform during the war. (It was certainly worn post-war, and in the early part of World War Two until the adoption of the 'Polar Bear' divisional sign.) Infantry serving with the division in 1918 consisted of 19 Lincs Fus. (Pioneers), 1/5, 1/6 and 1/7 W.Yorks, 1/4, 1/6 and 1/7 Duke of Wellington's, 1/4 KOYLI, 1/4 and 1/5 York and Lincs.

50th (Northumbrian) Division (Territorial Force, 1st Line)

The 50th also arrived in France in April 1915, to fight on the Western Front until the Armistice. The scheme of battle patches used by this division was notable because of the size of the patches, particularly those of the 151st Inf. Bde., who wore diamonds of coloured cloth which virtually covered the tops of sleeves. In 1917 the division's infantry consisted of 1/7 Durham LI (Pioneers), 1/4, 1/5, 1/6 and 1/7 Northumberland Fus., 1/4 E.Yorks, 1/4 and 1/5 Yorks (Green Howards), 1/5, 1/6, 1/8 and 1/9 Durham LI and 1/5 Border.

51st (Highland) Division (Territorial Force, 1st Line)

A contemporary observer recorded that: 'By 1917, [the 51st Highland Division was] perhaps the best

See text for captions




29 RES
PARK




1 CAV
24

See text for captions




See text for captions




See text for captions




11



12



13



14



15



16



See text for captions



17



18

19

20

21

22





1

2

3

4

5

6

7

8

See text for captions

See text for captions



See text for captions




1

2

SIGNAL OFFICE

303 INCH IN BANDOLIERS



3



4



6



5

not only among the Territorial divisions in France; but in the whole Army.' On the record of achievement of this division, few would argue against that statement. The 51st crossed to France in April/May 1915 and fought on the Western Front for the remainder of the war. The appearance of the infantry of the division was quite distinctive, at a time when all Highland infantry wore the kilt to war. Probably for that reason the infantry of the 51st did not begin to wear the famous 'HD' sign on their sleeves until 1919, whereas it had been worn by the other—non-kilted—troops of the division in the last year of the war. Instead, the Highland infantry wore stripes of cloth on their sleeves to indicate brigade by colour, and battalion by their

number. Infantry serving with the 51st in 1917 included 1/8 R.Scots (Pioneers), 1/4, 1/5 and 1/6 Seaforth H, 1/4, 1/5, 1/6 and 1/7 Gordon H, 1/7 and 1/8 Argylls, 1/6 and 1/7 Black Watch and 1/9 R.Scots (Highlanders).

52nd (Lowland) Division (Territorial Force, 1st Line)

The 52nd began its war when it arrived in the Gallipoli peninsula in June 1915. The division fought in the campaign there until the British

The divisional sign of the 51st Div. painted on the helmet of a corporal of a divisional artillery mortar battery, 1918: note the blue grenade mortar badge worn above his badges of rank. (Imp. War Mus.)



evacuation, when it was sent to Egypt to defend the Canal Zone, and to take part in the advance on Palestine. In April 1918 the division was ordered to the Western Front, and fought there until the war's end. If the division had a scheme of battle patches prior to its arrival in France, little evidence for it exists. There is, however, plenty of photographic and documentary evidence of the 'cuff-stripe' scheme worn by the infantry of the division in France. The wearing of the divisional sign on uniform probably dates from after the re-formation of the division in Scotland in the 1920s. In late 1918 the infantry of the division consisted of 17 Northumberland Fus. (Pioneers), 1/4 and 1/5 R.Scots Fus., 1/4 KOSB, 1/4 and 1/5 R.Scots, 1/7 Cameronians, 1/5, 1/6 and 1/7 Highland LI.

51st and 53rd Divs.:

(1) Divisional sign of the 51st Div. (2) Member of one of the division's machine gun companies, who wore Scottish headdress with the Machine Gun Corps badge, and a sleeve cross in the brigade colour—red, dark blue or light blue respectively. (3) The patch worn by men of the divisional ASC. (4) The patch worn by 153rd Light Trench Mortar Battery. (5) The patch worn in a variety of colour combinations by the divisional artillery, engineers, etc. The infantry of the division wore from one to four bars on the upper sleeves, colour identifying brigade and number identifying unit, as at (6). At first officers wore the bars vertically, Other Ranks horizontally; eventually the two senior brigades wore the bars horizontally and the junior brigade vertically, all ranks.

(7) Divisional sign of the 53rd Div.

53rd (Welsh) Division (Territorial Force, 1st Line)

Like the 52nd Lowland, the 53rd Welsh Division was sent to the Dardanelles for its first taste of the war, landing at Suvla on 9 August 1915. After the evacuation the division was shipped to Egypt to take part in the defence of the Suez Canal, and the advance into Palestine, remaining there until the end of the war. The 53rd had a scheme of battle patches, worn on the tropical helmet and the sleeves of the service dress jacket, but little is known of it except for isolated examples. In mid-1918 all but three of the division's infantry battalions were either disbanded or sent to France for the Western Front. Their places were taken by Indian battalions. In 1917 the infantry had comprised an Indian pioneer battalion and 1/5, 1/6 and 1/7 R.Welsh Fus., 1/1 Hereford, 1/4 and 1/7 Cheshire, 1/4 and 1/5 Welsh, 2/4 Queen's, 1/4 R.Sussex, 2/4 R.W.Kent and 2/10 Middlesex.

54th (E. Anglian) Division (Territorial Force, 1st Line)

The 54th was another Territorial division sent to the Dardanelles in 1915. It landed at Suvla in August and fought there until ordered to Egypt in



December. After disembarkation at Alexandria units of the division were sent to the Western Desert to quell an uprising by the Senussi Arabs, after which the division took its place in the defence of the Suez Canal, and eventually the advance into Palestine. A scheme of battle patches was used by the division later in the war. It featured patches in regimental colours, but little is known of it except for isolated examples. In Palestine, in 1917, the infantry consisted of 1/4, 1/5, 1/6 and 1/7 Essex, 1/5 Bedfords, 1/4 Northants, 1/10 London, 1/11 London, 1/4 and 1/5 Norfolk, 1/5 Suffolk and 1/8 Hants.

55th (W. Lancs) Division (Territorial Force, 1st Line)

Between November 1914 and April 1915 the infantry of the 55th Division was posted away to provide reinforcements for the British Expeditionary Force in France or, as in the case of one brigade, to replace other Territorial battalions which had gone to France. In November 1915 orders were issued to reassemble the 55th Division in France, and the infantry and artillery contingents were returned to the divisional fold. By January 1916 the division was complete, and it went on to continue to fight on the Western Front. The 55th was considered to be one of the best divisions in the BEF,

and nowhere was this better borne out than by their stubborn stand at Givenchy-Festubert in April 1918. The 55th's divisional sign, the red rose of Lancaster, was worn on the sleeves by all ranks, with battle patches worn below the collar on the back to indicate brigade and unit. Infantry battalions serving with the 55th in 1917 included 1/4 S.Lancs (Pioneers), 1/4 King's Own, 1/8 King's, 2/5 Lancs Fus., 1/5, 1/6, 1/7 and 1/9 King's, 1/5 King's Own, 1/10 King's, 1/5 S.Lancs and 1/5 Loyals.

56th (1st London) Division (Territorial Force, 1st Line)

In 1914 the 56th Division was used as an odd-job and reinforcement pool, in such a way as to cast doubts on the professional ability of those at the War Office issuing such orders. An existing division was broken up piecemeal to send a brigade to Malta, three battalions to another formation in England, and three battalions to France; what was left of the division was transferred to the second line. It took until the February of 1916 before the 56th could be reassembled in France, where the reconstituted division fought on the Western Front for the remainder of the war. Most of the battalions


Divisional signs of the 55th Div., in red and green on drab. (W. Hughes collection)



in the division wore embroidered cloth titles at the top of their sleeves, below which the divisional scheme of battle patches was worn. In 1917 the infantry on strength consisted of 1/5 Cheshire (Pioneers), 1/1 and 1/3 London, 1/7 and 1/8 Middlesex, 1/4, 1/12, 1/13, 1/14, 1/2 1/5, 1/9 and 1/16 London.

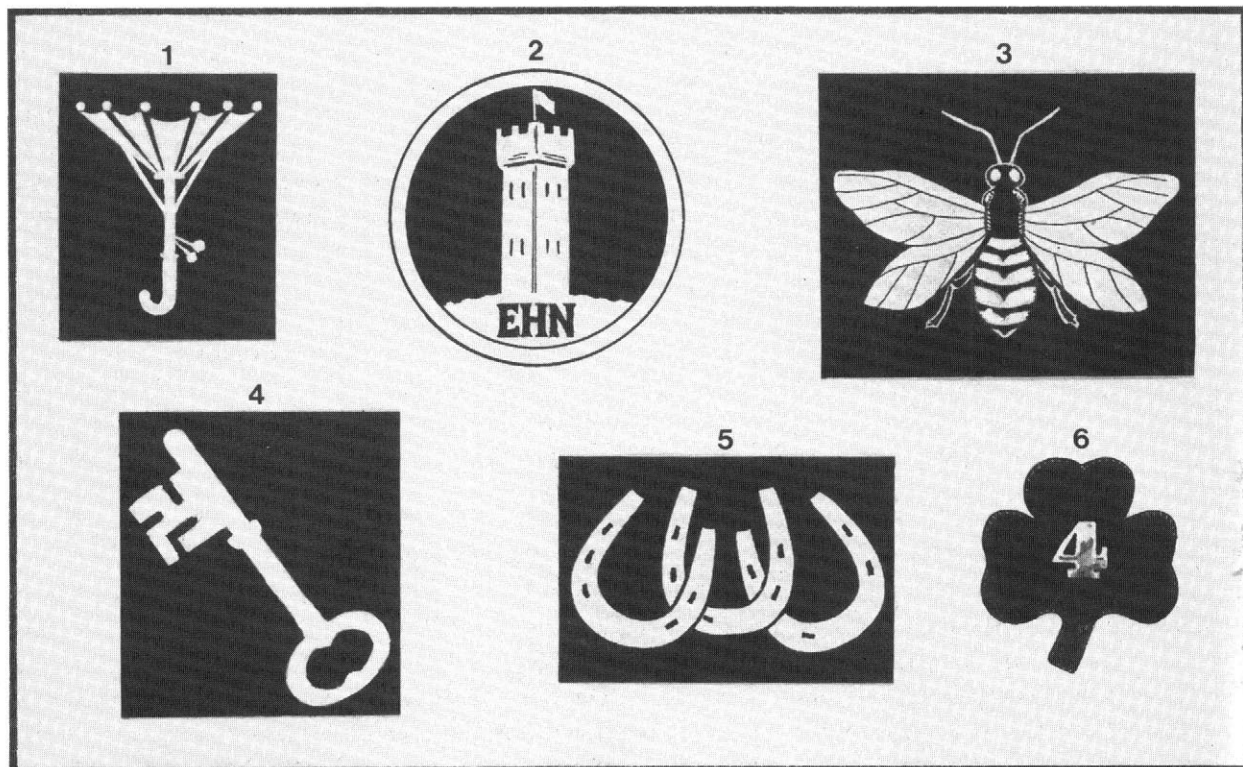
57th (W. Lancs) Division (Territorial Force, 2nd Line)

In August 1914 Territorial units in which 60 per cent or more of the personnel had volunteered for service overseas were ordered to form reserve or 'second line' units. The nucleus of these units were those men who had not volunteered for Imperial Service. (It must be remembered that the Territorial Force existed for the defence of the United Kingdom prior to the outbreak of war. Individuals could volunteer to serve overseas in the event of war and a high proportion did so, wearing an 'Imperial Service' badge on the right breast.) In this way the 57th Division was born, moving to France in February 1917, and fighting on the Western Front until the Armistice. In 1918 personnel wore the divisional sign on their right sleeve, and a battle patch scheme on their left



Divisional sign of the 57th Div., in red and white on black. (W. Hughes collection)

Divisional signs of the 54th Div. (1); 58th Div. (2); 60th Div. (3); 75th Div. (4); and 3rd Cavalry Div. (5). Sleeve patch of the 4th Tyneside Irish (Northumberland Fusiliers), 34th Div. (6).



indicating brigade, battalion and company. Battalions on strength in late 1918 included 2/5 Loyals (Pioneers), 2/5 King's Own, 2/4 Loyals, 2/6, 2/7 and 1/8 King's, 2/9 King's, 2/4 S.Lancs and 1 R.Munster Fus.

58th (2/1st London) Division (Territorial Force, 2nd Line)

The 58th Division crossed to France in January and February 1917 and fought on the Western Front for the remainder of the war. The divisional sign, a representation of the Tower of London, was painted on the backs of steel helmets and a scheme of battle patches was worn on the sleeves. In mid-1917 the infantry of the division consisted of 4 Suffolk (Pioneers), and the 2/1, 2/2, 2/3, 2/4, 2/5, 2/6, 2/7, 2/8, 2/9, 2/10, 2/11 and 2/12 Bns. of the London Regiment.

59th (N. Midland) Division (Territorial Force, 2nd Line)

After its formation the 59th Division, like other 2nd Line formations, settled down in the Luton area and began sending drafts to the first line; in April 1916, however, it was ordered to Ireland to help suppress the Easter uprising in Dublin. In February 1917 it began moving out to France and the Western Front, where it fought until it was 'reduced' in March 1918, following heavy casualties incurred in the German offensive. It was reconstituted with 'Garrison Guard' battalions, and later took part in the closing battles of the war, being the first Allied formation to cross the Scheldt. The men of the reconstructed division wore the divisional sign on the back of their jackets with the original scheme of battle patches on their sleeves. Battalions with the division from mid-1918 included 25 KRRC (Pioneers), 25 King's, 26 R.Welsh Fus., 17 R.Sussex, 11 Somerset LI, 15 Essex, 2/6 Durham LI, 36 Northumberland Fus., 11 R.Scots Fus. and 13 Duke of Wellington's.

60th (2/2nd London) Division (Territorial Force, 2nd Line)

In common with most second line formations it was not until the end of 1915 that the 60th Division received its full complement of small arms and artillery. It crossed to France in June 1916, and fought on the Western Front until November of that

year when it was ordered to Macedonia. It fought there until June 1917, when it was withdrawn and sent to Palestine. In July 1918 two of the infantry battalions of the division were disbanded and seven were sent to France as reinforcements for the Western Front. The vacancies were filled with Indian infantry units, and the supplementary titles of the 60th Division were dropped. A scheme of battle patches was worn in this division, but only a partial picture has emerged. Infantry units on strength in early 1917 consisted of 2/13, 2/14, 2/15, 2/16, 2/17, 2/18, 2/19, 2/20, 2/21, 2/22, 2/23 and 2/24 Bns. of the London Regiment.

61st (S. Midland) Division (Territorial Force, 2nd Line)

This division arrived in France in May 1916. It fought on the Western Front for the remainder of the war. In mid-1917 the infantry battalions serving with the division were 1/5 DCLI (Pioneers), 2/5, 2/6, 2/7 and 2/8 R.Warwicks, 2/4, 2/5 and 2/6 Glosters, 2/7 and 2/8 Worcesters, 2/4 Ox and Bucks LI, 2/1 Bucks Bn. and 2/4 R.Berks.

62nd (W. Riding) Division (Territorial Force, 2nd Line)

The 62nd crossed to France in January 1917 and fought on the Western Front until the Armistice. A joke was current throughout the division concerning the divisional sign, of which it was said that, 'When t'—duck puts its—foot down t'—war will be over.' When the war *was* over the 62nd Division was the only Territorial formation privileged to carry out occupation duties on the Rhine and at this time the 'duck' (see colour plate E5) was always displayed on divisional transport, etc., with its foot down! Infantry units with the division at the time of the Armistice were 2/8 W.Yorks, 1/5 Devons, 2/20 London, 2/4 and 1/5 Duke of Wellington's, 2/4 Hants, 2/4 and 1/5 KOYLI and 2/4 York and Lancs.

63rd (Royal Naval) Division


The formation of the original Royal Naval Division was the idea of Winston Churchill when he was First Lord of the Admiralty. Churchill's Assistant Director of Naval Operations is on record as describing the division as 'foolery', and 'Winston's tuppenny untrained rabble'; and as going on to say,

'It is a tragedy that the Navy should be in such lunatic hands at this time'. The division continued to draw adverse comment in its early years, not all of it without justification; but by the time it had weathered its baptism of fire at Antwerp in 1914, and at Gallipoli in 1915, it returned to the Western Front in 1916 to become, in time, one of the best fighting divisions in that theatre. Sadly, it had

suffered grievous losses by this time, and only part of the division could boast naval origins. In late 1916 the infantry element of the division comprised 14 Worcesters (Pioneers), Howe Bn., Anson Bn., 1 R. Marine LI, 2 R. Marine LI, Drake Bn., Hawke Bn., Nelson Bn., Hood Bn., 1 Honourable Artillery Company, 7 R. Fus., 4 Bedfords and 10 R. Dublin Fus.

Officers of the King's Own Yorkshire Light Infantry, 62nd Div., confer with their French allies, 1918. Note the regimental badge painted on the front of the helmets. The red diamond battle patch worn on the 'trench-mac' by the officer seated at left marks him as a member of 5th KOYLI: see also colour

plate D1. The blue (showing here as white) patches on the jackets of the other officers show them to be from 2/4th KOYLI. The patches worn by the other brigades in 62nd Div. were circular and rectangular. (Imp. War Mus.)



64th (Highland), 65th (Lowland), 67th (Home Counties), 68th (Welsh) and 69th (E. Anglian) Divisions (Territorial Force, 2nd Line)

These divisions did not go overseas from the United Kingdom.

66th (E. Lancs) Division (Territorial Force, 2nd Line)

The 66th arrived in France in March 1917 and fought on the Western Front until it was reduced to cadre in April 1918. In the July of that year it was reconstituted with fresh battalions and went on to fight in the closing battles of the war. In June 1917 the infantry of the division included 5 Border (Pioneers), 3/5, 2/6, 2/7 and 2/8 Lancs Fus., 2/4 and 2/5 E.Lancs, 2/5, 2/6, 2/7, 2/8, 2/9 and 2/10 Manchesters.

No **70th Division** was ever formed.

71st, 72nd and 73rd Divisions

These divisions did not go overseas from the United Kingdom.

74th (Yeomanry) Division

In March 1917 the 74th Division began to form in the Middle East from the 2nd, 3rd and 4th (dismounted) Yeomanry Brigades. It fought at Gaza and in Palestine until April 1918, when it was withdrawn from the line and sent to France. The 74th then took part in the final battles of the Western Front. In early 1918 the infantry of the division comprised 1/12 Loyals (Pioneers), 16 Devon, 12 Somerset LI, 12 R.Scots Fus., 14 Black Watch, 10 Buffs, 12 Norfolk, 15 Suffolk, 16 R.Sussex, 24 and 25 R.Welsh Fus., 24 Welsh and 10 KSLI.

75th Division

This division was formed in the Middle East from Territorial Force and Indian Army units arriving from India. The 75th went on to fight in the invasion of Palestine and the final defeat of the Turks. The division had no known scheme of battle patches. On formation in 1917 its infantry included 2/32 Sikhs (Pioneers), 1/5 Devon, 2/4 Somerset LI, 2/5 Hants, 1/4 Wilts, 1/5 Somerset LI, 2/4 Hants, 2/4 Dorset, 29 Punjabis, 2/4 Devon, 1/4 DCLI, 58 Frontier Force Rif. and 123 Outram's Rif. Later,



A private of the North Staffordshire Regt. photographed in 1918 wearing the battle patches of the 176th Light Trench Mortar Battery, 66th Division. The division's infantry brigades wore patches in blue (176th Inf.Bde.), yellow (177th) and green (178th). Battalions within brigades were identified by the shapes of the patches: triangles, circles, squares and diamonds respectively. The patch here seems to be a dark blue rectangle with the lighter blue mortar grenade superimposed; cf. colour plate E2, and see also D18. (R. G. Harris Collection)

three of the British battalions were sent to France and three were disbanded. Their places were taken by Indian Army units.

1st, 2nd and 3rd Cavalry Divisions

These divisions were composed almost entirely of Regular cavalry regiments. They served throughout the war on the Western Front, tending their animals, occasionally serving as infantry, but usually waiting for the opportunity of mounted action. Such occasions were few and far between. Only in the 3rd Cavalry Division, which included the Canadian Cavalry Brigade, was a scheme of battle patches in use. Units serving with the 3rd included 3 Dragoon Gds., 1 R.Dragoons, 10 Hussars, 7 Dragoon Gds., 6 Inniskilling Dragoons, 17 Lancers, R.Canadian Dragoons, Lord Strathona's Horse and Fort Garry Horse.



The only cavalry division to adopt a scheme of battle patches was the 3rd; this trooper of the 17th Lancers displays the black shamrock sleeve patches worn by his regiment as part of the divisional scheme. (D. W. Quarmby collection)

The Plates

The following notes on the British uniform of the 1914–18 period will help to avoid constant repetition in the captions to the plates.

Headdress

The stiff-crowned service dress cap proved unsuitable for conditions in the field. It was replaced in 1915 by a soft cap with a neck- and ear-protecting curtain (the 'Gor'blimey'), but this became redundant when steel helmets were issued in 1916. From 1917 a soft cap that could be folded and put in a pocket or haversack was issued. This last item can

easily be recognised by the lines of stitching on its peak and band. Balaclava helmets and 'caps, comforter' were worn in bad weather, and there were foul-weather covers for both officers' and OR's caps. Scottish infantry went to war wearing the impractical Glengarry bonnet, but this was replaced by a blue Balmoral (sometimes worn inside-out to show the drab lining, or sometimes with a drab cover, complete with neck-curtain). The blue Balmoral gave way to a drab Balmoral, which, in turn, was replaced by a Balmoral made of drab serge, the 'Tam-o'-Shanter'. Steel helmets were at first issued unpainted, so urgent was the need to get them to the troops. They were covered in hessian, drill, serge, etc., and were also painted with any paint available, the commonest colour being the service grey issued to paint vehicles. By the war's end khaki and green were also available. In the tropics steel helmets were provided with a drill cover and a neck curtain, but the troops usually wore the tropical helmet or topee, or, in Macedonia, a felt hat. The latter item was provided by charity 'comfort' funds and was grey/green when new: apparently, it faded to a pinkish shade in the sun.

Service Dress

The regulation pattern for Other Ranks was established by 1914, but the rush to manufacture suits for the rapidly-expanding Army led to a simplified 'utility' pattern jacket being introduced. This had a plain back, large unpleated breast pockets, and no 'rifle patches' on the shoulders. Some had buttons devoid of insignia. In 1916, with shortages overcome, a reversion to the pre-war pattern jacket was made in the clothing factories. Greatcoats for Other Ranks came in two patterns, mounted and dismounted. The mounted variety was a double-breasted garment, short, and with no pleats or belt at the back. The dismounted pattern greatcoat also underwent a 'utility' period when 'rifle-patches' were discontinued, along with turn-back cuffs.

Officers' service dress is a study in itself. It was not issued, but bought privately from a tailor. Individual preference was exercised to a great degree at a time when uniformity of dress was secondary to comfort and other more pressing considerations. In this atmosphere the dandies

among the officer corps indulged themselves with bleached shirts and ties, dove-grey breeches and pale fawn puttees. Greatcoats were seldom worn by officers after the first winter of the war, the 'trenchmac' or Burberry being the preferred item.

Footwear

The issue ankle-boot of the British Army in 1914-18 was made from reversed hide and was packed with grease after manufacture. Its colour was that of a bar of carbolic soap. Orders of the time specified that boots would be kept 'brown' (the colour of all leather worn by the British Army in the field) and dubbed. Officers bought their own boots, and the fashion of sporting 'trench boots' soon caught on.

Protective clothing

Winter and mud in the trenches led to a variety of special clothing and footwear being issued, from waders and Wellingtons to goat-hair waistcoats and oilskins. The two garments which eventually became general issue were the leather (lined with serge) jerkin, and the waterproof cape.

Tropical clothing

Basically, the only concession the British Army made to tropical climates, as far as clothing was concerned, was to wear a service dress made of khaki drill instead of drab serge. In the early years of the century shorts were a novel innovation, first worn cut well below the knee. (Shorts were also worn with drab serge service dress in France, cut in the manner of 'Bombay bloomers' so that they could be folded down and tucked into the puttees.) Topes, neck curtains and spinepads were all issued to prevent the heat of the sun from striking at the head and back to bring about what was then termed simply 'sunstroke'. These items, combined with an inadequate water ration and the extreme physical exertion of marching, probably contributed to heat exhaustion, but it would take a later generation of soldiers to prove this.

The uniform issued to the British Army in the Great War was more than adequate for its purpose. Dressed in layers of flannel, wool and serge, and with boots that were regularly greased, the British Army lived in the open on the soggy plains of northern France and Flanders for four and a half

years without suffering any serious general breakdown in health.

A1: Corporal bomber, C Coy., 8th Bn. King's Royal Rifle Corps; 14th Division, September 1915

The corporal hurls a No. 1 Mk.II grenade taken from an improvised pannier. He wears a rolled-up Phenate Hexamine ('PH') gas helmet, 'utility' service dress, and 1914 leather equipment. Note the buttoned-up 'shorts', quite widely worn on the Western Front; and small haversack for the PH helmet. The bomber's badge on his right arm is khaki drab with a red flame. The battle patches indicate the battalion within the brigade (red triangle) and the company (blue bar); the other brigades of the 14th Div. used different systems, but all indicated unit and company.

A2: Major, Staff, 2nd Mounted Division; Gallipoli, 1915
Note the legend 'in clear' on his divisional staff brassard; the major's staff patches; the ribbons of the King George V Coronation and King's South Africa Medals and Territorial Decoration; and the divisional flag of the 29th Div. in the background.

A medical orderly of 64th Field Ambulance, 21st Div., lights a Woodbine for a wounded German prisoner; Epehy, September 1918. The crimson rectangle patches denoting a unit of this division are worn on the back and upper sleeves, and painted on the front of the helmet. (Imp. War Mus.)





A scene at Savigny-sur-Ardre in May 1918. Visible on the uniforms of the Tommies are the battle patches of the 12/13th Northumberland Fusiliers, 21st Div.: the red disc on the sleeve indicates the senior brigade, 62nd Inf.Bde.; the red 'V' below the collar on the back of the jacket identifies the Northumberland Fusiliers, the old 5th of Foot; and—less obvious—a red band is painted around the helmets at the base of the crown. (Imp. War Mus.)

A3: Brigade pennant, 9th Infantry Brigade; and staff brassard, 23rd Infantry Brigade; both 1914

A4: Private, 6th Bn. Leicestershire Regiment; 37th Division, 1915

The 110th Inf.Bde. was made up of the 6th, 7th, 8th and 9th Leicesters, who wore the divisional scheme of battle patches. Battalions were identified by the shape of the patch—circle, rectangle, square and triangle respectively—and brigades by colour: yellow, blue and red, in order of seniority. However, the Leicesters also wore on the collar the patches of a previous scheme—here, black—which were allowed to be retained by 'originals' but not worn by replacements who arrived after the old scheme

became redundant. Collar patches thus grew to be the mark of the survivor as time went by.

A5, A6, A7: Divisional signs:

NB: Throughout the colour plates, these are shown on squares of *grey* to represent display on *vehicles*; on *black*, to represent *signboards*; on *red*, to represent *brassards or flags*; and on *drab*, to represent *uniform*.

A5 was seen on the side of a GS wagon of the 29th Div. in 1915. A6 is the sign of the 8th Div. (the four sides of the two squares totalling eight); painted on vehicles and signs, it was also worn as a one-inch miniature on the right sleeve as a battle badge. A7, seen on the side of a lorry in 1914, is a sign of the 1st Cavalry Brigade.

B1: Private stretcher-bearer, 2nd Bn. Seaforth Highlanders; 4th Division, 1 July 1916

The stretcher-bearer (note brassard) is shown as he would have appeared on the first day of the Somme offensive. The green vertical rectangle patch on his

helmet cover is part of the first scheme of battle patches used by the 4th Div.: green, yellow and red indicating the brigades; and a horizontal rectangle, a vertical rectangle, a square and a diamond indicating battalions within brigades. A regimental device, in this case a patch of Mackenzie tartan, was worn on the sleeves. For the attack on 1 July the Seaforths also wore a 'C' in white tape stitched to their sleeves; other units wore different signs. Our subject wears the 'utility' service dress jacket and the first pattern steel helmet; note GC badges indicating nearly 20 years' service, rifle marksman's badge, and the ribbons of the Queen's and King's South Africa Medals and the long service and Good Conduct Medal.

B2: Private, B Coy., 3rd Bn. Worcestershire Regiment; 25th Division, 1916

B3: Private, 1/5th Bn. Gloucestershire Regiment; 25th Division, 1918

The earlier example of the 25th Division's red horseshoe is worn by the soldier of the 3rd Worcesters below a red bar indicating the senior brigade (the other two being blue and green respectively); the yellow shoulder straps indicate 'B' Coy.; and the battalion is identified by a regimental title or device, here the motto 'Worcestershire Firm' in white on green. By 1918 the scheme had been modified, as illustrated in B3: company and brigade were now indicated by bars worn on the sleeves—here, one yellow above three longer red. The regimental title is worn in red on green, above 'T' above '5'. Note regimental 'back badge' on helmet.

B4: Battle patches, 62nd Brigade, 21st Division

The senior brigade wore these in red, the others in green and yellow respectively. At first the patches indicating the battalion within the brigade (circle, rectangle, square and triangle) were worn on the sleeves and on the back; but by 1918 regimental devices replaced the back patches. Shown here are the battle patches for the 12/13th Northumberland Fusiliers (top), 3/4th Queen's Royal (West Surrey) Regiment (centre), and 1st Lincolns (bottom): in each case the 1918 back patch is shown at left, the sleeve patch at right.

B5: Battle patches, 141st Brigade, 47th Division

The 'card suit' patches shown identified the




Reconstruction: a private of the 1st Royal Fusiliers, 24th Div., 1918. The red cross indicates the second battalion of the senior brigade; the four-point silhouette of the divisional sign worn above it indicates the company by its colour.

battalions within the brigades of this division, the brigades being indicated by the colours: yellow, green and red in seniority order.

Divisional signs:

(B6) 37th Div., first pattern; *(B7)* 13th Div.; *(B8)* 1st Cavalry Div.; *(B9)* 2nd Cavalry Division.



The divisions which were sent to Salonika to fight on the Macedonian Front adopted strips of coloured braid on their shoulder straps as divisional signs: e.g. 26th Div., blue; 27th Div., buff or yellow; 28th Div., red, etc. The only division which did not follow this practice was the 60th, which had adopted a sign—see tone diagram on an earlier page—before arriving at Salonika.

C1: Bombardier, Royal Field Artillery; 15th Division, 1918

Note the divisional sign painted on the helmet, and the tartan battle patch on the upper sleeve. Below this is the gun layer's qualification badge; chevrons of rank; four overseas service chevrons; and on his left sleeve, two Good Conduct badges (chevrons) indicating more than five years' service, above two wound stripes. He wears the groundsheet/'cape, waterproof' introduced late in the war; the small-box respirator introduced in 1917; and carrying-panniers holding HE (yellow) and shrapnel (black) rounds for the 18-pounder gun. Wound stripes were instituted only in 1916, and overseas service stripes in 1918.

C2: Medical orderly, 2/3rd (West Riding) Field Ambulance; 62nd Division, 1917

Note cap cover; 1914 equipment; red cross badge on

forearm; RAMC shoulder title; and battle patch indicating the unit.

C3: Officer, 9th Bn. East Surrey Regiment; 24th Division, 1917

Officers of this division wore ribbons in regimental colours on the backs of jackets and greatcoats when they arrived in France; the fashion lapsed from late 1915 onwards in some battalions, but not in the E.Surreys, whose officers were painted still wearing their black, white and red ribbons late in the war. The four-pointed yellow device indicates D Coy. by its colour. The cross indicates the second senior battalion within the brigade; its green colour, the second brigade within the division.

C4: Brassards:

(*Top*) Signaller's brassard; sometimes a length of cloth actually stitched to the sleeve, as here. (*Centre*) Staff brassard of 74th Inf.Bde. (*Bottom*) Staff brassard of a Tank Corps officer.

C5: Brassards:

(*Top*) Infantry Base musketry instructor. (*Centre*) Commander, Royal Artillery, 55th Div. (*Bottom*) Military Policeman.

Divisional signs:

(*C6*) 63rd Div.; (*C7*) 39th Div.; (*C8*) 74th Div.; the broken spur was worn on backgrounds of blue, red and green by the senior, intermediate and junior brigades respectively, and on black by other divisional troops. (*C9*) 42nd Division.

D1: Captain and Adjutant, 5th Bn. King's Own Yorkshire Light Infantry; 62nd Division, 1918

Battle patches for the 62nd Div. were cut as circles, horizontal bars and diamonds for the three brigades respectively; battalions within brigades were identified by the patch colour—blue, red, yellow and green respectively. Note regimental badge painted on helmet; shoulder strap rank insignia; 'Burberry' trench-mac, and trench boots.

D2: Private, 18th Bn. West Yorkshire Regiment (2nd Bradford 'Pals'); 31st Division, Middle East, 1915

Photographs taken in England and the Middle East indicate that the battle patch scheme of the 31st Div.—explained in the caption to a diagram on another page—was one of the first to be used.


D3: Leading Seaman, Hawke Bn.; 63rd (Royal Navy) Division, 1918

Although supporting troops of the 63rd Div. were wearing the anchor divisional sign, in a variety of combinations of colours, on the uniform in 1918, it was not worn by the infantry. They wore battle patches indicating the battalion: Hawke, a black bird silhouette; Anson, a horizontal rectangle halved blue over light blue; Drake, a vertical rectangle halved blue (left) and light blue; Hood, a horizontal rectangle of light blue with dark blue centre stripe; Royal Marines, a square of Corps ribbon; and Army units, either a title or a patch of regimental ribbon. Below this was worn a square company patch: A Coy., red; B, blue; C, yellow; and D, green. Note the leading seaman's badge of rank—a red anchor—on the left arm; Army rank badges of equivalent rank (here, corporal) were worn on the right sleeve by petty officers and leading rates. Note signaller's badge, brassard and flag; wound stripe; ribbon of the Military Medal; and brass battalion shoulder title.

D4: Regimental Sergeant Major, 1st Bn. Scots Guards, Guards Division, 1918

While the 1st Scots Guards wore a patch of Royal Stuart pipe ribbon on the side of the cap, the 2nd wore a patch of cap dicing. The 2nd Bn. also wore a shoulder title with a thistle embroidered below the legend. Note full-colour badge of rank on both sleeves; blue battalion stripe; wound stripes; overseas service chevrons; and medal ribbons—DCM, South African war medals, LS and GC, and French Croix de Guerre.

The divisional sign of the 17th Div., in white on red. (W. Hughes collection)



D5: Private, 7th Bn. Tank Corps, 1918

By the end of the war the Tank Corps had expanded to 26 battalions, each identified by a battle patch worn on the shoulder strap; these have been well chronicled, and some are still in use today. The 7th wore patches halved green and red—note different helmet presentation. The white-on-khaki 'T.C.' title is worn as a sleeve patch, above the tank qualification badge on the right sleeve; note also steel mesh eye protector (helmet reversed when not in action), overseas service chevrons, 1914 equipment and brown 'canvas' overalls.

D6: Private, 1st Bn. North Staffordshire Regiment; 24th Division, 1918

By this date the 24th Div. were wearing helmet markings in regimental colours: here, red, black and white. Battle patches still indicated brigade, battalion and company in the sequences explained in a diagram on another page. Our subject is dressed for the assault; note leather jerkin, shovel, bandolier; and the cross-hatched weave of the GC chevrons worn on the left forearm—this latter point has no unit significance.

D7: Lance-Corporal, 7th Bn. North Staffordshire Regiment; 13th Division, Middle East, 1918

This Lewis gunner wears no insignia other than his rank chevron and his unit's battle patch on his topee. Uniform and equipment are typical for the Middle East; note that the khaki drill jacket has been discarded in favour of the issue flannel shirt.

D8: Captain, 10th Bn. Essex Regiment; 18th Division, 1916

In the scheme of the 18th Div. all officers' battle patches were triangular—see explanatory diagram on another page; this unit wore black, yellow and purple. Note cuff ranking, and regimental collar badges.

D9: Lieutenant-Colonel, 1st Bn. Tyneside Scottish (Northumberland Fusiliers); 34th Division, 1917

The four battalions of the Northumberland Fusiliers raised as Tyneside Scottish wore battle patches in red, yellow, black and blue in the shape and position shown. Note Glengarry bonnet; shoulder titles incorporating fusilier grenade badge; and cuff ranking of 'doublet'-style jacket.



Two officers of the King's Own Scottish Borderers photographed in Cologne, 1919, wearing the divisional sign of the 9th Div., a silver thistle pinned through a blue disc. (R. G. Harris collection)

D10: Company Quartermaster Sergeant, 2nd Bn. Tyneside Scottish; 34th Division, 1916

Though not a kilted regiment, the Tyneside Scottish were granted the privilege of wearing a patch of Black Watch tartan behind the bonnet badge in 1916. Note shoulder title, incorporating battalion numeral, and 1914 pattern equipment worn here in full marching order. The yellow battalion battle patch is worn at the rear of the shoulder, as in D9.

Divisional signs and battle badges:

(D11) 29th Div. battle badge, a very small metal badge worn pinned to the divisional sign on the right sleeve; (D12) 34th Div.; (D13) 46th Div.; (D14) 59th Div.; (D15) 56th Div., with symbols for 1st London Scottish; (D16) 19th Div. battle badge,

worn on right forearm; (D17) 41st Div., green for senior brigade, and 'C' for 18th KRRC; (D18) 66th Div., charged with battle patch of 2/6th Lancashire Fusiliers; (D19) 61st Div., with battle patch of 2/4th Glosters; (D20) 25th Div., with devices of 507th Bty., RFA; (D21) Guards Div.; (D22) 47th Division.

E1: Captain, 2/5th Bn. Gloucestershire Regiment; 61st Division, 1916

Battle patches were worn on sleeves and helmets in this division. Shape indicated the brigade (square, triangle and circle respectively) and colour the unit. Note pale khaki 'Gor'blimey' cap (with neck curtain strapped up), shirt, tie and puttees; 'pink' breeches; 1914 equipment modified to accommodate officer's items; ashplant walking stick; and collar insignia with 'T' (Territorial) below the regimental badge.

E2: Light Trench Mortar Battery battle patches (Left to right) 50th, 55th, 42nd and 8th Divisions.

E3: Private, 2nd Bn. Gloucestershire Regiment; 27th Division, 1916

Like the other 'Salonika' divisions, this formation wore a strip of braid on the shoulder straps as its sign; in the case of the 27th Div. this was buff, or sometimes yellow. This soldier in marching order wears the grey-green slouch hat provided by a 'comfort fund', with the Glosters' cap badge on the pinned-up left side and the regimental back badge on the puggaree.

E4: Private, 18th Bn. King's Royal Rifle Corps; 41st Division, 1917

A portrait of the author's grandfather. In the 41st Div. the brigade was indicated by the colour of the battle patches (green, red and yellow respectively) and the unit by the shape (circle, shield, triangle, and the shape shown). Buttons, titles, and the red-backed regimental cap badge are in Rifle black.

Divisional signs:

(E5) 62nd Div.; (E6) 11th Div.; (E7) 2nd Div.; (E8) 12th Div. sign painted on the rear of a steel helmet. Note that this, and the helmet carried by E1, are both finished in the grey paint used for vehicles.

F1: Shoulder straps, 25th Division

In this division coloured shoulder straps were worn to identify companies within a battalion: purple, Bn. HQ; blue, A Coy.; yellow, B; light green, C; and dark green, D.

F2: Private, 7th (Pioneer) Bn. York and Lancaster Regiment; 17th Division, 1918

Battle patches in this division were in regimental colours, the shape indicating the brigade (horizontal rectangle, circle and vertical rectangle respectively). The black and red saltire shown here was unique to this Pioneer unit, whose status is indicated by the rifle and pick collar badges.

F3: Able Seaman, 63rd (Royal Naval) Division, 1915

This rating wears the Army service dress which had just replaced naval uniform at this date. A divisional cap tally was worn at this time, but was later replaced by battalion tallies. The divisional 'R.N.D.' shoulder title—two variations illustrated—was worn on bands of braid in company colours; blue identified B Company. The battalions were identified by numerals on the shoulder strap; '7' indicated Hood. The white lanyard was issued with a jack-knife and was widely worn as illustrated, on the left shoulder; it had no unit significance.

Divisional signs:

(F4) 36th Div.; (F5) 14th Div.; (F6) 5th Division. (F7) Metal insignia, representative of numerals and letters worn on battle patches in many divisions. 'G' on a coloured shield was worn by divisional troops of the Guards Div.; '1' to '4' on coloured shamrock patches identified the four battalions of Tyneside Irish; and so forth.

F8: Private, 10th Bn. (1st Gwent), South Wales Borderers; 38th Division, 1918

The shape of the battle patches in this division indicated the brigade (triangle, circle and square respectively); the colour, or a device worked on the patch, identified the unit. The 10th SWBs wore a red and black tower on a green square; note also the divisional sign, worn on the upper left sleeve only. Pick and wire-cutters (the No. 1 Mk.II type, attached to the rifle muzzle) are carried for the assault, along with an extra bandolier of ammunition.

G1: Pipe Sergeant, 1/7th Bn. Cameronians (Scottish Rifles); 52nd Division, 1918

Battle patches were worn on the helmet and right cuff in the 52nd Div. at this date: the colour indicated the brigade (in the sequence blue, red and yellow) and the number of bars the unit within the brigade. Note uniform distinctions of a unit which was both Scottish and a Rifle regiment: black buttons and titles, and black rank chevrons on Rifle green backing, on a doublet-style jacket. A signpost in the background bears the divisional sign.

G2: Soldiers, 1/8th Bn. Cameronians (Scottish Rifles); 34th Division 1918

Note the black and white 'chequerboard' divisional sign, above a battle patch of a green vertical rectangle. Shoulder titles are 'T' above '8' above 'SR'.

Divisional signs:

(G3) 1st Div.; (G4) 23rd Div.; (G5) 9th Division.

G6: Private, 8th Bn. Gordon Highlanders; 9th Division, 1915

Note the unusual patch and numeral on the bonnet, and the shoulder patch. Both are in Gordon tartan, and may indicate an early scheme in use in the 9th Div. at this time but which lapsed later.

Notes sur les planches en couleur

Pour des raisons d'espace, il ne nous est pas possible de fournir les légendes complètes de cette première série très importante de plaques. Veuillez consulter le chapitre en anglais 'The Plates' afin d'identifier les grades et les unités. Les notes qui suivent ne contiennent que de brèves explications.

A1 Panier à grenades improvisé; masque à gaz enroulé 'PH'; 'shorts' boutonnés (assez fréquents sur le front occidental en été); équipement en cuir de 1914. Insigne du grade de grenadier, manche droite. Le triangle rouge désigne le bataillon au sein de la brigade et la barre bleue la compagnie au sein du bataillon.

Farbtafeln

Aus Platzgründen konnten die vollständigen Bildunterschriften zu diesen umfassenden Tafeln nicht übersetzt werden. Der Leser wird auf das englische Kapitel 'The Plates' verwiesen, wo die Ränge und Einheiten identifiziert werden können. In den folgenden Texten werden nur einige kurze Erklärungen gegeben.

A1 Improvisierter Granatenkorb; aufgerollte Gasmaske 'PH'; zugeknöpfte 'Shorts' (im Sommer an der Westfront durchaus üblich); Lederteile von 1914. Grenadier-Eignungszabzeichen auf dem rechten Ärmel. Das rote Dreieck bezeichnet das Bataillon der Brigade, der blaue Streifen die Kompanie innerhalb

A2 A cette date, le brassard portait la marque de l'unité et non l'insigne, Drapeau du commandement de la 2^e division arrière-plan. **A3** Voir la légende en anglais. **A4** Les bataillons de brigade sont identifiés par leur forme (par ordre décroissant: disque, rectangle, carré et triangle) et les brigades de division par leur couleur (jaune, bleu et rouge). A noter que chaque division possédait son propre schéma, non imposé par les supérieurs. L'insigne du col, dérivée d'un ancien signe de grade, désigne un vétéran. **A5** 2^e division. **A6** 8^e division **A7** 1^{re} brigade de cavalerie. A noter que les insignes figurant sur un fond gris étaient placés sur les véhicules; celles sur fond noir, sur les panneaux indicateurs, les drapeaux, etc.; et celles sur fond kaki, sur les uniformes.

B1 Les insignes des casques identifient les brigades en fonction de leur couleur et les bataillons en fonction de leur forme: deuxième bataillon de la brigade supérieure. L'insigne écossais de la manche était une invention du régiment: le 'C' en tissu blanc sur l'insigne provisoire du bataillon pour le 1^{er} juillet. Les chevrons 'de bonne conduite' sur les manchettes attestent presque vingt années de service, et la personne porte les médailles de la Guerre des Boers. **B2, B3** Exemples anciens et plus récents de l'insigne en forme de fer à cheval de la 2^e division. En B2, la barre rouge du col désigne la brigade, le 'shoulder title' le régiment et la patte d'épaule la compagnie 'B'. En B3, les galons à la manche désignent la compagnie et la brigade, le 'shoulder title', le 5^e bataillon territorial du régiment. La personne porte le 'signe dorsal' du Gloucestershire sur son casque. **B4** Pour les brigades, les insignes des manches sont, par ordre décroissant, rouges, vertes, et jaunes; les bataillons sont désignés quant à eux par des insignes portés sur le dos à gauche: 12/13th Northumberland Fusiliers, 3/4th Queen's, 1st Lincolns. **B5** Les brigades sont désignées, en ordre décroissant, par la couleur jaune, verte et rouge des symboles de cartes qui identifient les bataillons au sein de la brigade. **B6, 7, 8, 9** Voir les légendes en anglais.

C1 Insigne de la division sur le casque; les unités de cette division portaient plusieurs marques écossaises sur le haut de la manche. Les chevrons bleu et rouge de service outre-mer furent introduits plus tard, en 1918, et les galons dorés sur la manchette gauche en 1916. **C2** La marque en tissu identifie cette unité au sein de la division. **C3** Bandes portant les couleurs du régiment et qui ont bizarrement survécu jusqu'à cette date; la couleur jaune de l'étoile à quatre branches indique la compagnie; la croix désigne le deuxième bataillon supérieur de la brigade, et sa couleur la seconde brigade de la division. **C4** En haut, brassard de signalerie ou marque de manche; au centre, officier d'état-major, 74^e brigade d'infanterie; en bas, officier d'état-major, Tank Corps. **C5** En haut, instructeur de tir d'une base d'arrière-garde; au centre, officier supérieur de la 55^e division de l'artillerie royale; en bas, policier militaire. **C6** 63^e division. **C7** 39^e division. **C8** 74^e division. **C9** 42^e division.

D1 La forme de l'insigne portée sur le bras indique la brigade, et sa couleur le bataillon. **D2** L'un des premiers schémas utilisés—voir légende d'un diagramme en noir et blanc. **D3** Le signe en forme d'oiseau noir désigne le bataillon; le carré coloré la compagnie (rouge, bleu, jaune ou vert); l'ancre rouge est une insigne de grade de la marine qui correspond aux chevrons de caporal d'armée portés sur l'autre bras. **D4** Ce bataillon portait une marque écossaise Royal Stuart sur le képi et des bandes bleues de bataillon sur les manches. **D5** Marques de couleur du bataillon, avec différentes formes, sur le casque et la patte d'épaule; les lettres 'T.C.' figurant sur la manche signifient 'Tank Corps'. **D6** Marque de casque selon les couleurs traditionnelles du régiment, ici rouge, noir et blanc. Voir C3 pour le système d'insignes. **D7** L'insigne de bataillon sur le casque n'est rien d'autre qu'un signe d'identification. **D8** Dans cette unité de division, les insignes (triangles pour les officiers, rectangles pour les hommes) portaient les couleurs traditionnelles du régiment, ici noir, jaune et pourpre. **D9** Les quatre bataillons de cette division de Tyneside Scottish portaient des marques en forme de diamant de couleur rouge, jaune, noire et bleue derrière les épaules. **D10** Marque écossaise Black Watch sur le béret; insigne du bataillon en forme de diamant derrière les épaules, comme en D9. **D11** Signe de division en témoignage de bravoure porté sur l'insigne de la manche droite, 2^e division. **D12** 34^e division. **D13** 46^e division. **D14** 59^e division. **D15** 56^e division, 1st London Scottish Bataillon. **D16** Marque de bravoure de la 1^{re} division, avant-bras droit. **D17** 4^{re} division, brigade supérieure, 'C' pour 18^e KRRC. **D18** 66^e division, 2/6th Lancashire Fusiliers. **D19** 61st division, 2/4th Gloucesters. **D20** 25^e division, 507th Bty. RFA. **D21** Division de gardes. **D22** 47^e division.

E1 La forme de l'insigne indique la brigade, et la couleur l'unité. **E2** Exemples d'insignes de l'artillerie légère de mortier de tranchée: 50^e, 55^e, 42^e, et 8^e divisions. **E3** Les divisions de Salonique ne portaient que des bandes de tissu colorées sur les pattes d'épaules. **E4** La brigade est identifiée par la couleur (vert, rouge et jaune), et l'unité par la forme de l'insigne (disque, écusson, triangle et la forme indiquée ici). **E5** 62^e division. **E6** 11^e division. **E7** 2^e division. **E8** 12^e division.

F1 Les couleurs identifient les compagnies au sein du bataillon de la 2^e division: HQ, A, B, C et D respectivement. **F2** Cette insigne portée sur la manche était caractéristique, de par sa forme et sa couleur, du bataillon divisionnaire de pionniers de la 17^e division. **F3** Uniforme ancien en style 'Army' de la division navale; le galon de couleur de la patte d'épaule indiquait la compagnie (ici, B) et le numéro le bataillon (ici, Hood). **F4** 36^e division. **F5** 14^e division. **F6** 5^e division. **F7** Insigne en métal typique. **F8** Insigne divisionnaire, sur la manche gauche seulement; insigne de l'unité sur le casque.

G1 La couleur des galons indiquait la brigade (par ordre décroissant: bleu, rouge et jaune) et le nombre l'unité au sein de la brigade. **G2** Remarquer l'insigne divisionnaire sur la manche, au-dessus d'une bande verte indiquant probablement la brigade et l'unité en fonction de sa forme et de sa couleur. **G3** 1^{re} division. **G4** 23^e division. **G5** 9^e division. **G6** Marque de béret inhabituelle et numéro de bataillon. Les marques du béret et de la manche portent le motif écossais Gordon, mais la signification de cette insigne est inconnue.

des Bataillons. **A2** Zu dieser Zeit hatte die Armbinde die Einheitsbezeichnung aufgeschrieben, nicht als Abzeichen. Im Hintergrund die Kommandoflagge der 29th Division. **A3** Vgl. die englische Bildunterschrift. **A4** Die Brigadebataillone wurden durch die Form des Abzeichens identifiziert, in absteigender Rangordnung: Scheibe, Rechteck, Quadrat, Dreieck; die Divisionsbrigaden durch die Farben: gelb, blau, rot. Jede Division hatte ihr eigenes Schema, ohne höheren Orts vorgeschriebene Ordnung. Das Kragenabzeichen, ein Überbleibsel eines älteren Abzeichenschemas, bezeichnet einen Veteran. **A5** 29th Division. **A6** 8th Division. **A7** 1st Cavalry Brigade. Die auf grauem Hintergrund stehenden Abzeichen wurden auf Fahrzeugen angebracht, schwarz auf Tafeln, Flaggen usw., khaki auf Uniformen.

B1 Die Helmabzeichen identifizieren die Brigade durch die Farbe, das Bataillon durch die Form; zweites Bataillon der höheren Brigade. Das karierte Armbelabzeichen war eine regimentseigene Einrichtung; Das 'C' aus weissen Stoff war die provisorische Bezeichnung der Brigade für den 1. Juli. Die Manschettenwinkel für 'gute Führung' verweisen auf fast 20 Dienstjahre, und er trägt Auszeichnungen aus dem Burenkrieg. **B2, B3** Frühe und spätere Beispiele für die roten Hufeisenabzeichen der 25th Division. Auf B2 bezeichnet ein roter Streifen auf dem Krage die Brigade, der 'shoulder title' das Regiment und die Armbelstreifen die 'B' Company. B3 weist Kompanie und Brigade durch Armbelstreifen aus, das 5th Territorial Bataillon durch den 'shoulder title'; er trägt ausserdem das Husaren-Abzeichen des Gloucestershire Regiment auf dem Helm. **B4** Brigaden werden durch rote, grüne und gelbe Armbelabzeichen identifiziert, Bataillone durch links auf dem Rücken getragene Abzeichen: 12/13th Northumberland Fusiliers, 3/4th Queen's, 1st Lincolns. **B5** Brigaden gelb, grün und rot; Kartenzeichen für Bataillone innerhalb der Brigaden. **B6, 7, 8, 9** Vgl. englische Bildunterschriften.

C1 Divisionsabzeichen auf dem Helm; die Einheiten dieser Division hatten karierte Abzeichen oben auf dem Ärmel. 1918 wurden blaue und rote Winkel für den Einsatz in Übersee eingeführt, 1916 goldene Streifen auf der linken Manschette für Verbundungen. **C2** Das Stoffabzeichen identifiziert die Einheit innerhalb der Division. **C3** Schleifen in Regimentsfarben, zu dieser Zeit ein ungewöhnliches Überbleibsel; die gelbe Farbe des vierzackigen Sterns identifiziert die Kompanie; das Kreuz bezeichnet das zweite führende Bataillon der Brigade, die Farbe die zweite Brigade der Division. **C4** Oben die Armbinde eines Blinksers, in der Mitte Stabsoffizier der 74th Inf. Brig., unten Stabsoffizier des Tank Corps. **C5** Oben Musketenabzeichen einer Nachhutbasis, in der Mitte führender Offizier der 55th Division der Royal Artillery, unten ein Militärpolizist. **C6** 63rd Division. **C7** 39th Division. **C8** 74th Division. **C9** 42nd Division.

D1 Die Form des Armbelabzeichens identifiziert die Brigade, die Farbe das Bataillon. **D2** Eines der frühesten Schemata—vgl. eine andere Bildunterschrift für ein schwarz/weisses Diagramm. **D3** Das schwarze Vogelabzeichen identifiziert das Bataillon, das farbige Viereck die Kompanie (rot, blau, gelb oder grün; der rote Anker ist ein Marine-Rangabzeichen, entsprechend den Winkeln auf dem Arm eines Armeekorporals. **D4** Dieses Bataillon trug karierte Royal Stuart Abzeichen auf der Mütze und blaue Bataillonsstreifen auf den Ärmeln. **D5** Abzeichen in Bataillonsfarben mit verschiedenen Formen auf Helm- und Schulterriemen; 'T.C.' für 'Tank Corps' auf dem Ärmel. **D6** Helmabzeichen in den traditionellen Regimentsfarben, hier rot, schwarz und weiss. Vgl. C3 für das Abzeichensystem. **D7** Das Bataillons-Abzeichen auf dem Helm ist das einzige Erkennungszeichen. **D8** In dieser Divisionseinheit hatten die Abzeichen (Dreiecke für Offizier, Rechtecke für Soldaten) die traditionellen Regimentsfarben, hier schwarz, gelb und purpur. **D9** Die vier Bataillone (Tyneside Scottish) dieser Division hatten Karoabzeichen: rot, gelb und schwarz und blau hinter den Schultern. **D10** Kariertes Black Watch Abzeichen auf der Mütze, Bataillons-Karoabzeichen hinter den Schultern wie auf D9. **D11** Divisionsauszeichnungen für Kühnheit auf dem rechten Armbelabzeichen der 29th Division. **D12** 34th Division. **D13** 46th Division. **D14** 59th Division. **D15** 56th Division, 1st London Scottish Bataillon. **D16** 19th Division; Auszeichnung für Kühnheit auf dem rechten Unterarm. **D17** 41st Division, führende Brigade, 'C' für 18th KRRC. **D18** 66th Division, 2/6th Lancashire Fusiliers. **D19** 61st Division, 2/4th Gloucesters. **D20** 25th Division, 507th Bty., RFA. **D21** Guards Division. **D22** 47th Division.

E1 Form des Abzeichens bezeichnet die Brigade, die Farbe die Einheit. **E2** Beispiele von Abzeichen für leichte Schützengraben-Mörserartillerie: 50th, 55th, 42nd und 8th Division. **E3** Divisionen in Salonika hatten lediglich farbige Stoffstreifen auf den Schulterriemen. **E4** Die Brigade wird durch die Farbe identifiziert (grün, rot und gelb), die Einheit durch die Form (Kreis, Schild, Dreieck und diese Form). **E5** 62nd Division. **E6** 11th Division. **E7** 2nd Division. **E8** 12th Division.

F1 Die Farben identifizieren die Kompanien innerhalb des Bataillons der 25th Division: HQ, A, B, C und D. **F2** Dieses Armbelabzeichen war mit Form und Farbe typisch für das Divisions-Pionierbataillon der 17th Division. **F3** Frühe Uniform der Naval Division im Army-Stil: Besatzfarbe der Schulterriemen identifiziert die Kompanie (in diesen Fall B) und die Ziffer das Bataillon (Hood). **F4** Typische Metallabzeichen. **F8** Divisionsabzeichen nur auf dem linken Ärmel auf dem Helm Einheitsabzeichen.

G1 Die Farbe der Streifen identifizierte die Brigade (höhere Brigaden blau, rot und gelb), die Ziffer die Einheit innerhalb der Brigade. **G2** Man beachte die Divisionsabzeichen auf dem Ärmel, oberhalb eines grünen Streifens, der wohl die Brigade und Einheit durch Form und Farbe bezeichnet. **G3** 1st Division. **G4** 23rd Division. **G5** 9th Division. **G6** Ungewöhnliches Mützenabzeichen mit Bataillonsnummer. Mützen- und Armbelabzeichen mit kariertem Gordon Muster, aber das System ist nicht zu erklären.

An unrivalled source of information on the history, organisation, appearance and equipment of the world's fighting men of past and present. The Men-at-Arms titles cover subjects as diverse as the Imperial Roman army and the Central American wars of today in its popular 48-page format including some 40 photographs and diagrams, and eight full-colour plates.

OSPREY COMPANION SERIES

ELITE

Detailed information on the history and appearance of the world's famous fighting men. Each 64-page book contains about 50 photographs and diagrams, and 12 pages of full-colour artwork.

VANGUARD

Key units and weapons systems of 20th century warfare, with a strong emphasis on armoured vehicles.

CAMPAIGN

Concise, authoritative accounts of the great conflicts of history. Each 96-page book contains more than 90 illustrations including maps, charts and colour plates, plus a series of three-dimensional battle maps that mark the critical stages of the campaign.

ANCIENT & MEDIEVAL PERIODS:

- 218 Ancient Chinese Armies
- 109 Ancient Middle East
- 137 The Scythians 700-300 B.C.
- 69 Greek & Persian Wars 500-323 B.C.
- 148 Army of Alexander the Great
- 121 Carthaginian Wars
- 46 Roman Army:
 - (1) Caesar-Trajan
 - (2) Hadrian-Constantine
- 93 Rome's Enemies:
 - (1): Germanics & Dacians
 - (2): Gallic & British Celts
 - (3): Parthians & Sassanids
 - (4): Spain 218-19 B.C.
- 154 Arthur & Anglo-Saxon Wars
- 125 Armies of Islam, 7th-11th C
- 150 The Age of Charlemagne
- 89 Byzantine Armies 886-1118
- 85 Saxon, Viking & Norman
- 231 French Medieval Armies 1000-1300
- 75 Armies of the Crusades
- 171 Saladin & the Saracens
- 155 Knights of Christ
- 200 El Cid & Reconquista 1050-1492
- 105 The Mongols
- 222 The Age of Tamerlane
- 50 Medieval European Armies
- 151 Scots & Welsh Wars 1250-1400
- 94 The Swiss 1300-1500
- 136 Italian Armies 1300-1500
- 166 German Armies 1300-1500
- 195 Hungary & E. Europe 1000-1568
- 140 Ottoman Turks 1300-1774
- 210 Venetian Empire 1200-1670
- 111 Crécy and Poitiers
- 144 Medieval Burgundy 1364-1477
- 113 Armies of Agincourt
- 145 Wars of the Roses
- 99 Medieval Heraldry

16TH AND 17TH CENTURIES

- 191 Henry VIII's Army
- 58 The Landsknechts
- 101 The Conquistadores
- 14 English Civil War Armies
- 110 New Model Army 1645-60
- 203 Louis XIV's Army
- 97 Marlborough's Army
- 86 Samurai Armies 1550-1615
- 184 Polish Armies 1569-1696 (1)
- 184 Polish Armies 1569-1696 (2)

18TH CENTURY

- 118 Jacobite Rebellions
- 48 Wolfe's Army
- 228 American Woodland Indians
- 39 Brit. Army in N. America

NAPOLEONIC PERIOD

- 79 Napoleon's Egyptian Campaign
- 87 Napoleon's Marshals
- 64 Nap's Cuirassiers & Carabiniers
- 55 Nap's Dragoons & Lancers
- 68 Nap's Line Chasseurs
- 76 Nap's Hussars
- 83 Nap's Guard Cavalry
- 141 Nap's Line Infantry
- 146 Nap's Light Infantry
- 153 Nap's Guard Infantry (1)
- 160 Nap's Guard Infantry (2)
- 43 Nap's German Allies (2)
- 90 Nap's German Allies (3)
- 106 Nap's German Allies (4)
- 122 Nap's German Allies (5)
- 199 Nap's Specialist Troops
- 211 Nap's Overseas Army
- 227 Nap's Sea Soldiers
- 88 Italian & Neapolitan Troops
- 176 Austrian Army (1): Infantry
- 181 Austrian Army (2): Cavalry
- 223 Austrian Specialist Troops

- 152 Prussian Line Infantry
- 149 Prussian Light Infantry
- 192 Prussian Reserve & Irregulars
- 162 Prussian Cavalry 1792-1807
- 172 Prussian Cavalry 1807-15
- 185 Russian Army (1): Infantry
- 189 Russian Army (2): Cavalry
- 84 Wellington's Generals
- 114 Wellington's Infantry (1)
- 119 Wellington's Infantry (2)
- 126 Wellington's Light Cavalry
- 130 Wellington's Heavy Cavalry
- 204 Wellington's Specialist Troops
- 167 Brunswick Troops 1809-15
- 206 Hanoverian Army 1792-1816
- 226 The American War 1812-14
- 96 Artillery Equipments
- 77 Flags of the Nap Wars (1)
- 78 Flags of the Nap Wars (2)
- 115 Flags of the Nap Wars (3)

19TH CENTURY

- 232 Bolivar and San Martin
- 173 Alamo & Texan War 1835-6
- 56 Mexican-American War 1846-8
- 63 American-Indian Wars 1860-90
- 170 American Civil War Armies:
 - (1): Confederate
 - (2): Union
 - (3): Staff, Specialists, Maritime
 - (4): State Troops
 - (5): Volunteer Militia
- 37 Army of Northern Virginia
- 38 Army of the Potomac
- 163 American Plains Indians
- 186 The Apaches
- 168 US Cavalry 1850-90
- 193 British Army on Campaign:
 - (1): 1816-1853

Title list on inside back cover

Please note that for space reasons abbreviated titles are given above; when ordering, please quote the title number, e.g. 'MAA 109' for 'Ancient Armies of the Middle East', etc.

Avec annotations en français
planches en couleur.
Mit Aufzeichnungen auf
Farbtafeln.