

*The British Army  
on Campaign  
1816-1902 (4):  
1882-1902*



*Text by*  
MICHAEL BARTHORP

*Colour plates by*  
PIERRE TURNER

MEN-AT-ARMS SERIES

EDITOR: MARTIN WINDROW

*The British Army*  
*on Campaign 1816-1902 (4):*  
*1882-1902*

*Text by* MICHAEL BARTHORP

*Colour plates by* PIERRE TURNER

OSPREY PUBLISHING LONDON

Published in 1988 by  
Osprey Publishing Ltd  
Member company of the George Philip Group  
12-14 Long Acre, London WC2E 9LP  
© Copyright 1988 Osprey Publishing Ltd

This book is copyrighted under the Berne Convention. All rights reserved. Apart from any fair dealing for the purpose of private study, research, criticism or review, as permitted under the Copyright Act, 1956, no part of this publication may be reproduced, stored in a retrieval system, or transmitted in any form or by any means, electronic, electrical, chemical, mechanical, optical, photocopying, recording or otherwise, without the prior permission of the copyright owner. Enquiries should be addressed to the Publishers.

*British Library Cataloguing in Publication Data*

Barthorp, Michael

The British Army on campaign 1816-1902.—  
(Men-at-arms series; 201).

4: 1882-1902

1. Great Britain. Army, 1816-1902

I. Title II. Series

355'.00941

ISBN 0-85045-849-8

Filmset in Great Britain

Printed through Bookbuilders Ltd. Hong Kong

**Artist's Note**

Readers may care to note that the original paintings from which the colour plates in this book were prepared are available for private sale. All reproduction copyright whatsoever is retained by the publisher. All enquiries should be addressed to:

Pierre Turner  
10 Church Street  
Lyme Regis  
Dorset DT7 3BS

The publishers regret that they can enter into no correspondence upon this matter.

**Errata—MAA 196, MAA 198**

Regrettably the following colour errors have occurred in previous volumes of this series:

- (2) MAA 196: Plate F2: shako ball tuft should be green.
- (3) MAA 198: Plate D1: water bottle should be blue-grey with iron stopper and rims.  
Plates D3, E1, H3: Greatcoats should be dark grey/black with no blue shade.  
Plate H1: Uniform should be black with no blue shade.



# *The British Army on Campaign (4): 1882-1902*

## *Introduction*

The Army of 1882 had just emerged from the many modernising reforms effected between 1856-81. These included: centralisation of the Army's control; reorganisation of the logistic support into Departmental Corps; opening of schools of instruction; abolition of the purchase of commissions; improvements in pay, living conditions and disciplinary measures; new weapons and tactics; and greater integration of the second-line Militia and Volunteer Force with the Regular Army. To fit

**Tel-el-Kebir, Egypt 1882: 2/Highland Light Infantry assaulting the Egyptian positions; after a Harry Payne water-colour. For a rear view of 2/Royal Irish's attack, see MAA 107, page 12. (Author's collection)**



the Army for its dual rôle of Imperial garrisoning and possible intervention in Europe, coupled with home defence (needs which in many ways conflicted) without recourse to conscription, enlistment had been altered in 1870 from long to short service, part with the Colours and part on the Regular Reserve. The latter had not existed previously, but could henceforth be mobilised in the event of a national emergency. Foreign garrisons had been reduced; and Line infantry regiments were linked together and localised to enhance recruitment, training and manning of battalions. This first, 1872 linking system had to be developed further in 1881 to provide larger infantry regiments, based on territorial areas, embracing Regulars, Militia and Volunteers with common depots. Thus, by the opening of this period, the old numbered regiments met in the previous titles in this study (MAA 193, 196 and 198) had been amalgamated to become the Regular battalions of regiments with territorial designations: e.g. the 39th and 54th Regiments were now the 1st and 2nd Battalions of the Dorsetshire Regiment, which additionally had 3rd (Militia) and 1st (Volunteer) Battalions.<sup>1</sup>

By 1882 not all the reforms of the previous 25 years had been as successful as their initiators had hoped and, though the possibility of a European rôle remained, the Army had perforce been committed entirely to its Imperial function, as described in MAA 198. This had inevitably affected the Army's perception of itself and its approach to fitting itself for war.

During this last period the Army's Imperial rôle remained pre-eminent. World affairs were dominated, in Europe, by the rising power of Germany, but elsewhere, particularly in Africa, by the scramble for colonial possessions. It was thought that the chief threats to the British Empire were

<sup>1</sup>As the 1st-25th Regiments already had two battalions, no amalgamations were necessary, though all received new titles. The 60th (now King's Royal Rifle Corps) and Rifle Brigade remained with four battalions each. The 79th, now Cameron Highlanders, had only one Regular battalion until 1897.



France, and the Russian advance into Central Asia; the territorial ambitions of both nations influenced British foreign and colonial policy and thus the Army's employment.

## *Campaigns 1882-1902*

Concern for the security of Britain's communications with India, the Far East and Australasia through the Suez Canal led to the Army's first campaign of the period, and to deployment of troops into an area not visited since the Napoleonic War—Egypt and the Red Sea littoral. The quelling of Arabi Pasha's nationalist revolt against the Khedive of Egypt and his Franco-British advisors, who had been attempting to restore Egypt to solvency, removed any threat to the Canal either from the Nationalists or from other powers seeking to capitalise on an unstable Egypt.

However, the ensuing assumption by Britain of responsibility for returning Egypt to stability inevitably embroiled her in the Mahdist revolt against Egyptian rule in the Sudan. This led to Gen.


Gordon's mission to evacuate the Egyptian garrisons; the fatally belated expedition to rescue him once he was cut off in Khartoum; the subsidiary operations around Suakin on the Red Sea; and finally, the attempted invasion of Egypt itself by the Mahdists. Thereafter Mahdism was merely contained for 13 years, until the blow delivered to European prestige by Italy's defeat in Abyssinia, and French aspirations towards the Upper Nile, required the reconquest of the Sudan and its restoration to tranquillity under Anglo-Egyptian rule.

Elsewhere in Africa the consolidation of British authority and suppression of tribal uprisings necessitated the deployment of British forces, albeit small, until well into the 1890s, including areas like Ashanti and Zululand which had already felt the weight of British arms (see MAA 198).

France's intrigues with the King of Burma against British interests led to an expedition to dethrone the king and annex Burma to India. Though this was speedily accomplished, the

**Hashin, near Suakin, 1885: the Guards Brigade's square sheltering Indian cavalry; heights attacked by 1/Berkshire and RMLI in background. After T. S. Seccombe. (National Army Museum, as are remainder unless otherwise attributed.)**





pacification of Upper Burma developed into a protracted campaign.

Within India itself the Russian threat from Central Asia continued to preoccupy political and military minds, and war with Russia over an Afghan border incident was narrowly averted in 1885 (a danger which brought operations in the Sudan to a halt). Tribal turbulence on the frontiers, north-east as well as north-west, resulted in numerous punitive expeditions. The relief of the besieged garrison of Chitral required the largest deployment of British soldiers in such expeditions up to 1895; but this was eclipsed in scale by the Pathan Revolt of 1897, when the North-West Frontier blazed from end to end—fortunately without co-ordination between the various tribes. The Indian Army contributed the major share of troops in Frontier and Burmese operations, and also provided contingents for Egypt and the Sudan, 1882–85.

The last three years of the period witnessed Britain's first major war since the Crimea and the Indian Mutiny, and the greatest involvement of the Army, including Militia, Yeomanry and Volunteers, since the Napoleonic War—the conflict with the Boer republics of the Transvaal and Orange Free State. Its long duration proved that, notwithstanding all the Army's post-1856 reforms and its many successes in 'small wars', much still

**Burma, 1886: Mounted Infantry (see also Plate D2) on patrol. From *The Graphic*, after an officer's sketch. (Author's collection)**

needed to be done to fit it for 20th century warfare fought with modern weapons.

Below are listed the campaigns and expeditions in which the British Army took part between 1882–1902. Against each are shown the battle honours awarded and the cavalry and infantry regiments to whom they were granted. The universal service of the Royal Artillery and Royal Engineers was recognised by their joint motto of 'Ubique'. Where no battle honours were awarded the regiments which took part are given in brackets. The following abbreviations are used:

N = North; E = East; S = South, or Scots, Scottish; W = West, or Wales, Welch; LG = Life Guards; RHG = Royal Horse Guards; DG = Dragoon Guards; D = Dragoons; H = Hussars; L = Lancers; G = Guards; R = Royal; K = King's; O = Own; F = Fusiliers; LI = Light Infantry; H = Highland, Highlanders; B = Borderers; KRRC = King's Royal Rifle Corps; RB = Rifle Brigade; A&S = Argyll and Sutherland; DWR = Duke of Wellington's; Y&L = York and Lancaster; Dets = Detachments; MI = Mounted Infantry; CCR = Camel Corps Regiments; RHA, RA = Royal (Horse) Artillery; RE = Royal Engineers; RMA = Royal Marine Artillery; RMLI = Royal Marine

Light Infantry; battalions of infantry regiments = 1/,2/; regiments with longer county titles ending in -shire are abbreviated, e.g. Northamptonshire = Northampton; Derbyshire = Derbys.

1882 **Egyptian War.** *Tel-el-Kebir:* 1LG, 2LG, RHG, 4DG, 7DG, 19H; 2/Grenadier G, 1/Coldstream, G, 1/SG, 2/R Irish, 2/Cornwall LI, 1/Black Watch, 3/KRRC, 2/Y&L, 2/HLI, 1/Seaforth H, 1/Gordon H, Cameron H, 1/R Irish F. *Egypt 1882:* All above plus: 1/R Sussex, 1/S Staffords, 2/Derbys<sup>1</sup>, 1/Berkshire, 1/R W Kent, 1/K Shropshire LI, 1/Manchester, 8/London<sup>2</sup>. (RA; RE; RMA; RMLI.)

1884 **Bechuanaland Field Force.** (6D; RA; RE; 1/RS.)

1884-85 **First Sudan War** (including Defence of Egyptian Frontier, Dec 1885). *Egypt 1884<sup>3</sup>:* 10H, 19H; 1/Black Watch, 3/KRRC, 1/Y&L, 1/Gordon H, 2/R Irish F. *Abu Klea (AK), Kirbekan (K), Nile 1884-85<sup>4</sup>:* 19H(AK); 1/R Irish, 2/Cornwall LI, 1/R Sussex(AK), 1/S Staffords(K), 1/Black Watch(K), 2/Essex, 1/R W Kent, 1/Gordon H, Cameron H. *Tofrek (T), Suakin 1885:* 5L, 20H; 3/Grenadier G, 2/Coldstream G, 2/SG, 1/E Surrey, 1/Berkshire(T), 1/K Shropshire LI. (RA; RE; 1/Yorkshire<sup>5</sup>, RMLI, 2/Durham LI; Dets, CCR: Heavy—LG,

RHG, 2DG, 4DG, 5DG, 1D, 2D, 5L, 16L; Light—3H, 4H, 7H, 10H, 11H, 15H, 18H, 20H, 21H; Guards—Grenadier G, Coldstream G, SG, RMLI; MI—Somerset LI, RSF, Cornwall LI, R Sussex, S Staffords, Black Watch, Essex, R W Kent, KRRC, Gordon H, Connaught Rangers, RB.)

1885-89 **Third Burma War.** *Burma, 1885-87:* 2/Queen's, 2/King's, 2/Somerset LI, 2/RSF, 1/RWF, 2/SWB, 2/Hampshire, 1/KOLI<sup>6</sup>, 2/R Munster F, 1/ & 4/RB. (RA; 1/ & 2/Norfolk, 2/Leicesters, 1/ & 2/Cheshire, 1/Hampshire, 4/KRRC.)

1888 **Suakin Operations.** (2/KOSB, 1/Welch.)

1888 **Sikkim Campaign (NE India).** (RA; 2/Derbys<sup>1</sup>.)

1888 **North-West Frontier (Hazara/Black Mountain).** (RA; 2/Northumberland F, 1/Suffolk, 2/R Irish, 2/R Sussex, 2/Seaforth H.)

1888 **Zululand Uprising.** (6D; RA; 1/RS, Dets-1/R Inniskilling F, 1/N Staffords.)

1889-90 **Chin-Looshai Expedition** (NE India). (1/KOSB, Dets-2/Norfolk, 1/Cheshire.)

1889-92 **Burmese Expeditions.** (2/Devons, 1/Cornwall LI, 1/Hampshire, 2/Oxfords LI<sup>7</sup>, 4/KRRC, 4/RB.)

1891 **North-West Frontier.** (*Samana:* RA; 1/KRRC, Det-2/Manchester. *Hazara:* 1/RWF, 1/KRRC, 2/Seaforth H.)

1891 **Manipur Expedition (NE India).** (RA; 1/KRRC, Det-1/Bufs.)

**Relief of Chitral, 1895: Maxims of 1/Devons in action.** (*Navy & Army Illustrated*)






- 1892-93 **Chin-Kachin Hills Expedition** (*NE India*). (RA; Dets-1/Norfolk, 2/Yorkshire<sup>5</sup>.)
- 1893 **Matabeleland Revolt.** (3DG; RA; RE; Det-2/DWR.)
- 1894-95 **North-West Frontier** (*Waziristan*). (2/Border, Dets-1/Devons, 2/SWB.)
- 1895 **North-West Frontier** (Relief of Chitral). *Chitral*: 1/Bufs, 1/Bedfords, 2/KOSB, 1/E Lancashire, 1/KRRC, 1/Seaforth H, 1/Gordon H. (Det-1/Devons.)
- 1896 **Ashanti Expedition.** (RE; 2/W Yorkshire, Dets-Grenadier G, Coldstream G, SG, Northumberland F, Devons, KO Yorkshire LI, K Shropshire LI, R Irish F, Leinster, RB.)
- 1896-97 **Rhodesian Field Forces** (*Matabeleland, Mashonaland*). (7H; RA; RE; 2/DWR, MI Dets—Norfolk, R Irish, Hampshire, S Lancashire, Derbys<sup>1</sup>, KRRC, Y&L, R Irish Rifles, R Irish F, R Dublin F, RB.)
- 1896-98 **Second Sudan War.** *Hafir*: 1/N Staffords. *Atbara*: 1/R Warwicks, 1/Lincolns, 1/Seaforth H, 1/Cameron H. *Khartoum*: As Atbara plus: 21L; 1/Grenadier G, 1/Northumberland F, 2/Lancashire F, 2/RB. (RA; RE; Dets—1/R Irish F, 2/Connaught Rangers.)
- 1897-98 **Pathan Revolt** (*Tochi, Malakand, Mohmand, Tirah Field Forces*). *Tirah*: 1/Queen's, 1/Devons, 2/Yorkshire<sup>5</sup>, 1/RSF, 2/KOSB, 1/Dorsets, 2/Derbys<sup>1</sup>, 1/Northamptons, 1/Gordon H (Det—16L; RA; 1/Bufs, 1/Somerset LI, 2/R Irish, 2/R Inniskilling F, 1/Cornwall LI, 2/R Sussex, 2/Oxfords LI<sup>7</sup>, 1/R W Kent, 2/KO Yorkshire LI, 2/HLI, 2/A&SH, 3/RB.)
- 1899-1902 **Second Boer War**<sup>8</sup>. *Modder River* (M); *Defence of Kimberley* (DK); *Relief of Kimberley* (RK); *Paardeberg* (P); *Defence of Ladysmith* (DL); *Relief of Ladysmith* (RL); *South Africa, 1899-1902*: 1LG (RK, P), 2LG (RK, P), RHG (RK, P), 5DG (DL), 6DG (RK, P), 1D (RL), 2D

**Landing in West Africa of the 1896 Ashanti Expedition. The troops are in home service undress with helmets and canvas gaiters and mixed 1882/1888 equipment.**





**Tirah 1897: 1/Gordon Highlanders attacking the Dargai Heights. After Lionel James, the war correspondent.**

(*RK, P*), 5L (*DL*), 6D, 9L (*RK, P*), 10H (*RK, P*), 12L (*RK, P*), 13H (*RL*), 18H (*DL*), 19H(*DL*); 2/ & 3/(*M*) Grenadier G, 1/ & 2/(*M*) Coldstream G, 1/(*M*) & 2/SG, 1/RS, 2/Queen's (*RL*), 2/KO Lancaster (*RL*), 1/ & 2/(*M*) Northumberland F, 2/R Warwicks, 2/RF (*RL*), 1/Kings (*DL*), 1/(*DL*) & 2/(*RL*) Devons, 1/Suffolk, 2/Somerset LI (*RL*), 2/W Yorkshire (*RL*), 1/Leicesters (*DL*), 1/Yorkshire<sup>5</sup> (*RK, P*), 2/Lancashire F (*RL*), 1/RWF (*RL*), 2/Cameronians (*RL*), 1/(*RL*) & 2/R Inniskilling F, 1/ & 2/(*RK, P*) Gloucesters, 2/E Surrey (*RL*), 2/Cornwall LI (*P*), 1/Border (*RL*), 2/Dorsets (*RL*), 1/S Lancashire (*RL*), 1/Welch (*RK, P*), 1/ & 2/(*P*) Black Watch, 1/(*RK, P*) & 2/Essex, 1/Derbys<sup>1</sup>, 1/Loyals<sup>9</sup> (*DK*), 2/Northampton's (*M*),

2/R Berkshire, 2/KO Yorkshire LI (*M*), 2/K Shropshire LI (*P*), 1/(*DL*), 3/(*RL*) & 4/KRRC, 1/(*DL*) & 2/Manchester, 1/Y&L (*RL*), 1/Durham LI (*RL*), 1/HLI (*M*), 2/Seaforth H (*P*), 1/(*P*) & 2/(*DL*) Gordon H, 2/R Irish Rifles, 1/ & 2/(*RL*) R Irish F, 1/Connaught Rangers (*RL*), 1/A&SH (*M, P*), 1/ & 2/R Munster F, 1/ & 2/(*RL*) R Dublin F, 1/(*RL*), 2/(*DL*) & 4/RB. (RHA, RA; RE; RM.) *South Africa, 1900-02*: 7DG, 8H, 14H (*RL*), 16L (*RK, P*), 17L; 2/Buffs (*P*), 2/Norfolk (*P*), 2/Lincolns (*P*), 2/E Yorkshire, 2/Bedfords, 1/R Irish, 2/Cheshire, 2/SWB, 1/KOSB (*P*), 1/ & 2/Worcesters, 1/E Lancashire, 1/DWR (*P*), 1/R Sussex, 2/Hampshire (*P*), 1/S Staffords, 1/Oxfords LI<sup>7</sup> (*P*), 2/R W Kent, 2/Middlesex (*RL*), 2/Wiltshire, 2/N Staffords, 1/Cameron H, 1/ & 2/Leinster.

*South Africa. 1901-02*: 1DG, 2DG, 3DG,

7H, 20H.

*South Africa, 1902:* 3H.

1900 **Boxer Rebellion.** *Pekin 1900:* 2/RWF.  
(RA; RM.)

*Notes:*

<sup>1</sup>Sherwood Foresters (including Nottinghamshire from 1902).

<sup>2</sup>Post Office Rifles (Volunteers).

<sup>3</sup>Fighting around Suakin, Battles of El Tcb, Tamai.

<sup>4</sup>Gordon Relief Expedition.

<sup>5</sup>Now Green Howards.

<sup>6</sup>King's Own Light Infantry (South Yorkshire) until 1887; thereafter

King's Own Yorkshire Light Infantry.

<sup>7</sup>Buckinghamshire added 1908.

<sup>8</sup>Service was recognised by the general honour *South Africa* with relevant dates and specific honours for operations between Oct 1899–Feb 1900 shown abbreviated in brackets after regiments/battalions so entitled. The honour *South Africa* with relevant dates to all Yeomanry involved, Militia and Volunteer battalions of regiments above, and Volunteer battalions of the London, Cambridgeshire and Monmouthshire Regiments (which had no Regular battalions). The honours *St Helena* and *Mediterranean* were awarded to certain Militia battalions for relieving Regular garrisons.

<sup>9</sup>North Lancashire.

## *Fighting Methods*

### **Infantry**

The principle (first introduced in the late 1870s) of giving depth to attack and defence formations by deploying in three lines or, more accurately, two and a reserve, with the first line divided into a firing line followed by its own supports and reserve, was described in MAA 198. This principle remained in force throughout this period. It was now interpreted more flexibly than when first introduced, however, commanders at all levels being urged to abstain

from any standard form of attack or defence formation, and to allot troops to the different echelons according to such factors as the terrain and nature and strength of the enemy.

The concept of the infantry attack envisaged the pushing forward of the firing line, reinforced as necessary by its supports and reserve, to a position from which its fire could so dominate and envelop the objective, that the second line could assault with the bayonet. The task of the third, reserve line was, in the event of success, to pursue the enemy or, if the attack failed, to cover the retreat of the first and second lines. In defence the first line provided the advanced posts and a firing line as thick as possible but still with its own supports and reserve. The second line guarded the flanks and was prepared, if necessary, to support the first line with fire or local counter-attacks. The third line was held ready to deliver the main counter-attack.

The maximum use of cover was encouraged, but subordinated to the maintenance of order and cohesion. The extent of dispersion, laterally and in depth, adopted by a first line battalion, as well as the distances between the three lines, were determined by the type of ground; distance from and density of enemy fire; and the need for control of fire and movement. Movement in the early stages of an attack was in normal quick time of 120 paces

**Sudan, 1898: charge of the 21st Lancers at Omdurman (see also Plate F3). After W. B. Wollen, war artist for *The Sphere*.**







South Africa, 1900: 2/West Yorkshire attacking Monte Cristo during operations to relieve Ladysmith. (*Navy & Army Illustrated*)

to the minute; but as enemy fire increased, alternate 30–50 yard rushes were made by sections or half-companies, covered by the remainder<sup>1</sup>. Generally all firing was by section volleys except at close ranges when independent fire was permitted.

The earliest conventional attack according to these principles during this period occurred against the entrenched Egyptian infantry and artillery at Tel-el-Kebir, although the attack formation in effect amalgamated the second and third lines. Two divisions, each of two brigades, attacked with one brigade forming the fighting line, the other its reserve. The leading brigades had their four battalions in line, each with four companies in two-deep line forward and four in support. Furthermore, to achieve surprise, the advance was made under cover of darkness, thereby reducing the need for dispersal and thus assisting control. Since the left brigade (Highland) got within 200 yards of the entrenchments before its advance was detected at first light, the attack went straight into the charge, dispensing with the usual build-up of the firing line, no fire being opened until fighting through the objective began.

This successful night attack was in stark contrast to that made by another Highland Brigade 17 years later at Magersfontein. The brigade, having advanced in mass (battalions in quarter-column one behind the other) to assist control and direction-keeping on a dark and stormy night, was

caught by the Boer fire before deploying in attack formation, with disastrous results.

The attack formation was not infallible in daylight against well-concealed Boers using smokeless powder, as was demonstrated at Modder River, where the Guards Brigade's firing line was unable to put down sufficiently dominating fire for an assault to be made. Nevertheless, successful attacks *were* made using the laid-down principles, e.g. at Elandslaagte by seasoned, well-trained battalions from India, 1/Devons attacking frontally while 1/Manchester and 2/Gordons attacked from a flank. The Devons (seven companies) went forward by rushes with three companies in the firing line, three yards between each man, and 450 yards between the following supports and reserve. These were wider intervals than those normally practised at home, where men were seldom more than a yard apart at most, but later in the war infantry was attacking with five to ten yards between men. The lessons learned, often by suffering casualties, proved less useful once the fighting turned into a counter-guerrilla campaign, as the infantry's rôle became essentially defensive, providing escorts, guarding vulnerable points, and manning the blockhouse lines and other cross-country barriers.


Although the tactical principles had been in force for some 20 years by the time of the Boer War, training in them for home-based battalions had been inhibited by their being frequently under-strength due to the manpower requirements of battalions abroad, the inadequacy of training areas in England, and the hidebound notions of some senior officers. Maj.Gen. Hart, for example, formed the Irish Brigade for its attack into a Boer-held salient of the Tugela River at Colenso with his leading battalion deployed in line of companies in fours, the other three behind in mass of quarter-columns—all in broad daylight. He enjoined reliance on the bayonet rather than the bullet, and proscribed dispersal and taking cover; not for nothing was he known as 'No-Bobs' Hart.

Another factor that inhibited training in conventional tactics (which were devised primarily for use against similarly armed and organised opponents) was the Army's actual, and usually successful employment in what the manuals called 'savage warfare'—against foes who were either fast-moving spear-and-sword masses, as in the Sudanese

<sup>1</sup>A company was divided into two half-companies commanded by subalterns, each consisting of two sections commanded by sergeants. There were eight companies to a battalion.


deserts; elusive guerrillas or dacoits, as in Burmese scrub and jungle; or rifle-armed mountain tribesmen, as on the Indian frontiers. In no case were the three-line formations of the manual appropriate; and the tactics and formations were dictated by the enemy's armament, method of fighting and terrain, save for the overriding principle of such warfare that only the offensive could overcome such opposition.

In pursuit of this strategic principle, however, defensive tactics were often necessary. Against the Dervish masses in the Sudan in 1884-85, a square giving all-round protection was the most usual formation, with infantry in close order, enclosing the force's baggage and supplies, and endeavouring to cause maximum casualties with volleys as far out as possible—though prepared, with the solidity afforded by close order, to resist the hand-to-hand fight the enemy was seeking. Even so, squares were broken at Tamai and Abu Klea, though on both occasions this was due to enemy exploitation of gaps which occurred in the square through mischance or mistake, rather than failure to hold the rifle-and-bayonet walls. The efficacy of a well-conducted square was demonstrated at Abu Kru by



**Supports advancing to reinforce a firing line lying down in pairs. Rifle Brigade on peacetime training, c.1886. After R. Simkin. (Author's collection)**

**Firing line actually in action with supports waiting in column to its left rear. 1/Berkshire at Hashin, 20 March 1885. Sketch by *The Graphic's* correspondent, C. E. Fripp. (Author's collection)**




the dismounted Guards and Mounted Infantry Camel Regiments' volley fire, against which no Dervish of the charging mass got to within 80 yards of the square. Yet the square was not the only tactic used in the Sudan; Maj.Gen. Erle's River Column dealt with the Dervish position at Kirbekan by a concealed flank march, followed by an attack from the rear, not, as Ian Hamilton wrote, 'in your Abu Klea squares', but 'in open attack formation'.

Here the Dervishes had stood on the defensive—as they did 13 years later on the Atbara, from trenches behind a thorn-hedge *zariba* against which there was no alternative but to adopt offensive tactics. Kitchener retained one Egyptian brigade as reserve, placing his other three in line but with depth within each assaulting brigade. The British Brigade, on the left, had one battalion, 1/Camerons, in the fighting line with all its eight companies in line, and the Warwicks, Seaforth and Lincolns, each in column of companies, forming a second line. The Camerons, firing as they advanced, halted at the *zariba* to make gaps and give covering fire as the second line passed through to clear the objective.

Five months later at Omdurman, the Dervishes attacked; so Kitchener at first fought defensively from a semi-circular position backing on to the Nile, with his infantry in double rank in close order behind a *zariba* or in trenches, each battalion having all companies in the firing line less two in support. Against rifle fire opened at 2,000 yards in section volleys, and faced with a better rifle than the Martini-Henry of 1884–85, as well as artillery and Maxims, few Dervishes got closer to the British infantry than 800 yards<sup>1</sup>.

In closer country, like bush or jungle, where the threat came not from massed charges but from sniping interspersed with quick, harassing local attacks from all directions, all-round protection was again necessary—but of a more flexible nature than the close-order square, with advance, flank and rear guards plus scouts for each. Seldom could such foes be defeated by a set-piece action; so a force aimed to reach and destroy their centres of resistance, be they hilltop *kraals* in Rhodesia or stockaded villages in Burma.

The same ultimate aim and need for all-round



**Firing line advancing by alternate rushes: Cameron Highlanders at Ginniss, 30 December 1885. Sketch by C. E. Fripp. (Author's collection)**

protection prevailed in mountain warfare on the North-West Frontier, though against a totally different, better armed and more formidable opposition. This subject has been considered in MAA 198, some of which is relevant to this period; however, tribal tactics were changing, particularly in the 1890s. The growing numbers of modern rifles reaching the hillmen, together with their realisation that improved weapons—magazine rifles, machine guns and more effective mountain artillery—were in the hands of British and Indian troops, led them increasingly (but not entirely) to forego the sudden knife-and-sword rush in favour of long-range rifle shooting from high ground. This necessitated, even more than in the past, the protection of any offensive manoeuvre of troops by the essentially defensive measure of picqueting the heights—not merely in the immediate vicinity of an advancing column, but further out than before. The positioning and withdrawal of each picquet could require a minor operation of war in itself.

The Pathan was above all an opportunist, quick to exploit the slightest lapse by troops; but his natural caution dissuaded him from taking risks against troops who covered every movement by fire and took every opportunity to threaten his flanks and rear.

To bring him to, and beat him in battle required guile and cunning as well as measures to cut off his retreat. A battalion or company retiring had to move at best speed, but with the rearguard never leaving one position until other companies or sections were in position behind to cover it out. Pathans could always follow up much more

<sup>1</sup>Kitchener's Egyptian/Sudanese battalions, with Martinis, stopped the enemy at about 500 yards.





**Close-order square formation used against Dervishes in mass: Guards and Mounted Infantry Camel Regiments at Abu Kru, 19 January 1885. After Dickenson and Foster.**

speedily than retiring troops could move, encumbered as they often were with casualties, who on no account could be left behind. Attacks uphill were best made deliberately, to maintain cohesion and keep men fresh for the final assault, as well as to give outflanking movements time to develop. Troops for the latter were more necessary than those in depth required by the manual for conventional attacks. Within a battalion, companies in support would follow more closely the advanced companies, each of which would be preceded by an extended line of skirmishers as scouts, so that the whole battalion was well in hand for a quick and decisive assault when the need arose. Above all in Frontier warfare two strictures from the current manual became especially pertinent: that standard forms of manoeuvre must be avoided, and that men must be taught to think for themselves. Troops learned quickly on the Frontier, and the lessons in field conduct paid dividends when they faced the Boers. Unfortunately, many of the home-based units sent to South Africa had to learn by bitter and costly experience.

## **Cavalry**

This was particularly true of the Cavalry<sup>1</sup>. Still chiefly trained for shock action—the charge with sword and lance by a whole regiment in line or line of squadron-columns (each squadron's troops one

behind the other)—it found few opportunities for such tactics against the Boer mounted riflemen. Nor did it distinguish itself at other cavalry functions such as reconnaissance or 'dismounted service' (see MAA 198); these had continued to be unpopular as training subjects, and in South Africa, the Cavalry's carbine was inadequate for their proper performance. Not until experience had demonstrated that the horse was an aid to greater mobility, rather than a shock instrument, and sword, lance and carbine were replaced by rifles, did cavalry assume a greater usefulness—in a rôle already being undertaken by another Arm, as will shortly be seen.

Nor did other types of warfare offer much opportunity for the charge and pursuit. True, the Cavalry Brigade in Egypt made its famous and convincing moonlight charge at Kassassin against Egyptian infantry and artillery: a preliminary salvo by its accompanying horse artillery, followed by the three Household Cavalry squadrons in line knee-to-knee, supported by the 7th Dragoon Guards in second line. Later it exploited the successful infantry attack at Tel-el-Kebir with a pursuit of the beaten Egyptians launched from the infantry's right. In contrast, at El Teb in the 1884 Suakin campaign, the 10th and 19th Hussars charged the apparently retreating Dervishes but got into difficulties with unseen tribesmen hiding in the scrub and, despite making several charges, only gained the upper

<sup>1</sup>A regiment usually consisted of four squadrons, each of three or four troops. A troop had three or four sections, each of four two-man files. From 1892 the front rank of Heavy Cavalry were equipped with lances as well as sword and carbine.



**Infantry attack on the Dervish *zariba* on the Atbara, 8 April 1898. 1/Cameron's firing to cover 1/Seaforth's entry. After Cpl. Farquharson, 1/Seaforth. See also Plate F3. (Queen's Own Highlanders)**

hand by dismounting and using their carbines. The much-lauded charge of the 21st Lancers at Omdurman followed a similar pattern, dismounted carbine fire again succeeding where shock action had failed, but not before unnecessarily high casualties had been sustained.

During the 1884–85 Nile campaign the 19th Hussars, divided between the Desert and River Columns, confined their functions to scouting and reconnaissance with useful results. In a similar rôle, however, a squadron of the 5th Lancers, deployed in four-man 'cossack' posts in thick scrub over too wide a frontage, failed to give early warning of the Dervish onslaught at Tofrek outside Suakin.

The speed of manoeuvre of mounted troops was vital in the open spaces of desert and *veldt* against fleet-footed Dervishes or mounted Boer commandos, and even in closer country against elusive guerrillas. Infantry could attack or hold a position, but were far too slow against such opponents for advance, flank or rear guards, surprise raids, outposts, maintaining contact with and harrying an enemy. Yet in such rôles the Cavalry's usefulness was limited by its training and weapons: the lance, though ideal for pursuit or the rare chance of shock action, was otherwise an encumbrance; the sword, to which much training time was devoted, was useless except perhaps in self-defence at close quarters—as the Hussars found at El Teb, being unable to reach Dervishes lying on the ground hamstringing the horses; while the carbine, once

described as a 'popgun', was viewed with contempt by many cavalry colonels, who in any case were averse to the notion that their men should dismount to fight. Moreover, the Line Cavalry totalled only 28 regiments, of which on average 18 were retained at home and eight stationed in India (largely for internal security), leaving very few for campaigns elsewhere. Indian Cavalry were used in limited numbers in Egypt, Sudan and Burma, but their main theatre of operations was the North-West Frontier.

### **Mounted Infantry**

The tactical rôles for which infantry were too slow and cavalry poorly trained and armed became the province of a new Arm, which reached its zenith in this period—the Mounted Infantry or MI. The essence of a mounted infantryman was that he remained an infantryman, fighting on foot, but was mounted—on a horse, pony, camel or even wagon—to get him wherever his rifle and bayonet were needed at best speed.

MI, raised on an *ad hoc* basis, had been used to some extent in India, but more in Africa during campaigns noted in MAA 193 and 198. By 1881, after useful service against Kaffirs, Zulus and Boers, it was generally recognised as a handy, but only temporary adjunct to the other fighting Arms. Before the Cavalry landed in Egypt in 1882, a 70-strong MI company was organised from the first two battalions to arrive<sup>1</sup> to perform outpost duties between the British and Egyptian lines at

<sup>1</sup>1/South Staffords and 3/KRRC. Both had MI-experienced men from South Africa.

Alexandria. Later doubled in strength, it gave close infantry support to the Cavalry Brigade in the Tel-el-Kebir campaign. The largest MI force yet seen, though camel-mounted and including cavalymen (not altogether successfully), was the Desert Column of the Gordon Relief Expedition. Horsed MI were used in the 1884 Suakin operations and again, with camel MI, in 1885, and also on the Egyptian frontier later that year. The pacification of Burma was greatly assisted by mounting British and Indian infantry on the small ponies of that country.

So successful had these locally organised detachments been that from 1888 permanent schools of instruction were established in Britain and later abroad to train as MI selected men from battalions, and official MI establishments and manuals were published. After each course the trained men returned to normal duties in their battalions, as no permanent MI units, other than the schools, were to be maintained. The aim was to have a 32-strong MI-trained detachment available in each battalion at home or abroad which, when need arose, could act either independently, or grouped with three other detachments to form an MI company, either itself independent or with other companies forming a battalion. The war establishment of a cavalry brigade also had two MI companies attached. The success of the innovation was demonstrated by the

four-company battalion formed at Aldershot in 1896 for the Matabele/Mashona disturbances in Rhodesia. Acting in a counter-guerrilla rôle, this force relieved the outlying townships, cleared and secured the communications, and raided the *kraals* of the dissidents.

The Boer War by its nature, particularly in its guerrilla phase, saw a large increase in MI until it became the dominant Arm of the war, cavalry and even gunners being converted to its usages. Starting hostilities with only the MI detachments of the garrison battalions, the Regular Infantry MI element eventually rose to 28 battalions, each usually of four companies instead of the normal battalion's eight. This increase was only achieved by many men having to learn their new trade as they went along, and there was a terrible wastage in horses due to the men's inexperience as horsemasters. Nor was their marksmanship always up to Boer standards. These defects apart, their chief drawback was that, in action, with one man in every four acting as horseholder for the other three, the firepower of any MI unit was reduced by a quarter; when opposed to a Boer force of comparable strength, they were always at a disadvantage since Boer horses were schooled to stand when their riders dismounted. Nevertheless, by the end of the war the best MI were well able to contend with the commandos.

**Shock action by cavalry: the Household Cavalry's moonlight charge at Kassassin, 28 August 1882. After H. W. Koekkek. See also Plate A1. (R. G. Harris)**

## Artillery

In MAA 198 it was seen how the Artillery, after





adopting rifled breech-loading (RBL) guns in the 1860s, reverted to muzzle-loaders (RML) in the 1870s. Neither the 9-pdr. nor 16-pdr. RML having proved wholly satisfactory, a 13-pdr., sighted to 4,800 yards, began to be issued from 1880. It was to have only a short life, but the two horse batteries sent to Egypt in 1882 were equipped with it, as were some of the six field batteries, the remainder having 16-pdrs.; one field battery from India had 9-pounders.

Despite the generally adequate performance of these guns in that campaign, it was realised that muzzle-loaders were obsolete and that a return to breech-loading was essential. From 1885 the 12-pdr. RBL, sighted to 5,000 yards, became the standard piece for horse and field batteries. This was found to be too heavy for horse artillery, however, and its shell was too light for field batteries. Consequently from 1892 a one-hundredweight lighter 12-pdr. was devised for the RHA, and field batteries' 12-pdrs. were converted to take a 15lb shell, the invention of cordite as a propellant enabling the shell to be increased in weight without significant alteration to the gun. The 12-pdr. and 15-pdr. RBLs (sighted to 6,000 yards) remained the standard field guns through the Boer War, firing shrapnel only, common shell having been phased out.

Even so, the field gun's trajectory and weight of shell made it less than ideal against buildings and trenches, as had been found in the Afghan War (see MAA 198), so from 1896 the high-angle howitzer was re-introduced as a field artillery weapon.

**Scouting, a cavalry function but increasingly assumed by Mounted Infantry, as shown here outside Suakin. Sketch by C. E. Fripp. (Author's collection)**



Instead of being included in horse and field batteries as in the Crimea (MAA 196), howitzer batteries were formed, each armed with six 5 in. BLs, firing a 50lb projectile charged with a new high explosive, lyddite. It was first used with good effect by 37th (Howitzer) Battery during Kitchener's bombardment of the town of Omdurman to persuade the Khalifa to fight in the open rather than in a built-up area. The 5 in. howitzer was the standard piece, but 5.4 in., 6 in. and a portable 4 in. jointed RML were also introduced for use in India.

The only other RML remaining in service, apart from heavy guns, was the mule-borne 2.5 in. 'screw' gun (noted in MAA 198) used by British and Indian mountain batteries in Egypt, Burma, Rhodesia and in the opening months of the Boer War, but chiefly on the North-West Frontier. Lord Roberts held the view that field guns were useless on the Frontier, only mountain artillery having sufficient mobility, though a proportion of heavy guns—40- and 30-pdrs.—or howitzers, elephant-borne or -drawn, were necessary for the destruction of villages and forts.

All batteries of whatever description continued on a six-gun basis, but within the battery the terms 'division' (two guns) and 'sub-division' (the gun, limber, ammunition wagon and its limber) changed to 'section' and 'sub-section' in 1889. Each sub-section consisted of a sergeant in command, an NCO in charge of the ammunition wagon, three gun-crew, two ammunition numbers, and two reserves, plus six drivers, RHA having an extra three as horse-holders. The sections were commanded by subalterns. In 1899 the Royal Artillery as a whole was divided into two distinct branches: mounted, including Royal Horse and Royal Field Artillery, and dismounted, the Royal Garrison Artillery, which included heavy and mountain batteries.

In tactical handling of field artillery, the basic fire unit had progressed from being the division/section to the battery; but in the 1890s a larger grouping was favoured—the artillery brigade of three batteries. In war an infantry division would be supported by one RA brigade. Firing was either by independent fire of each gun (as when ranging), by sections, by batteries or, exceptionally, by salvos. Despite improvements in equipment and gunnery,



**15-pdr. RBL field gun and crew, Royal Field Artillery: Nos. 2 and 4 on the gun's right, Nos. 3 and 1, or sub-section commander, on its left. The No. 1, a sergeant, is dressed for mounted duties. (Author's collection)**

artillery tactics, still influenced by the Franco-Prussian War, were not keeping pace with such technical developments as longer range and greater accuracy (both of guns and small arms) and smokeless powder. Artillery manuals in the 1890s held that musketry at ranges over 1,000 yards could be ignored. The requisites laid down for a gun position began with the need for a clear view of the target over the gun-sights, and ended, almost as an afterthought, with cover for the guns, seemingly ignoring the advantages of smokeless powder and the effects of enemy fire. Artillery tasks in the attack were defined as first, to silence the enemy guns, and second, to prepare the infantry's advance by directing guns on the point of attack; both demanded the massing of guns in superior numbers to those of the enemy. Before effective fire could be opened, the target had to be bracketed, each gun firing ranging shots in turn until all were 'on target'. It was believed that dispersal and use of cover would diminish maximum fire effect, and that the simultaneous appearance of a long line of guns would unnerve the enemy. Furthermore, in peacetime training there was little co-operation and mutual understanding between different Arms.

By the start of the Boer War the field artillery, compared with infantry and to a lesser extent

cavalry, had very little active service experience. No Arms had experienced enemy artillery fire except in Egypt 17 years before. The Boers, who well understood the implications of smokeless powder and other weapon developments, not to mention the advantages of cover, soon demonstrated the fallacy of Royal Artillery tactics, as two examples show.

At Magersfontein, on the afternoon before the attack, one horse, one howitzer and three field batteries, plus a Naval heavy gun, bombarded what was thought to be the Boer positions for two hours. The effect was negligible as the Boers were entrenched and concealed some way off from the shelling and they had been alerted to the imminence of an attack—with results seen earlier. At Colenso the artillery commander, Col. Long, determined to give the infantry his best support, galloped forward two field batteries far in advance of the infantry, aligned his 12 guns in the open, and opened fire at 990 yards range. The gunners, devotedly serving their guns without cover, were shot down by Boer artillery and rifles, and the



5 in. RBL howitzer in the act of firing: Boer War, 1900.

batteries ran out of ammunition before the infantry attack developed.

In the employment of mountain artillery on the Frontier the most efficient fire unit was the two-gun section, one moving forward with the leading infantry, covered by others in the rear which then leap-frogged forward, so that there were always guns in action while others were moving, and fire could be immediately brought to bear on enemy positions from different directions. Also, by

**Elephant battery with crews in front during the Pathan Revolt, 1897.** (*Navy & Army Illustrated*)



splitting a battery into its sections, good fire positions were more readily found for two, rather than six guns, and presented a smaller target. However there were occasions, as in a set-piece attack on a strongly-held position, like Dargai in 1897, when it was advantageous to concentrate the fire by massing one or more batteries. Such was the agility of mules that they could accompany infantry over almost any ground, though in Natal in 1899 the mules of the 10th Mountain Battery, accompanying a force in the dark over country less difficult than the Frontier, stampeded down a hillside, losing the force its artillery support and alerting the Boers to its presence. Of course mountain gunners had no more experience of opposing enemy artillery than their field counterparts; but at the trade they knew best—Frontier warfare—they were probably the most efficient branch of the Royal Artillery in the 1890s.

### Machine Guns

Machine guns of various types—Nordenfeldts, Gardners and Gatlings—were used before and after 1882, manned by the Royal Navy or Royal Artillery; but the 1885 Maxim gun, officially introduced into the Army from 1891, provided a suitable machine gun for cavalry, MI and infantry, first in a .45 in. model but converted to .303 in. It was mounted on a two-wheeled carriage drawn by two horses (cavalry, MI) or one horse or mule (infantry), or carried on a pack mule. Sighted to





2,500 yards, it was capable of up to 600 rounds per minute, fired from belts of 250 rounds, either from its carriage or from a tripod. Rather than being regimental/battalion weapons, Maxims were normally grouped in two-gun sections under brigade control. Each section consisted of an officer and 17 (cavalry, MI) or 12 (infantry) NCOs and men, seven and four of whom respectively were drivers. A cavalry/MI section was accompanied by two four-horse ammunition wagons and one two-horse forage cart, an infantry section by two two-horse carts for ammunition and forage. In cavalry and MI the officer and four men were mounted, the remainder, less drivers, riding on the vehicles; the infantry, less drivers, all marched.

The full potential of the machine gun for producing rapid, sustained fire was insufficiently appreciated in this period, it being regarded as no more than an auxiliary weapon, very vulnerable to artillery and indeed, due to mechanical failure, far from reliable even in colonial warfare. The jamming of Naval Gardners at critical moments gravely imperilled the squares at Tamai and Abu Klea. Sustained fire could cause the water-cooled Maxims to boil over as they did at Omdurman, though, sited as they were at intervals along the *zariba*, their fire gave material and moral support in halting the Dervish rush. On the Frontier Maxims sited in forts and *sangars* could lay down belts of fire to supplement rifle volleys when withstanding the

**2.5 in. RML 'screw' guns of No. 3 Mountain Battery, Royal Artillery, with the Battery mules and their Indian drivers in rear: Pathan Revolt, 1897. (Navy & Army Illustrated)**

occasional mass attack, and were always useful for covering difficult retirements. During the Chitral campaign the Devons' mule-borne Maxim section greatly assisted the hard-pressed Guides Infantry to safety by taking up position to halt the pursuing Pathans from a flank. The manual particularly recommended such flanking positions so as to produce enfilade fire upon an objective during an attack, thus making best use of the gun's long beaten zone; in defence, guns were to be sited to sweep the approaches or protect the flanks. The more mobile cavalry sections were to act similarly to horse artillery, providing intimate fire support to pave the way for an advance prior to a charge, or to harass a fleeing enemy during a pursuit. On other occasions requiring fire cover, such as a delaying action or covering a retreat, their Maxims could obviate the need for cavalry to dismount.

### **Sappers and Services**

The Royal Engineers were the fourth fighting Arm and indeed could act, if necessary, as infantry. A corps of many trades and skills, its tasks ranged over the construction, repair or demolition of field defences, bridges, roads, railways (and their operation), works services, surveying, telegraphy, water supply, accommodation, submarine mining,



**2/King's Own Yorkshire Light Infantry Maxim detachment with gun on wheeled carriage, ammunition mule at left: Pathan Revolt, 1897. (R. J. Marrison)**

ballooning, manning searchlights, and the provision of officers and NCOs for the Indian corps of Sappers and Miners; in short the sapper was 'the man of all work for the Army'.

The most common RE unit was the company: either a 203-strong field company, one being attached to a division with another plus field park as corps troops; a specialised company (e.g. survey, railway or fortress); or a 132-strong garrison company. There were also bridging and telegraph battalions, providing pontoon troops capable of laying 120 yards of bridge, and telegraph troops with a capacity of 60 miles of cable. Four balloon sections were employed in the Boer War and another at Suakin in 1885. Such was the versatility of sappers that the three RE companies at Suakin, besides performing many of the above tasks, also manned a photographic detachment, to assist with the acquiring and dissemination of topographical information, the copying of maps, and the illustration of reports—thereby, incidentally, making a record of the campaign. In the last 18 months of the Boer War a major factor in limiting the commandos' freedom of movement was the RE effort to provide nearly 4,000 miles of barbed-wire fencing guarded by 8,000 blockhouses.

Except for the Land Transport Corps (MAA

196) and Military Train (MAA 198), little mention has been made in this series of the Services, or departmental corps, which ministered to the Army's physical and material needs and without whom no campaign could be successfully prosecuted—as was seen in the Crimean War which brought them into existence. Starting that war with only regimental surgeons, paymasters and a few civilian bodies, from 1856 onwards the Army was increased by various logistic organisations of which space does not permit description here, but which developed into the Services about to be listed. In principle the logistic requirements of a force were calculated by its headquarters staff and implemented by the appropriate service on the instructions of its representative at the headquarters.

In 1882 the responsibility for supplies (food) and transport (other than regimental wagons<sup>1</sup>) belonged to the Commissariat and Transport Corps (part-successor of the Military Train), which became in 1888 the Army Service Corps. Its basic unit was the brigade company, 107 strong, its rank and file being classed as issuers, butchers, drovers, labourers and—the majority—drivers, with 78 draught horses and 18 wagons/carts for rations,

<sup>1</sup>Infantry battalion: ten GS wagons, 40 horses, 20 drivers (five for HQ and companies, three tentage, two supplies); five carts, ten horses, five drivers (four SAA, one tools); three mules (two SAA, one medical). Cavalry regiment: 12 GS wagons, 48 horses, 24 drivers (five for HQ and squadrons, four supplies, two tentage, one forge); two carts, eight horses, four drivers (SAA); one mule (medical).

forage, wood, water, a butchery, a forge, its own baggage and that of the brigade headquarters. Similar companies were attached to higher formations and rear echelons and also to the medical services. Its vehicles were the four-horse GS wagon and two-horse cart.

A proper medical service began with the formation of the Medical Staff Corps and, until 1883, the Army Hospital Corps. From 1873 medical officers (MOs) were removed from regimental control into the Army Medical Staff, and this was supported from 1884 by the Medical Staff Corps, which provided the non-commissioned men who manned the bearer companies and hospitals. All transport was provided by the ASC, whether wheeled or mule-borne litters. In 1898 the service was again reorganised into the Royal Army Medical Corps including officers and men. An important feature of the hospital side was the Army Nursing Service, though its numbers—only 176 nurses in 1899—required a major expansion in the Boer War which was supplemented by many voluntary nursing organisations.

Other than MOs attached to units and regimental stretcher-bearers (two per company), the bearer company was the most advanced medical unit. Some 60 strong with three MOs and ten ambulances, its task was to bring casualties from fighting units to a collecting station, whence its

ambulances conveyed them to a dressing station for preliminary treatment. Second-line ambulances attached to a field hospital (100 patients) collected wounded from the dressing stations. Further to the rear were line of communication hospitals (200 patients), base hospitals (500 patients) and ultimately hospital ships for evacuation to England.

The difficulties of casualty evacuation in 'savage warfare', even with careful preparation, are exemplified by the Tirah campaign. Men wounded in action had to be assisted back to camp by their comrades or carried in 'doolies'; these always attracted Pathan fire, and were borne by native bearers who often dropped their loads under fire. From the field hospital in camp they had to be carried on mules or in doolies along a rough 35-mile track, always under threat of attack and therefore strongly escorted, to the nearest point that wheeled ambulances could reach. By ambulance it was 75 miles to the railhead, from which an 80-mile train journey got them to the base hospital at Rawalpindi. Thereafter, if still unfit to return to their units, they faced another 1,200 miles by train to Bombay and about a month's voyage home; yet Piper Findlater VC, shot through both ankles at

**Surgeon-General, Army Medical Staff (mounted) with Royal Army Medical Corps officer, sergeant-major and private all in home service full dress; in rear, Army Service Corps-manned ambulance. After R. Simkin.**





Dargai, was photographed five months later convalescing at Netley Hospital.

Responsibility for the provision, holding and issue of all warlike stores and equipment, other than rations and animals, belonged to the Ordnance branch. Ammunition was supplied by Ordnance in the rear areas, but at divisional level and forwards it became the responsibility of the senior Artillery officer, who had under his command RA ammunition columns carrying reserves of both artillery and small arms ammunition which replenished the reserves of fighting units. The Ordnance underwent numerous organisational changes, but from 1881 it consisted of the Ordnance Store Department,

which was basically the office side, and the Ordnance Store Corps companies which provided the labour. In 1896 these were re-titled the Army Ordnance Department and Army Ordnance Corps.

The other departmental corps which came into being in the latter half of the 19th century were the Chaplains Department, Army Pay Department and Army Veterinary Department. Working closely with the latter was the Remount service, set up when required to obtain fresh supplies of horses and whose depôts were manned by specially detached cavalymen; the RA and ASC were also represented on its officers' purchasing committees. Lastly there was the Provost service, providing commissioned Provost-Mmarshals and detachments of Military Mounted and Foot Police. For operations mounted in India many of the above Service functions were performed by Indian troops.

**Types of the Army, from left, front: Private English Infantry, Driver Commissariat & Transport, 1887; Privates KRRC and English Infantry, 1891; in khaki drill: Private Sudan 1898, Officers Gordons and Line South Africa 1899. Rear: Privates, Camel Corps 1885, Hussar 1896, 21st Lancers Sudan 1898. After R. Simkin. (Author's collection)**



# Uniforms, Equipment and Weapons

## Regulation patterns


Following the introduction of the cloth-covered helmet in 1878 for all Arms and Corps except Cavalry, RHA, Guards, Fusiliers and Highlanders, dress uniforms remained essentially the same throughout this period as at the close of MAA 198, but with changes of detail. From 1881 all Infantry, less Scottish and Rifles, received dark blue trousers instead of Oxford mixture, thus conforming with the rest of the service. The 1881 Infantry reorganisation abolished the old facing colours,

**The experimental service uniforms, 1884. Note rear view of full 1871 Valise Equipment. From *The Graphic*. (Author's collection)**

except Royal regiments' blue, in favour of national facings: white for English and Welsh, yellow for Scottish, green for Irish<sup>1</sup>. These appeared on tunic collars and cuffs, which henceforth were round.

The reorganisation chiefly affected the former English uniforms of regiments, either of Lowland Scottish origins like the 1st (Royal Scots), 21st (Royal Scots Fusiliers) and 25th (King's Own Scottish Borderers) who now received Highland doublets and tartan trews; or the 73rd (2/Black Watch) and 75th (1/Gordons), amalgamated with Highland regiments and adopting their dress. Two other Highland regiments, 72nd (1/Seaforth) and 91st (1/A&SH) lost their trews in favour of their junior partners' (78th and 93rd) kilts. Two pairs of regiments, 26th/90th and 83rd/86th, became respectively Scottish (Cameronians) and Irish

<sup>1</sup>By 1902 eight regiments had regained their former facings.





**Officers' foreign service kit 1886, from left, front: Infantry, Indian white parade uniform; Royal Engineers, scarlet frock; Light Cavalry, blue frock; Mounted officer, khaki drill; Infantry field officer, scarlet frock ('India-pattern'). Rear: Lancers, khaki drill; Indian Staff (Assistant Adjutant-General) cold weather parade uniform; 6th Dragoons, South Africa (corduroy). From Jones' *Tailors' Pattern Book*.**

Rifles, exchanging scarlet for rifle-green (the former with trews).

Of greater relevance to campaigning and field use was the undress uniform. For cavalry soldiers this was a five-button 'serge frock', in scarlet for Heavies (excluding 6th Dragoon Guards), blue for others, and usually with the collar in the facing colour plus minor regimental differences. Infantry soldiers' scarlet frocks (apart from Scottish and Rifles) underwent a number of variations throughout the period, and there were also differences between home and foreign service. The home service frock, of kersey, became more like the tunic, with seven-button fastening but no piping and, except between 1890–92, with facings on collar and cuffs<sup>1</sup>; the foreign service frock, of serge, had five-button fastening and initially facing colour only on the collar, though some battalions added it to their cuffs. In India, where scarlet serge was worn instead of the cloth tunic in the winter (white being parade wear in summer), some battalions added the white

trefoil braid, as worn on pre-1881 tunics, to their plain cuffs.

Highlanders at home wore the white shell jacket in undress, as did Guards, but abroad wore a six-button scarlet frock (as in Plate A3). Lowland battalions wore this frock at home and abroad. Rifles had a five-button black serge frock with regimental distinctions, the Cameronians' version being of the Lowland pattern.

The Royal Artillery blue frock was as in Plate A2. The Royal Engineers' was scarlet, with blue collar and cuffs, yellow piping round the collar base and forming a single loop at the cuffs, and yellow shoulder cords.

Officers' braided and looped patrol jackets (see MAA 198), which varied according to Arm and, in the Cavalry, between regiments, remained in use for much of this period, but more often as a barrack dress. For field use serge frocks matching the tunic colour and, from the 1890s, with breast and skirt pockets, were authorised. From 1896 the braided blue jackets were abolished for Infantry, and replaced by blue jackets similar to the scarlet serge but without facing colours. Scottish officers had frocks similar to their men (see Plate G3).

From the mid-1890s the field service cap of a type still worn today, with folding peak and sides, was adopted by all except Scottish infantry, who retained the Glengarry.

As seen in earlier volumes, home service undress had been regularly used for active service. However, the widespread use of khaki clothing in the Afghan War (MAA 198) and the production in India of a fast khaki dye led to the official introduction of a khaki drill service dress for the Army in India<sup>2</sup> from 1885. Though there were minor differences of detail, the basic frock had a five-button fastening and two flapped breast pockets with buttons. With it were worn trousers for dismounted men, pantaloons for mounted, and puttees. For a while soldiers received khaki covers for their white helmets (as in MAA 198), but the white pattern was increasingly kept for parade and a locally made khaki helmet, with puggaree, was worn with service dress; these varied slightly in shape according to manufacturer.

The Army at home and elsewhere presented a

<sup>1</sup>The short-lived 1890–92 pattern had facing colour only on the shoulder straps.

<sup>2</sup>i.e. both British and Indian troops, as opposed to the Indian Army.



Egypt, 1882:  
1: Lt. Col., 2nd Life Guards  
2: Gunner, N/2 Battery, RA  
3: Sgt., 1st Bn. Black Watch





Sudan, 1884-85:

1: Pte., 1st Bn. York & Lancaster Regt., 1884

2: Lt., KRRC, Mtd. Inf. Camel Regt., 1884-85

3: Pte., 1st Bn. Grenadier Guards,  
Gds. Camel Regt., 1884-85



Egyptian Frontier & S. Africa, 1885-96:  
1: Pte. Bn. Princess of Wales's Own; Ginniss, 1885  
2: Lt., 1st Bn. Royal Scots; Zululand, 1888  
3: Gunner, 10th Mtn. Bty. RA; Matabeleland, 1896

1



2



3





Burma & Indian Frontiers, 1887-91:

1: Pte., Mtd. Inf., 1st Bn. Royal Welch Fusiliers;  
Burma, 1887

2: Officer, 2nd Bn. Northumberland Fusiliers;  
NW Frontier, 1888

3: Cpl., 1st Bn., Buffs; NE Frontier, 1891



North-West Frontier, 1895-97:  
1: Sgt., 2nd Bn. KOSB; Chitral, 1895  
2: Pte., 16th Lancers; Tirah, 1897  
3: Gunner, 9th Mtn. Bty. RA; Tirah, 1897





Sudan, 1898:

1: Drummer, 1st Bn. Lincolnshire Regt.

2: Captain, 21st Lancers

3: Pte., 1st Bn. Cameron Highlanders





South Africa, 1899:  
1: Pte., 1st Royal Dragoons  
2: Pte., 2nd Bn. Royal Irish Fusiliers




South Africa, 1899-1901:

1: Driver, RFA, 1899

2: Lt., 1st Bn. Scots Guards, 1900

3: L/Cpl., 2nd Northants. Regt., 3rd Bn. Mtd. Inf., 1901

1



2



3





different picture as regards service dress. A realisation in some quarters that the traditional colours were not best suited to modern warfare resulted, between 1881 and 1884, in a number of experimental service uniforms of Norfolk-jacket type frock and trousers in tweed or serge of colours contemporarily described as 'invisible grey', 'mud-coloured' and 'warm drab-grey', with discreet embellishments in the traditional scarlet. These seem to have been devised for temperate climates, and were separate from the similarly coloured serge uniforms specially issued for colonial expeditions that will be met later. The experiment was not pursued, largely on sentimental grounds over the loss of the traditional colours, which continued in use for home training up to 1902. In 1896, however, the Indian example was followed for all foreign service (i.e. outside Europe) by the approval of a khaki drill service dress similar to the Indian pattern.

### Accoutrements

In the equipment field the cavalryman's accoutrements remained essentially as described in MAA 198 though modified in detail. A new 'muzzle-down' carbine bucket with attachments for the picketing-peg was authorised in 1886, and modified in 1896 to take the bolt-action, magazine carbine, with a 'D' added to steady the lance attached to the saddle when the rider was dismounted. Provision was also made for carrying the carbine across the back by a sling which looped over the muzzle and round the small of the butt, with a steadying strap for attachment to the waistbelt. Carbine changes also necessitated internal alterations to the 30-round pouch. The sling waistbelt was modified in 1885 owing to the re-positioning of the scabbard's sling rings to opposite each other, 2¼ in. below the mouthpiece. The impracticability of suspending the sword from the man, particularly when acting dismounted—*noted and acted upon in India (MAA 198)*—was finally recognised by the home authorities who, from 1889, authorised the attachment of a sword frog to the saddle for all mounted troops armed with swords. In the late 1890s the needs of dismounted action and small arms' improved rate of fire demanded a handier and more capacious ammunition carrier than the pouch-belt, which in one form or another pre-dated the



**Royal Engineers, c.1890. From left: sappers, working dress and marching order, 1882 equipment; officer. After Frank Dadd.**

Napoleonic War. The answer was copied from the Mounted Infantry.

In 1882 a 50-round, brown leather bandolier had been approved for this Arm; worn over the left shoulder, it had flaps covering the four groups of 10 and two of five cartridge tubes, and a 9¼ in. steadying strap for attachment to the waistbelt. The tubes were shortened by a third in 1889 for easier extraction, and further modified in 1896 to take carbine as well as rifle ammunition, thereby permitting its issue to cavalry in lieu of the pouch-belt.

Since the cavalry carbine bucket was unsuitable for a rifle, an MI bucket was also approved in 1882: 24 in. deep, to take the rifle butt down with its breech covered by a folding flap, and fastened to the saddle's cantle on the off side. From 1894 its depth was reduced by half and the flap removed to take the bolt-action rifle. It was attached to the rear arch of the saddle by two straps, with another to the surcingle. MI also received a longer rifle sling for carrying the weapon across the back if required.

The Infantry's 1871 Valise Equipment was revised in 1882, though as usual some time elapsed before all battalions received the new pattern. The chief changes were: two 40-round pouches instead



of the 1877 type and ball bag; the valise worn slightly higher and containing the greatcoat; alterations to the supporting braces. When the valise was not worn, the rolled greatcoat, with mess-tin on top, was fastened by individual straps to the back of the waistbelt, the weight borne by the braces and balanced by the pouches (when full).

This was only a stop-gap, and in 1888 a new Valise Equipment, or Slade-Wallace pattern was approved. A smaller valise was now worn high on the shoulders attached by its straps to re-designed braces, with mess-tin and greatcoat strapped to the waistbelt. Its first pouches held 40 .45 in. rounds in the left, 30 in the right. It was modified in 1889 for .303 in. ammunition, the quantity of rounds increasing to 50 and 40, but from the following year both pouches were to take 50 rounds. From 1894 the pouch flap was altered to open outwards instead of upwards. Individual tubes were sewn to the outside edges to hold two, later four rounds for immediate use without opening the pouch. The

waistbelt underwent minor modifications to accommodate the new pouches and braces.

From 1890 a felt-covered, circular-shaped enamelled water-bottle replaced the 1871 Oliver pattern. In India different types were used, as will be seen. Bayonet frogs of the 1882 equipment had a simple slit for socket bayonet scabbard bosses and a long slit guarded by a buckle and strap for sword bayonets. From 1890, after the disappearance of socket bayonets, the buckle-and-strap type became universal, though the other type had to be re-introduced from 1892 for MI, the better to retain the scabbard. An entrenching tool with frog and strap for attachment to the bayonet scabbard was devised in 1882, but it seldom seems to have been carried. A canvas haversack, about  $12 \times 8\frac{3}{4}$  in., formed part of both 1882 and 1888 equipments.<sup>1</sup>

Besides haversacks and water-bottles of the current pattern, the personal equipment worn by RHA and RFA gunners and their NCOs was dictated by their personal weapons: a sword for all RHA and individually mounted RFA men and

**Army Service Corps, c.1897. From left: NCO undress; private full dress; driver, full dress; officers, full dress and undress. After R. Simkin.**

<sup>1</sup>See MAA 107 for more detail of these equipments.



therefore a sling waistbelt, though swords were carried on the saddle as noted above for Cavalry; a sword bayonet for RFA gunners and therefore a waistbelt with frog. From 1901 swords and sword bayonets were abolished for these ranks. As every sub-section had two carbines, two gunners carried 20-round RA black pouches on their belts. Before 1890 drivers had been unarmed, but henceforth carried pistols in an open-ended brown leather holster (Plate H1).

Mountain batteries in India had the same brown leather shoulder and waistbelts as their Indian counterparts, the former to suspend the curved mountain artillery sword (Plate E3). Mountain batteries elsewhere had a waistbelt and frog suspending a sword bayonet or a short sword (similar to MAA 196's Plate E3) until 1896, when the Indian practice was copied by the issue of a buff leather shoulder belt to carry the mountain artillery sword, similar to the Indian pattern, approved in that year. Mounted men of mountain batteries carried the same sword from a buff leather waistbelt and frog with shoulder strap on the Sam Browne principle.

Other Royal Garrison Artillery units and Royal Engineers had equipment of the current infantry pattern, but the 1882 pouches survived in RGA up to 1900. Mounted ranks followed RFA practice. ASC and Ordnance were similarly accoutred.

Officers' equipment in all Arms remained as in MAA 198, with no official acknowledgement of the much-used Sam Browne belt until 1891 when it was permitted for active service and with khaki in certain foreign stations. Not until 1899 was a universal pattern of Sam Browne approved: with twin braces, frog, holster and ammunition pouch for 'active service in all climates, peace manoeuvres and other field duties'. Also authorised was a universal haversack, carriage for the greatcoat and a 'recommended' water-bottle which was similar in shape to that then used in India.

### Small Arms

The major small arms development was the introduction, from 1888, of .303 in., bolt-action, magazine rifles and carbines to replace the single-shot, .45 in. Martini-Henry weapons, described in MAA 198, and still in use at the start of this period; and, from 1892, the smokeless cartridge filled with



**Types, Egypt 1882. From left: Corporal, Black Watch; Sergeant, Foot Guards; Sergeant, King's Royal Rifle Corps; Privates, Household Cavalry. After Harry Payne. See also Plate A3. (Author's collection)**

cordite instead of black powder. The first of the new rifles was the Mark I Lee-Netford: 30 in. barrel (3 in. shorter than the Martini), weighing 9lbs 8oz, and backsight graduated from 300–1,900 yards. The magazine held eight rounds, loaded singly, and could be closed by a cut-off, thereby converting the rifle to a single-shot weapon and keeping the magazine rounds for rapid fire in an emergency. With cut-off applied the rate of fire was 12 rounds per minute, but using the magazine one round per 2½ seconds. The 1892 Mark II was slightly lighter, had a ten-round magazine, and the lower sling swivel was moved from the trigger guard to the butt, plus other minor modifications. An Enfield barrel, approved in 1895, produced the otherwise identical Mark I Lee-Enfield. For these rifles the long socket bayonet, used for so many years, was replaced by a 12 in.-bladed sword bayonet. With bayonet fixed, the arm was 5ft 1½ in. long.

The Martini-Henry carbines, used by Cavalry and Artillery, were converted to .303 in. from 1892 by fitting Metford barrels. Two years later the Lee-Netford magazine carbine, followed in 1896 by the Lee-Enfield, was approved for Cavalry. With six-round magazine and cut-off, it was 3ft 3¼ in. long and weighed 7lb 8oz. Artillery continued with the Martini-Netford, converted to Martini-Enfield from 1896, which was 2 in. shorter and 4oz. lighter than the cavalry weapons and took the 1888 infantry sword bayonet.



**Group, 1/South Staffords with civilians, Egypt 1882. Note fly veils round helmets, scarlet frocks with facings on collars only, stained 1871 equipment with 1877 pouches, no leggings. (The Staffordshire Regiment)**


The regulation pistol for men so armed—senior NCOs, trumpeters and drivers—was the 1880 .45 in. Enfield revolver until replaced by the slightly smaller and lighter .44 in. Webley from 1887. Officers were permitted revolvers of their own choice as long as they took Government ammunition, but by 1900 they were recommended to have the Webley.

The cavalryman's sword remained basically of the 1864 pattern (MAA 198) but underwent improvements and modifications, chiefly to the blade, in 1882, 1885, 1890 and 1899. Its blade remained curved, but Household Cavalrymen's swords, which were longer and had a basket guard, received a straight blade from 1882; ten years later it gave way to the 1890 Line Cavalry blade. Cavalry officers' swords were unchanged from MAA 198 until 1896, when all adopted the Heavy Cavalry type with scroll-patterned guard, but with an improved grip. The Line Cavalry sword was the weapon of sword-armed mounted men of other Arms and Corps, including RHA from 1891.

The long-serving infantry officers' sword (1822, 1845 blade) received a straight blade from 1891. From 1895 a new sword with sheet-steel guard (of the type still used today) was approved, though

Guards and Rifles officers retained their 1822 guards. Highland officers' broadswords, with basket hilts and the undress cross-bar guard, were adopted in all Lowland regiments from 1881, except the Cameronians who carried a Rifles sword. The only change in Artillery and Engineer officers'

**Rear view of men of a Camel Regiment, Gordon Relief Expedition 1885. Sketch by Melton Prior, *Illustrated London News* correspondent with the expedition. See also Plate B3.**





swords was the latter's adoption of the 1895 infantry weapon.

Infantry senior NCOs' swords followed their officers' patterns: the 1895 sword was also received by similar ranks of dismounted units, except Scottish regiments (less Cameronians) who retained broadswords. Scottish bandmen, pipers and drummers were armed with dirks. Other bandmen, drummers and buglers (Light Infantry and Rifles) received from 1895 a plainer-hilted sword, with 13½ in. blade and some 6 in. shorter, than their 1856 pattern (Plate F1).

Such were the regulation uniforms, equipment and personal weapons in force during this period. Whereas earlier campaigns had seen considerable diversity in the appearance of the troops involved—owing to the absence of any concept of service dress by the Army's higher authorities, and hence the need to improvise locally—the campaigns of 1882–1902 witnessed a gradual recognition by those authorities that what sufficed for manoeuvres at Aldershot was probably not ideal for marching, living and fighting in mountains, desert and jungle under oppressive weather conditions. It is worth remembering, however, that it was considerations of comfort, rather than concealment, that forced the change; and had an expeditionary force been required in Europe, it would have gone out in the traditional colours.

## *Campaign Modifications*

### **Africa, 1882–90**

The bulk of the expeditionary force despatched to **Egypt** in 1882 came from England or the Mediterranean garrisons, but included a part-British contingent from India. Apart from the issue of white foreign service helmets with puggarees, which were mostly stained brown<sup>1</sup>, and such items as sun-goggles and anti-fly veils (not greatly used in the event), the larger element was clad in home service undress (Plate A). The Guards, proceeding on their first foreign service since the Crimea, had to replace their undress white shell jackets with scarlet frocks, similar to the Line's but with the facing colour only on the collars and a regimental device


<sup>1</sup>With tea or, by the 19th Hussars, with stewed tobacco juice.



**Guards mounted infantryman at Suakin, 1885, in khaki drill with blue puttees. From *The Graphic*. (Author's collection)**

on the shoulder straps. The recent date of the Infantry's re-organisation was manifest in 2/HLI, which was still wearing its 74th trows with HLI-badged and faced scarlet frocks; however the former 75th, now 1/Gordons, had received Highland clothing. Some cavalry (Household Cavalry and 7th Dragoon Guards) wore blue puttees, the 4th Dragoon Guards and 19th Hussars retaining knee boots. Infantry, less Highlanders, wore leggings; MI, cord pantaloons and canvas gaiters. The Royal Marines were in blue serge, without leggings.

Opinions on the wearing of serge uniforms varied from its being 'comfortable even in the fiercest sun' to 'unusually hot, officers and men suffering greatly'. Of 3/KRRC's black serge, Lt. Marling noted, 'We do look a lot of dirty ruffians'. An American observer remarked on how stained the scarlet became, but considered it was less conspicuous in the desert than the Egyptian white or blue uniforms. However, he compared it unfavourably with the khaki drill of the Indian contingent—in which 1/Seaforth appeared in its former 72nd kit as worn in the Afghan War, including the obsolete pouch-belt equipment (see MAA 198).



2/Seaforth Highlanders, Black Mountain Expedition, 1888. Note cartridge loops above breast pockets, and 1871 equipment but with Indian Army pouches.

Buff equipment was stained and brasses dulled. The Infantry still had the 1871 Valise pattern, the men carrying 100 rounds and with mess-tins attached where the braces crossed at the back, but with valises and greatcoats transported; the 1877 buff, rather than the 1872 black, pouches were now universal, except in 3/KRRC. MI wore the same equipment but without shoulder braces. Neither the 1882 bandolier nor the revised Valise Equipment were in production in time for this campaign.

Officers dressed similarly to the men, carrying sword, revolver, 20-round pouch, field glasses or telescope, haversack and water-bottle; the first three were generally supported by the Sam Browne belt in all Arms. According to Marling, his haversack contained 'a towel, soap, pair of socks, cap, flask of whisky, two days' ration of biscuits, goggles, cigarette case, pipe, tobacco, matches, notebook and pencil, two handkerchiefs, and a box of Cockle's pills'.

Though scarlet still had its devotees as 'the British colour', it was not ideal for desert conditions and, while the campaign continued, 30,000 suits of grey serge<sup>1</sup> were being manufactured for despatch to Egypt. The frock was a plain five-button garment without breast pockets. These arrived after the

<sup>1</sup>Of greyish smoke colour' (Fraser, *History of the Royal Marine Artillery*).

fighting was over but were issued to the troops remaining in garrison in Egypt.

Thus when Britain became involved in the Mahdist uprising in the **Sudan** from 1884, and a small division was sent to secure Suakin on the Red Sea, the infantry, Royal Marines and 19th Hussars from Egypt were clothed in grey, the two Highland battalions retaining kilts. The 19th's netherwear was Bedford cord pantaloons and knee boots; its accoutrements were pouch-belts, sword belts under the frock, haversack over the right shoulder, water-bottle over the left. The 1882 Valise Equipment was now reaching Egypt, but according to eyewitnesses<sup>2</sup> 1/Black Watch still had the 1871 pattern-at Tamai, carrying their folded greatcoats buckled across the shoulders, with the mess-tin at the back of the waistbelt above the ball-bag.

The other troops, from India, arrived in khaki drill with other Indian peculiarities like khaki helmet covers and puttees. A soldier of 1/York & Lancaster (Plate B1) wears the kit worn at Tamai, including the old pouch-belt equipment; this must have been the last occasion when these long-serving accoutrements were used in action. The 10th Hussars stained their helmets, retaining the spikes normally used only on dress occasions in India, and wore their home service blue pantaloons with blue puttees, as they had in the Afghan War (MAA 198). Their haversacks and water-bottles were both slung

<sup>2</sup>The soldier-artist, G. D. Giles, and the war artist, Melton Prior.

over the right shoulder. Thus the two Hussar regiments, 10th and 19th, charged together at El Teb in markedly different dress.

Giles, who had served in India, curiously depicted both the 10th and 1/York & Lancaster with Oliver pattern water-bottles which were not issued in India, though Prior showed the 10th with the Indian pattern (see MAA 198). Possibly supplies of the home pattern had been available for issue at Suakin to the Indian contingent.

The **Nile Expedition** to relieve Gordon in Khartoum, consisting of the Desert Column, (chiefly of the hastily formed and trained Camel Corps from England and Egypt) and the River Column (infantry from Egypt) was predominantly grey-clad. Only 1/Royal Irish, recently arrived from India, was in khaki drill. The 19th Hussars were dressed as at Suakin but exchanged knee boots for blue puttees. The Heavy, Light (both cavalry), Guards and Mounted Infantry Camel Regiments<sup>1</sup> were dressed alike in grey frocks, cord pantaloons, blue puttees, brown boots, 1882 50-round ban-

dolier, brown leather waistbelt with 20-round expense pouch and haversack; regimental detachments were distinguished by insignia sewn to the sleeves (Plate B3). On the camel was the 1882 pattern rifle bucket, another 100 rounds in saddlebags with the man's kit, three-quart leather water-bottle, six-gallon water-skin, blanket, shelter-tent, greatcoat and waterproof sheet, and corn-bag. Whether cavalymen or infantrymen, all carried the Martini-Henry rifle with sword bayonet (normally confined to sergeants). Officers, though dressed similarly, mostly had their grey frocks made up to their own choice and wore knee or some form of field boots, with Sam Browne belts to carry sword and revolver (Plate B2).

The Guards carried their scarlet serges in their baggage and had to loan some to the detachment of 1/R Sussex, which made the last dash to Khartoum aboard the steamboats, since Gordon had believed that the sight of red coats would overawe the

**Officers (left) and men of 2/Royal Sussex resting during the Black Mountain expedition. Most are in khaki drill but home service trousers and greatcoats are also visible. Headdress includes helmets, Glengarries and field service caps of khaki drill.**

<sup>1</sup>The first three all came from England, the MI Regiment from battalions in Egypt plus one company from England.





Dervishes. For the same reason 1/South Staffords and 1/Black Watch of the River Column exchanged their grey frocks for scarlet at the Battle of Kirbekan. The Staffords had been issued with the 1882 equipment over 1883-4, and a Prior sketch dated November 1884 suggests that the Black Watch had received it after returning from Suakin.


The only khaki drill seen hitherto in the Sudan was worn by troops from India. However, its superiority over grey serge in desert conditions had been noted by the home authorities and, once a satisfactory dye had been devised, frocks and trousers of that material were produced in 1884 to equip the Guards Brigade, despatched as part of the second **Suakin Expedition** in February 1885, with two suits per man. Its battalions all had the 1882 equipment. Some khaki drill appears to have been

**Mule-borne Maxim gun with tripod mounting, Chitral campaign, 1895. Note soldier's 'greyback' shirt over a long-sleeved vest, and woollen 'cap comforter'. Drawing from a photograph.**

sent to the Mediterranean as 1/Berkshire received some suits in August 1884 on embarking for Egypt. However, as C. E. Fripp's painting of that battalion at the Battle of Tofrek<sup>1</sup> shows both khaki and grey, the Berkshire's scale of issue may have been less than the Guards. The Royal Marines were still in grey and, like the Berkshires, still had the original valise equipment with 1877 pouches. The Guards and Berkshires stained their helmets, the former wearing badges on the front of the puggarees; the Marine helmets, according to Fripp, were unstained.

A force of MI and, from April, a Camel Corps were formed at Suakin, wearing grey or khaki frocks, cord pantaloons and blue puttees, all having the 1882 bandolier. Such was the heat that neck curtains were sometimes attached to the helmets. Another anti-sun measure was the special manufacture in India of 6,000 'mushroom-shaped solar topis', which reached Suakin on 10 April. Each

See MAA 59, p. 28; also *JSAHR* Vol. LXIII, p. 1 (1985).



man of the Camel Corps received one, as did other elements of the force during its last six weeks at Suakin.

Khaki drill clothing in some quantity reached Egypt during 1885 to replace worn-out grey serge. After the Nile and Suakin expeditions were withdrawn, a khaki-clad force was sent south from the garrison to the **Egyptian Frontier** to resist the Mahdist invasion. Yet prior to the Battle of Ginniss (30 December), as at Kirbekan, the troops were ordered 'to put on our red serges as it was thought the force would look more formidable to the Dervishes dressed in red than in khakee', according to Capt. Ferrer of 1/Yorkshire. He recorded that his battalion wore blue trousers with puttees, as in Plate C1. 1/Royal Berkshire<sup>2</sup>, 1/Royal West Kent and 1/Camerons (with kilts)<sup>3</sup> conformed, but 2/Durham LI remained in khaki.

Concurrently with the Sudan fighting but far to the south, quite different costumes had been worn by the Regular elements of the predominantly Colonial-manned **Bechuanaland Field Force**, sent to secure that territory against Boer encroachments. Dark brown corduroy frocks with breast pockets were served out to the 6th Dragoons, Royal Artillery and the MI Company of 1/Royal Scots. These were worn with stained helmets (less puggarees) by Dragoons and RA, slouch hats for MI, cord breeches and blue puttees for all mounted men, blue trousers for dismounted gunners. Officers wore brown field boots or puttees and brown leather gauntlets. Cavalrymen and gunners were accoutred normally, but the Royal Scots MI had the 1882 bandolier and one 1877 pouch on the waistbelt. The rest of the battalion, employed on lines of communication, were in helmets, scarlet frocks, tartan trews and leggings.

In 1888 the 6th Dragoons and Royal Scots saw some action in **Zululand** while quelling inter-tribal fighting. The Royal Scots were dressed as above (Plate C2); but its MI were now in helmets stained with red clay and blue jerseys, the latter also being worn by C Mountain Battery RA. The 6th Dragoons were in helmets and blue serge frocks.

Though Ginniss was the last battle of any scale fought in scarlet, Zululand 1888 was the last occasion on which it was worn in action. However,



Corporal and Sapper, Royal Engineers, Ashanti Expedition, 1896: home service undress (scarlet frock) with helmets and canvas gaiters. They have 1882 pouches, 1888 water-bottles, Martini-Metford carbines and sword bayonets. (R. G. Harris)

it was not yet finished for active service, as will be seen.


### **Burma and India, 1885-98**

Although a variety of dress had been worn in African campaigning, greater uniformity prevailed among the Army in India due to the earlier introduction of khaki. Its salient features can be seen in Plates D and E. The only exceptions to an all-khaki outfit were the kilts, hose and spats of Highlanders and tartan trews of Lowland regiments (Plate E1). For reasons of space therefore, only peculiarities in dress and changes in equipment and weapons will be noted instead of considering each campaign in turn.

The counter-guerrilla operations following the **Burma** expedition of 1885 provided much work for MI. One such soldier is our Plate D1, but some photographs show puttees, and waistbelts under the frocks. The sewing of cartridge loops above the breast pockets was fairly common throughout the

<sup>2</sup>Granted the prefix 'Royal' for its conduct at Tofrek.

<sup>3</sup>See MAA 59, p. 9.



**Soldier of the Mounted Infantry Battalion, Mashonaland Field Force, 1896, in helmet without puggaree, khaki drill frock, breeches, blue puttees, 1882 bandolier, 1888 waistbelt and pouch, bayonet frog and haversack; Lee-Metford rifle and bayonet. Sketch by Lt. Hare, Norfolks, of this battalion. (Author's collection)**

period—see the accompanying photograph of 2/Seaforth in 1888, and Plate E1. Scottish battalions' khaki frocks had their scarlet frocks' cutaway skirts. The wearing of shoulder chains by British Cavalry (Plate E2) was peculiar to India at this time, being copied from the Indian Cavalry.

Some regiments wore distinguishing insignia on their helmets (as in Plates D2 and D3), but this was less common than it would be later. Illustrations of the 1888 **Black Mountain** expedition and the 1897 **Pathan Revolt** show quilted neck curtains occasionally in use, e.g. by 1/Suffolk in 1888, and in 1897 by some batteries, 1/Queen's, 2/Royal Inniskillings, 1/Dorsets, 2/Argylls and 1/Gordons, though the latter seem to have discarded them for their famous action at Dargai.

Also affording sun protection was the spine-pad, a rectangular length of quilted cotton attached to the frock between collar and waist. To contend with the cold often experienced on the Frontier, the tribal *poshteen* remained popular with officers (Plate D2), while men wore either greatcoats and/or jerseys or knitted or tweed waistcoats under their drill, and sometimes blue home service trousers. Photographs of the 1897 operations show some troops in a capacious winter coat of thick material, with two deep pockets at around waist level and reaching almost to mid-thigh which, when worn with equipment, was put on over it.

Puttees varied considerably, from blue generally worn by mounted men, through dark khaki in some battalions to quite pale in others. For a period some individuals tied their puttee tapes or laces in a cross-

gartering fashion (Plate D2) but by the late 1890s they were being tied over the top fold.

An officer's typical accoutrements can be seen in Plate D2. The 1882 equipment was in use as late as 1898 in some battalions, but the 1888 Slade-Wallace pattern was seen in others from the 1895 **Chitral** expedition onwards, and all the **Tirah Field Force** seem to have had it, though both types, or a mixture, might be used in one battalion. In 1897 1/Gordons and 2/KOYLI had the 1894 pouches, but these were not common. During the 1888 **Black Mountain** fighting 2/Seaforth had dark leather pouches of a type issued to Indian battalions (see aforementioned photograph) but 1891 photographs show the same battalion in very light order of waistbelt, no braces, one 1882 pouch and water-bottle. Valises were always transported on the Frontier, as were occasionally greatcoats, leaving the men with belt, pouches, braces, mess-tins, haversacks, water-bottles, blanket and/or groundsheet.

The old Indian soda-water-bottle type of water container (MAA 198) gradually disappeared and by 1888 a felt-covered, square-shaped type was coming into use, until by 1897 it was universal. Another kind used, e.g. by 1/Buffs (Plate D3), was a drill-covered, circular version issued to some Indian troops. The home service patterns were not used in India.

The first major expedition to employ the Lee-Metford rifle was **Chitral**, the Martini-Henry having been used previously. The MI in **Burma** had Martini carbines, also used by British Cavalry in India until converted to Martini-Metfords (Plates D1, E2).

### **Africa, 1896–1902**

The uniformity achieved for field service in India followed elsewhere after the 1896 approval of khaki drill for all foreign service. However, two African episodes must first be noticed. **Rhodesia**, 1896–97, saw few Regulars actually engaged other than an MI battalion from England and two Natal garrison units, 2/Duke of Wellington's and 10th Mountain Battery RA (see Plate C3): his blue jersey was also worn by 2/DWR's MI. The MI battalion generally fought in shirt-sleeves, helmets without puggarees, breeches, blue puttees, bandolier, waistbelt with one Slade-Wallace pouch and bayonet, haversack,





and water-bottle on the horse; it was, however, issued with the UK pattern khaki drill frock. This was not used in the **Ashanti Expedition** of 1896 which, though it saw no fighting, was the last occasion scarlet was worn by Regulars (as opposed to Militia) on active service; the troops wore helmets with puggarees, home service undress and gaiters as in the 1873–74 campaign (MAA 198). They often marched in shirt-sleeves in the forest.

The dye used for UK khaki drill produced a slightly different shade from the Indian type. It was first worn in quantity during the **Sudan Campaign** 1898 (Plate F). The troops wore white foreign service helmets with khaki covers, each battalion being distinguished by different coloured patches. Neck curtains, either quilted or plain drill, were also worn, except by the two Highland battalions. A new tropical helmet with flatter brim, the Wolseley, was worn by all officers (Plate F2). Infantry battalions had Slade-Wallace equipment (2/Lancashire Fusiliers with 1894 pouches) and Lee-Metfords. The 21st Lancers had the MI bandolier instead of pouch-belts.

Similar kit was displayed by the army despatched from England, India, or already in garrison, for the **South African or Boer War** (Plates G, H1). Most units were distinguished by the shoulder straps of their home service frocks, or other insignia, sewn to the helmet covers. Neck curtains were not generally used. Most regimental officers reverted to the men's helmet to avoid being distinguishable. Highlanders

received khaki kilt aprons, but their concealment effect was lost when men lay down to fire as they only covered the front; Lowland battalions soon exchanged their tartan trews for khaki trousers. Blue puttees were now worn only by Royal Artillery, but in time these too gave way to khaki.

As the war progressed other changes ensued, some of which are illustrated in Plates H2 and H3. Many infantry officers discarded their useless swords, acquiring rifles or carbines as more effective and less conspicuous; some adopted soldiers' equipment. Leather Stöhwasser gaiters fastened with a spiral strap were a popular alternative to puttees or field boots. The Colonials' slouch hats were found more practical than helmets; although some officers forbade them as unsoldierly, and they never entirely supplanted helmets, towards the end of the war they were issued to reinforcements before leaving England. Khaki drill proved neither warm nor hard-wearing enough and had to be replaced by hastily manufactured serge, at first in light khaki, later of a darker shade. The conspicuous red helmet flashes were either discarded or changed for more discreet insignia. Concealment was at last becoming a factor in the soldier's campaigning kit.

The inaccessibility of pouches when lying prone under fire, and the loss of ammunition when they

1/Lincolns on the morning of Omdurman, 2 September 1898. Note their white helmet flashes, Slade-Wallace equipment with uncovered mess-tins at the rear of the waistbelts. See also Plate F1. (The Royal Lincolnshire Regiment Trustees)



**Royal Field Artillery sub-section, South Africa, 1899. The sergeant No. 1, riding on the left of the lead driver, has his sword on the saddle. See also Plate H1. (Royal Photographic Society)**

were not re-fastened, led to their replacement by webbing bandoliers in some of the infantry. The rest of the Slade-Wallace equipment continued in use to support rolled greatcoats and/or blankets with the groundsheet and mess-tin on top. Since valises were transported, haversacks were frequently slung on the back in their place instead of over the right shoulder. Most battalions had the 1895 Lee-Enfield, which was carried in the 1894 bucket by Regular MI and, from October 1900, by Regular Cavalry from whom swords, lances and carbines were withdrawn. Both Arms had the modified 1882 bandolier from the start and later many mounted men received a second one to be worn round the waist or the horse's neck. A webbing, bandolier-type waistbelt also appeared in the later stages. These, worn with dark khaki serge and helmets with small green hackles, feature in a photograph of Royal Irish Fusiliers in 1902 which, when compared with Plate G2, shows how one regiment's service dress had been changed by war since 1899.

## The Plates

**A:** Egypt, 1882

**A1:** Lieutenant-Colonel, 2nd Life Guards

**A2:** Gunner, N/2 Battery, Royal Artillery

**A3:** Sergeant, 1st Battalion Black Watch (Royal Highlanders)

**A1**, based on a photograph of Lt.-Col. Ewart,

commanding the Household Cavalry Regiment, shows an anti-fly veil round the helmet, frock tailored to his own specifications, undress pantaloons and field boots. Curiously Ewart's photograph shows no revolver unless it was pushed to the rear of the Sam Browne. Another photograph shows all the Blues' officers with them.

**A2** holds a rammer/sponge as No. 2 of a 12-pdr. RML field gun. His dress of helmet, frock and trousers comes from an N/2 Battery photograph, which also shows mounted NCOs, drivers and trumpeter in pantaloons with knee boots. Haversacks and water-bottles were worn over opposite shoulders to the Infantry.

**A3**, based on a photograph and de Neuville's painting of Tel-el-Kebir, wears the Scottish serge frock. The helmet, with regimental hackle, and Valise Equipment were all stained with tea. The valise was transported and the mess-tin strapped to the braces between the shoulder blades. Note the sergeant's sword bayonet with Martini-Henry rifle. The same kit was worn at Kirbekan 1885 but with 1882 equipment.

**B:** Sudan, 1884-85

**B1:** Private, 1st Battalion York and Lancaster Regiment, 1884

**B2:** Lieutenant, KRRC, Mounted Infantry Camel Regiment, 1884-85

**B3:** Private 1st Grenadier Guards, Guards Camel Regiment, 1884-85

Unlike the troops from Egypt for the 1884 Suakin expedition in grey serge, **B1**'s regiment came from India and thus had khaki drill, covered helmets and puttees. It had not yet received the Valise Equipment, except its water-bottle which must have been

issued at Suakin, so still had the obsolete pouch-belt and expense pouch and had to carry its rolled greatcoats thus. (Source: G. D. Giles' painting of Tamai. See also MAA 59, p. 17.)

The detachments forming the Camel Regiments for the Gordon Relief Expedition came partly from Egypt (as **B2**), partly from England (**B3**) but all had grey serge. **B2**, based on a painting of Lt. Marling VC as he appeared at Abu Klea, shows an officer's type frock, civilian-made breeches, Staff gauntlets, field boots and Rifles' Sam Browne.

**B3**, based on descriptions and drawings by Count Gleichen, Grenadier Guards, shows the men's frock, breeches, puttees and brown boots, with the 1882 bandolier, brown leather equipment and sword bayonet specially issued for the Expedition. Within the Camel Regiments each detachment distinguished itself by sewing regimental initials to the frocks.

*C: Egyptian Frontier and South Africa, 1885-96*

*C1: Private, 1st Battalion Princess of Wales's Own (Yorkshire Regiment)<sup>1</sup>; Ginniss, 1885*

*C2: Lieutenant, 1st Battalion Royal Scots (Lothian Regiment); Zululand, 1888*

*C3: Gunner, 10th Mountain Battery, Royal Artillery; Matabeleland, 1896*

According to Capt. Ferrer his battalion (**C1**) and others were ordered to wear scarlet instead of khaki drill for the Battle of Ginniss. The serge frock, with

1881 white facings instead of the old 19th's green, was worn with home service trousers and puttees. The equipment is the revised, 1882 Valise pattern.

**C2**, from photographs, wears the Scottish frock and trews adopted by Lowland regiments since 1881 with leggings. Helmets and the men's equipment were stained with red clay. The broadsword, also adopted in 1881, has the undress hilt. These two figures illustrate the last use of scarlet in action.

**C3**'s slouch hat, Guernsey, drill trousers and special Mountain Artillery leggings come from photographs of the Matabeleland Field Force. This battery had a proportion of carbines (hence the bandolier) and 1888 sword bayonets. He is further accoutred with haversack, Oliver water-bottle and mess-tin.

*D: Burma and Indian Frontiers, 1887-91*

*D1: Private, Mounted Infantry, 1st Battalion Royal Welch Fusiliers; Burma 1887*

*D2: Officer, 2nd Battalion Northumberland Fusiliers; Black Mountain, NW Frontier, 1888*

*D3: Corporal, 1st Battalion Buffs (East Kent Regiment); Manipur, NE Frontier, 1891*

From 1885 khaki drill became the official active service dress for all troops in India. **D1** wears this dress's helmet and frock but, as one of the MI

**King's Royal Rifle Corps in South Africa, with their rifles 'butts up' in this regiment's traditional method of marching at ease. Note black haversack on back, third from left, nearest file.**

<sup>1</sup>Now Green Howards.







L/Cpl. Peters, 1/Argyll & Sutherland Highlanders, in khaki drill service order, South Africa, 1900. Note the kilt apron. (Matthew Taylor)

formed during the Burma War, has exchanged trousers and puttees for cord breeches and canvas gaiters, and 1882 equipment for a bandolier. Note the extra cartridge loops sometimes sewn above the pockets. Weapons: Martini-Henry carbine and sword bayonet. (Source: P. W. Reynolds, from a photograph.)

**D2** wears a *poshteen* over his drill frock to withstand the cold of the NW Frontier. The scarlet fold in the puggaree distinguished this regiment. The criss-crossing of puttee ties was prevalent at this

time. Weapons: revolver and 1822-hilted sword. (Source: photographs.)

**D3**'s standard Indian service dress, 1882 equipment and Martini-Henry comes from photographs of this battalion's signal detachment with the Manipur Expedition, but is typical of all English infantry on Frontier service at this period. Note the regimental puggaree badge, signalling flag and signaller's badge above the Good Conduct chevrons.

*E*: North-West Frontier, 1895-97

*E1*: Sergeant, 2nd Battalion King's Own Scottish Borderers; Chitral, 1895

*E2*: Private, 16th Lancers; Tirah, 1897

*E3*: Gunner, 9th Mountain Battery, Royal Artillery; Tirah, 1897

**E1**, from photographs, is in the Scottish drill frock with regimental trews and puttees worn by this battalion in the Chitral and Tirah campaigns. He has the 1888 Slade-Wallace equipment with Indian pattern water-bottle and Lee-Metford (magazine) rifle. The mess-tin is strapped above the greatcoat.

**E2** is from a photograph of the 16th Lancers Maxim detachment. As a dismounted machine-gunner he wears no spurs, but cavalry pantaloons and puttees. Note the shoulder chains adopted by British Cavalry in India. He is armed with a Martini-Henry carbine and is accoutred with pouch-belt, haversack and water-bottle as **E1**'s.

**E3**, from photographs, makes an interesting contrast with **C3**, both in dress and equipment. He is armed with the 1896 Mountain Artillery sword suspended from a shoulder belt of brown leather, as is his waistbelt. Blue puttees were regulation for RA in India.

All three wear Indian-made helmets of slightly different shape to the UK make.

*F*: Sudan, 1898

*F1*: Drummer, 1st Battalion Lincolnshire Regiment

*F2*: Captain, 21st Lancers

*F3*: Private, 1st Battalion Queen's Own Cameron Highlanders

In 1896 khaki drill service dress was authorised for all foreign service to conform with Indian practice. It was first worn universally in the Sudan Campaign 1898. The Lincolns' drummers (**F1**) played their battalion into action at the Atbara and

during the pursuit to Omdurman; they were also responsible for sounding field calls on the bugle. His helmet has a khaki cover with regimental flash matching the facings and quilted curtain. Drummers carried no firearm, hence no pouches, but were armed with the 1895 Drummers' sword.

**F2** wears the new Wolseley helmet adopted by officers of all Arms in this campaign. He has a hunting stock round his neck, shoulder chains and loops for pistol ammunition above the breast pockets. Note twin braces, one holding a whistle, for the Sam Browne, and Stöhwasser gaiters. Sword: Heavy Cavalry pattern ordered for all cavalry officers from 1896.<sup>1</sup>

**F3**'s helmet has a regimental flash but no curtain. His frock is the Scottish pattern with cutaway skirts, his kilt Cameron of Erracht tartan, and his hose peculiar\* to this regiment. Slade-Wallace equipment and Lee-Metford rifle; water-bottle as in Plate H. (Sources for all three are photographs.)

*G: South Africa, 1899*

*G1: Private, 1st Royal Dragoons*

*G2: Private, 2nd Battalion Royal Irish Fusiliers (Princess Victoria's)*

This shows soldiers of two of the fighting Arms at the beginning of the Boer War, from photographs. Both are in the 1896 service dress, **G1** in pantaloons, **G2** in trousers, with regimental flashes on their helmets. The front rank of Dragoon regiments carried lances from 1892, together with the Lee-Metford carbine and 1890 sword in a frog on the saddle. **G1** is accoutred with bandolier, haversack, water-bottle and waistbelt with sword slings buckled together. Hussars wore the belt under the frock. **G2** has the Lee-Metford rifle and Slade-Wallace equipment with haversack slung across the shoulders in place of the valise which was transported.

*H: South Africa, 1899-1901*

*H1: Driver, Royal Field Artillery, 1899*

*H2: Lieutenant, 1st Battalion Scots Guards, 1900*

*H3: Lance-Corporal, 2nd Northamptonshire Regiment, 3rd Battalion Mounted Infantry, 1901*

**H1** represents the third fighting Arm at the beginning of the war. The fourth, Royal Engineers, were dressed and equipped like the Infantry.



**Private, Royal Warwicks, in the later stages of the Boer War in khaki serge and slouch hat, webbing bandolier and waistbelt, Slade-Wallace braces and straps, water-bottle, haversack, rolled greatcoat and mess-tin both in covers.**

Previously unarmed, all artillery drivers were issued with revolvers before the war carried in the 1896 pattern holster. Note the right leg guard.

The other figures illustrate changes as the war progressed. Instead of sword and Sam Browne, **H2** carries a Lee-Enfield rifle and soldier's equipment to conceal his rank from Boer marksmen, and uses a webbing bandolier in preference to the Slade-Wallace pouches. The slouch hat became preferred in many regiments to the helmet.

The 3rd Regular MI was originally formed from 1st Division units, **H3**'s battalion providing its No. 4 Company. His helmet has a less conspicuous regimental flash than the scarlet 1899 type (**G2**) though some of this company were in slouch hats by this date. He wears the new khaki serge frock with cavalry pantaloons, two 50-round bandoliers, haversack and water-bottle. His Lee-Enfield has a short arm sling for use when mounted to steady the rifle in its bucket. (Sources: photographs.)

<sup>1</sup>For soldiers of this regiment, see MAA 59, p. 36.

## Notes sur les planches en couleur

**A1** D'après une photographie du Lt.Col.Ewart, commandant le *Household Cavalry Regiment*. La tunique a été confectionnée sur instruction privée; le pantalon est un modèle d'andress réglementaire; le casque est enveloppé d'un voile. **A2** D'après probablement un revolver, repoussé ici vers l'arrière du ceinturon. **A3** D'après une photographie du membre d'équipage servant le canon de campagne 13-pdr; la musette et le bidon sont portés sur l'épaule opposée à celle de l'infanterie. **A3** D'après une photographie et un tableau de De Neuville. Il porte une veste de serge de modèle écossais; le casque (avec plume réglementaire) et la giberne modèle Valise étaient tachés de thé. Notez la baïonnette spéciale, un modèle pour sergent, pour le fusil *Martini-Henry*.

**B1** Cette unité venait d'Inde, c'est pourquoi ses vêtements sont kakis et les casques couverts; notez la giberne désuète mais le nouveau bidon modèle Valise. **B2** Veste d'officier de serge gris, culottes de civil, ceinturon, type Rifles: d'après une photographie du Lt. Marling, vc. **B3** Il vient d'Angleterre, il porte donc la veste grise distribuée pour cette campagne, comme la giberne de cuir brun et l'épée-baïonnette; notez les initiales régimentaires cousues sur le bras. D'après des croquis du Comte Gleichen.

**C1** L'un des bataillons auquel il avait été ordonné de porter du rouge écarlate pour cette bataille, ici le *frock* de 1881 avec parements blancs de tous les régiments anglais. **C2** Veste écossaise et *trews* portés par les unités des *Lowlands* à partir de 1881; notez la latte avec garde d'andress. Ces deux personnages représentent le dernier usage de l'écarlate pendant les batailles. **C3** D'après des photographies: chapeau à bords larges, blouse de 'Guernsey', jambières pour l'artillerie de montagne, bandoulière à cartouches, épée-baïonnette de 1888.

**D1** A compter de 1885, le kaki est la couleur officielle adoptée pour la tenue de campagne en Inde: culottes de velours à grosses côtes et guêtres de toile réservées à l'infanterie montée uniquement. **D2** Manteau indigène, dit *poshteen*, porté en hiver; notez le cordon rouge sur le *paggrî* du casque, un ornement distinctif propre à ce régiment. **D3** Tenue courante de service en Inde, typique pour toute l'infanterie anglaise d'époque en poste à la frontière. Notez l'insigne régimentaire sur le *paggrî*, le drapeau de signalisation et l'insigne de signaleur au-dessus du chevron de bonne conduite sur l'avant-bras.

**E1** *Frock* écossais, *trews* de modèle régimentaire, giberne *Slade-Wallace* de 1888, bidon modèle d'Inde, fusil *Lee-Metford*. **E2** D'après une photographie, peloton régimentaire de la pièce *Maxim*; servant à pied, il porte des culottes de la cavalerie et des *puttees* (bandes molletières), mais pas d'éperons. **E3** Comparez avec **C3**; il porte des *puttees* bleues, un article réglementaire pour l'artillerie en Inde. Ils portent tous trois des casques fabriqués en Inde, de forme légèrement différente de ceux fabriqués en Angleterre.

**F1** En 1896, le kaki était autorisé pour tout le service outre-mer. Le couvre-casque avait un 'écusson' régimentaire et une coiffe matelassée. L'épée de tambour de 1895 était la seule arme, bien que les tambours aient accompagné leurs unités lors des batailles. **F2** Nouveau casque *Wolseley* pour officiers. Des cordons à l'épaule étaient réglementaires pour la cavalerie; le col droit et les brandebourgs ajoutés sur la poitrine sont des modifications personnelles. Une courroie du ceinturon *Sam Browne* porte un sifflet. Notez les guêtres *Stohwasser*. **F3** *Frock* de modèle écossais avec coins de jaquette pour les pans; 'écusson' du régiment sur le casque; kilt en tartan *Cameron of Erracht*; giberne *Slade-Wallace*, fusil *Lee-Metford*.

**G1** Soldat de cavalerie typique au commencement de la guerre des Boers; uniforme de 1896 avec culottes de cavalerie; la première ligne des régiments des Dragons portaient lances ainsi que carabines et épées. **G2** Soldat d'infanterie typique du début de la guerre des Boers; uniforme de 1896 mais porté avec pantalon; giberne *Slade-Wallace*, fusil *Lee-Metford*.

**H1** Notez l'armure sur la jambe droite pour empêcher qu'elle soit brisée par la flèche de voiture en montant un cheval d'attelage; et le revolver distribué dès le début de la guerre. **H2** Les chapeaux à bords larges devinrent une alternative populaire aux casques; et pour éviter d'attirer l'attention des tireurs d'élite Boer, de nombreux officiers portaient des fusils et la giberne des soldats à la place de l'épée et du *Sam Browne*—cet officier a préféré une bandoulière à cartouches en toile aux sacs des soldats. **H3** Il aurait pu tout aussi bien porter un chapeau à bords larges à cette date. Veste de serge kakis, culottes de la cavalerie, deux bandoulières à cartouches et un fusil avec bretelle courte pour le retenir dans son étui quand il est monté à cheval.

## Farbtafeln

**A1** Nach einem Foto von Oberstleutnant Ewart, Regimentskommandant der *Household Cavalry*. Jacke nach privaten Angaben geschneitten; Hose entspricht dem vorschrittmässigen Dienstmuster. Der Helm mit umgewickeltem Moskitonetz. Ein Revolver wurde wahrscheinlich getragen, hier hinten im Gürtel. **A2** Nach Foto eines Besatzungsmitgliedes bei einer 13-Pfünder-Feldkanone; Brotbeutel und Wasserflasche auf anderer Schulter wie bei der Infanterie. **A3** Nach einem Fot und einem Gemälde von de Neuville. Er trägt eine Sergejacke mit schottischem Muster; einen Helm mit Regiments-Zierfransen und mit Tee befechtete Beutel. Siehe spezielle Bayonett für Sergeanten für *Martini-Henry*-Gewehr.

**B1** Diese Einheit kam aus Indien, trug also Khakikleidung und gedeckte Helme. Siehe altmodische Ausrüstung, aber neuartige Valise-Wasserflasche. **B2** Graue Offiziersjacke aus Serge, Zivilreithosen, Gürtel nach Rifles-Art: nach dem Foto von Leutnant Marling, vc. **B3** Ebenfalls aus England, daher mit der für diesen Feldzug ausgegebenen grauen Jacke, braunen Ledergeräten und Schwert-Bajonett; siehe Regimentsinitialen am Ärmel. Nach Zeichnungen von Graf Gleichen.

**C1** Aus einem der bataillone, dem für diese Schlacht Scharlachrot vorgeschrieben wurde—hier die *Frock* (Jacke) mit den weissen Besätzen aller englischen Regimenter. **C2** Schottische Jacke und *Trews*, getragen von den Lowlands-Einheiten seit 1881; siehe Säbel mit 'Interims-Knauf'. Diese beiden Figuren repräsentieren die letzte Verwendung von Scharlachrot in der Schlacht. **C3** Nach Fotos: Schlapphut, 'Guernsey'-Kittel, Gebirgsartillerie-Beinschutz, Bandolier für karabinermunition, Schwert-Bajonett von 1888.

**D1** Ab 1885 war Khaki die offizielle Felduniform in Indien; Cordhosen und Segeltuch-Beinschutz waren nur für berittene Infanterie. **D2** Der lokale *Poshteen*-Mantel für den Winter; siehe roten Streifen auf Helm-*Paggrî*, nur für dieses Regiment. **D3** Indische Standard-Dienstuniform, typisch für alle dorgige englische Infanterie. Siehe Regimentsabzeichen am *Paggrî*, Signalfolge und Signalmannabzeichen über der Distinktion für gute Haltung am Unterarm.

**E1** Schottischer *Frock*, Regimentsmuster-*Trews*, *Slade-Wallace*-Gurten von 1888. Wasserflasche nach indischem Muster, *Lee-Metford*-Gewehr. **E2** Nach einem Foto: *Maxim*-Maschinengewehr-Einheit; er ist abgesehen und trägt Kavalleriehose und *Puttees*, keine Sporen. **E3** Vergleiche mit **C3**; er trägt blaue *Puttees*, Vorschrift für Artillerie in Indien. Alle Drei tragen in Indien hergestellte Helme von etwas anderer Form wie jene aus England.

**F1** 1896 wurde Khaki für alle im Ausland dienenden Truppen autorisiert. Helmbedeckung trug das Regimentsabzeichen und gesteppten Sonnenschutz. Einzige Waffe war das Trommlerschwert von 1895, obwohl die Trommler mit in die Schlacht zogen. **F2** Neuer *Wolseley*-Helm für Offiziere. Schulterketten waren für Kavallerie Vorschrift; der Stock um den Hals und die Patronengurten auf der Brust sind persönliche Modifikationen. Ein Riemen des *Sam Browne*-Gürtels enthält eine Pfeife. Siehe *Stohwasser*-Gamaschen. **F3** *Frock* mit schottischem Muster mit Cutaway-Ecken; Regimentsabzeichen am Helm; Kilt aus *Cameron of Erracht-Tartan*; *Slade-Wallace*-Gurten, *Lee-Metford*-Gewehr.

**G1** Typischer Kavalleristzu Beginn des Burenkrieges; Uniform von 1896 mit Kavalleriebreeches; die Frontlinie der Dragonerregimenter trug neben Karabinern und Schwert auch Lanzen. **G2** Typischer Infanterist des frühen Burenkrieges; Uniform von 1896, aber mit Hosen; *Slade-Wallace*-Gurten und *Lee-Metford*-Gewehr.

**H1** Siehe Beinschutz rechts, zum Schutz gegen Wagenstange beim Reiten auf einem Zupferd; Revolver, der seit Beginn des Krieges ausgegeben wurde. **H2** Schlapphüte wurden eine beliebte Alternative zu Helmen; um der Aufmerksamkeit der Buren-Scharfschützen zu entgehen, trugen viele Offiziere Gewehre und Soldatenausrüstung anstelle des Schwertes und *Sam Browne*—dieser Offizier bevorzugt ein Segeltuch-Bandolier anstatt des Soldatenbeutels. **H3** Er hätte zu diesem Zeitpunkt ebenso einen Schlapphut tragen können. Khaki-Sergejacke, Kavalleriebreeches, zwei Bandoliers und Gewehr mit kurzem Riemen, um es beim Reiten im Halfter festzuhalten.



# Men-at-Arms Series Titles in Print

## ANCIENT & MEDIEVAL PERIODS:

- (109) Ancient Middle East
- (137) The Scythians 700-300 B.C.
- (69) Greek & Persian Wars 500-323 B.C.
- (148) Army of Alexander the Great
- (121) Carthaginian Wars
- (46) Roman Army:
  - (1) Caesar-Trajan
- (93) (2) Hadrian-Constantine
- (129) Rome's Enemies:
  - (1): Germanics & Dacians
- (158) (2): Gallic & British Celts
- (175) (3): Parthians & Sassanids
- (180) (4): Spain 218-19 B.C.
- (154) Arthur & Anglo-Saxon Wars
- (125) Armies of Islam, 7th-11th C
- (150) The Age of Charlemagne
- (89) Byzantine Armies 886-1118
- (85) Saxon, Viking & Norman
- (75) Armies of the Crusades
- (171) Saladin & the Saracens
- (155) Knights of Christ
- (200) El Cid & Reconquista 1050-1492
- (105) The Mongols
- (50) Medieval European Armies
- (151) Scots & Welsh Wars 1250-1400
- (94) The Swiss 1300-1500
- (136) Italian Armies 1300-1500
- (166) German Armies 1300-1500
- (195) Hungary & E. Europe 1000-1568
- (140) Ottoman Turks 1300-1774
- (111) Crécy and Poitiers
- (144) Medieval Burgundy 1364-1477
- (113) Armies of Agincourt
- (145) Wars of the Roses
- (99) Medieval Heraldry

## 16TH AND 17TH CENTURIES

- (191) Henry VIII's Army
- (58) The Landsknechts
- (101) The Conquistadores
- (14) English Civil War Armies
- (110) New Model Army 1645-60
- (86) Samurai Armies 1550-1615
- (184) Polish Armies 1569-1696 (1)
- (188) Polish Armies 1569-1696 (2)

## 18TH CENTURY

- (118) Jacobite Rebellions

## NAPOLEONIC PERIOD

- (87) Napoleon's Marshals
- (64) Nap's Cuirassiers & Carabiniers
- (55) Nap's Dragoons & Lancers
- (68) Nap's Line Chasseurs
- (76) Nap's Hussars
- (83) Nap's Guard Cavalry
- (141) Nap's Line Infantry
- (146) Nap's Light Infantry
- (153) Nap's Guard Infantry (1)
- (160) Nap's Guard Infantry (2)
- (90) Nap's German Allies (3)
- (106) Nap's German Allies (4)
- (122) Nap's German Allies (5)
- (199) Nap's Specialist Troops
- (88) Italian & Neapolitan Troops
- (176) Austrian Army: (1) Infantry
- (181) Austrian Army (2): Cavalry
- (152) Prussian Line Infantry
- (149) Prussian Light Infantry
- (192) Prussian Reserve & Irregulars
- (162) Prussian Cavalry 1792-1807
- (172) Prussian Cavalry 1807-15
- (185) Russian Army (1): Infantry
- (189) Russian Army (2): Cavalry
- (114) Wellington's Infantry (1)
- (119) Wellington's Infantry (2)
- (126) Wellington's Light Cavalry
- (130) Wellington's Heavy Cavalry
- (167) Brunswick Troops 1809-15
- (96) Artillery Equipments

## 19TH CENTURY AND COLONIAL

- (173) Alamo & Texan War 1835-6
- (170) American Civil War Armies:
  - (1): Confederate
  - (177) (2): Union
  - (179) (3): Staff, Specialist, Maritime
  - (190) (4): State Troops
- (37) Army of Northern Virginia
- (38) Army of the Potomac
- (163) American Plains Indians
- (186) The Apaches
- (168) US Cavalry 1850-90
- (193) British Army on Campaign:
  - (1): 1816-1853
  - (196) (2): The Crimea, 1854-56
  - (198) (3): 1854-81
  - (201) (4): 1882-1902
- (67) The Indian Mutiny
- (57) The Zulu War
- (59) Sudan Campaigns 1881-98
- (95) The Boxer Rebellion

## THE WORLD WARS

- (80) The Germany Army 1914-18
- (81) The British Army 1914-18
- (182) British Battle Insignia:
  - (1) 1914-18
- (187) (2) 1939-45
- (117) The Polish Army 1939-45
- (112) British Battledress 1937-61
- (70) US Army 1941-45
- (24) The Panzer Divisions
- (34) The Waffen-SS
- (139) German Airborne Troops
- (131) Germany's E. Front Allies
- (103) Germany's Spanish Volunteers
- (147) Wehrmacht Foreign Volunteers
- (142) Partisan Warfare 1941-45
- (169) Resistance Warfare 1940-45

## MODERN WARFARE

- (132) Malayan Campaign 1948-60
- (174) The Korean War 1950-53
- (116) The Special Air Service
- (156) The Royal Marines 1956-84
- (133) Battle for the Falklands:
  - (1): Land Forces
  - (134) (2): Naval Forces
  - (135) (3): Air Forces
- (127) Israeli Army 1948-73
- (128) Arab Armies 1948-73
- (194) Arab Armies (2): 1973-88
- (165) Armies in Lebanon 1982-84
- (104) Vietnam War Armies 1962-75
- (143) Vietnam War Armies (2)
- (183) Modern African Wars:
  - (1): Rhodesia 1965-80
  - (202) (2): Angola & Mozambique
- (159) Grenada 1983
- (178) Russia's War in Afghanistan

## GENERAL

- (107) British Infantry Equipments. (1)
- (108) British Infantry Equipments. (2)
- (138) British Cavalry Equipments.
- (157) Flak Jackets
- (123) Australian Army 1899-1975
- (164) Canadian Army at War
- (161) Spanish Foreign Legion
- (197) Royal Canadian Mounted Police

Please note that for space reasons abbreviated titles are given above; when ordering, please quote the title number given in brackets, e.g. 'MAA 109' for 'Ancient Armies of the Middle East', etc.

(£4.50 net  
in U.K. only)

Avec annotations  
Mit Aufzeichnungen auf deutsch über die Farbtafeln