

Wellington's Heavy Cavalry

Text and colour plates by BRYAN FOSTEN



Wellington's Heavy Cavalry

Introduction

After the brilliant actions fought by Marlborough in the early 18th century, the British cavalry was not engaged in any significant conflict until Dettingen, 1743, and Fontenoy, 1745, neither being actions in which the arm as a whole was particularly distinguished.

Most regiments served in Germany during the Seven Years' War. The cavalry performed particularly well at Minden, 1759, and at Corbach, Kirk-Denzen and Groebenstein, and the siege of Cassel during the 1760–1762 campaigns. It was during this period that the 15th Light Dragoons distinguished themselves in a singularly brilliant action at Emsdorf.

The American War of Independence saw none of the heavy regiments involved, although two regiments of the newly instituted light dragoons—the 16th and 17th Regiments—crossed the Atlantic to fight at White Plains, Germanstown, Brandywine and many other engagements. The 17th were also present at Bunker Hill. A detachment of the 16th later fought with Tarleton's Legion in the South, sometimes operating as infantry; they returned home in 1783, the 17th having embarked some time earlier.

Eleven years later the 16th Light Dragoons achieved further fame at Villers-en-Couchies during the otherwise depressing campaign in Flanders; they brigaded with an Austrian hussar regiment, they charged a large mixed force of French cavalry and infantry, supported by much artillery. During this engagement two large infantry squares were broken by cavalry charging in line, and many guns were either spiked or taken.

Only two days later, at Le Cateau, a massed cavalry formation including the Blues, the 1st, 3rd and 5th Dragoon Guards and an Austrian cuirassier regiment, together with the 16th Light

Dragoons, charged massive French infantry columns in flank. Driving through the first, they routed a force of some 25,000 men; they then spurred on to attack a second large column, leaving that in total disorder and with heavy casualties.

In May the same year, at Tournai, the Blues and 3rd Dragoon Guards were again involved—together with the 2nd and 6th Dragoon Guards, the 1st Royals, the 2nd Scots Greys and the 6th Dragoons, plus three regiments of Light Dragoons



Officer, 2nd (Queen's) Dragoon Guards, circa 1800. One of a series of coloured prints entitled *The British Military Library* which showed the uniform dress of the Army of the period 1799–1800. Note the simple bridle, the white head band, the breast strap, and the black bearskin flounces guarding the pistol holsters. (This, and all other illustrations not specifically credited to other sources are National Army Museum prints.)



Officer, 7th (Princess Royal's) Dragoon Guards, circa 1800. This plate from the *British Military Library* series is identical to the 2nd DG plate except that it shows differences in facings and the lace of the uniform, in this case gold. Note that the head band is coloured yellow, and even the bit is shown as yellow metal.

—in a series of spectacular charges, including a superb action at Beaumont which Fortescue has described as the greatest day in the history of British cavalry.

Sadly, in 1798 the 5th (Royal Irish) Dragoons, a regiment which had become infiltrated by many recruits who were rebels in disguise, were denounced when about to massacre their officers. As a result the regiment was summarily disbanded and its place in the Army List was kept vacant until the 1850s.

In 1805 the 6th Dragoon Guards, en route for Chile, stopped off in the West Indies; there their dress was adapted for service as infantry, and they were then diverted to Buenos Aires, where they took part in street fighting during the invasion of 1806, alongside elements of the 9th, 17th, and 20th Light Dragoons. At about this time the 3rd Dragoons sent some 100 men to the West Indies, where they became the cadre for the raising of the

26th Light Dragoons (afterwards re-numbered as the 23rd).

In November 1807 the French marched through Spain into Portugal, and the bloody and protracted Peninsular War broke out. During the ensuing seven-year struggle British armies, first under Sir John Moore and Sir Arthur Wellesley and later under the latter in his new style as the Duke of Wellington, fought the French and their allies from the Atlantic Ocean to the Pyrenees, and beyond. This campaign was to be the major proving ground for the majority of British cavalry regiments, until the Napoleonic Wars terminated in the climax of the Belgian Campaign of June 1815.

Wellington considered the British cavalry to be technically inferior to the French, although paradoxically he also said that one British squadron would be a match for two of the enemy. His main concern was that although the British cavalry lacked neither courage nor dash, they lacked discipline, in that they invariably failed to rally and re-form once they had charged home. This was, without doubt, due to the mediocrity of the officers commanding, Lord Paget being almost the only exception.¹ Commitment of entire regiments, without keeping back an adequate reserve, and repeated failures to rally and re-form after the initial shock, were the besetting sins. The French were often able to bring up reserves for effective counter-attacks, inflicting unnecessary losses and negating any advantage gained in the original attack.

This deficiency in technique was demonstrated in 1812 at Maquilla, where Maj. Gen. Slade disobeyed orders; his regiments careered on out of proper control, and as a consequence the 3rd Dragoon Guards and 1st Royals were routed, suffering heavy casualties and finally being pursued by superior enemy reserves, who took many prisoners. Wellington never forgave Slade for this catastrophe.

Nevertheless, there was a better side to the coin. British cavalry also took part in many very successful operations and actions, ranging from Sahagun in 1808 to Benavente, Fuentes d'Onoro, Eseja and

¹ Le Marchant showed promise, but his death at Salamanca prevented any solid judgement of his quality.



Salamanca. The superb action by the King's German Legion Heavy Dragoons under von Bock at Gârcia Hernandez is described in more detail in the section dealing with the Legion contingent.

At Waterloo, although the cavalry generally performed superbly well, the endemic faults which Wellington had already identified were repeated more than once. The Household Cavalry, the 1st Royals, the Scots Greys and the Inniskillings destroyed much of d'Erlon's infantry, but then galloped on, allegedly on horses without curb chains; excited beyond reason by the fury of their charge, they swept up the opposite slope in disarray and began to attack artillery batteries and supporting troops. In vain Uxbridge ordered the retreat to be sounded, but most of the men failed to respond; as a result several fine regiments were decimated by Bachelu's infantry and Martique's lancers. Notwithstanding his overall victory, Wellington was so incensed by this lack of control that he later wrote his *Instructions to Officers Commanding Brigades of Cavalry in the Army Of Occupation*, which has been included in the text as it sets out a classic scenario of what he expected to be done rather than what, in fact, transpired.

1st Life Guards, other ranks' service jacket said to have been worn by Lance Corporal Gill during the Waterloo campaign. Note the red collar with small dark blue patches on each front, and the narrow blue cuffs. The loops are cheap-looking gold lace. The collar is lined red but piped blue. There is a similar fine blue piping down the front edge and the plain blue turnbacks are brought round the bottom edge to terminate at the fronts. The blue shoulder straps are lined red, which shows as a narrow edging to the blue. Note the design of the twin tails; although it appears that there is a blue piping up to the waist buttons this is not so—it is merely a shadowed fold in the red cloth. The yellow metal buttons have the design of the crown over the GR cypher. Unusually for a coat of this period, the centre back seam goes through to the top of the collar. Note the metal hook between the waist buttons to support the belt or girdle.

Establishments

Until 1788 all privates in the troops of Horse Guards were still styled 'gentlemen' and the corporals were commissioned officers, called 'Captains' in the warrants. The troops of Horse Guards and Horse Grenadier Guards, the Royal Horse Guards and the senior dragoon regiments, now to become Dragoon Guards, were known as 'Horse', the remaining dragoon regiments being 'heavy' cavalry.

On 8 June 1788 the old 1st and 2nd Troops of Horse Guards and the troops of Horse Grenadier



2nd (Queen's) Dragoon Guards helmet. In 1812 a helmet was introduced for heavy cavalry to replace the old cocked hat. It was provided with a worsted crest or 'roach', rather like a furry caterpillar, and is shown in a Hamilton-Smith plate of the 3rd Dragoons and a Dighton watercolour of the 1st King's Dragoon Guards. The wollen crest was black and was encircled by bands of crimson, varying in number from four upwards. This headdress proved unsatisfactory, for unknown reasons, and in August the same year a second pattern was produced. Dragoon Guards and Dragoons were issued with this helmet with the horsehair tail at varying times during the same year. This fine example has an oval label lettered with the regimental title, a Medusa's mask on the front plate of the crest, and finely moulded fluting on the sides. This helmet was normally equipped with chin scales suspended from 'rose' ornaments.

Guards were disbanded and re-formed as the 1st and 2nd Regiments of Life Guards. Most of the 'gentlemen' were discharged, the remainder becoming the officers of the new regiments, while many of the Horse Grenadier Guards became the rank and file of the new regiments. (All troopers of the newly formed regiments were to be between 5ft. 11ins. and 6ft. 1in. tall.)

By 1795 there were therefore two regiments of Life Guards, one of Horse Guards, seven regiments of Dragoon Guards, six regiments of Dragoons, besides 33 regiments of Light Dragoons—although several of the latter were shortly to be disbanded. Of these the Life Guards, the Royal Horse Guards

(the Blues) and the Dragoon Guards were still considered 'regiments of horse'; the Dragoons were the 'medium heavy' regiments, but still very much mounted infantry; and the Light Dragoons were ostensibly the specialist skirmishing and raiding part of the arm, although they were not actually given very much specialised training in that function.

The cavalry had a total strength of approximately 190,000 officers and men, and during the period up to 1801 was expanded to 260,000. By then the establishment was reduced to 40 regiments, but the emigré 'Hussards d'York' and 'Hompesch's Mounted Riflemen' had come into the Army List. There were also several other emigré cavalry units in the British service, although not listed, and these included: the Uhlans Brittanique, the Choiseul Hussars, Hompesch's Hussars, Hompesch's Chasseurs, the Salm-Kirburg Hussars, Warren's Hussars, the Légion Brittanique de St. Domingo, the Uhlans Brittanique de St. Domingo and the Corsican Light Dragoons. Several of these regiments had large establishments, others were tiny; but most were short-lived.

In addition, there was a considerable force of Fencible Cavalry: full-time volunteer regiments to serve only in the United Kingdom. The force totalled 13 regiments in 1800, plus a volunteer Yeomanry cavalry of some 163 troops.

A regiment of cavalry was composed of one or more squadrons which was the tactical unit. Each squadron comprised two troops, which was the administrative unit. Each troop was composed of three companies. The squadrons were known by letters—A, B, C, etc.—and the troops by numbers—1, 2, 3, etc.—within each squadron: e.g., 1st Troop, A Squadron. Towards the end of the 18th century the establishment of a regiment averaged six troops, but this was shortly afterwards raised to nine, and in a few cases ten troops. The King's Dragoon Guards, for example, was always a strong regiment, and in about 1800 had a strength of ten troops; at one time the 1st (Royal) Dragoons had a similar strength. In 1795 the Life Guards had only five troops, but these were very large. Their establishment was raised to six troops in 1799. However, between 1799 and 1815 the strength of cavalry regiments varied a great deal, and many



never reached their established size; some had only two squadrons, and at other periods expanded to as many as six squadrons.

In the Life Guards and Royal Horse Guards there were troop quartermasters and corporals of horse, but no sergeants. In 1804 both the Life Guards and Royal Horse Guards received regimental corporal majors. The Dragoons, similarly, had troop quartermasters, but also sergeants and corporals. In 1810 the troop quartermasters were abolished and replaced by troop sergeant majors. Thereafter, there was only a single quartermaster to each regiment, a commissioned officer promoted from the rank and file, working from regimental headquarters.

In 1795 the establishment of a typical regiment of Dragoons would be as follows:

Regimental Staff

1 colonel, 1 lieutenant-colonel commanding, 1 major, 1 adjutant, 1 paymaster, 1 surgeon, 2 assistant surgeons, 1 veterinary surgeon.

Each Troop

1 captain, 1 lieutenant, 1 cornet, 3 sergeants, 3 corporals, 1 trumpeter, 1 farrier, 47 troopers.

The 1815 establishment was as follows:

Regimental Staff

1 colonel, 1 lieutenant-colonel commanding, 1 major, 1 adjutant, 1 lieutenant-quartermaster, 1 paymaster, 1 surgeon, 2 assistant surgeons, 1 veterinary surgeon, 1 regimental sergeant major.

Each Troop

1 captain, 1 lieutenant, 1 cornet, 1 troop sergeant

Left

5th (Princess Charlotte of Wales's) Dragoon Guards second-pattern heavy cavalry helmet, which can be dated to 1815 or even later, as it bears Peninsular War Honours besides the regimental title. Note that the leather peak lacks its customary metal edging, no doubt lost in the course of time.

Centre

6th (Inniskilling) Dragoons helmet with the first pattern crest. Note that here the colour is crimson topped with black. The helmet is in the Royal Military Museum, Brussels, and was probably originally in the Cotton Museum at Waterloo. It is interesting to note that reports of the Inniskillings after the battle comment on the damage to their helmets, including the complete loss of some crests. It may be that this is an attempt at restoration, and readers should be cautious of assuming that the entire regiment was equipped with such headdress during the 1815 campaign. (P. Richardson)

Right

1st Life Guards—a splendid example of the second-pattern regimental headdress, though lacking the worsted crest, which was crimson with a dark blue or black top. Note the elaborate decoration on the sides of the crest, and the finely moulded plume holder on the left side. It is strange that the Life Guards, first issued with a helmet which resembled the second-pattern Dragoon helmet, discarded it in favour of the pattern which was apparently considered unsatisfactory for the remainder of the heavy cavalry.

major, 3 sergeants, 4 corporals, 1 trumpeter, 1 farrier, 63 troopers.

Variations among the actual strengths of regiments can be gathered from the following extracts from regimental returns made to Horse Guards on 25 May 1815, the last before the battle of Waterloo:

1st King's Dragoon Guards

1 lieutenant-colonel, 9 captains, 11 lieutenants, 4 cornets, 1 paymaster, 1 surgeon, 2 assistant surgeons, 527 NCOs and men.

2nd (or Royal North British) Dragoons

1 lieutenant-colonel, 2 majors, 6 captains, 11 lieutenants, 4 cornets, 1 paymaster, 1 quarter-



Left
Royal Horse Guards (The Blues)—helmet which is almost identical to that of the Life Guards. Note the label inscribed 'ROYAL HORSE GUARDS, BLUE'. (C. Gibbs)

Right
1st Life Guards—fine watercolour by Richard Simpkin, which shows the regiment in the uniform of 1807. (Wallis & Wallis)

master, 1 surgeon, 1 assistant surgeon, 1 veterinary surgeon, 391 NCOs and men.

The Establishment of the Heavy Cavalry in 1809:

| Regiment | Officers & | | Station |
|----------------------------|------------|--|---------------------|
| | Men | | |
| 1st Life Guards | 416 | | Home |
| 2nd Life Guards | 416 | | Home |
| Royal Horse Guards (Blues) | 654 | | Home |
| 1st Dragoon Guards | 905 | | Home |
| 2nd Dragoon Guards | 905 | | Home |
| 3rd Dragoon Guards | 905 | | Peninsula |
| 4th Dragoon Guards | 905 | | Home |
| 5th Dragoon Guards | 905 | | Home |
| 6th Dragoon Guards | 905 | | Home |
| 7th Dragoon Guards | 905 | | Home |
| 1st Dragoons | 1083 | | Peninsula |
| 2nd Dragoons | 905 | | Home |
| 3rd Dragoons | 905 | | Home (Walcheren) |
| 4th Dragoons | 905 | | Peninsula |
| 5th Dragoons ¹ | — | | — |

¹ Disbanded in 1799; not re-raised until 1858.

| | | |
|-------------------|-----|-----------|
| 6th Dragoons | 905 | Home |
| 1st Dragoons, KGL | 694 | Peninsula |
| 2nd Dragoons, KGL | 694 | Peninsula |

Effective Strength of Heavy Cavalry Regiments from January 1804 until 31 December 1814:

| | |
|--------------|-------------------|
| 1804: 16,729 | 1810: 27,740 |
| 1805: 20,316 | 1811: 27,410 |
| 1806: 23,396 | 1812: 27,638 |
| 1807: 26,261 | 1813: 28,931 |
| 1808: 26,402 | 1814: 29,504 |
| 1809: 27,391 | Dec. 1814: 26,611 |

Representative regimental staff in March 1815:

1st Life Guards
 Lt.Col. & Col.: Maj.Gen. T. O'Loghlin
 Supernumerary Lt.Col.: Maj.Gen. F. S. Rebow
 Maj. & Lt.Col.: Samuel Ferrier
 1 major, 8 captains, 8 lieutenants, 6 cornets,
 1 adjutant, 1 surgeon, 2 assistant surgeons,
 2 veterinary surgeons.

2nd Regiment of Life Guards
 Lt.Col. & Col.: Lt.Gen. Charles Barton
 Supernumerary Lt.Col.: Gen. W. J. Arabin
 Maj. & Lt.Col.: George Murray
 1 major, 8 captains, 8 lieutenants, 7 cornets,
 1 adjutant, 2 surgeons, 1 assistant surgeon,
 2 veterinary surgeons.

Royal Horse Guards

Lt.Cols.: Maj.Gen. J. Dorrien, Colonel J. Elley, Sir R. Chambers Hill

2 majors, 10 captains, 11 lieutenants, 8 cornets, 1 adjutant, 1 surgeon, 2 assistant surgeons, 2 veterinary surgeons.

1st Dragoon Guards

Lt.Col.: Col. William Fuller

Majs.: Lt.Cols. George Teesdale and R. E. Acklom

10 captains, 12 lieutenants, 7 cornets, 1 paymaster, 1 adjutant, 1 quartermaster, 1 surgeon, 2 assistant surgeons, 1 veterinary surgeon.

2nd Dragoons

Lt.Col.: James I. Hamilton

Majs.: Lt.Cols. Clarke and Hankin

8 captains, 9 lieutenants, 7 cornets, 1 paymaster, 1 adjutant, 1 quartermaster, 1 surgeon, 2 assistant surgeons, 1 veterinary surgeon.

2nd Life Guards, again depicted by Simpkin in a water colour, as it appeared in 1807. Note (centre) a Corporal of Horse with an aiguillette on the left shoulder; and the officer (right) in a more elaborate hat, with a different collar, and an aiguillette on the right shoulder. (Wallis & Wallis)

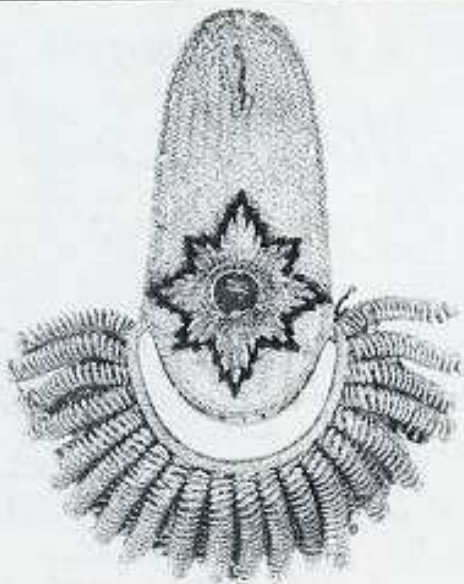
Duties, Equipment and Miscellanea

Regimental Duties

The Adjutant

Responsible for the parading of all guards, detachments and duty men, and to pay particular attention to the NCOs, their characters and their diligence in discharging duties. He had to master every exercise of the regiment on horseback and on foot, and the standing orders, and to be diligent in programming drills. He dealt with all brigade and regimental orders, and monitored the style and quality of the evening reporting by the NCOs. During evening report he was supported by the orderly officer or orderly sergeant. He kept rosters of officers and troop quartermasters, attended all courts martial, inspected quarters, and kept records. The regimental sergeant major acted as





7th (Princess Royal's) Dragoon Guards: an officer's epaulette, circa 1810. Note the double layer of bullions and the solid metal crescent at the end of the strap.

his assistant in all matters, and a literate soldier was often detailed to act as his clerk.

Riding Master

One of the most essential elements of the discipline and training of the cavalry regiment was, of course, the ability of its men to ride and generally to deal with horses. Supervision of this function was allocated to a riding master. He had to deal with the disposition of all recruits and of unbroken horses. He had under his command at least one 'rough rider' per troop. He was responsible for the breaking of all young horses, and for teaching officers and men to ride properly. He superintended all riding drills, watched over the general riding technique and selected bad and awkward riders for extra drills. At all drills he dismounted the men, and inspected their mounts to see that they were clean, neat and well-groomed and that the bridle and appointments were properly put on. He had to give the commanding officer returns of the different rides, identifying which men were absent and why, and classified officers and men as either first or second class riders. He was paid five guineas for teaching an officer to ride and two guineas for each horse he broke.

Rough Riders

There were never less than one per troop, and often more. They received fourpence a day for the duty, paid twice a year. They ranked as corporal and were squaddled as such, but were not expected

to do any squad duties. They were seldom promoted to sergeant unless as a particular reward for exceptional service. Each rough rider had to provide himself with a 'long and lash whip' and a 'cavasson' of regimental pattern. They wore the clothing and distinctions of corporals.

Veterinary Surgeon

He had access at all times to all troop stables. At any hour laid down in orders all sick and lame horses were paraded for his inspection. The farrier major and the farriers of the troops to which the horses belonged attended. He then visited in stables the horses which were too sick to attend his parade. Every Sunday morning there was a general parade of all sick and lame horses, together with those which had been shod or had shoes removed in the course of the week. In barracks he inspected all horses every day at the evening stable hour. If for some reason he could not attend, this duty was undertaken by the farrier major accompanied by the troop farrier. The farrier major and the troop farriers were under his direction, and the regimental form of shoeing was never deviated from. He made certain that every farrier had a set of pattern shoes in his shop, and that each shop had at least ten sets of spare shoes immediately ready, in case the regiment had sudden orders to march. When the horses were turned out to grass he had to go over the grass ground once a fortnight, inspecting each horse and reporting to the commanding officer on the state of the horses and the grass.

Troop Quartermaster

This senior NCO lived in the cantonments with the other troops. He attended particularly to the conduct of the troop NCOs and men, and reported direct to the captain of the troop if there was any irregularity. He always rode a regimental horse, never a troop horse; and had to be an expert horseman, as he was frequently ordered to take the place of an officer in the field. He never rode a troop horse without the express permission of the commanding officer. He had sole charge of the captain's store and was responsible for its management. He was especially attentive to the uniform, arms, horse appointments, ammunition and necessaries of his men. It was his responsibility to pay for the men's quarters when on the march, and he had to go ahead of the column to arrange



with the relevant staff for the provision of quarters. When the regiment encamped it was the quartermaster who went forward to peg out the allotted spaces on the ground.

He was particularly responsible for seeing that the troop horses were cared for and that the stables were run properly. He also dealt with the delivery and allocation of fodder, and was provided with a pair of steel-yards by his captain in order to weigh a selection of the forage on delivery. On market days he supervised the laying-in of the men's proper supply of meat, and saw that they kept the quarters and messes in spotless order. The orderly QM superintended the overall cleanliness of the barracks and stable yard and the staircases. He had to ensure that all manure, filth and nuisances were removed from the yards each day. In the field he watched over the proper pitching of tents and the spacing and orderliness of the encampment. Although a troop clerk kept accounts for him, he had personally to maintain troop records, to furnish men's necessaries and to pay for quarters. He personally supervised the marking of all the clothing and accoutrements with a set of stencils kept by him. This duty was never delegated to sergeants. At parades in watering order every QM had to be properly mounted and to ride out with his troop. In 1809 the post was abolished

Royal Horse Guards (The Blues): the officers' pattern undress service jacket of the Waterloo period. Note the blue collar with scarlet, gold-laced patches; and that there are only two gold loops and buttons on each scarlet cuff. The white lining shows along the top and front edge of the collar, and down the leading front edge. The plain white turnbacks come round to the front to terminate at the centre. The flat gilded buttons have the design of the crown over the RHG cypher. Note the meagre red shoulder cords retained by blue cloth-covered buttons, and the scarlet cloth-covered buttons on the rear of the cuffs. Just above each cuff is a further blue cloth-covered button and hole. Another version of this jacket, worn by Sir R. Hill and now in the Household Cavalry Museum, Windsor, has ten buttons down the front and the addition of a fine white piping along the top edge of the cuffs. This example has noticeably longer tails. John Mollo, writing in his *Waterloo Uniforms: British Cavalry*, calls the jacket the 'frock-collet'.

and replaced by Troop Sergeant Major.

Sergeant Major

Until 1809 he ranked immediately after the Troop Quartermaster and above the sergeants. He associated with the quartermasters and under the direction of the adjutant he superintended all drills, mounted or on foot, and was master of all regimental disciplines, standing orders and customs. He had powers to put sergeants, corporals and men under arrest; attended all drills by squads, and superintended all other drills under the charge of the sergeants. Under the supervision of the adjutant he drilled every young officer who came into the regiment in both the manual and platoon exercise, as well as any other motion in



1st (King's) Dragoon Guards, 1800, from the plate in the *British Military Library* series. It shows the smart, short-skirted jacket which was being adopted by the Heavy Cavalry of the time. Note the very simple bridle, the docked tail and the pale-toned saddlery.

use. For this he received half a guinea from each officer concerned.

Farrier Major

Ranked as a sergeant, he wore sergeant's clothing and distinctions, and had the authority of a sergeant. He was directly under the veterinary officer; he had to parade at the head of the farriers on foot parades, and was responsible for their appearance and conduct. At the forges he supervised their work. Unless for any reason the forge carts were with a particular troop, he was in charge of them and their harness and had to ensure that they were kept in proper repair. In barracks he attended the veterinary surgeon at stable at seven o'clock each day. He received five guineas above his pay annually from the paymaster to be paid each 24 December.

Trumpet Major

Ranked as a sergeant, he had a sergeant's quality coat and distinctions, and enjoyed the same authority. All the trumpeters and the musicians of the Bank of Music were under his charge. He was responsible for their conduct, the discharge of their duties and their uniform, but was particularly instructed not to interfere with the Master of the

Music in his musical instructions to the band. He instructed the trumpeters on their instrumental playing and practised them in all the ordered sounds, on foot and on horseback. They had to be able to sound 'Charge', 'Rally' and the various skirmishing calls at any pace. All the different sounds had to be marked out in a printed 'Calls Book' which was in his charge.

On foot parades he formed at the head of the trumpeters and acted towards them as a sergeant. He never drank nor associated with them, nor the band, only with the sergeants. When the band went out to play he sat with them to maintain good order and regularity. If an alert sounded for the regiment to turn out on horseback without reporting to troop assemblies, he ordered it to be sounded on the bugle. When the regiment turned out on foot, either for a parade or an alert, the 'General' was sounded on the trumpet. He received five guineas a year from the paymaster, and had to be literate.

Sergeants

The sergeant was responsible for the strictest attention to the conduct and cleanliness of his men, both in person, in quarters and in barracks; to their soldierly appearance and punctuality; to the condition of their horses, and to the care and good order of the arms. He had the authority to order a corporal into arrest, and both the sergeant and corporal had the power to confine privates even though they were not of their troop. They could order men of their own troop to extra drill. Sergeants were forbidden to drink or associate with the corporals, and the corporals equally so with the men. When on the march NCOs in charge of parties were to enquire at the post office of every town through which they passed whether any letters were addressed there for them. Every sergeant had to keep a roll of the troop to which he belonged; each sergeant and corporal, a roll of their respective squads. They had to be good horsemen and had to ride steady horses; had always to be well dressed, and to acquire an air which distinguished them. They had to be masters of the field exercise, to be good swordsmen and well versed in skirmishing practice, and also to be masters of the foot drill. No sergeant's wife was to wash for a farrier, trumpeter or private. An orderly sergeant reporting to the

adjutant for duty had to wear full regimentals with hat, small-sword, sash, gaiters and cane.

Armourer Sergeant

In order that the arms of every description were always in a good state of repair and fitted for general service, a sergeant with skill was appointed to act in the capacity of regimental armourer. He was paid the standard rate for a sergeant and wore his coat and distinctions, but in addition was paid a sum each year by the captains, agreed by the Lieutenant-Colonel, for repairing the arms of their respective troops. He was constantly employed in cleaning and repairing the weapons and other metallic appointments of the regiment, and had to give the commanding officer at a declared hour the state, on a printed form, of repairs executed to the carbines, pistols, swords, spurs, etc.

The Surgeon and the Regimental Hospital

The surgeon regulated the interior management of the hospital. In barracks the facility was provided by the Barrackmaster's Department. When in quarters the surgeon had to seek out an appropriate house and report its rent to the Inspector General of Hospitals. When the regiment was encamped a hospital tent was allowed, which was pitched in a dry situation. To assist in his general duties the surgeon was permitted a nurse at one shilling, a sergeant at sixpence, and an orderly at fourpence a day. When necessary a sentry was posted on the hospital, whose duty was to prevent any kind of liquor being introduced, to permit no one to enter save the surgeon, sergeant, orderly or nurse or any officer of the regiment, nor allow any patient to come out. Gaming of any description was forbidden in the hospital.

A daily report of casualties was given to the commanding officer immediately after the surgeon had received the reports from the orderly sergeant, giving the soldier's name, his troop, and his disease. There was also a weekly report which added the patient's 'state' and when he was admitted, plus a final report with only three columns entitled: 'Alterations since last return': 'Admitted': and 'Discharged, or Dead'.

3rd (Prince of Wales's) Dragoon Guards—this plate of an officer from the *British Military Library* shows that the regimental cuff of the period was quite plain, with only one loop on the cuff and one in the sleeve above it.



5th (Princess Charlotte of Wales's) Dragoon Guards: a more elaborate plate from the same series, which shows a guidon as an inset and, more importantly, provides the officer with a mysterious shoulder belt which has no apparent function unless it is to support the guidon. As the artist has shown the more usual pouch belt over the left shoulder in his other plates it seems unlikely that this is a mistake.





1st Royal Dragoons: the pattern cuff shown in this plate of an officer corresponds with that shown by Dighton. Note the very plain wing, which is also repeated in the Slade portrait. Note also the long tasselled ends of the crimson sash which is knotted, cavalry style, on the right hip.

Servants

Each officer was allowed a servant. He was not permitted to use a dragoon from the front rank, from the rough riders or from the recruits. The servant was not allowed to dress his hair other than in the regimental style, and was not to wear his regimentals when on duty. The officer employing him was to provide him with a stable jacket different from the regimental colour, and with a round hat. The servant was excused all guard mountings and other daily troop duties, but had to pay other men to look after his horse and its appointments. The servant had to be a man from the officer's own troop.

Trumpeters

These men, under the direction of the trumpet major, had to take great care of their instruments. They had to be excellent horsemen and to ride clever and active horses. They were taught to sound all the calls at every pace. When in cantonments they were detailed to sound the different duties punctually to the order received from the trumpet major.

Troop Clerks

These chosen men assisted the troop quartermasters. Through him they presented to the adjutant each month a return of the men of the troop who had permission to find their own lodgings. The paymaster allowed lodging money according to this approved list, which had to be accounted for. The clerks of troops serving at Regimental Headquarters had to prepare a monthly abstract of accounts of their troops, a muster roll, and a return of all allowances. Those in out-quarters did the same abstract but, where the former had to deliver theirs by the 24th of each month, the latter delivered theirs two days later. Each muster roll contained information as to the men going on command, on furlough, leaving quarters, going into barracks, men enlisted, men



4th (Royal Irish) Dragoon Guards officer: published in October 1799, this *British Military Library* print shows the regiment to have had metal scale wings, but plain cocked hats with gold cockade loops and buttons and heavy gold tassels in the ends of the hat.

deserted, men dead, horses on strength, sick and dead.

Officers' Ages

In 1813 the 7th Dragoon Guards had two majors who were 40 and 41 years old, with 24 and 21 years' service respectively. The youngest of the captains was 25, and they were generally between 30 and 41 years old with an average service of 15 to 20 years. Two of the lieutenants were, incredibly, 49 and 58 years old with 24 and 40 years' service respectively. The cornets were about 22 with an average of four years' service. The paymaster was 44 with 25 years' service, the adjutant 33 with 20 years' service, the surgeon 56 with 38 years in the Army, and the veterinary officer was 38 with only 12 years with the colours. The quartermaster was the oldest, being 61 with 30 years' service. The adjutant was a mere 13 years old when he joined the Army; and one wonders at the service of a paymaster who joined at 19, and even more at a surgeon who joined at 18 and survived in his practice for 38 years.

Height of Dragoons

An analysis of the Annual Inspection Report of the 2nd Dragoon Guards for 1813 reveals that one sergeant and two of the troopers were over 6ft. 2ins. tall, or taller. Three sergeants, one corporal and nine of the troopers were at least 6 feet tall, while two quartermasters, 14 sergeants, five corporals and 98 of the privates were between 5ft. 10ins. and 5ft. 11ins. Of the remainder:

| | |
|---|----------------|
| 15 sergeants, nine corporals and 91 troopers | ... 5ft. 9ins. |
| 13 sergeants, 12 corporals, one trumpeter and 147 troopers | ... 5ft. 8ins. |
| Six sergeants, seven corporals, two trumpeters and 166 troopers | ... 5ft. 7ins. |
| One sergeant, three corporals, two trumpeters and 139 troopers | ... 5ft. 6ins. |
| One sergeant, three corporals, two trumpeters and 56 troopers | ... 5ft. 5ins. |

Three of the trumpeters and sixteen of the privates were under 5ft. 5ins. tall. By comparison, during the same period, 12 drummers and 78 of the 2nd Bn., 42nd (Royal Highland) Regt. of Foot were under 5ft. 5ins. tall and 15 sergeants, 14 corporals and 128 of the private men were 5ft. 7ins. or shorter.

Weekly Pay

| | Life Guards | | | Horse Guards | | | Dragoon Guards & Dragoons | | |
|-------------------|-------------|----|---|--------------|----|---|---------------------------|----|----|
| | £ | s | d | £ | s | d | £ | s | d |
| Colonel | 1 | 7 | 0 | 2 | 7 | 0 | 1 | 12 | 10 |
| Lt.Col. | 1 | 3 | 3 | 1 | 2 | 6 | 1 | 3 | 0 |
| 2nd Lt.Col. | — | — | — | 1 | 2 | 6 | — | — | — |
| Major | 19 | 6 | | 1 | 1 | 6 | 19 | 3 | |
| 2nd Major | 19 | 6 | | 1 | 1 | 6 | — | — | — |
| Captain | 12 | 0 | | 16 | 6 | | 14 | 7 | |
| Lieutenant | 8 | 3 | | 11 | 6 | | 9 | 0 | |
| Lt. & Adjt. | 8 | 3 | | 10 | 0 | | 10 | 0 | |
| Cornet | 7 | 3 | | 11 | 0 | | 8 | 0 | |
| Surgeon | 9 | 0 | | 9 | 0 | | 10 | 0 | |
| Vet. Surgeon | 8 | 0 | | 8 | 0 | | 8 | 0 | |
| Quartermaster | 4 | 9 | | 6 | 6 | | 4 | 9 | |
| Sergeant | — | — | | — | — | | 2 | 11 | |
| Paymaster Sgt. | — | — | | — | — | | 2 | 11 | |
| Corporal of Horse | 3 | 9½ | | 3 | 0½ | | — | — | — |
| Trumpeter | 3 | 9 | | 2 | 5½ | | 2 | 4 | |
| Kettle-drummer | 3 | 9 | | 3 | 0½ | | — | — | — |
| Private | 3 | 2½ | | 2 | 5½ | | 2 | 0 | |

Accoutrements and Arms

A curved cartridge pouch for 30 rounds, with roller buckles.

A carbine belt with two brass tongues, tip and slide.

Pair of straps for the pouch to hang by.

Carbine swivel.

Swordbelt with slings for sword and sabretasche.

Sword and scabbard.

Sabretasche.

Sword knot.

Carbine and bayonet.

The Carbine

The 1796 pattern heavy cavalry weapon was described by Howard Blackmore as a 'beautifully made carbine with something of the quality of a fine sporting gun'. It had a 2ft. 2ins. barrel and an overall length of 3ft. 5½ins. It weighed approximately 8lbs. and had a bayonet 1ft. 3ins. long weighing 13oz. The weapon was of .75in. calibre. It was fitted with a steel bar for the swivel and steel rings for attachment to the swivel hook.



Life Guards trooper immortalised in an invaluable drawing by Sir Kerr Porter, who did a great many pictures of the Household troops. It gives a good representation of the heavy cavalry costume of the period 1798-1800, and is clearly sketched to show the cuffs to advantage.

The Pistol

The Nock 1796 pattern had a gin. barrel and an overall length of 1ft. 3ins. and a calibre of .75 as for the musket. The weapon weighed about 2lbs. 8oz. Its rammer was originally carried in the holster, but later models were fitted with them. The butt was sharply curved; it had no brass plate, and a small plain trigger guard. A new standard land pattern pistol was introduced about 1802. The Life Guards and Royal Horse Guards had pistols with 10in. barrels.

The Swords

The officers carried straight-bladed swords in steel scabbards with two rings and a steel chape. The guard was steel with a pierced design, and the

grip was black with silver wire binding. The sword knot was gold lace with two crimson stripes and a bullion tassel, or the latter carried on a white strap.

The NCOs and troopers carried a heavy broad-bladed sword with a steel knuckle bow guard, and a disc-shaped shell pierced with a series of holes. The blade was straight with a hatchet point, and the scabbard was steel with two bands and rings and a steel chape. The sword knot was of buff or white leather. The sword blade was approximately 35ins. long and 1½ins. broad and before Waterloo they were ground on both sides—which accounts for some specimens having points rather than hatchet tip.

Dragoons and Dragoon Guard Regiments' daily allowance of forage in barracks (and in quarters):

Oats . . . 10lbs. (8lbs.)
 Hay . . . 12lbs. (18lbs.)
 Straw . . . 8lbs. (6lbs.)

The Life Guards provided the following average horse feed:

| <i>Hay</i> | <i>Oats</i> |
|--------------------------|-----------------------------|
| Morning Feed . . . 4lbs. | Morning Feed . . . 2½lbs. |
| Noon Feed . . . 4lbs. | Noon Feed . . . 2½lbs. |
| Evening Feed . . . 6lbs. | 4 o'clock Feed . . . 2½lbs. |
| | Evening Feed . . . 2½lbs. |
| | 10lbs. |
| | 14lbs. |

The Appointments—provided at the charge of the Colonels of the Regiments:

Cloaks; boots; spurs; housings and holster caps; bearskin flounces or leather flounces; saddle with leather-edged panels and pads in one, brass cantle, pair of bearing flaps; leather cloak cover; girth with leather ends; surcingle; crupper with double strap; martingale; breastplate; pair of stirrup leathers and irons; pair of baggage straps; set of cloak straps; one single baggage strap; holster and horseshoe case; pair of long and pair of short holster straps; carbine bucket and strap; carbine stay strap; bridle complete with chain bridoon and collar, leather rein or rope covered with leather.

Dragoon Guards and Dragoons were provided with the following list of necessaries:

3 shirts, 1 stock and clasp; 6 turnovers; 3 pairs of

worsted stockings; 2 pairs of shoes; 1 pair of shag breeches (exclusive of regimental ones); 1 set of slings for the breeches; 1 stable jacket; 1 pair of trousers; 1 looking glass; 2 pairs of gaiters; 1 turnscrew; 1 worm; 1 'black ball' [i.e. for blacking and preserving the leather.]; 1 clothes brush; 1 hard brush; 1 polishing brush; 1 blacking brush; 1 colouring brush [for the buff or pipe clay]; 1 large comb; 1 small comb; 1 shaving box; 1 razor; 1 horsecloth; 1 snaffle bridle; 1 watering cap; 1 curry comb; 1 horse brush; 1 mane comb and sponge; 1 picker; 1 pair of scissors; 1 corn bag; 1 cap plate; regimental bags and locks for them.

Royal Horse Guards' Additional Allowances

The trooper received a shilling a day for subsistence, besides which he received on the 24th of each month a further sum called his 'monthly clearings', amounting to:

Month of 28 days—15s 7d
 Month of 29 days—16s 3¼d
 Month of 30 days—16s 11½d
 Month of 31 days—17s 7¼d

All bills for his washing, etc., had to be paid for before the 24th day of each month. The money had also to keep him provided with the following necessaries, which differ somewhat from the Dragoons' requirements:

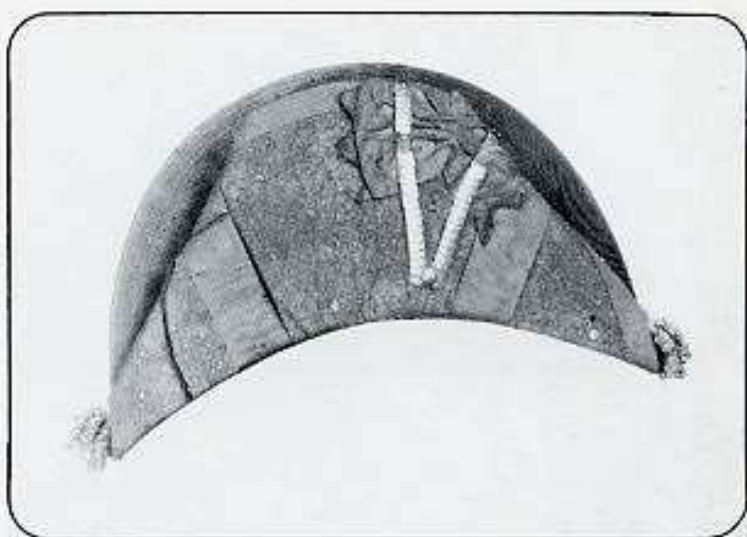
1 portmanteau; 4 shirts; 2 handkerchiefs; 2 night caps; 1 pr. flannel drawers; 1 flannel waistcoat; 1 stock and buckle; 2 prs. cotton stockings for summer; 2 prs. worsted stockings for winter; 1 pr. good leather pantaloons; 1 pr. of leather breeches; 1 set of breeches slings; 2 prs. shoes; 1 pr. gaiters; 1 black ball; 1 clothes brush; 1 shoe brush; 1 blacking brush; 1 colouring brush (for the buff); 1 razor, shaving box and brush; 1 hair comb; 1 pair scissors; 1 screw worm; 1 screwdriver; 1 pair clasps; 1 watering cap; 1 stable jacket; 1 haversack; 1 corn sack; 1 horsecloth; 1 curry comb; 1 curry brush; 1 mane comb; 1 sponge; 1 picker; 1 screw ring and log; 1 oil bottle; 1 waterdeck (waterproof, canvas saddle-cover).

The system of packing a Dragoon's saddle bags

Horsecloth on top of the saddle bags.

Flap

Stable jacket on top, mane comb and sponge, oil can, snaffle bridle, a pair of shoes, curry comb and brush and his foraging caps.



The cavalry officers' cocked hat—in this case, 4th Dragoons, circa 1800. By the last decade of the 18th century the old three-cornered hat had become the 'bicorne'. The front was called the 'cock', the higher back part the 'fan'. This example is bound with black braid and has two wide bands of black moiré silk. The cockade loop is made of metal scales and the button is a regimental pattern. Note the heavy bullion tassels in the ends.

Near End

3 prs. of stockings, 1 pr. of leggings, 1 pr. of trousers, 1 bag for small articles.

Centre

Shag breeches, looking glass, 5 brushes, 1 black ball, 1 pr. shoes, pipe clay, pipe clay dish.

Off End

3 shirts, 6 turnovers, 1 powder bag, 1 powder puff, hair combs, 1 razor & case, shaving box, 1 pr. scissors.

When packed the bags weighed about 18lbs.

Dragoons' Additional Allowances

A dragoon received 1s 4d a day (including a penny a day in lieu of small beer) clear of all deductions, which were distributed as follows:

| | s | d |
|--|----|----|
| For his mess per week | 5 | 1 |
| Per week for his necessaries (paid every 2 months) | 2 | 7½ |
| To be paid weekly subject to deductions for washing, pipe clay and articles to clean his clothes and appointments | 1 | 7½ |
| | 9s | 4d |

Messes

In summer the messes were 'laid in' twice a week, and in winter once. On market days one man per



Major Binghurst, 1st of King's Dragoon Guards, circa 1814, in a fine detailed portrait which shows many interesting features of the new uniform. Note the length of the jacket, coming well down over the hips; and the gold lace extending to the top edge of the collar, with no red patches. Note the 'gauntlet' cuffs, the pattern lace, the disc-hilted sword, the sabretasche supported by only two straps, and the pattern of the girdle with its long cords and tassels. The helmet is the second pattern. The officer wears grey overalls.

mess, with a sergeant of the troop and the orderly quartermaster, paraded in stable dress and were marched down to market by the OQM, and the messes were 'brought in'. The sergeants made all the payments necessary. The messes were regularly inspected to ensure that the men were eating properly, and it was a standing order that the men had either warm broth or their meat at breakfast before they went on a duty.

Inspections: Arms and Appointments when in Quarters

At the Officer's Inspection the rooms had to be clean, the beds made, and every article of horse and foot accoutrements in charge of each man hung up in order, perfectly clean and out of oil; although afterwards they could be re-oiled. Saddles, if in use, were taken to the stables after the inspection, unless the men's quarters were

near and sufficiently roomy, in which case they were kept there. Carbines and pistols were hung with the locks downwards, cocks down, with horn drivers, and pans open. Hats were hung with the fan (the back flap of the cocked hat) upwards or laid down on the fan.

If a man looked after two horses he was expected to show both sets of appointments. Every part of the appointments, even his gloves, were put on show, including his necessary bags. No speck of dust was allowed on any part of the kit. The cloaks were kept neatly folded ('lapped'), with the straps round them and hung up. They were not allowed to be left around the room or on the bed.

Swords and bayonets were shown out of scabbards. Bits, boots and spurs were all hung up and had to be perfectly clean. They were inspected to make sure they had not been cleaned with any gritty substance. 'Rotten stone' was recommended for the task. Boots were never washed nor put near fires to dry out. All dirt was dried and then scraped off, the boot then being well blacked and polished. No curb was ever taken from a bit to clean it.

Saddles were always closely inspected to make sure they were in good condition. The panels had to be well stuffed and even. In quarters they were always hung by the middle baggage strap, which passed through rings in the cantle of the saddle, the panel being laid next to the wall.

When accoutrements were not in use they were expected to be kept perfectly clean; even when they were used regularly they had to be taken to pieces once a week and thoroughly cleaned. The buckles were all oiled and the leathers lightly rubbed over with an oil brush. The bars of the buckles and such part of the irons which touched the leather were inspected to make sure they were slightly oiled and free from rust, otherwise it was maintained that the leather would be destroyed.

When a man was absent for any reason all his kit was put into store with the number displayed. The pistols were normally hung in the NCO's room.

Numbering

Each troop was distinguished by a particular letter, and every dragoon in a troop had a

particular number. His horse, arms, appointments, including every strap, were marked with the letter of his troop and his number, thus:
$$\begin{array}{r} A \sqrt{F} \\ 2 \overline{)25} \end{array}$$
 etc.

The troop quartermaster had a small iron with the troop letter and a set of number irons for the purpose. He was ordered to letter and number each article himself; the duty was never undertaken by the sergeants. When the dragoon was transferred to another troop he left all his numbered clothing, appointments, horse, etc., everything except his boots, which he took with him. New recruits were allocated spare numbers.

Messing and Inspections in Barracks.

Messes were laid out equally. Meat was kept under lock and key in the stores by the orderly sergeants, and was delivered every morning to each mess. The orderly trumpeter sounded for dinner on instructions from the orderly officer. Mess was taken from the kitchens up into the rooms and divided. The orderly officer had to check that the quantities were equally shared out. He was also to check that the broth was good and well thickened with rice and barley.

When the barrack was inspected every item was hung up in the same manner as described for quarters. Each man's things—his necessary bags, lapped cloak, bearskin flounce and horsecloth were on the shelves; his hat lying on its fan; the arms in the racks, out of oil and spotless; the rooms, galleries and stairs swept, watered and scraped; the beds made up and folded, sheets and blankets folded up, separately over each other. The 'rug' was never to be spread over the whole of the bed-clothes—'which is only done to conceal dust and litter'. All windows and ventilators had to be opened and all litter removed from the rooms.

Orderly sergeants were responsible for the barracks being kept clean by 11 o'clock in the morning. If the regiment went into the field at an early hour the cooks and the women cleaned the barrack out on those days. A woman was allocated to each room, and for that indulgence was expected to assist in cleaning it out and occasionally to cook for the men. In winter the barrack room, the passages and staircases were all washed and thoroughly scraped every Sunday morning; on every other day of the week they were just scraped

and swept. In summer they had to be washed every Thursday and Sunday. Bedding was hung out in the air twice a week for at least four to five hours, and the rug and blankets beaten before being taken in. In winter, in very dry cold weather, the bedding could be hung out in the middle of the day subject to the orderly officer's approval.

Every Sunday the commanding officer of the regiment visited the hospital and all the barracks and looked into the messes. Commanding officers of troops inspected the troop's weapons and appointments on the same day. The troop sergeant was expected to write the names of the men in the rooms for display on the doors, together with his own name.

Mounts

During the 18th century it had been the custom for British cavalry to be mounted on black horses



Captain Brown, 6th (Inniskilling) Dragoons. There are several noticeable differences between the figure on Plate D, which is taken from Dighton, and this drawing, which was no doubt sketched from life, but in 1800. Note the absence of the tassel on the wing, the length of the plume, the pattern sword, the '6D' on the front of the cap, and the smart breeches and boots. The cap has a curious appendage just above the peak, on the left side.



Surgeon Piper, 4th (Royal Irish) Dragoon Guards: a nicely finished and significant portrait which confirms that the surgical staff wore the uniform of the regiment. Note the twisted cord on the left shoulder, although the Surgeon wears no pouch belt.

with long tails. However, because of the increase in the establishment and the general scarcity of this type of mount the Board of General Officers appointed by the Commander-in-Chief to look into the affairs of the cavalry generally agreed to waive the rule requiring black horses only to be used. From then on there were a number of various coloured horses used throughout most regiments. It became the fashion of the period that horses should be 'nag-tailed', i.e. have their tails docked. Thereafter only the Life Guards and the Blues rode long-tailed horses. The Life Guards, Blues, King's Dragoon Guards and 1st Dragoons had blacks; the 2nd Dragoon Guards were mounted on bays or browns, and the Scots Greys had grey horses.

In 1800, Regimental Inspection Reports reveal that the 5th Dragoon Guards were mounted on a mixture of blacks, bays and browns; and in 1801, the 7th Dragoon Guards had bays, browns, and

one dark grey. It was usual to mount trumpeters on greys.

Writing of his Peninsular War experiences, Deputy Assistant Commissary Schaumann recalled that the horses always seemed thin. He considered this was because the maize was insufficient and the grass too moist. At one time bran was ordered, but hardly had the dragoons been given their issue than they began to barter it for wines and spirits. When this was discovered the officers arranged that when 'feed' was blown on the trumpets they were always present and did not leave until the last grain had been devoured.

Schaumann thought that the English cavalry as a whole treated their horses badly, using them solely as a means of transport and with no kindness. The Commissary had to provide everything and most officers were indifferent to the treatment given out by their men. He found the average German (KGL) troopers much more considerate in their treatment of the horses, and as a consequence their mounts were invariably in better condition.

Inspecting General Officers had a keen eye for the cavalry mounts, and their reports reveal many interesting details. For example, horses which had not been docked were remarked on, emphasising that the military horses of the period were generally 'nag-tailed'. Of the 2nd Dragoon Guards the general remarked that the horses were generally in good condition, well trained and taken good care of. He commented on the high quality of last year's remounts, and added that the current year's provision of new horses had been 'judicially chosen'. Sixteen of the troop horses were considered unfit for further duty with the regiment.

The 5th Dragoon Guards also had large, strong horses which were well adapted to the size of the men of the regiment. Although so large they were well forward with their training, and healthy, although considered 'low in flesh'. The younger horses acquired by the regiment were also in good condition and very well trained. It was specially noted that the regiment was authorised to have 45 greys—no doubt kept for the trumpeters and the band.

On the other hand, the mounts of the 7th Dragoon Guards were not very good, although

their young remounts, which had been freshly purchased, promised well. It was particularly remarked on that the regimental veterinary officer was intelligent and competent. The farriers were well instructed in their trade, and the forage was of good quality and in abundant supply.

The Inspecting General thought the 1st Royals were well mounted in 1813, although some of the horses appeared undernourished. However, the 2nd North British Dragoons (Scots Greys) were remarkably and uniformly well mounted. They were considered a fine-looking regiment, and had new horse appointments, just received. Interestingly, a list of the sizes of the horses of this regiment was taken, as follows:

| | |
|-----------------|------------|
| 16 hands . . . | 57 horses |
| 15½ hands . . . | 256 horses |
| 15 hands . . . | 340 horses |
| 14½ hands . . . | 55 horses |
| | <hr/> |
| | 708 horses |

For the same regiment a list of the ages of the horses is added as follows:

| Age | Number |
|-----|--------|
| 15 | 86 |
| 14 | 25 |
| 13 | 45 |
| 12 | 37 |
| 11 | 48 |
| 10 | 49 |
| 9 | 56 |
| 8 | 57 |
| 7 | 54 |
| 6 | 48 |
| 5 | 96 |
| 4 | 99 |
| 3 | 8 |
| | <hr/> |
| | 708 |

The Inspecting General who was responsible for the annual report on the two 'German Dragoon' Regiments (the KGL) was particularly impressed with the size, quality and well-being of the horses. The analysis reveals that they were generally bigger than even the Greys' fine mounts.

Care of Dragoons' Horses

On the first and fourteenth day of each month the tails were squared, and numbers and letters were



Unknown officer of the 7th (Princess Royal's) Dragoon Guards. This portly officer has conveniently posed his right arm to enable the viewer to record the simple design of his cuff. Note the double loop and edging to the collar, and the colour twist in the cord around the edge of the epaulette strap.

fresh cut. Where necessary the horses were trimmed. When the horses were turned out to grass they were branded with their number and the troop letter on the near hoof before. The docks had to be oiled every Saturday, a function which was the responsibility of the troop farriers.

Every Dragoon was ordered to have a nose bag, of a regimental pattern, large enough to hold a peck of corn, and in barracks they were always hung on the posts of the stall. In them they kept their curry comb, picker and a rubbing cloth, but at feed time the corn was measured out into the bags. When the dragoons were in cantonments the bags were taken into their quarters each night, after stable time. Each of the captains had to provide three measures—a peck, ½ peck and quartern—which were kept in the troop store. The squad sergeants also had a quartern measure. All these were carefully stamped with the troop



4th (Queen's Own) Dragoons officer's jacket of the period 1806-7. The rear view shows the plain skirts, the lace edging to the turnbacks, the fine circlet of embroidery around the turnback buttons, and the narrow shoulder cords in place of wings.



letter after they had been checked for full standard measure. Every corn feed was measured out in these. When the rations were 7lbs. a day the horses were fed at three quarters each for four days and a $\frac{1}{2}$ peck on the fifth. When the ration was 10lbs. they got four quarters a day.

The horses were watered three times in every 24 hours, and the Dragoons were taught to study the constitution of their own horse, as some required much less water. In the daytime the horse was watered out of stable, and the softest and cleanest water was always sought.

The stables had to be kept cool. All dung and stale litter was removed every morning. The men were taught to disturb their horses as little as possible, and when stable duties were completed they were instructed not to continually pass in and out. If constant mounted picquets, vedettes, etc., were required their horses were quietly led out and kept separately so as not to disturb the remainder.

In barracks the name of the horse, its rider's name and number and the name of the squad sergeant were pasted on each stall post. The trumpeter's horse in each troop was normally numbered No. 1. Troopers' horses were numbered No. 2 upwards. NCOs were always considered as attached to and accounted for by the King's Troop in the Household Cavalry and Royal Horse Guards, and they numbered their horses from the highest number troop horse in that troop.

No candles were ever allowed in stables unless they were in lanterns, and even then only under strict supervision. Smoking was, of course, absolutely forbidden and the inspection reports often list punishments awarded for disobeying the order. Men were lashed for the offence.

Each troop appointed stablemen at a proportion of one man to each eight horses. At least one was allocated to each stable. Their duties were to muck out, to carry away all dung and litter, to feed all the horses with hay, to divide out the oats and straw, and to keep a constant check on all collars.

Instructions to the heavy cavalry concerning horsemanship

1) The body should be balanced in the middle of the saddle, head erect and shoulders back, small of the back hollow, the upper part of the arm

hanging down straight from the shoulder, the lower part square to the upper, the hand opposite the centre of the body, fingers firmly closed on the reins, wrist rounded, the thighs well stretched down the flat part of the saddle, knees a little bent, legs close to the horse's sides, and heels stretched down.

2) The stirrups should be fitted so that the lower edge of the bar is to be two fingers above the upper edge of the heel of the boot for the hussar saddle and one inch higher for the heavy cavalry.

3) The bridoon is to be placed so as to touch the corners of the mouth but not to wrinkle them.

4) The bit is to be placed one inch above the lower tusk; in mares two inches above the corner tooth.

5) The curb is to be fitted flat under the jaw, to admit one finger between it and the jawbone.

6) The saddle is to be fitted in the middle of the horse's back, the front of it about a breadth of a hand behind the play of the shoulder.

7) The blanket is to be folded in three equal parts and afterwards the length folded in a like manner, so as to make nine folds in all.

8) In all orders when the cloak and valise are

worn, the edge which is the breadth of the blanket when open, is to form the top and front; at other times it is placed crossways on the horse's back, by bringing the front part to the near side. This is the regulated manner of folding the blanket, but on service the dragoon may vary the thickness to suit the horse's back. [The usual size of a blanket was about 6ft. 7ins. x 8ft. 9ins.]

9) The surcingle should be flat, over but not tighter than the girth.

10) The noseband to be fitted so that one finger can play between it and the nose.

Royal Horse Guards (The Blues): an important surviving relic is this coat worn by Captain Cludde, circa 1800. Note the curious arrangement of the loops on the sleeves and lapels. On the latter the upper loop is almost along the top edge so as to form a pair with the loop in the collar. The loops are narrow, and this and other details differ from Dighton's drawings. Note also the arrangement of the lace loops and buttons at the waist and in the skirts.



Cavalry Tactics

Oman points out that in Marlborough's and Frederick the Great's times cavalry was usually used in two lines, acting from the wings of the infantry formations. From the flank positions it attacked the enemy cavalry before wheeling to charge the exposed flanks of the infantry.

Napoleon preferred to use his cavalry as a shock weapon aimed at the centre of the enemy line as well as the flanks. He demonstrated the success of this type of attack, carried out with discipline and élan, at many battles such as Austerlitz, Marengo, Eylau, Borodino and Dresden, etc. The French commanders aimed their attacks at weak points, where the infantry was deploying from column into line, or where they were in line rather than in defensive squares, or better still when they were surprised marching in column. However, Oman reminds us that on only two occasions, at Albuera and at Fuentes d'Onoro were such tactics successful against British infantry. Fortescue adds that Wellington made little use of his cavalry arm and that he had few, if any, commanders of distinction. Fortescue considered Stapleton Cotton only adequate and both he and Oman point to headlong and reckless charges which led to severe and unnecessary losses. In Wellington's General Orders issued officially after Waterloo he included a memorandum for the tactical management of cavalry which was presumably based on his experiences both in the Peninsula and at Waterloo. Oman quotes it as follows:

'Instructions to Officers Commanding Brigades of Cavalry in the Army of Occupation'

1. A reserve must always be kept, to improve a success, or to cover an unsuccessful charge. This reserve should be not less than half the total number of sabres and may occasionally be as much as two-thirds of it.
2. Normally a cavalry force should form in three lines; the first and second lines should not be deployed, the reserve may be in column, but so formed as to be easily changed into line.
3. The second line should be 400 to 500 yards from the first, the reserve a similar distance from the

second line, if cavalry is about to act against cavalry.

This is not too great a distance to prevent the rear files from improving an advantage gained by the front line, nor too little to prevent a defeated front line from passing between the intervals of its supports without disordering them.

4. When, however, cavalry is charging infantry the second line should be only 200 yards behind the first, the object being that it should be able to deliver its charge without delay against a battalion which has spent its fire against a first line and will not be prepared for a second charge pushed in rapid succession to the first.

5. When the first line delivers its attack at a gallop, the supports must follow at a walk only, less they be carried forward by the rush and get mingled with the line in front at the outset. For order in the supports must be rigidly kept—they are useless if they have got into confusion when they are wanted to sustain and cover a checked first line.

Compare Wellington's orders with the account of Maj. De Lancy Evans, ADC to Sir William Ponsonby, describing the aftermath of the charge of the Union Brigade at Waterloo:

'... the remainder of the enemy fled as a flock of sheep across the valley—quite at the mercy of the Dragoons. In fact they went so far our men got out of control. The General of the Brigade, his Staff and every Officer within hearing exhorted themselves to the utmost to re-form the men; but the helplessness of the Enemy suffered too great a temptation to the Dragoons and all efforts were abortive... I galloped back to Sir William. The Dragoons were still in the same disorder, cutting up the remnants of the dispersed infantry... the French lancers continued to advance on our left in good order. If only we could have formed a hundred men we could have made a respectable retreat and saved many; but we could effect no formation and were helpless against their attack as their infantry had been against ours... Everyone saw what must happen. Those whose horses were best or least blown got away. Some attempted to escape back to our position by going round the left of the French lancers. All these fell into enemy hands. Others went straight back, among them myself... it was at this moment that almost the

1: Officer, 1st Regt. of Life Guards, c. 1790
2: Officer, Royal Horse Guards, c. 1800
3: Trooper, 1st Regt. of Life Guards, 1807





1: Trooper, Royal Horse Guards; Flanders, 1794
2: Sergeant, 2nd Dragoon Guards, c. 1799
3: Trooper, 2nd Dragoons, c. 1807



1: Officer, 1st Dragoons, 1799
2: Officer, 3rd Dragoons, 1800
3: Officer, 4th Dragoon Guards, c. 1806

1: Officer, 6th Dragoons, c. 1811
2: Trooper, 3rd Dragoon Guards, 1811
3: Officer, 1st Dragoons, Guards, 1813





1: Officer, 1st Dragoons, King's German Legion
2: Trooper, 2nd Dragoons, KGL; Heavy Marching Order
3: Officer, 2nd Dragoons, KGL; Marching Order, Spain, c.1812



1: Trooper, 1st Dragoon Guards, 1812-13
2: Officer, 5th Dragoons Guards, 1812
3: Trooper, 3rd Dragoons, 1812



1: Officer, 1st Dragoons, 1815
2: Trooper, 2nd Dragoons, 1815
3: Corporal, 6th Dragoons, 1815



1: Officer, Royal Horse Guards, 1814
2: Trooper, 1st Regt. of Life Guards, 1815
3: Private, Royal Waggon Train, 1812

whole of the loss of the Brigade occurred. The Greys suffered from being completely exhausted, their horses spent. Jacquinot's lancers and the 3rd and 4th Chasseurs were fresh, in good order and superior in numbers. . . .'

The Regular Trumpet Soundings

Reveille

In camp at daybreak but in cantonments a quarter of an hour before morning stables.

Morning Stable Call

At 6am from 11 March to 31 August, but at 7am from 1 September to 10 March. For field days or marches the call was one hour before 'Boots and Saddle'.

Mid-Day Stable Call

At noon, except after a march or other duty which kept the dragoons out later than 10am, in which case the sounding was one hour before the orderly hour.

Four o'Clock Stables

At 4 pm (except when the summer sound was later than 2pm, in which case the call was omitted). [sic]

Evening Stables

At 7pm.

Boots and Saddle

One hour before 'To Horse' for Squad Parades.

To Horse for Squad Parades

In cantonments $\frac{1}{2}$ hour (but in camps and barracks 20 minutes) before 'To Horse' for General Parades.

To Horse for General Parades

At times which were specified in orders.

Draw Swords & Return Swords

Sounded only when ranks were in open order or when intended to pay compliments.

Parade March

Sounded at reviews, etc., according to regulation.

Parade Call for Squad Parades

Sounded for parades on foot. In cantonments $\frac{1}{4}$ hour (but in camps or barracks ten minutes) before 'Parade Call for General Parades'.

Parade Call for General Parades on Foot

At times which were specified in orders.

Officers' Call

Sounded for all officers.

Corporals' Call

Sounded for all corporals. If repeated it was for deputies also.

Trumpeters' Call

Sounded by the trumpet major and for all trumpeters.

Orders

For the orderly corporals.

Dinner Call

Sounded for officers and men at such hours as were ordered. It was usually at 12.30pm for the men.

Watering Call

Sounded at 6am and at 4pm when in camp.

Setting the Watch

At 8pm from 1 September to 10 March and 9pm from 11 March to 31 August. In camp it was sounded when the sun set.

Alarm Call

Sounded in case of fire or when troops had to repair to a place of rendezvous.

To Arms

Sounded in two parts—first for the men, immediately followed by a second call for the officers.

Parley Call

Sounded by a trumpeter when accompanying a flag of truce.

March

Trot

Gallop

Charge

Halt

Retreat

Rally

Turn out Skirmishers

Cease Firing

Call in Skirmishers

These were all Fields Calls which were only sounded when ordered. They were in general only used when the troop was in line. The usual exception was when the men were skirmishing.

The Volunteer Cavalry

The great Volunteer Army of the last decade of the 18th and first few decades of the 19th centuries did not only include the plethora of infantry units which were widely illustrated at the time by Rowlandson and others. There were, in addition, many cavalry corps; in 1806 the mounted part of the Volunteer movement had reached a national strength of over 30,000 officers and men.

It was usual to prefix the title 'Cavalry', 'Light



Detail of the collar and epaulettes of Captain Cludde's coat. Note the crown and foliated RHG cypher on the flat gilded buttons, and the extraordinary design of the epaulettes.

Horse' or 'Yeomanry' with the locality in which they were raised, and usually commanded by either the squire or the lord of the manor. Hence 'Maidenhead Cavalry', 'Bucks Cavalry', the 'Penwith Cavalry' and so on.

Uniforms varied; many units appear to have elected to be dressed in good British scarlet, but others wore blue. For example, the aforementioned 'Penwith Cavalry', commanded by the local magnate Maj. Lord de Dunstonville, were dressed (no doubt at his expense) in light blue with scarlet facings, white breeches and helmet caps.

In London the same principle applied, and the various reviews of the Volunteers held before His Majesty confirm that in the early period there were eight cavalry units dressed in either blue (Loyal Islington, Westminster, Battersea, Clapham, Wimbledon and Deptford) or scarlet (Clerkenwell and Lambeth). A year later two additional units had been formed (Blackheath, in scarlet, and Richmond, in blue). As time passed some of the smaller units disappeared or were absorbed into the wealthier and larger units. For example, the Westminster and Southwark corps acquired more flamboyant titles, becoming 'The London and Westminster Light Horse Volunteers' and the 'Southwark Yeomanry Cavalry'.

In July 1799 the King reviewed the Volunteers of Surrey on Wimbledon Common, and the list of cavalry units present confirms there were a total

of 676 officers and men on parade. They included the Surrey and Richmond Yeomanry; the Battersea and Streatham, and Holmside Volunteer Cavalry; and the Clapham, Croydon, Wimbledon, Lambeth, Wandsworth, Southwark, and Woking Cavalry.

A general account of the strength of Volunteer Cavalry was given in a statement in the House of Commons in March 1806, and this confirmed that in Surrey the units had an overall strength of 787 officers and men—which, bearing in mind the size of the county, gives a fair picture of the type of local response to the patriotic fervour of the time.

Uniforms

Orders of Dress: a précis of part of the Standing Orders of the Royal Horse Guards (The Blues), 1814¹

Review Order

Fully accoutred in the best of everything, with horse furniture. Troopers' cloaks rolled with the buff side outwards and carried behind the saddle. Either pantaloons, jackboots and spurs of leather breeches, light boots and spurs. Gauntlets with the jackboots, short leather gloves with the light boots.

Review Order on Foot

As above except for orders regarding the horse.

Order for Divine Service

Best laced hats, officers in Full Dress and the troopers in best coats. Officers to wear buff leather or kerseymere breeches and short buff leather gloves with light boots and spurs. Troopers to wear buff leather breeches, shoes and leggins and gloves. All ranks to carry sidearms.

Marching Order

Fully accoutred with the cloaks carried before the saddle. Baggage cases uniformly fastened. Stable collars on the horses. Reins uniformly fastened but no horse furniture (i.e. housings or holster caps). Officers to wear plain hats, frocks, overalls and gloves. Troopers to wear second best dress. The horse cloths to be packed between the baggage and the waterdecks except when the blankets are

¹ The orders refer to the uniform worn until the end of the Peninsular War.

carried there in which case they are folded to the shape of, and carried under, the saddles. This applied especially when the horses were in a low condition and then had no blankets. Corn sacks were hung across the saddles behind. When no corn was carried the bags were packed in the baggage cases.

Haversacks, except when provisions were carried in them, were packed in the baggage. When worn they were carried on the right shoulder, hanging on the left side. The canteens were carried on the same side. Blankets were folded and carried under the waterdecks except when due to the horse's condition it was necessary to carry them folded under the saddles.

Nosebags and billhooks were carried in the water buckets which were hung from the rear ring of the saddle behind. Picquet posts were strapped to the carbines. Breast lines were carried on the baggage cases. Other camp articles were carried by the bat horses or on the waggons.

Light Marching Order

As above described except that the troopers did not carry carbines, and took with them no more baggage than they needed for their duty and the length of time which they were expected to be absent.

Field Day Order

Fully accoutred without horse furniture or collars. Officers to wear plain hats, frocks, overalls and either gauntlets or short gloves. Troopers to wear the second dress and have their cloaks folded blue side out and carried before the saddle.

Light Field Day Order

As described above but without carbines.

Under Arms on Foot

Officers to wear morning dress with plain hats, the broadsword and the shoulder belt. Troopers to wear the ordinary day dress if not otherwise ordered and fully accoutred.

On Foot with Sidearms

Officers to wear the waistbelt and small sword. Small sword on the shoulder belt for the quartermaster. Shoulder belt and broadsword for the troopers. All to be dressed as described Under Arms.

On Foot without Arms

As described above but without arms and accoutrements and each with a regimental cane or

switch carried in the right hand. The officers to wear sashes. If the officers are ordered to wear sidearms they can be without the canes.

On Foot Escort Duty

Corporals to be armed with the broadsword on the shoulder belt. Troopers to have pistols and cartouche belts. The whole in the second best hats and coats and in trousers and shoes. Should an officer be ordered on this duty he will be mounted and as in light marching order.

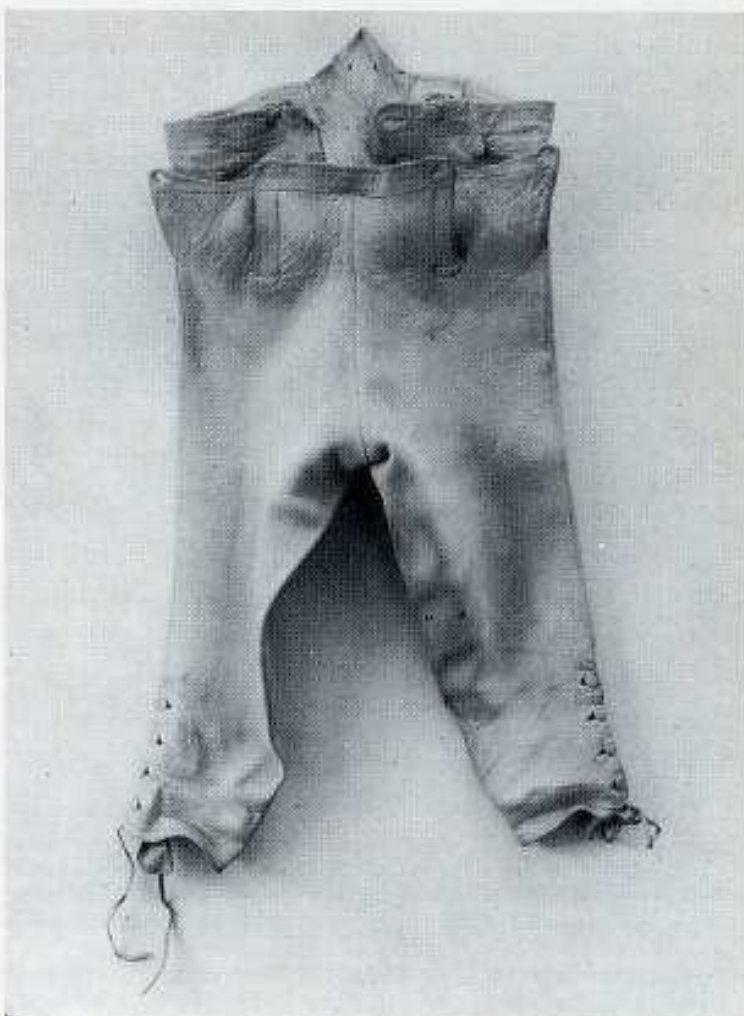
Riding School Order

Curb bridles with stripped saddles. Troopers to have cloaks folded blue side outwards and carried behind the saddles. Officers to wear morning dress with hand whips, to wear sashes but no sidearms. Troopers to wear stable jackets, caps, boots and spurs and to be with switches.

Watering Order

Officers to wear morning dress with sidearms and hand whips and, if not otherwise instructed, to attend dismounted. The quartermasters who were

The heavy cavalry buckskin breeches.





4th (Royal Irish) Dragoon Guards officer's pattern coat for the period 1798-1800. The rear shows the neat arrangement of the lace loops and buttons at the waist and in the skirts. Note the small facing colour cloth-covered buttons on the cuffs, and the plain white turnbacks. This type of coat gave way to the short-skirted, workmanlike jacket shown in the *British Military Library prints*.



not on other duty were always to be mounted at general parades, but at ordinary watering parades which were not superintended by the orderly officer one mounted quartermaster was considered sufficient. Troopers to wear stable jackets, gloves, trousers, shoes and to carry switches. Horses to be in bridoons and to have horsecloths uniformly folded and fastened with surcingles.

Working and Stable Dress

The men generally can work in waistcoats and trousers particularly within the stables, camp or barracks; but should a party be ordered to parade in 'working dress' in the street or to march out of camp or barracks they must assemble in watering order without switches or gloves and, if ordered, to be superintended by an officer who will be in morning dress with sidearms, except he is the orderly officer.

Guards

All stationary guards are dressed in ordinary day dress, armed as may be ordered. If they are to march to a distant station they must parade in cloaks and watering caps neatly and uniformly packed, otherwise they are to send for them afterwards.

Morning Dress

Officers to wear watering caps within the camp or barracks or when on actual duty visiting their stables before the orderly hour in cantonments; otherwise plain hats, frocks, short gloves, sidearms when they are to appear in public, and from May to September buff leather or kerseymere breeches, light boots and spurs. From October to April overalls, etc. For the troopers, caps, trousers and jackets. If not ordered to the contrary the morning dress must always be changed to 'Ordinary Day Dress' as is directed under that head.

Ordinary Day Dress

This order of dress commenced when the officers were dressed for dinner and immediately after the duty of mid-day stables for the troopers, or

even sooner 'if they are to leisurely appear in public'. For officers it was plain hats, dress coats, short gloves, buff leather or kerseymere breeches, light boots, spurs and sidearms. For the NCOs and troopers it was second dress with leather breeches, leggins and shoes. Troopers could also be ordered to appear with sidearms at the direction of the commanding officer of the quarter. This ought to be done when the regiment was mixed in with other regiments or corps. When that was not the case the men were ordered to walk with switches in their hands.

General Directions

When the troops had been reviewed or had been ordered for parade for divine service, or had commenced any march but were no longer under specific orders they continued to wear the same dress, hats, coats, breeches or overalls, substituting light boots for the officers and shoes, etc., for the troops but after a Field Day or Parade in Marching Order those orders of dress continue, only 'Morning Dress' for officers pertaining, substituting sidearms for the crossbelts until they dressed for dinner. Officers wore black velvet stocks, buckled or hooked behind on all occasions. Dress coats were worn with the lapels buttoned back when on parade and close hooked from top to bottom with a little of the shirt frill appearing above the uppermost hook. Off parade the officers' coats could be worn with the lapels buttoned over, showing the blue side. The frocks were buttoned from top to bottom at all times, with a little of the shirt frill appearing above the uppermost button. The stable jackets were also buttoned from top to bottom with the shirt frill out of sight.

Laced hats had to be worn forward on the head nearly covering the right eyebrow and leaving the left eyebrow uncovered; the right cock had to be about five inches forward of the left; the feathers had to be eight inches above the front binding of the hat and to have two inches at the bottom red the remainder white, and to be perfectly upright. The plain hats were worn, by the officers, with one cock before and the other behind so that the feathers, button and loop were on the right side of the head. The feather in the plain hat was ten inches above the binding and was bent backwards. The sash was worn outside the coat and when the shoulder belt was worn it

went over that and was tied on the wearer's right side.

Court Dress

This order of dress related to officers only and comprised the laced hats; dress coats, always worn hooked close with the lapels buttoned back; small swords suspended from a locket on a waistbelt worn under the coat; buff kerseymere breeches with knee buckles; white silk stockings with shoes and buckles, and short topped leather gloves but no sash. When the commanding officer sanctioned the custom of the officers taking off their swords and cartouche belts but not the sword belt, they had to place them in such a place as to be ready to replace them at a moment's notice.

Order for Officers Attending Balls and Assemblies in Cantonments

Ordinary Day Dress was worn and the same dress



4th (Royal Irish) Dragoon Guards — the rear of a Paymaster's coat, showing the plain 'herringbone' arrangement of stitching around the buttons in the skirts in lieu of lace. The front had, no doubt, a similar plain appearance with no lace bars. However, it is interesting to note the pattern of lace and design of the cuffs. The pattern corresponds with the 'train' lace introduced in 1812, and the style is the gauntlet cuff which came in at the same time.

was worn anywhere when the Royal Family were expected. NB: Officers must always appear in proper spurs as intended for whatever boots they were wearing and at all mounted and accoutred parades without horse furniture they had bearskin flounces.

Quartermasters

Were ordered to attend to and be governed by all the foregoing rules and orders relative to dress, accoutring and colouring (buff) and in the modes prescribed for the wearing of hats, clothes, etc.

The De Bosset Diagrams

In 1803 Charles Philip De Bosset, a lieutenant in the Swiss Regiment De Meuron then in the British service, published a series of diagrams which illustrated the cavalry uniforms of the period. There is a coloured panel representing each regiment giving the colour of the coat, facings, lace and breeches. The plate is also embellished with a number of groups of figures which give a general indication of the shape and character of the uniform. The colours for the Heavy Cavalry are as follows:

| <i>Regiment</i> | <i>Coat</i> | <i>Facings</i> | <i>Lace</i> | <i>Remarks</i> |
|--------------------|-------------|----------------|-------------|--|
| 1st Life Guards | Scarlet | Blue | Gold | Loops in pairs |
| 2nd Life Guards | Scarlet | Blue | Gold | Scarlet collar, blue collar patch. Loops in pairs. |
| Royal Horse Guards | Dark blue | Scarlet | Gold | No loops on lapels. |

Dragoon Guards

| <i>Regiment</i> | <i>Coat</i> | <i>Facings</i> | <i>Lace*</i> | <i>Remarks</i> |
|-----------------|-------------|----------------|--------------|----------------|
| 1st | Scarlet | Blue | Gold | Loops in pairs |
| 2nd | Scarlet | Black | Silver | Single |
| 3rd | Scarlet | White | Gold | Loops in pairs |
| 4th | Scarlet | Blue | Silver | Loops in pairs |
| 5th | Scarlet | Green | Gold | Loops in pairs |
| 6th | Scarlet | White | Silver | Loops in pairs |
| 7th | Scarlet | Black | Gold | Loops in pairs |

* The fronts of the Dragoons Guards' jackets are edged with a band of vertical lace.

Dragoons

| <i>Regiment</i> | <i>Coat</i> | <i>Facing</i> | <i>Lace</i> | <i>Remarks</i> |
|-----------------|-------------|---------------|-------------|----------------------------------|
| 1st | Scarlet | Blue | Gold | Loops in pairs |
| 2nd | Scarlet | Blue | Gold* | Loops in pairs, men's lace white |
| 3rd | Scarlet | Blue | Gold | Loops in pairs |
| 4th | Scarlet | Green | Silver | Loops in pairs |
| 5th | — | — | — | — |
| 6th | Scarlet | Yellow | Silver | Loops in pairs |

* Note that the 2nd Dragoons have gold lace for the officers but white loops for the men and that De Bosset makes no mention of the special bearskin caps for this regiment.

The Dragoons of the King's German Legion are not shown.

The Hamilton-Smith Diagrams

Charles Hamilton-Smith produced charts of uniforms for 1812. For the cavalry these provide details for the period after the major changes of 1812.

1st Life Guards

Scarlet jackets with blue collars and cuffs and gold lace. Square-ended loops in pairs on blue lapels. White breeches. Yellow buttons.

2nd Life Guards

Scarlet collar with blue patches on the fronts, otherwise the same as the 1st Regiment.

Royal Horse Guards

Dark blue jackets with scarlet collars, cuffs and lapels. Gold lace. Yellow buttons but no loops on lapels. Buff breeches.

Dragoon Guards

All the jackets are shown red with facing colour collar and cuffs. The collars have red patches on the fronts. The jackets have broad lace down the fronts and worsted girdles with stripes. White breeches. The 'light' down the centre of the breast lace and the stripes in the girdles are of the 'train' lace pattern, with tiny bars crossing the facing colour.

| <i>Regiment</i> | <i>Jacket</i> | <i>Facings</i> | <i>Lace*</i> | <i>Girdle</i> |
|-----------------|---------------|----------------|--------------|---------------|
| 1st | Red | Blue | Yellow | Yellow |
| 2nd | Red | Black | White | White |
| 3rd | Red | **White | Yellow | Yellow |
| 4th | Red | Blue | White | White |
| 5th | Red | Green | Yellow | Yellow |

| Regiment | Jacket | Facings | Lace* | Girdle |
|----------|--------|---------|--------|--------|
| 6th | Red | White | White | White |
| 7th | Red | Black | Yellow | Yellow |

* Officers' lace was gold or silver.

** In 1815 the 3rd changed the facings to blue and in 1819 to yellow.

Dragoons

All the jackets are shown red with facing colour collar and cuffs. The front lace goes right up the front of the collar to the top edge and there is no red patch. The lace and girdles have 'stripes' in solid colour.

| Regiment | Jacket | Facings | Lace | Girdle |
|----------|--------|----------------|--------|--------|
| 1st | Red | Blue | Yellow | Yellow |
| 2nd | Red | Blue | *White | White |
| 3rd | Red | Blue | Yellow | Yellow |
| 4th | Red | Blue/ green | White | White |

| | | | | |
|-----|-----|--------|----------|-------|
| 5th | — | — | — | — |
| 6th | Red | Yellow | **Yellow | White |

* In the 2nd Dragoons (The Scots Greys) the officers' lace was gold, but until 1813 the rank and file had white lace.

** By 1815 the officers had silver lace and the rank and file white. This may be an error in the colouring of the diagrams.

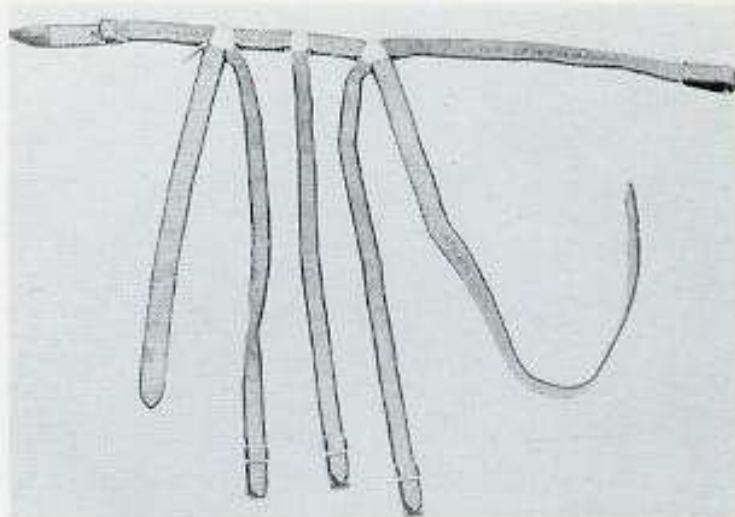
The Plates

A1: Officer, 1st Regiment of Life Guards, circa 1790

A2: Officer, Royal Horse Guards, circa 1800

A3: Trooper, 1st Regiment of Life Guards, 1807

In 1788 the two existing troops of Life Guards and the Horse Grenadier Guards, which were considered very poor troops, were disbanded, and in their place two new regiments of Life Guards were formed. The two new regiments absorbed the better elements of the old Horse Grenadiers and new recruits were welcomed although the officers continued to be drawn mainly from the nobility and landed gentry. The establishment for the newly formed 1st Regiment was: one colonel, one lieutenant-colonel, one major, four captains, 4 lieutenants, 1 lieutenant adjutant, 4 cornets, one surgeon, four quartermasters, eight corporals,



The heavy cavalry officers' sword belt and sabretasche slings. Note the snake clasp instead of the more usual rectangular plate (but see Major Bingham's portrait); and the metal attachment to the left hand ring, enabling the sword to be worn hooked up.

Lt. Col. Sir John Slade, 1st Royal Dragoons, in a caricature by R. Dighton which points up the preposterously large cocked hats and voluminous neckcloths of the period, yet retains a very tough and soldier-like appearance.





Heavy Cavalry in Watering Order, circa 1807—deceptively plain but very interesting watercolour by J. Atkinson, which shows the soft bonnet used as a watering cap, the short stable jacket, and the white duck buttoned overalls. The right hand figure has a number '2' on his cap, and there is some other form of lettering on the bucket. The troopers have long queues. The horse on the right is covered by the 'cloth' mentioned in stable orders, and all the mounts have the head stall only.

four trumpeters, one kettledrummer, 196 privates and a chaplain.

A1 is taken from a portrait of an officer of the 1st Regiment by Sir Kerr Porter, dated 1790. It shows a very plain cuff, with no loops on the sleeve as could be expected. Lace on the hats was ordered to be of a strictly regimental pattern, and the feathers were mounted on stout whalebone to keep them upright. On field days, and for all mounted duties with the men, the officers were instructed to secure their hats by ribbons tied under the queue. Orders relating to the hair were very detailed; queues had to be of the same length and thickness as those ordered for the men, the hair ribbons were black silk with three-inch ends to the bows, and their side locks were curled or frizzed to cover the ears.

A2 is an officer of the Royal Horse Guards (not Household Troops at this time, but carrying out similar duties) from a drawing by Dighton, executed about 1800. It shows the preposterous development of the cocked hat, now worn across the head in the bicorne style. Note that for this regiment belts were ochred, the breeches were buff, and the crimson flask cord was being worn by officers as well as the men. The horse furniture at this period was scarlet, trimmed with double

bands of gold lace showing a red stripe between them, and carried a device composed of the Garter with the Royal Cypher in the centre with the Crown overall, in the hind corner of the housings, and the Crown and Cypher only on the pistol holster flaps.

A3 is taken from a print by J. Atkinson and shows the uniform of troopers of the Life Guards, circa 1807. The front of the coat has blue lapels with nine or ten square-ended gold loops at equal distances. The bottom edge of the front of the coat is curved, and the white turnbacks come round to terminate at the centre line of the coat in the same style as the officer's coat shown in *A1*. Note, however, the more elaborately decorated sleeve, and the double loop of lace at the waist at the rear. Note also that the troopers carried both sword and bayonet. The only difference between the uniforms of the 1st and 2nd Regiments of Life Guards at this period was in the collar: red with blue patches and gold lace for the 1st Regiment, and blue with red patches and gold lace for the 2nd. In Broughton's book of plates, *The Dress of the Life Guards*, a similar figure is shown, except that it has a single-breasted coat with gold loops, similar to that worn by the Dragoon Guards and Dragoons; close examination of the original drawing, however, shows a line indicating where the lapels would terminate, and suggests the colourist made a mistake.

B1: Trooper, Royal Horse Guards; Flanders, 1794

B2: Sergeant, 2nd (The Queen's) Dragoon Guards, circa 1799

B3: Trooper, 2nd (Royal North British) Dragoons, circa 1807

B1 is a reconstruction of the uniform worn by troopers of the Royal Horse Guards at the outset of the 1794 campaign in Flanders. Four troops served with the Duke of York, and cuirasses were issued before they embarked for the Continent. These were, with little doubt, the old cuirasses worn by the regiment during the earlier campaigns in Germany and the Low Countries. According to Packe's *History of the Regiment* they soon proved 'more cumbersome than convenient'; rapidly rusting in the wet conditions, they were dumped in store, and eventually returned to the UK. The details of the plain black hat with its red-tipped,

black feather, the blue coat with scarlet facings and skimpy gold or tinsel lace, and the pouch on the waistbelt are derived from a painting by George Morland and a contemporary drawing by a Flemish artist in the Lawson collection. Note that the flask cord was being worn.

By July 1796, a warrant specified that heavy cavalry were to have shorter skirted jackets made so as to clear the saddle when the soldier was mounted. The coats were to be single-breasted and to button to the waist, covering the waistcoat. The new clothing had collars, cuffs, shoulder straps and turnbacks of the facing colour, and red wings which were trimmed with cord and strengthened with metal plates to withstand sword cuts. The coats were decorated down the foreparts with square-ended white worsted loops; there were two similar loops on the collar fronts (those on the left with buttons) and there were loops on the cuffs and sleeves, in the skirts, and at the rear waist. The shoulder straps were also edged with white cord. Dragoons had round cuffs and Dragoon Guards indented cuffs, but this is hardly noticeable in prints and portraits, and they were usually covered with gauntlet gloves. Hamilton-Smith shows Dragoon Guards still wearing facing colour lapels in 1800, but Dragoons with the coat described above. It is likely that in a period of transition some regiments received the new clothing earlier than others. Sergeants of the 2nd Dragoon Guards—see *B2*—were ordered to wear two black stripes (i.e. the facing colour) on the right arm, while corporals wore one similar stripe and the sergeant major three. Sergeants were ordered by the 1768 Warrant to be further distinguished by gold or silver buttonhole looping and to wear crimson spun silk waist sashes which, in the 2nd Dragoon Guards, were wound twice round the waist and tied in front, with the ends hanging halfway down the thigh. For dismounted duties Sergeants wore long black woollen leggings and carried their swords on a shoulder belt (i.e. crossed belts), and were further armed with firelock and bayonet which they fixed when the men fixed theirs. They wore white gloves and carried regimental canes.

B3 shows a trooper of the 2nd Dragoons wearing the jacket described above but with the fur cap which was the regimental distinction; it is taken

from a water colour painting by C. Hamilton-Smith, dated 1807. The painting confirms the blue turnbacks and loops in the skirts, the red cloak rolled over the front of the saddle, the soft brown ovaloid valise behind, the brown saddle and girth, and a brown fur over the saddle. The headstall, bridle and reins are pale fawn and the horse has a scarlet brow band and rosettes.

C1: Officer, 1st (Royal) Regiment of Dragoons, 1799

C2: Officer, 3rd (King's Own) Regiment of Dragoons, 1800

C3: Officer, 4th (Royal Irish) Regiment of Dragoon Guards, circa 1806

In 1799 an important series of prints was published showing the uniforms of the British Army at that time. They were entitled the 'British Military Library' series, and figure *C1* is taken from that source. The text which accompanied the plate stated that the regimental badge was 'a horseshoe enclosing 1st D encircled in a wreath of laurels'. A tailor's description of an officer's jacket of the period is as follows: 'Scarlet jacket, blue cuffs, collar, and turnbacks, edged all over with white cassimere. Two holes in the collar and 10 down before, by twos, and a vacancy left between the lower pair of holes for the sash: one hole in the cuff and one above. Cuffs laced round and up the hind seam to form a French R.G sleeve [sic] and the cuffs a little open underneath. Turnbacks laced round, no ornaments and no flaps. Shoulder straps laced on scarlet cloth, and as small as the lace will permit. Lined throughout with white ratinette. Collar, breast, and skirt lining, white cassimere. Breast pocket inside, left side facing. Twelve coat and eight breast gold doom [sic] buttons. Gold figured lace.' A later version of the coat reads almost the same except that there were ornaments on the turnbacks.

C2 illustrates the order of dress worn by Dragoon officers in the evenings. A black silk stock was worn, tied at the rear with no part of the shirt showing except a small portion of the frill. In quarters this style of dress was worn with breeches and hussar boots. For dress or ceremonial occasions half boots were worn, or alternatively, silk stockings with buckled shoes. In full dress the jacket was buttoned over but worn with silk stockings and shoes and the sash was discarded.



5th (Princess Charlotte of Wales's) Dragoon Guards, circa 1815 — an officer's sword belt and sabretasche. The latter has a dark green leather case, and a green velvet face with gold lace and embroidery. The Peninsula scroll beneath the cypher is red velvet. The crown is in full colours. The belt and straps are green faced gold, and the buckle is gilt with a silver badge.

Knee and shoe buckles were gilded. In the 3rd Dragoons the cap was worn instead of the hat on all regimental parades when the men wore it, and white gloves were always worn on such occasions. The central figure shows the coat in accordance with the de Bosset diagrams of 1803. However, a tailor's description of an officer's jacket of a later period describes considerable differences, viz: 'Scarlet with blue collar, cuffs, and turnbacks. Nine holes in the breast by threes. Two holes each end of collar. Breast buttons in front end of collar holes on right side. Turnbacks and cuffs (edges) only laced. Cuffs laced round the top and sides, two gold loops, one in the middle of the cuff, the front end of which dies [sic] under the lace, the other a regular distance above in the sleeve. Pockets in the plait, no turnouts [sic]. Turnbacks sewn down. Narrow gold lace roses with breast buttons in the middle and edged with blue and white [These would be the ornaments at the junctions of the turnbacks.] The whole coat edged

with white cassimere, the collar all round.'

From Inspection Reports and a Lacemaker's Old Pattern Book we know that in October 1813 the overalls of the officers had a 2½in. gold lace stripe of the 'orris' pattern up the outward seams 'shot' with a blue stripe like their jacket lace. In 1803 the men of the 3rd Dragoons were wearing blue overalls with buttons down the outside of the legs, which they drew on over their breeches and boots. Unless in Review Order they wore high black leather caps with yellow metal plates in front.

C3 is taken from a splendid watercolour portrait of an officer of the 4th Dragoon Guards by Robert Dighton, which highlights the neatness and smartness of the heavy cavalry uniform of the period. In 1811 six troops of this regiment joined Wellington's army in Spain; they were present at the sieges of Ciudad Rodrigo and Badajos, at Lleira, and took part in the advance on Madrid, from whence they retired with the army into Portugal.

D1: Officer, 6th (Inniskilling) Dragoons, circa 1811

D2: Trooper, 3rd (Prince of Wales's) Dragoon Guards, 1811

D3: Officer, 1st (King's) Dragoon Guards, 1813

Around 1800, heavy cavalry regiments took into use cylindrical shakos, very similar to the infantry cap of the period but with movable peaks, which were worn on service and with other orders of dress by both officers and men. Hamilton-Smith shows these caps in his watercolours of 1800 worn by the 1st, 3rd, 4th and 6th Dragoons. The caps in his tiny drawings have yellow plates on the front, white-over-red plumes on the left side, and dark-coloured cloth bags hanging on the right side with tassels. The old cocked hat appears to have been retained, in most regiments, for dress occasions, but in some cases it may have been discarded altogether.

There are three portraits showing officers of the 6th Dragoons wearing the cap—see *D1*. They are of Capt. St. Aubyn, Capt. J. Brown, and one unnamed officer, by R. Dighton. The last-named portrait shows the square peak turned up, and elaborate cap lines, but otherwise the details agree. In Capt. Brown's portrait, which has the peak folded down, '6D' is clearly seen below the star,

and the cockade is black, not silver. A Castle of Inniskilling motif is seen in the centre of the star. Capt. Brown also has white breeches and boots instead of the grey overalls shown by Dighton. Dighton's painting has been very carefully executed and seems, without doubt, to have been taken from life. In the rearground troopers in caps are fighting the French. A similar cap of the King's Dragoon Guards still exists, and has an ornate 'KDG' cypher on the front.

By contrast, figure *D2* shows a trooper of the 3rd Dragoon Guards in Spain in 1811, from the reminiscences and drawings of Lt. Col. Luard, who served in that campaign. His description of the 'old heavies' in the field mentions 'plush breeches and boots to the knee'. He adds that the boots never looked clean and the breeches were always dirty. The cocked hats '... being exposed to the weather and carelessly thrown down in camp acquired all sorts of curious shapes ... every man had a "cock" of his own regardless of the fashion ... some put chin scales on their hats and others leather straps or ribbons to secure them to the head by tying under the chin ... officers of the Staff and others who wore the high cocked hat soon learnt the inconvenience of riding with a headdress [so] difficult to keep on. ...'

D3 is taken from a portrait of Lt. Robert Tooley Hawley of the 1st Dragoon Guards and is important in showing the uniform worn during the transitional period when the old cocked hats and caps were discarded in favour of helmets. The first heavy cavalry helmet was proposed as early as 1810, but was not authorised until March the following year. The first pattern had a long woollen crest or 'roach', very similar to those worn by the French Carabiniers, and later adopted by the Household Cavalry and shown here as Plate *F3*. However, for some reason this type of helmet was found unsuitable for the Dragoon Guards and Dragoons; and consequently a second pattern, as worn here by Hawley, was taken into use. It closely resembled the French Dragoon helmet. It was ordered to be taken into use in August 1812, but some regiments appear to have begun using it before then. In 1811 it was also ordered that the heavy cavalry jackets should be altered, substituting vertical bands of broad lace for the lace loops, and replacing the single row of buttons with

hooks and eyes; but in Hawley's case he still wears his old pattern jacket as late as 1813.

E1: Officer, 1st Regiment of Dragoons, King's German Legion

E2: Trooper, 2nd Regiment of Dragoons, KGL, in Heavy Marching Order

E3: Officer, 2nd Regiment of Dragoons, KGL, Marching Order; Spain, circa 1812

Von Bock's Heavy Dragoons of the King's German Legion achieved lasting fame near the village of Garcia Hernandez, Spain, on 23 July 1812, when they attacked and destroyed French cavalry and several battalions of infantry in square. During a charge by the 1st Regiment on a large square of elements of the 6^e Infanterie Légère, which had two ranks of men kneeling and four standing, all with levelled bayonets, a loose horse was shot and fell across the bristling bayonets, thrashing in agony and scattering the nearby

Royal Horse Guards (The Blues): a caricature by R. Dighton showing the uniform of Captains Packe and Fenwick in 1805. Note the manner in which the flask cords are retained on the pouch belt.



Frenchmen. Rittmeister von Usslar Gleichen saw his chance and led his cheering squadron through the gap and in a few minutes they had destroyed the square, hacking down any who resisted and capturing the rest. Meantime, Rittmeister von Reitzenstein led another squadron in a similar attack on a second square (believed to have been the 69^e de Ligne) who, seriously shaken by witnessing the fate of their comrades, promptly broke, and were similarly routed. The remnants of the two squares subsequently re-formed under the protection of a regiment of French Dragoons, but were again attacked and finally put to flight. The 1st Dragoons lost three officers, one sergeant, and 27 privates killed, and the 2nd Dragoons, one officer, two sergeants, and 46 privates killed in this fight. Together, the regiments lost 107 horses. To appreciate the impact of this exploit fully, one must remember that it was the 'conventional wisdom' of the day that squares of unbroken infantry were invulnerable to unsupported cavalry.

Each of the two regiments had a staff composed of a colonel commandant, two majors, an adjutant, a paymaster, a surgeon, two assistant surgeons, a veterinary surgeon, a sergeant major, a paymaster sergeant, a saddler, a riding master, and a shoeing smith ('Kurschmied'). Each regiment was formed in four squadrons each of two troops. Each troop (called a 'Kompagnie') was commanded by a 'Rittmeister' (captain) with one 'Leutnant', 1 'Kornette', one quartermaster (until 1809, then a troop sergeant major), four sergeants, four corporals, one trumpeter and 76 troopers. Each of the regiments had its kettle-drummer, eight trumpeters and eight musicians. Troops were lettered A to H, and the squadrons were numbered 1 to 4. Troops could also be distinguished (as far as practicable) by horse colours. 1st Regiment: Troop A = dark browns, B = dark browns, C = blacks, D = blacks, E = chestnuts, F = dark browns, G = dark browns, H = dark browns. 2nd Regiment: Troop A = chestnuts, B = chestnuts, C = browns, D = blacks, E to H Troops = browns. All trumpeters and musicians were mounted on greys. Due to severe losses it became impossible to keep to this pattern towards the end of the Peninsular War. It was noted by several diarists,

and by Wellington, that the German heavy cavalry were well mounted and took considerable care over the well-being of their mounts.

All three figures are taken from German sources. *E1* and *E3* are from paintings of the uniforms of the 1st Regiment, executed by a former officer of the corps. *E2* is from the plates in Beamish's *History*, from a watercolour by a German artist named Nessel, and from Professor Knötel's *Uniformenkunde*.

E1 shows the order of dress normally worn in the mess, quarters, and cantonments, and confirms that the KGL heavy cavalry also wore the cap favoured by so many British heavy cavalry regiments. In this case the cap has the cloth bag shown by Hamilton-Smith, and is the only representation known of a star badge being used by the Legion cavalry. *E2* shows the Heavy Marching Order worn by troopers and NCOs of the 2nd Regiment. The original shows a blue cloak rolled over the front of the saddle, a blue blanket under the saddle, and a rectangular valise, piped red, with KGL and some other lettering on the ends. *E3* shows heavy marching order for officers, as worn in Spain. In the background is an officer wearing the full dress long-tailed coatee worn by the Legion Heavy Cavalry.

An Inspection Report dated 1805 states that the troopers had hats only, but a further report in the same year adds that they had caps but that the sergeants and trumpeters had hats only. After their conversion to Light Dragoons the regiments were in Belgium where, in 1814, a report states that half one regiment were in red and half in the new blue clothing, and that the red coats were so tattered that the men paraded in stable jackets (see also Plate F, MAA 126, *Wellington's Light Cavalry*).

F1: Trooper, 1st (or King's Own) Regiment of Dragoon Guards, 1812-13

F2: Officer, 5th (Princess Charlotte of Wales's) Regiment of Dragoon Guards, 1812

F3: Trooper, 3rd (King's Own) Regiment of Dragoons, 1812

During 1811-12, helmets began to be issued to replace the old cocked hats and caps, and web girdles were introduced. A new jacket was approved. It was fastened down the front with

hooks and eyes and was edged all round, except the collar, with a broad lace—gold or silver for the officers, and yellow or white worsted for other ranks. The broad lace had a central 'train' (stripe) of the facing colour, which was barred horizontally with worsted so that it resembled a ladder. Two rows of this broad lace showed on the foreparts of the coat, and it was similarly laced along all the edges of the facing-colour turnbacks.

The Dragoon Guards had, as a distinction, a scarlet patch on each collar front of the same width as the fronting lace; they also had facing-colour gauntlet-style cuffs, which were laced along the top and rear edges. The skirts of this new jacket were very short, $9\frac{1}{2}$ ins. from the waist to the bottom edge, and only $6\frac{1}{2}$ ins. wide at the lowest point. The turnbacks commenced from the waist, in front, and curved away and down so as just to touch the saddle when the wearer was mounted. Officers had gold or silver rosette ornaments at the junction of their turnbacks, and gold or silver twisted cords on the shoulders of their jackets. The NCOs and men had shoulder straps of the facing colour, trimmed with the lace.

The Dragoon regiments had no scarlet patches on their collars, and the lace fronting their coats went up to the top edge of the collar. They had pointed cuffs edged with lace. Subsequently, the scarlet patches which distinguished the Dragoon Guards were dropped, and from then onwards it became difficult to differentiate Dragoon Guard from Dragoon, especially when gauntlet gloves were worn. In the field the helmets, jackets, and web girdles were worn with grey overalls with a double stripe of either scarlet or the facing colour up the outer seams. The overalls had fawn leather booting.

C. Hamilton-Smith's plate of a trooper of the 1st Dragoon Guards—see *F1*—shows the uniform described above with the white breeches and jackboots worn on home stations. The web girdle is yellow with two blue stripes. Before the saddle is the red cloak rolled and protected by the brown waterdeck. Behind the saddle is a cylindrical red cloth valise lettered on its ends $K_G D$. The horse furniture comprises a blue cloth housing and holster caps edged with a double band of yellow lace. In the hind quarter is a device composed of the Crown over the Royal Cypher over $K_G D$ in



3rd (King's Own) Dragoons, circa 1813; this very clear back view by Hamilton-Smith confirms the design of the tails of the new jacket, and indicates the pointed cuffs worn by Dragoon Regiments. Note the detail of the pouch and carbine swivel belts, and that the sabretasche is supported by only two straps.

yellow embroidery. The decoration on the holster cap is not visible but would be similar. Note that, although Hamilton-Smith shows the second-pattern helmet with the horsehair mane, a Dighton painting of the same regiment shows the first pattern with a long 'caterpillar' crest of blue and red wool. The colours are arranged in bands across the entire length of this ornament.

F2 is an officer of the 5th Dragoon Guards in the old uniform from T. Goddard's work *Military Costume of Europe 1812* and has several interesting features. For example, note the collar edged all round with gold lace; the indented style of cuff, with its gold loop and button; and the arrangement of the gold loops on the sleeve above the cuff. The right forepart of the coat is provided with a scarlet fly along its edge, on which the buttons are set.

F3 is from a painting by Dennis Dighton and shows the first-pattern helmet, proposed in March 1812, which for some reason proved unsatisfactory. In this case the woollen crest has



Watering Order: Hamilton-Smith's plate shows troopers of Light and Heavy Cavalry wearing the dress worn for watering the horses after 1812. Note that the undress cap has now assumed the shape of the Scottish 'hummel' bonnet, and is worn with a short-waisted stable jacket and 'Russia' duck overalls. The horses have the minimum of furniture and are managed by the headstall only. The Light Cavalry trooper wears a blue jacket and the Heavy Cavalry man, in the rear-ground, wears red.

four hands of crimson; the peak is plain brass and is upswept: Note that the trooper wears the grey overalls with a double stripe of scarlet up the seams, and that he carries a plain black sabretasche on two straps.

- G1: Officer, 1st (Royal) Dragoons; service dress, 1815*
- G2: Trooper, 2nd North British Dragoons (The Scots Greys); service dress, 1815*
- G3: Corporal, 6th (Inniskilling) Dragoons; Marching Order, 19 June 1815*

The regiments of Ponsonby's Union Brigade each fielded three squadrons (of two troops) at Waterloo. According to Siborne the Royals had a strength of 394, the Inniskillings 396 and the Greys 391 men.

At this time each sergeant, corporal, trumpeter, and trooper received, at the charge of their respective colonels, the following species of clothing, all of the sealed pattern: helmet (or bearskin cap) once every three years, jacket once

every three years, pair of web breeches every two years, waistcoat every two years, and one pair of gloves annually. In addition, each man had to be in possession of the following necessities: pair of grey overalls, pair of white stable trousers, girdle, foraging cap, pair of shoes, horsecloth and surcingle, red valise, and cleaning articles for themselves and for their horses. The cloaks, boots and spurs were provided by the colonel. Saddlery and bridle comprised: saddle with leather-edged panels and pad with a brass cantle, pair of bearing flaps, leather cloak cover, girth with leather ends, crupper with double strap, martingale, breast-plate, pair of stirrup leathers, stirrup irons, pair of baggage straps, single baggage strap, set of cloak straps, holster and shoe case, pair of long and short holster straps, leather flounce, carbine bucket, a carbine strap and stay strap, a complete bridle with chain bridoon and collar, and a leather rein or rope covered in leather. Accoutrements were: curved cartridge pouch for 30 rounds with roller buckles, carbine belt with brass tongue, tip and slide, swivel, pair of straps for pouch to hang by, sword (1796 pattern with disc hilt), steel scabbard, sword belt and sabretasche slings, sabretasche, and a buff leather sword knot.

The figures show an officer of the Royals, a trooper of the Greys and a corporal of the Inniskillings depicted after the actions of 18 June 1815. The officer *G1*, wears the second-pattern helmet with horsehair mane and frontal tuft. He wears his sword belt over his gold and crimson girdle; and has grey service overalls with a scarlet stripe and buttons up the outward seams, and fawn leather booting.

Details of the trooper of the Greys, *G2*, are taken from the painting by James Howe executed in 1815, after the artist had escorted the regiment to Belgium, and entitled *The Scots Greys in Bivouac before the Battle of Waterloo*. Although this painting is rather primitive it has several features which could only have been taken from life and can therefore be considered the best source of information for the dress of the regiment during the Hundred Days Campaign. In camp the foraging cap was worn. At this period the heavy cavalry had soft-topped blue caps with a band of the facing colour, and a red tuft or 'tourie' on the top. In the case of the Greys the cap had a white

zigzag decoration on the blue band.

The Inniskillings—G3—were observed after the battle in poor condition. Their helmets were very battered and in some cases the brass comb was entirely missing, presumably removed by sword cuts. In Marching Order heavy cavalry wore the carbine and pouch belt, the sword and sabretasche carried on two straps, a canvas haversack on a wide strap with their daily bread issue and any other food they could forage, and a blue wooden water canteen on a leather strap.

H1: Officer, Royal Horse Guards (The Blues), 1814

H2: Trooper, 1st Regiment of Life Guards; service dress, 1815

H3: Private, Royal Waggon Train, 1812

On arrival in the Low Countries the 1st and 2nd Life Guards, the Royal Horse Guards (the Blues) and the 1st King's Dragoon Guards were formed as the 1st Brigade of British Cavalry, under the command of Maj. Gen. Lord Edward Somerset. Returns made on 25 May 1815 give the following information on the strength of the Household Cavalry before the Battle of Waterloo; and Siborne's figures for the actual field strength have been added.

1st Life Guards 227 (Siborne 228). Officers present: Maj. S. Ferrier, lieutenant-colonel; four captains, three lieutenants, four sub-lieutenants, one surgeon, one assistant surgeon, one veterinary surgeon.

2nd Life Guards 232 (Siborne 231). Officers present: Maj. Hon. H.P. Lygon, lieutenant-colonel; four captains, four lieutenants, four sub-lieutenants, one surgeon, one assistant surgeon, one veterinary surgeon.

Royal Horse Guards 239 (Siborne 237). Officers present: Lt.Cols. Sir John Elley and Sir R.C. Hill, one major, four captains, seven lieutenants, two cornets, one surgeon, one veterinary surgeon.

In contrast, the King's Dragoon Guards fielded 530 men. Towards the end of the battle, after several savage encounters, mainly with Cuirassiers and Carabiniers, Somerset's Brigade was united with the remnants of Ponsonby's Brigade; even so, they could only muster a total fighting strength of one squadron of fifty files to take part in the general advance.



1st (King's) Dragoon Guards, circa 1813; this handsome plate by Hamilton-Smith shows the new 1812 uniform to perfection. Note the horsehair tail to the helmet; the design of the frontal brass plate; the red patches on the collar fronts which distinguished Dragoon Guards; the tip of the gauntlet cuff; the girdle; the red valise with its simple title on the ends, and the red cloak rolled across the front of the saddle. Also clearly drawn are the designs of the pouch and carbine swivel belts. The method of carrying the carbine, and its brown lock cover. On active service the horse furniture would be discarded in favour of a folded blanket, and grey overalls with leather reinforcements replaced the smart breeches and jackboots.

H1 is an officer of the Royal Horse Guards in the new uniform introduced at the end of the Peninsular War, during which the regiment had fought in cocked hats and old-style uniforms. The broad gold lace on the foreparts and cuffs is decorated with a crimson central 'light', but the collar lace is narrower and plain. The collar has a gold lace square-ended loop and button on each front. Note the helmet, which has a peak of black leather bound with metal. Dighton's painting in the Royal Collection of the same uniform generally matches the details very well but gives an upswept, all-gold peak to the helmet. An actual specimen of the helmet of the rank and file also has a drooping black leather peak bound with brass.

H2 is a trooper of the 1st Life Guards displaying the service dress which was worn during the campaign and depicted in several paintings of the period by Sauerweid, St. Fal, Norblin, and Rubens.

H3 is a private soldier of the Royal Waggon Train, after Charles Hamilton-Smith, but also incorporates more detailed information to accord with the Royal Horse Artillery Driver Corps whose jackets, according to P. W. Reynolds, matched those of the Train in all but colours. The officer in the Hamilton-Smith plate is shown back view. He wears a low cocked hat and a scarlet, long-tailed coat with blue collar and cuffs and white turnbacks. In each tail, and on the sleeves, are silver V-shaped loops, herringbone style, with a button at the centre of each. There are six chevrons

on each sleeve and six on each of the skirt tails, plus two at the waist. A tailor's pattern book of the period gives the following information and variation: 'Scarlet, double breasted coat with blue cloth lapels, cuffs, and staff collar, ten holes at regular spacing in lapels, four long notched holes on lapel side, a hole and button in stand up collar, soldier's back with two holes, four long holes in skirts-herringbone, regular spacing, three ditto in sleeve, and one on the cuff. White cassimere turnbacks stitched down. Body lined with white ratteen and the skirts lined cassimere.'

Notes sur les planches en couleur

A1 D'après un portrait de 1790. Notez les manchettes unies. Les coiffures et les décorations des couvre-chefs étaient soumis à des règlements très stricts. **A2** D'après un dessin de 1800. Notez l'exagération du chapeau, et aussi que les ceinturons de cette unité étaient ocre-jaune et les pantalons beiges. Les cordons rouges des poches à poudre étaient les mêmes pour les officiers comme pour les soldats. **A3** D'après une illustration d'Atkinson. Notez la décoration de manchette et les motifs du dos à la hauteur de la taille; également, que la baïonnette et l'épée étaient utilisées ensemble. Le 2^{ème} régiment des *Life Guards* avait des cols bleus à pièces rouges — le contraire de cet exemple.

B1 On avait fait une distribution de cuirasses pour la campagne de Flandres, mais elles n'étaient pas pratiques et furent vite abandonnées. Les détails de l'uniforme ont été relevés dans une peinture de Morland et une esquisse d'un témoin hollandais. **B2** Uniforme réglementaire de 1796: détail intéressant, les deux chevrons pour le grade de sergent au lieu des trois chevrons qui devinrent peu après la règle générale. **B3** La coiffure de fourrure était particulière à ce régiment.

C1 D'après une illustration de 1799 et le livre de commandes d'un tailleur contemporain. **C2** Tenue de soirée pour un officier des Dragons; à la caserne, les officiers portaient cette tenue avec des pantalons et des bottes de hussard, remplacées par des bas de soie et des chaussures à boucles pour la tenue habillée. **C3** D'après un portrait signé de Robert Dighton.

D1 Trois portraits contemporains confirment l'utilisation de ce shako cylindrique par les officiers du 6^{ème} de Dragons, entre autres. **D2** Tenue de combat d'un troupier, d'après les souvenirs et les croquis du Lieutenant-Colonel Luard, qui appartenait à ce régiment. **D3** Cet intéressant uniforme de transition est illustré dans un portrait alors que les bicornes et les shakos cylindriques faisaient place aux casques et qu'un nouveau modèle de veste était imposé sans autant être porté par tous.

E1 Uniforme porté au mess et à la caserne. **E2, E3** Uniforme de campagne des soldats et des officiers de ce fameux régiment, qui fut constamment félicité par Wellington pour sa tenue impeccable et son efficacité à tous égards, et qui se distingua en enfonçant les rarrés français à Garcia Hernandez en juillet 1812.

Le nouvel uniforme de la cavalerie lourde de 1811-12, porté ici avec les pantalons blancs et les hautes bottes de service, en Angleterre. Les Dragons de la Garde se distinguaient par leurs manchettes à crispins et une pièce rouge sur chaque côté du col. **F2** L'ancien modèle d'uniforme; notez les détails intéressants de la manchette et du col. D'après l'ouvrage de T. Goddard, publié en 1812. **F3** La peinture de Dennis Dighton montre le premier modèle de casque, qui n'était pas universellement répandu; la version définitive avait une crête de crins de cheval pour remplacer la crête de laine.

G1, G2, G3 Hommes de l'*Union Brigade* à Waterloo. L'Officier des *Royals* porte le second modèle de casque. Le soldat des *Greys* est tiré d'une peinture contemporaine de James Howe, faite en Belgique. Le caporal des *Inniskillings* a l'apparence débraillée par un témoin oculaire après Waterloo.

H1 Le nouvel uniforme conçu pour ce régiment à la fin de la campagne d'Espagne. Le portrait de Dighton n'est pas précis car elle montre une visière dorée retournée du casque, comme on en trouve dans certains modèles qui nous sont restés. **H2** Plusieurs peintres contemporains représentent ainsi cet uniforme de campagne des *Life Guards* en Belgique. **H3** Les hommes du *Royal Waggon Train* portaient des uniformes en quelque sorte semblables à ceux des conducteurs de l'artillerie.

Farbtafeln

A1 Von einem Portrait des Jahres 1790. Bemerkte die einfachen Ärmelaufschläge. Haarstil und Hutschmuck waren von strengen Regeln beherrscht. **A2** Von einer Zeichnung des Jahres 1800. Bemerkte den übertriebenen Hut; und dass in dieser Einheit die Gürtel ockerfarben und die Reithosen blassgelb waren. Offiziere und Männer trugen gleichermassen die rote Pulverflaschenkordel. **A3** Von einem Druck von Atkinson. Bemerkte die Ärmelaufschlagsverzierung und die Verzierungen aus Spitze hinten an der Taille; und dass beide, Schwert und Bajonett getragen werden. Das 2. Regiment der Leibwache hatte blaue Krägen mit roten Spiegeln, das Gegenteil von diesem Beispiel.

B1 Kurassen wurden für den Flandern-Feldzug ausgegeben, waren jedoch nicht zufriedenstellend und wurden bald aufgegeben. Uniformeinzelheiten sind einem Gemälde von Morland und einer Zeichnung von einem holländischen Augenzeugen entnommen. **B2** Die Uniform nach den Bestimmungen des Jahres 1796; interessante Benutzung von nur zwei Winkeln als Abzeichen des Feldwebels, anstelle der drei, die bald einheitlich wurden. **B3** Die Pelzmütze war eine regimentale Eigenart.

C1 Von einem Druck des Jahres 1799 und einem zeitgenössischen Bestellsbuch eines Schneiders. **C2** Abendanzug für Offiziere der Dragoner; in ihren Quartieren trugen die Offiziere diese Aufmachung mit Reithosen und Husarenstiefeln, als formellen Anzug jedoch mit Seidenstrümpfen und Schnallenschuhen. **C3** Von einem Portrait von Robert Dighton.

D1 Drei zeitgenössische Portraits bestätigen den Gebrauch dieses zylinderförmigen Schakos von Offizieren der 6. Dragoner, unter anderen Einheiten. **D2** Kampfscheine eines Kavalleristen, von den Erinnerungen und Zeichnungen des Lt. Col. Luard dieses Regiments. **D3** Ein Portrait illustriert diese wichtige Übergangsuniform, als Zweispitzer und zylinderförmiger Schakos den Weg für die Helme frei machten und ein neues Jackenmuster angeordnet, jedoch nicht einheitlich getragen wurde.

E1 Die Ausstattung, die in der Messe und den Quartieren getragen wurde. **E2, E3** Kampfuniformen der Kavalleristen und Offiziere dieses berühmten Regiments, wiederholt gerühmt von Wellington für deren Ordentlichkeit und Tüchtigkeit bei allen Pflichten und gerühmt für die Zerstörungen von französischen Vierecksformationen bei Garcia Hernandez im Juli 1812.

F1 Die neue schwere Kavallerieuniform des Jahres 1811-12, hier mit den weissen Reithosen und hohen Stiefeln des Dienstes in Grossbritannien getragen. Die Dragoner-Gardisten unterschieden sich durch einen stulpenförmigen Jackenärmelaufschlag und durch einen roten Spiegel auf jeder Kragenschulter. **F2** Der alte Uniformstil; bemerkte die interessanten Einzelheiten des Ärmelaufschlages und des Kragens, dem veröffentlichten Werk des T. Goddard, 1812 entnommen. **F3** Dennis Dightons Gemälde zeigt das erste Helmmodell, welches nicht allgemein ausgegeben wurde; die endgültige Version hatte eine Rosshaarkrone, die die Krone aus ausgestopfter Wolle ersetzte.

G1, G2, G3 Alle zeigen Männer der 'Union Brigade' bei Waterloo. Der Offizier der 'Royals' trägt den Helm des zweiten Modells. Der Kavallerist der 'Greys' ist einem zeitgenössischen Gemälde von James Howe, in Belgien gemalt, entnommen. Der 'Inniskillings' Gefreite zeigt die zerlumpte Erscheinung, die von Zeugen nach Waterloo beschrieben wurde.

H1 Die neue Uniform, für dieses Regiment am Ende des Peninsular Krieges eingeführt. Dightons Gemälde ist ungenau im Zeigen eines aufwärts gebogenen vergoldeten Schirmes am Helm, wie man es den erhaltenen Exemplaren entnehmen kann. **H2** Verschiedene zeitgenössische Maler zeigen die Kampfuniform der Leibgarde in Belgien. **H3** Die 'Royal Waggon Train' Einheit trug in mancher Hinsicht ähnliche Uniformen derer von den Artilleriefahrern getragenen.

Men-at-Arms Series Titles in Print

ANCIENT & MEDIEVAL PERIODS:

- (218) Ancient Chinese Armies
- (109) Ancient Middle East
- (137) The Scythians 700-300 B.C.
- (60) Greek & Persian Wars 500-323 B.C.
- (148) Army of Alexander the Great
- (121) Carthaginian Wars
- (46) Roman Army:
 - (1) Caesar-Trajan
 - (99) (2) Hadrian-Constantine
- (129) Rome's Enemies:
 - (1): Germanics & Dacians
 - (158) (2): Gallic & British Celts
 - (175) (3): Parthians & Sassanids
 - (180) (4): Spain 218-19 B.C.
- (154) Arthur & Anglo-Saxon Wars
- (125) Armies of Islam, 7th-11th C
- (150) The Age of Charlemagne
- (89) Byzantine Armies 886-1118
- (85) Saxon, Viking & Norman
- (75) Armies of the Crusades
- (171) Saladin & the Saracens
- (155) Knights of Christ
- (200) El Cid & Reconquista 1050-1492
- (105) The Mongols
 - (50) Medieval European Armies
- (151) Scots & Welsh Wars 1250-1400
- (94) The Swiss 1300-1500
- (136) Italian Armies 1300-1500
- (166) German Armies 1300-1500
- (195) Hungary & E. Europe 1000-1568
- (140) Ottoman Turks 1300-1774
- (210) Venetian Empire 1200-1670
- (111) Crécy and Poitiers
- (144) Medieval Burgundy 1364-1477
- (113) Armies of Agincourt
- (145) Wars of the Roses
- (99) Medieval Heraldry

16TH AND 17TH CENTURIES

- (191) Henry VIII's Army
- (58) The Landsknechts
- (101) The Conquistadores
- (14) English Civil War Armies
- (110) New Model Army 1645-60
- (203) Louis XIV's Army
- (97) Marlborough's Army
- (86) Samurai Armies 1550-1615
- (184) Polish Armies 1569-1696 (1)
- (188) Polish Armies 1569-1696 (2)

18TH CENTURY

- (118) Jacobite Rebellions
- (48) Wolfe's Army
- (39) Brit. Army in N. America

NAPOLEONIC PERIOD

- (87) Napoleon's Marshals
- (64) Nap's Cuirassiers & Carabiniers
- (55) Nap's Dragoons & Lancers
- (68) Nap's Line Chasseurs
- (76) Nap's Hussars
- (83) Nap's Guard Cavalry
- (141) Nap's Line Infantry
- (146) Nap's Light Infantry
- (153) Nap's Guard Infantry (1)
- (160) Nap's Guard Infantry (2)
- (90) Nap's German Allies (3)
- (106) Nap's German Allies (4)
- (122) Nap's German Allies (5)
- (199) Nap's Specialist Troops
- (211) Nap's Overseas Army
 - (88) Italian & Neapolitan Troops
- (176) Austrian Army (1): Infantry
- (181) Austrian Army (2): Cavalry
- (152) Prussian Line Infantry
- (149) Prussian Light Infantry
- (192) Prussian Reserve & Irregulars
- (162) Prussian Cavalry 1792-1807
- (172) Prussian Cavalry 1807-15
- (185) Russian Army (1): Infantry
- (189) Russian Army (2): Cavalry
- (114) Wellington's Infantry (1)
- (119) Wellington's Infantry (2)
- (126) Wellington's Light Cavalry
- (130) Wellington's Heavy Cavalry
- (204) Wellington's Specialist Troops
- (167) Brunswick Troops 1809-15
- (206) Hanoverian Army 1792-1816
- (96) Artillery Equipments

19TH CENTURY

- (173) Alamo & Texan War 1835-6
- (56) Mexican-American War 1846-8
- (63) American-Indian Wars 1860-90
- (170) American Civil War Armies:
 - (1): Confederate
 - (177) (2): Union
 - (179) (3): Staff, Specialist, Maritime
 - (190) (4): State Troops
 - (207) (5): Volunteer Militia
- (37) Army of Northern Virginia
- (38) Army of the Potomac
- (163) American Plains Indians
- (186) The Apaches
- (168) US Cavalry 1850-90
- (193) British Army on Campaign:
 - (1): 1816-1853
 - (196) (2): The Crimea, 1854-56
 - (198) (3): 1854-81
 - (201) (4): 1882-1902
 - (212) Victoria's Enemies
 - (1): Southern Africa
 - (215) (2): Northern Africa
 - (219) (3): India
 - (67) The Indian Mutiny
 - (57) The Zulu War
 - (59) Sudan Campaigns 1881-98
 - (95) The Boxer Rebellion

THE WORLD WARS

- (80) The German Army 1914-18
- (81) The British Army 1914-18
- (208) Lawrence and the Arab Revolts
- (182) British Battle Insignia:
 - (1) 1914-18
 - (187) (2) 1939-45
- (117) The Polish Army 1939-45
- (112) British Battledress 1937-61
- (70) US Army 1941-45
- (216) The Red Army 1941-45
- (220) The SA 1921-45
 - (24) The Panzer Divisions
 - (34) The Waffen-SS
- (213) German M.P. Units
- (139) German Airborne Troops
- (131) Germany's E. Front Allies
- (103) Germany's Spanish Volunteers
- (147) Wehrmacht Foreign Volunteers
- (142) Partisan Warfare 1941-45
- (169) Resistance Warfare 1940-45

MODERN WARFARE

- (132) Malayan Campaign 1948-60
- (174) The Korean War 1950-53
- (116) The Special Air Service
- (156) The Royal Marines 1956-84
- (133) Battle for the Falklands:
 - (1): Land Forces
 - (134) (2): Naval Forces
 - (135) (3): Air Forces
- (127) Israeli Army 1948-73
- (128) Arab Armies 1948-73
- (194) Arab Armies (2): 1973-88
- (165) Armies in Lebanon 1982-84
- (104) Vietnam War Armies 1962-75
- (143) Vietnam War Armies (2)
- (209) War in Cambodia 1970-75
- (217) War in Laos 1960-75
- (183) Modern African Wars:
 - (1): Rhodesia 1965-80
 - (202) (2): Angola & Mozambique
- (159) Grenada 1983
- (178) Russia's War in Afghanistan
- (221) Central American Wars

GENERAL

- (107) British Infantry Equipments (1)
- (108) British Infantry Equipments (2)
- (138) British Cavalry Equipments
- (214) US Infantry Equipments
- (205) US Army Combat Equipments
- (157) Flak Jackets
- (123) Australian Army 1859-1975
- (164) Canadian Army at War
- (161) Spanish Foreign Legion
- (197) Royal Canadian Mounted Police

Please note that for space reasons abbreviated titles are given above; when ordering, please quote the title number given in brackets, e.g. 'MAA 109' for 'Ancient Armies of the Middle East', etc.

ISBN 0-85045-474-3



9 780850 454741

Avec annotations en français sur les planches en couleur
Mit Aufzeichnungen auf deutsch über die Farbtäfelchen