

HELL ON EARTH  
Toxic Tales



# A Survivor's Story



There are billions of stories to be told in the Wasted West™. Unfortunately, most of them were blasted straight to Hell when the ghost-rock bombs fell in 2081.

But you're not worried about those lost souls. (Even if you are, there's not much you can do about it.) No, you're more interested in the survivors' tales, particularly the ones that you and your posse are spinning yourselves.

Have we got the thing for you! This book features a deluxe *Deadlands™: Hell on Earth™* character record, lots of space for you to scribble down all the yarns from your posse's very own adventures, and rules giving a bonus to faithful scribes.


So get writing! If you don't tell your story, no one else will!

Includes a deluxe *Hell on Earth™* character record and adventure journal.

Deadlands, Hell on Earth, Dime Novel, the Deadlands: Hell on Earth logo and sublogo, and the Pinnacle logo are all Trademarks of Pinnacle Entertainment Group, Inc. © 1998 Pinnacle Entertainment Group, Inc. All Rights Reserved.

ISBN 1-889546-38-0

50495




9 781889 546384



# Toxic Tales

**Written by:** You  
**Rules by:** Shane Lacy Hensley  
**Graphics by:** Charles Ryan

**Production:** Barry Doyle  
**Editing:** Matt Forbeck  
**Cover Art:** Tom Fowler  
**Logos:** Ron Spencer & Charles Ryan  
**Interior Art:** James Francis  
**Cover Design:** Hal Mangold



**Pinnacle Entertainment Group, Inc.**  
P.O. Box 10908  
Blacksburg, VA 24062-0908  
[www.peginc.com](http://www.peginc.com) or [deadlands@aol.com](mailto:deadlands@aol.com)  
(800) 214-5645 (orders only)

Deadlands, Hell on Earth, Wasted West, Dime Novel, Weird Web, the Deadlands: Hell on Earth logo, the Pinnacle logo, and the Pinnacle starburst are Trademarks of Pinnacle Entertainment Group, Inc. © 1998 Pinnacle Entertainment Group, Inc. All Rights Reserved.

Printed in Canada.

Visit our website at [www.peginc.com](http://www.peginc.com) for regular free updates.

**Deadlands: Hell on Earth** created by Shane Lacy Hensley.





# Toxic Tales



## How to Use This Book

*Toxic Tales* is what we call a deluxe *Deadlands™: Hell On Earth™* character journal. With it, you keep track of your hero of the Wasted West™ and what he's been up to in his neck of the wastelands.


The first two pages of the character journal provide you with an updated character sheet. After that, there's room to record arcane abilities, weapons, what type of gear your hero has, and space for other important stuff like your hero's worst nightmare and his portrait. We've given you plenty of room to expound upon the things that make your hero stand out from the herd.

After that, you get into the meat of *Toxic Tales*: 50 pages of palmcorder sheets upon which you can scribble whatever your heart desires. This can be doodles of the creatures, characters, or places your hero comes across, notes about clues in an investigation of the unknown, or even the narrative your posse is building together.

## Your Own Toxic Tales!

There are many toxic tales to be told in the Wasted West. But no matter how macabre, how exciting, or how thrilling these tales are, none can be half as exciting to you as those that involve your own hero or heroine.

Posse



# Toxic Tales



That's why we've put this little book together. We want you to record your memories here so you can look back on them years later and remember what a great time you had. And just to encourage you, we're going to bribe you. Rather, your Marshal is going to bribe you.


Every session you bring in a completed tale of the previous session, your Marshal's going to let you draw an extra chip from the Fate Pot. And no, you don't actually have to use this particular book to record your adventures in. Just chronicle your epic journey in whatever format you're most comfortable

with. Whether you type on a computer, write on these pages, or even draw your tales like a comic book, your Marshal should reward you appropriately.

If you want, you can even type up the best of your toxic tales and send them in to us. We'd love to hear them (on disk or by e-mail please). Every now and then, we'll take some of the most interesting ones and post them on our Weirid Web™ site so you can share your adventures with the entire world.

Good luck in the Wasted West, pardner, and get writing!

Posse



## Mental Traits

d  Cognition

Artillery: \_\_\_\_\_

Arts: \_\_\_\_\_

Scrutinize \_\_\_\_\_

Search (1) \_\_\_\_\_

Trackin' \_\_\_\_\_

d  Knowledge

Academia: \_\_\_\_\_

Area Knowledge: \_\_\_\_\_

Home County (2) \_\_\_\_\_

Demolition \_\_\_\_\_

Disguise \_\_\_\_\_

Language: \_\_\_\_\_

Native Tongue (2) \_\_\_\_\_

Medicine: \_\_\_\_\_

Science: \_\_\_\_\_

Trade: \_\_\_\_\_

Name: \_\_\_\_\_

Age: \_\_\_\_\_

Occupation: \_\_\_\_\_

Home: \_\_\_\_\_

## Corporeal Traits

d  Deftness

Bow \_\_\_\_\_

Filchin' \_\_\_\_\_

Lockpickin' \_\_\_\_\_

Shootin': \_\_\_\_\_

Sleight o' Hand \_\_\_\_\_

Speed Load: \_\_\_\_\_

Throwin': \_\_\_\_\_

d  Nimbleness

Climbin' (1) \_\_\_\_\_

Dodge \_\_\_\_\_

Drivin': \_\_\_\_\_

Fightin': \_\_\_\_\_

## Edges 'n' Hindrances

Chips

1

2

3

4

5

6

7

White

1

2

3

4

5

Red

1

2

3

Blue

1  **Mien**

2 Animal Handlin'

3 Leadership

4 Overawe

5 Performin':

6 Persuasion

7 Tale Tellin'

8  **Smarts**

9 Bluff

10 Gamblin'

11 Ridicule

12 Scroungin'

13 Survival:

14 Streetwise

15 Tinkerin'

16  **Spirit**

17 Faith

18 Guts

19

20

Ridin':

Sneak (1)

Swimmin'


Teamster

**Strength**

**Quickness**

Quick Draw

**Vigor**



**Wounds**

- Head
- Right Arm
- Left Arm
- Guts
- Right Leg
- Left Leg

**Wound Key**

- Light (-1) — White
- Heavy (-2) — Yeller
- Serious(-3) — Green
- Critical (-4) — Red
- Maimed(-5) — Black

**Size, Pace, 'n' Grit**

Size:

Pace:

Grit:

**Wind (Vigor 'n' Spirit)**

- 1
- 2
- 3
- 4
- 5
- 6
- 7
- 8
- 9
- 10
- 11
- 12
- 13
- 14
- 15
- 16
- 17
- 18
- 19
- 20
- 21
- 22
- 23
- 24
- 25
- 26
- 27
- 28
- 29
- 30
- 31
- 32
- 33
- 34





# Arcane Abilities

Ability

Type Level TN Strain Speed Duration Range

Notes

Notes

Notes

Notes

Notes

# Shootin' Irons 'n' Such

## Shootin' Weapons

Weapon	Shots	Speed	ROF	Range	Damage
--------	-------	-------	-----	-------	--------

_____	_____	_____	_____	_____	_____
-------	-------	-------	-------	-------	-------

_____	_____	_____	_____	_____	_____
-------	-------	-------	-------	-------	-------

## Fightin' Weapons

Weapon	Defense	Speed	Damage
--------	---------	-------	--------

Fist	-	1	_____
------	---	---	-------

_____	_____	_____	_____
-------	-------	-------	-------

_____	_____	_____	_____
-------	-------	-------	-------

## Weapon and Ammo Notes

1 2 3 4 5 6 7 8 9 10 11 12 13 14 15

# Shootin' Irons 'n' Such

## Shootin' Weapons

Weapon	Shots	Speed	ROF	Range	Damage
--------	-------	-------	-----	-------	--------

_____	_____	_____	_____	_____	_____
_____	_____	_____	_____	_____	_____

## Fightin' Weapons

Weapon	Defense	Speed	Damage
--------	---------	-------	--------

Fist	—	1	_____
------	---	---	-------

_____	_____	_____	_____
-------	-------	-------	-------


_____	_____	_____	_____
-------	-------	-------	-------

## Weapon and Ammo Notes


- 1
- 2
- 3
- 4
- 5
- 6
- 7
- 8
- 9
- 10
- 11
- 12
- 13
- 14
- 15
- 16
- 17
- 18
- 19
- 20
- 21
- 22
- 23
- 24
- 25
- 26
- 27
- 28
- 29
- 30

- 1
- 2
- 3
- 4
- 5
- 6
- 7
- 8
- 9
- 10
- 11
- 12
- 13
- 14
- 15


## Your Worst Nightmare



Portrait



# Gear 'n' Stuff



Data Input

# Thumbprint Required to Access Data Input Registry



Access Approved for:

---

Your Hero's Name

Press Here to Start

For More Information 

# Data Input





# Data Input

# Data Input

# Data Input

The image shows a rectangular metal frame containing a large grid. The grid is composed of 20 columns and 30 rows of small squares. The frame has several screws: one at the top left, one at the top right, one at the bottom left, and one at the bottom right. On the left side of the frame, there is a vertical strip with six circular holes. At the bottom center of the frame, there is a small rectangular cutout containing the number '6'. Along the bottom edge of the grid, there is a row of 12 circular holes. In the top right corner of the frame, there is a small square area with diagonal lines.

# Data Input

# Data Input

A large grid for data input, consisting of 20 columns and 25 rows of small squares. The grid is mounted on a metal plate with a dark, brushed metal finish. The plate has several screws: two on the top edge, one on the bottom left, and one on the bottom right. On the left side, there are six circular holes. On the bottom edge, there are ten circular holes. In the top right corner, there is a small square area with diagonal lines. The grid is currently empty.

# Data Input

A large grid for data input, consisting of 20 columns and 20 rows of squares. The grid is mounted on a metal plate with a central vertical groove. The plate has a tab at the top with the text 'Data Input' and a tab at the bottom with the number '9'. There are four screws on the plate: two at the top corners and two at the bottom corners. On the left side, there are five circular holes. On the bottom edge, there is a row of ten circular holes. In the top right corner, there is a small rectangular area with diagonal lines.

# Data Input



# Data Input

A large grid for data input, consisting of 20 columns and 20 rows. The grid is divided into four quadrants by a vertical line between the 10th and 11th columns and a horizontal line between the 10th and 11th rows. The grid is mounted on a metal plate with various fasteners and a label 'Data Input' at the top.


||

# Data Input

# Data Input

A large grid for data input, consisting of 20 columns and 20 rows. The grid is divided into four quadrants by a vertical line between the 10th and 11th columns and a horizontal line between the 10th and 11th rows. The grid is mounted on a metal plate with a dark, brushed metal finish. The plate has a rounded top and bottom, and is secured with screws at the corners. On the left side, there are five circular holes. On the bottom edge, there are ten circular holes. In the top right corner, there is a small square area with diagonal lines. The text 'Data Input' is printed in a bold, sans-serif font at the top center of the plate.

# Data Input

A large grid for data input, consisting of approximately 20 columns and 30 rows. The grid is mounted on a metal plate with various fasteners and a hole punch along the left edge.

# Data Input

A large grid for data input, consisting of 20 columns and 25 rows. The grid is contained within a metal frame that has a label 'Data Input' at the top center. The frame also features several screws and a series of small circular holes along the bottom edge. The grid itself is a simple grid of lines on a light-colored background.

# Data Input

# Data Input

11

# Data Input



# Data Input

A large grid for data input, consisting of 20 columns and 20 rows of squares. The grid is mounted on a metal plate with various fasteners and features.

# Data Input

# Data Input

# Data Input

# Data Input

# Data Input



# Data Input

# Data Input



# Data Input

A large grid for data input, consisting of 20 columns and 30 rows. The grid is printed on a metal plate. The grid is empty.

# Data Input

The image shows a page from a binder. At the top center, there is a white rectangular label with the text "Data Input" in a bold, black, sans-serif font. The rest of the page is covered in a light gray grid pattern. The page is held in a dark gray binder with visible metal rings on the left and right sides. At the bottom center, there is a small white tab with the number "28" printed on it. The overall appearance is that of a technical or scientific data recording sheet.

# Data Input

# Data Input


The page contains a large grid for data input. The grid is approximately 20 columns wide and 30 rows high. The top row is slightly wider than the others, serving as a header row. The grid is currently empty.

# Data Input

A large grid for data input, consisting of 20 columns and 25 rows of small squares. The grid is mounted on a metal plate with a dark, brushed metal finish. The grid is currently empty.

# Data Input

# Data Input



# Data Input



# Data Input

# Data Input

# Data Input

A large grid for data input, consisting of 20 columns and 20 rows. The grid is centered on a metal plate. The plate has a dark, brushed metal finish. At the top center, there is a rectangular label with the text "Data Input". The grid is formed by thin, light-colored lines. The metal plate has several circular holes: four along the left edge, a row of 12 along the bottom edge, and two at the top corners. There are also four screws: two at the top corners and two at the bottom corners. In the top right corner, there is a small square area with diagonal lines. In the bottom left corner, there is a small rectangular area containing the number "31".

# Data Input



# Data Input

# Data Input



# Data Input

# Data Input



# Data Input

The page contains a large grid for data input. The grid is approximately 20 columns wide and 30 rows high. The top row is slightly wider than the others, suggesting it might be a header row. The grid is empty.

# Data Input

# Data Input

# Data Input

# Data Input

The page features a large grid for data input, consisting of 20 columns and 30 rows. The grid is contained within a metal frame that has a tab at the top labeled 'Data Input' and a tab at the bottom labeled '47'. There are four screws at the corners of the frame and a series of small circular holes along the bottom edge. On the left side, there are five larger circular holes. In the top right corner, there is a small square area with diagonal lines.

# Data Input

The page features a large grid for data input. The grid is composed of 20 columns and 30 rows. The columns are numbered 1 through 20 at the bottom. The rows are numbered 1 through 30 on the left side. The grid is currently empty.

	1	2	3	4	5	6	7	8	9	10	11	12	13	14	15	16	17	18	19	20
1																				
2																				
3																				
4																				
5																				
6																				
7																				
8																				
9																				
10																				
11																				
12																				
13																				
14																				
15																				
16																				
17																				
18																				
19																				
20																				

# Data Input

A large grid for data input, consisting of 20 columns and 30 rows. The grid is centered on a metal plate. The top of the plate features a label 'Data Input' and a small square with diagonal lines. The bottom of the plate features a small tab with the number '49' and a row of 12 circular holes. The left edge of the plate has a vertical row of 6 circular holes. The grid is currently empty.

# Data Input



# Data Input

# Data Input