

1

JUSTICE WHEELS



BLACK SCARAB



ICONS
SUPERPOWERED ROLEPLAYING
COMPATIBLE

INCLUDES ADVANCED
VEHICLE RULES

BLACK SCARAB

aka - Professor Randall Winger

Prowess 6

Coordination 5

Strength 5

Intellect 5

Awareness 4

Willpower 3

Stamina 8

Determination 2 (if used as PC)

Specialties

Acrobatics

Martial Arts

Athletics

Investigation

Computers

Mechanics

Stealth Expert

Drive

Powers

Wizardry 4 (Gadgets (Intellect))

Blast (Explosive Anhk-Shaped Shuriken)

Swinging (Grappling Hook Gun)

Blinding (Scarab-Shaped Flash Bang Grenade)

Strike Device 4 (Bashing) - Escrima Sticks

Vehicle 7

Qualities

Identity : Professor of Archaeology

Motivation: Do bidding of Maat - ancient Egyptian goddess of Justice

Challenges

Personal : Loner

Social: Grim

Weakness : Haunted by visions of Maat -- the Egyptian goddess of justice

Point Total 52

Description: While on an archeological dig excavating a temple of Maat in Memphis, Egypt, Professor Randall Winger experienced a vision. He




believes the goddess Maat visited him personally and charged him with restoring justice to the decadent modern world.

Keeping his epiphany to himself, Winger began a second life when he returned home.

Using skills as an inventor and engineer, he crafted an array of crime fighting gear. Guided by his visions of Maat (and through much diligent training) Winger has also become a proficient hand-to-hand combatant; he believes he is practicing a long lost fighting style that was practiced by Maat's followers during the time of the pharaohs.

Adopting the code name Black Scarab, and clad in a costume that is a modern version of the priestly vestments of the clerics of Maat, he patrols the streets, rooftops and alleys of his city, meting out justice to the guilty.



Black Scarab's Vehicle: Fortified Assault Logistical Conveyance aka F.A.L.C.O.N.

Prowess 4
Coordination 6
Strength 7
Speed 7 (effectively Super Speed 7)
Stamina 7

Extras

Remote Control
Extra Passengers
Leaping 2 - Super-Charged Turbo Booster
Blast 5 (Blast) - Hidden Machineguns
Invulnerability 4 - Armor Plating
Supersenses 2 – (additional senses) Radar,
(additional senses) Thermal Imaging
Invisibility 3 – (Limited to car itself) Temporary
Stealth Field (4 pages at a time)

Villain Variant:

If you want to use the Black Scarab as a villain, play up the crazy. Winger believes he's restoring "balance to the modern world" at the behest of an ancient goddess; but his definition of balance is skewed. The justice system, the government, the super-hero establishment -- they're all corrupt and compromised beyond redemption.

The only way to truly restore balance is to burn it all down and rebuild from scratch. Goaded on by his persistent hallucinations of the goddess Maat, Black Scarab wages a one man terrorist war - bombing prisons, military bases, government buildings and super-group headquarters. He finances his operation by looting banks and local businesses.

NEW POWER: Vehicle

Written by **Daniel Gallant** and **Mike Lafferty**
Consultation and additional material by **Steve Kenson**

Vehicle

You have a vehicle. It could be a motorcycle, car, aircraft, hovercraft, airship, space fighter, or anything that can carry you. The base vehicle has the following characteristics:

- It can carry the pilot/driver plus one passenger
- It has a Speed of your power level.
- It has a Coordination, Strength, Prowess and Stamina equal to the rolled power level.
- It can travel either underground, on the land, on the water, in the air as if it had the appropriate power at the at same level as the Vehicle Power (Burrow, Swimming, Flight, Super-Speed etc).

You also get extra features equal to twice your Vehicle power level (rounded down). Possible extra features are:

- Carry 5 extra passengers.
- Remote Control. You have a device that allows you to summon and control your vehicle from a distance.
- Add one to Speed.
- Add one to Coordination, Strength or Stamina. You can also add 1 level per point to the default travel power level of the vehicle.
- Add other appropriate powers or buy up existing powers at 1 level per point.
- Vehicle can transform (create a second vehicle form of one level less). No more than 3 different vehicle modes per vehicle.

Note: At GM's discretion, you may move points around between the various extras, and attributes to customize the vehicle.

A few notes on a vehicle's ability scores

- Stamina is a measure of a vehicle's structural integrity and (to some degree) the protection it provides its driver and passengers. When a vehicle's Stamina is reduced to zero, it is considered disabled and inoperable.
- Speed is the relative speed of the vehicle in relation to other vehicles. This provides a standard measure of speed across the various movement powers. This is intended for tests during chases.
- A vehicle's Strength is a measure of its towing and/or lifting capacity.
- A vehicle's Coordination is used for appropriate tests (such as piloting or driving) instead of the character's Coordination. It may be modified by an appropriate specialty such as Pilot.
- Generally, it's recommended that the vehicle's Coordination attribute also is used for attacking with vehicle mounted weapons. However, at GM's discretion, a character's Coordination can be used instead. A character's Coordination should be used for attacking from a vehicle with a weapon that is not mounted on the vehicle.
- A vehicle's Prowess is used for strictly physical attacks such as ramming during vehicle combat.

Vehicles in Combat

In combat, a Vehicle acts as a partial shield for its driver and passengers. Any damage is absorbed by the vehicle's Stamina and not the characters inside.

In order to hit a passenger or driver inside a vehicle, a successful called-shot maneuver (pg 67, ICONS) is necessary.

The benefit of any other defensive powers added on to the vehicle (such as Invulnerability, perhaps described as armor and bulletproof glass) or Force Field would be in addition to this default level of protection.

Some common sense is in order. A souped-up skate board will not provide the same protection as an armored sports car and the GM should feel free to waive this rule as she sees fit.

Chasing Without A Vehicle

Characters with an appropriate movement power can take part in a chase. This is at the GM's discretion. We suggest using the level of the movement power as the Speed attribute for the purpose of the pursuit.

In the optional chase rules appendix there's a Speed bonus chart that can be handy when dealing with pursuits that involve vehicles or characters with different powers.

Maneuvers in Vehicle Combat

On the ICONS Truth and Justice wiki (<http://icons-truth-justice-and-gaming.wikispaces.com/Maneuvers>), Steve Kenson has written an article detailing how a character can (with a successful test) place a temporary aspect on another person or situation.

This makes a fun addition to vehicle based combat. For example, the hero Inferno (in his customized, super-charged sports car, the Firestarter) is chasing the ice-based criminal Frostbite (who is in his modified hover-tank) through the streets of the city. Inferno attempts to use his car's flame throwers to add a "melted tank tread" aspect to Frostbite's tank. Inferno's player rolls a Coordination test and gets an effort of 10. Compared to Frostbite's difficulty of 7 (for Coordination 5 and Expert Driver), that is an outcome of 3; which is a major success. Frostbite's tank has a damaged tread for the rest of this chapter and Inferno gets a free tag for that aspect.

Team Vehicle

A team can pool their determination and buy a vehicle, Spending their collective determination to buy the Vehicle power at a rate of 1 to 1.

Chase Rules

The default recommendation for chase rules for ICONS is a Success Pyramid with tests based off relevant traits such as Speed or Coordination (factoring in Specialties like Piloting or Drive.)

In a nutshell, a character, or group of characters,

would do a series of related tests in order to accumulate enough successes to equal a massive success (an effect of 5 or more) in order to catch up with their target or to escape from their pursuer.

Optionally, some Pyramid Test variations (like Balanced, Competitive, Fragile, and Triggered (for accidents, collisions, etc.) could be added in to add variety and customize the feel of the chase.

The following link provides more details about the Success Pyramid and Pyramid Tests: <http://icons-truth-justice-and-gaming.wikispaces.com/Success+Pyramid>

Appendix: Optional Extra Crunchy Chase Rules

These rules present a "crunchier" alternate set of chase rules for ICONS.

In a chase there are two individuals or groups, a Chaser and an Escapee. There is no question as to who is chasing who. The Chaser wants to catch the Escapee, and the Escapee wants to get away.

(In the case where there is no reasonable way for a party without a vehicle or a movement power to take part in the chase (either pursuing or evading), then the party with the movement power simply escapes or catches up, depending on their intent.)

The goal of the Escapee is to increase the distance to 11 "zones", at which point, they get away.

(Note that "zones" is an abstract unit and does not necessarily mean physical distance; it could also mean they are separated by city blocks, crates in a warehouse, asteroids, a sufficient number of twists and turns in a maze, crowds in a mall – whatever would be appropriate for the scene and the characters involved.)

Before starting the chase, the GM should determine the starting distance in zones between the Chaser and the Escapee:

- Start with a base of 2.
- Add 1 if the Chaser was monologuing, blinded with a hand full of sand, or was somehow distracted from the chase.

- Subtract 1 if the Escapee was distracted, is starting prone, or disadvantaged somehow. This will yield a result from 1 to 3.

Possible actions during a panel in a chase:

1) Get Away – The Escapee tries to increase the distance.

- First roll a Coordination test between the Chaser and the Escapee.

- If the Escapee wins, they can add their success (i.e. the difference between the two totals) to their Speed. If they lose, they subtract the difference between the two totals.

- Add the Speed of the Escapee to the distance then subtract the Speed of the Chaser. This is the new distance and if it is 11 or more, the Escapee has successfully made a get-away.

2) Trick – The Escapee attempts to deceive and evade the Chaser.

- The Escapee rolls a test of their Vehicle power (or other movement power being used). The Chaser rolls a Coordination test.

- If the Escapee wins, add the level of the power used to the Escapee's Speed.

- Next, add the new Speed of the Escapee to the distance.

- Then subtract the Speed of the Chaser from the distance. If the new distance is 11 or more, the Escapee has successfully gotten away.

3) Attack – A normal made by either the Chaser or Escapee.

- Handle the attack per usual ICONS rules, adding an appropriate difficulty to reflect the conditions of the chase. If the other character survives and remains in the chase, proceed with the next step.

- Subtract 2 from the attacker's Speed.

- Add the Speed of the attacker to the Distance then subtract the Speed of the defender.



- If the new Distance number is 11 or more, the Escapee gets away.

NOTE: Additions and subtractions to speed are only for that round.

Optional - Relative Effectiveness of Powers

Sometimes one power will have an advantage over another. The value (obtained from the table linked below) is a bonus available to the Chaser or Escapee and can be used once each turn as a bonus to Speed or Coordination.

	Escapee								
Chaser	Flight	Super Speed	Swinging	Teleportation	Burrowing	Dimension Travel	Leaping	Wall-Crawling	No Power
Flight	0	1	1	1	2	*	1	1	5
Super Speed	1	0	2	1	1	*	1	1	5
Swinging	1	2	0	1	1	*	0	0	5
Teleportation	1	1	1	0	1	*	1	1	5
Burrowing	2	1	1	1	0	*	1	2	5
Dimension Travel	0	0	0	0	0	0	0	0	0
Leaping	1	1	0	1	1	*	0	0	5
Wall-crawling	1	1	0	1	2	*	0	0	5
No Power	5	5	5	5	5	*	5	5	0
	Bonus for Chaser	Bonus for Escapee	No Bonus			* = Escape is automatic			



Open Game License

The following text is the property of Wizards of the Coast, Inc. and is Copyright 2000 Wizards of the Coast, Inc ("Wizards"). All Rights Reserved.

1. Definitions: (a) "Contributors" means the copyright and/or trademark owners who have contributed Open Game Content; (b) "Derivative Material" means copyrighted material including derivative works and translations (including into other computer languages), potation, modification, correction, addition, extension, upgrade, improvement, compilation, abridgment or other form in which an existing work may be recast, transformed or adapted; (c) "Distribute" means to reproduce, license, rent, lease, sell, broadcast, publicly display, transmit or otherwise distribute; (d) "Open Game Content" means the game mechanic and includes the methods, procedures, processes and routines to the extent such content does not embody the Product Identity and is an enhancement over the prior art and any additional content clearly identified as Open Game Content by the Contributor, and means any work covered by this License, including translations and derivative works under copyright law, but specifically excludes Product Identity. (e) "Product Identity" means product and product line names, logos and identifying marks including trade dress; artifacts; creatures characters; stories, storylines, plots, thematic elements, dialogue, incidents, language, artwork, symbols, designs, depictions, likenesses, formats, poses, concepts, themes and graphic, photographic and other visual or audio representations; names and descriptions of characters, spells, enchantments, personalities, teams, personas, likenesses and special abilities; places, locations, environments, creatures, equipment, magical or supernatural abilities or effects, logos, symbols, or graphic designs; and any other trademark or registered trademark clearly identified as Product identity by the owner of the Product Identity, and which specifically excludes the Open Game Content; (f) "Trademark" means the logos, names, mark, sign, motto, designs that are used by a Contributor to identify itself or its products or the associated products contributed to the Open Game License by the Contributor (g) "Use", "Used" or "Using" means to use, Distribute, copy, edit, format, modify, translate and otherwise create Derivative Material of Open Game Content. (h) "You" or "Your" means the licensee in terms of this agreement.

2. The License: This License applies to any Open Game Content that contains a notice indicating that the Open Game Content may only be Used under and in terms of this License. You must affix such a notice to any Open Game Content that you Use. No terms may be added to or subtracted from this License except as described by the License itself. No other terms or conditions may be applied to any Open Game Content distributed using this License.

3. Offer and Acceptance: By Using the Open Game Content You indicate Your acceptance of the terms of this License.

4. Grant and Consideration: In consideration for agreeing to use this License, the Contributors grant You a perpetual, worldwide, royalty-free, non-exclusive license with the exact terms of this License to Use, the Open Game Content.

5. Representation of Authority to Contribute: If You are contributing original material as Open Game Content, You represent that Your Contributions are Your original creation and/or You have sufficient rights to grant the rights conveyed by this License.

6. Notice of License Copyright: You must update the COPYRIGHT NOTICE portion of this License to include the exact text of the COPYRIGHT NOTICE of any Open Game Content You are copying, modifying or distributing, and You must add the title, the copyright date, and the copyright holder's name to the COPYRIGHT NOTICE of any original Open Game Content you Distribute.

7. Use of Product Identity: You agree not to Use any Product Identity, including as an indication as to compatibility, except as expressly licensed in another, independent Agreement with the owner of each element of that Product Identity. You agree not to indicate compatibility or co-adaptability with any Trademark or Registered Trademark in conjunction with a work containing Open Game Content except as expressly licensed in another, independent Agreement with the owner of such Trademark or Registered

Trademark. The use of any Product Identity in Open Game Content does not constitute a challenge to the ownership of that Product Identity. The owner of any Product Identity used in Open Game Content shall retain all rights, title and interest in and to that Product Identity.

8. Identification: If you distribute Open Game Content You must clearly indicate which portions of the work that you are distributing are Open Game Content.

9. Updating the License: Wizards or its designated Agents may publish

updated versions of this License. You may use any authorized version of this License to copy, modify and distribute any Open Game Content originally distributed under any version of this License.

10. Copy of this License: You MUST include a copy of this License with every copy of the Open Game Content You Distribute.

11. Use of Contributor Credits: You may not market or advertise the Open Game Content using the name of any Contributor unless You have written permission from the Contributor to do so.

12. Inability to Comply: If it is impossible for You to comply with any of the terms of this License with respect to some or all of the Open Game Content due to statute, judicial order, or governmental regulation then You may not Use any Open Game Material so affected.

13. Termination: This License will terminate automatically if You fail to comply with all terms herein and fail to cure such breach within 30 days of becoming aware of the breach. All sublicenses shall survive the termination of this License.

14. Reformation: If any provision of this License is held to be unenforceable, such provision shall be reformed only to the extent necessary to make it enforceable.

15. COPYRIGHT NOTICE

Open Game License v 1.0 Copyright 2000, Wizards of the Coast, Inc. Fudge System Reference Document, Copyright 2005, Grey Ghost Press, Inc.; Authors Steffan O'Sullivan and Ann Dupuis, with additional material by Peter Bonney, Deird'Re Brooks, Reimer Behrends, Shawn Garbett, Steven Hammond, Ed Heil, Bernard Hsiung, Sedje Lewis, Gordon McCormick, Kent Matthewson, Peter Mikelsons, Anthony Roberson, Andy Skinner, Stephan Szabo, John Ughrin, Dmitri Zagidulin. FATE (Fantastic Adventures in Tabletop Entertainment), Copyright 2003 by Evil Hat Productions LLC; Authors Robert Donoghue and Fred Hicks.

Spirit of the Century, Copyright 2006, Evil Hat Productions LLC. Authors Robert Donoghue, Fred Hicks, and Leonard Balsera. Icons, Copyright 2010, Steve Kenson, published exclusively by Adamant Entertainment in partnership with Cubicle Seven Entertainment, Ltd.

Justice Wheels 1, Copyright 2012 Fainting Goat Games. Author Mike Lafferty.

The following is designated as Product Identity, in accordance with Section 1(e) of the Open Game License, Version 1.0a: All Characters and their associated descriptions, backgrounds, and related information

ICONS Superpowered Roleplaying is a trademark of Steve Kenson, published exclusively by Adamant Entertainment. The ICONS Superpowered Roleplaying Compatibility Logo is a trademark of Adamant Entertainment and is used under the ICONS Superpowered Roleplaying Compatibility License. See <http://www.adamantentertainment.com> for more information on the compatibility license.

Justice wheels 1

Written by Mike Lafferty

Art by Scott Harshbarger

Layouts by Adrian Smith

Cover design by Dan Houser & Adrian Smith

Additional fonts from Blambot.com