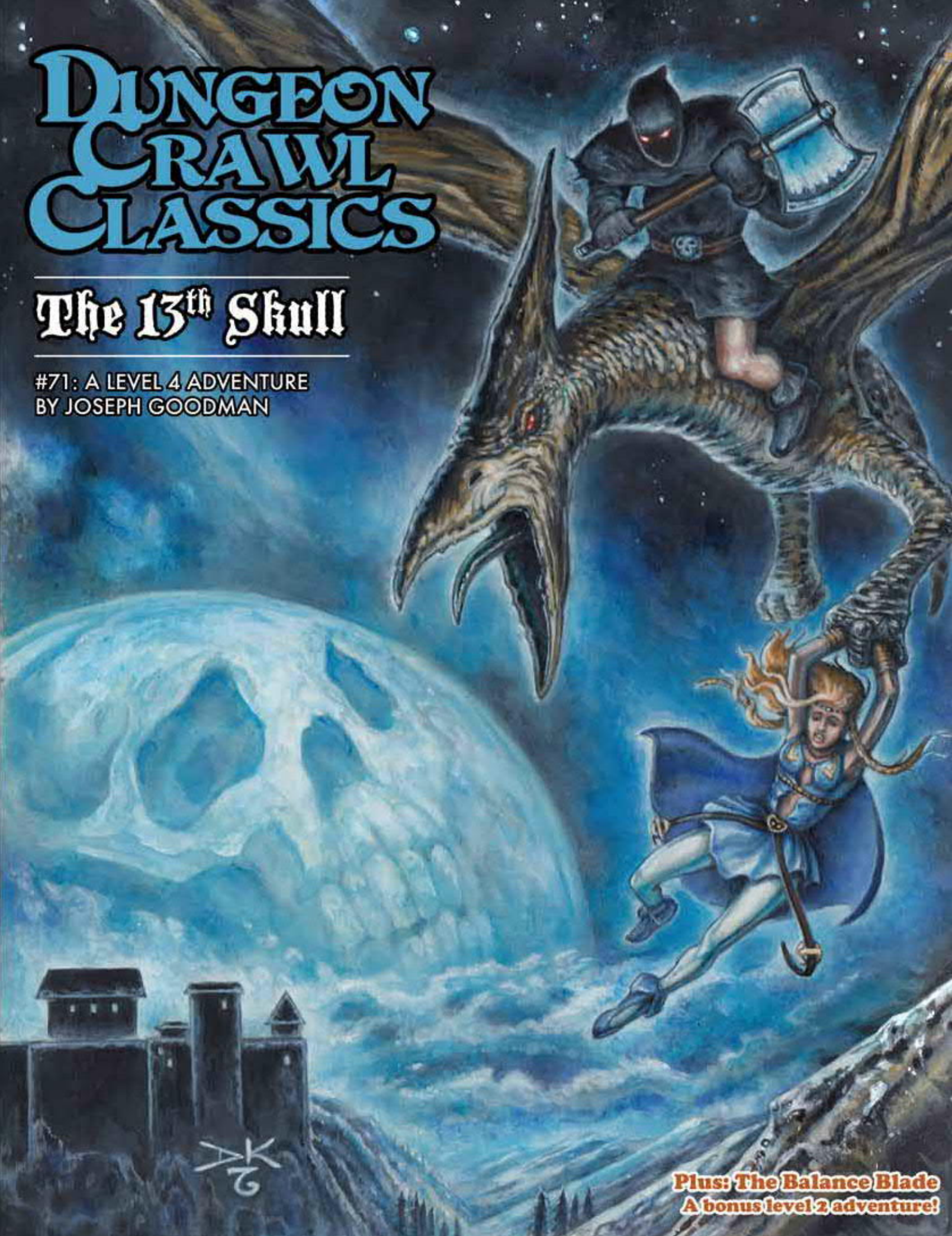



# DUNGEON CRAWL CLASSICS

## The 13<sup>th</sup> Skull

#71: A LEVEL 4 ADVENTURE  
BY JOSEPH GOODMAN



**Plus: The Balance Blade**  
A bonus level 2 adventure!



AKS

AKS

ANDREW

# The 13<sup>th</sup> Skull

## A LEVEL 4 ADVENTURE

By Joseph Goodman • Cover artist and cartographer: Doug Kovacs •  
Editor: Aeryn "Blackdirge" Rudel • Interior artists: Jim Holloway, Doug  
Kovacs, Peter Mullen, Stefan Poag • Art direction & layout: Joseph  
Goodman

Playtesters: (San Diego Playtest Group) Karina Benish, Kevin Cousineau, Sam Carter,  
Matthew Davis, Steven Thivierge; (GameX / Strategicon 2011) Chandler Bootchk,  
Isaac Bootchk, Benn Boyer, Andrew Linstrom, Brett Miller, Mike Olson, John Schroder;  
(Dicehead Games) Fred Dailey, Todd Hanson, Brian LeGrand, David Parker, Logan  
Parker, Kim Swanson, Kyle Turner; (SoCal Mini-Con 2011) Joel Arellano, Reverend  
Dak, Simon Kesenei, Steve Ramirez, Daniel Waechter; (Origins 2012) Rick Hull,  
Doug Kovacs, Jennifer and Phillip Lewis, Christy Powell; (Chicago Playtest Group)  
Andy Frielink, Jim Frohlich, Krissy Frohlich, Tim Wadzinski; (Finarvyn's Fellowship of  
Foragers) Allan Bean, Anna Breig, Dardrae Breig, Kaylina Breig, Marv (Finarvyn)  
Breig, Ryan Breig, Paul Luzbetak

DCC RPG and this adventure are copyright © 2012 Goodman Games. Dungeon Crawl Classics  
is a trademark of Goodman Games. DCC RPG is published under the Open Game License.  
Refer to the OGL in this work for additional information.

[www.goodman-games.com](http://www.goodman-games.com)



## INTRODUCTION

The *Thirteenth Skull* is a short adventure for a party of level 4 characters. It should take about one four-hour session to complete. The adventure requires a good mix of character types; a thief, cleric, wizard, and multiple warriors are essential to success. The adventure contains multiple situations that can kill incautious characters outright (such as falls from great heights and very powerful magic). In playtests with six level 4 characters and four retainers, there were varying mortality rates. In one session, the entire party was nearly wiped out and only two characters survived, while in another session, there were only a few casualties.

This adventure doesn't have a happy ending. The characters are sent to save the daughter of a duke, but she will most likely be killed in the final combat (see area 1-5B). The characters are able to rid the world of a great evil known as the Silver Skull and end a damning prophecy, but they probably can't save the girl. In multiple playtest sessions, only one party managed to rescue the duke's daughter.

## BACKGROUND STORY

**N**early three centuries ago the wizard Edward Magnussen made a deal with a devil. That devil gave him precognitive powers and uncanny good luck, which Edward parlayed into a royal title and his own duchy, becoming the first Duke Magnussen. The devil also promised him immortal life. In exchange for all this, Edward had to deliver his own soul, as a deposit of sorts, and then twelve additional souls — those of his next eleven male heirs, and finally, the first daughter to follow. When all thirteen souls were delivered, so said the devil, Edward would come back to life, revived with pieces and parts from his descendants, and they would go on to an afterlife in hell.

Underneath his keep, the duke and his devilish patron built a grand crypt with thirteen stone coffins. The first duke was buried first, and each of his heirs followed. He requested unusual conditions for his own burial rites: his skull was to be removed from his corpse, plated in silver, and buried apart from his body. Even though the gravediggers were sworn to silence, the strange rites were hard to keep secret. Even now, it's common knowledge that the first duke's silvered skull is kept in a special room within the crypt beneath the keep, while each of his heirs has been buried in one of the stone coffins.

Now, twelve generations later, a daughter has been born to Duke Magnussen XIII. Father and daughter have lived in terror for years, afraid that the prophecy of the Magnussen clan would someday come true.

## PLAYER BEGINNING


*You are pressed shoulder-to-shoulder with sweating peasants under a sweltering summer sun. The stench of hog herders and grain farmers permeates the crowd as you look north to the rickety scaffolding erected beside the city wall. A large, slovenly man in a black hood heaves an axe over his shoulder and mounts the steps to the platform atop the scaffolding. Waiting for him to arrive is a prisoner, his face covered in a burlap sack, his arms held securely by three men-at-arms. Even from hundreds of yards away, you can hear the prisoner's sharp intake of breath as the wooden beams creak under the executioner's heavy steps. Thirty feet above him, the thirteenth Duke Magnussen looks down from the city wall, nervously fingering his thick iron crown. This is the iron crown given to his sire twelve generations removed, when the ambitious first Duke Magnussen made a fell pact with an unknown power, who asked for the first daughter born to the thirteenth Magnussen duke. Now, generations later, that daughter stands shaking beside her father, watching the executioner sharpen his axe. The man to lose his head today is a screeching prophet who called for the death of Magnussen's daughter before disaster should befall the city. For his words, today he dies.*

*The executioner swings his axe in a looping motion. Thunk. The severed head somehow misses the waiting basket and rolls into the crowd, which shrinks backward to avoid it. There is a moment of stunned silence as the burlap sack falls away to reveal the dead man's face. It is...the duke's face! The dead man has the duke's same face! All eyes turn to the stricken duke, who looks on in horror.*

*Suddenly the obese executioner pulls off his black hood and the crowd gasps as one. He has no face — no — instead there sits at the top of his neck a brilliant silver skull, gleaming in the hot sun. The silver skull turns to face the duke, and then the sun is blotted out as a vast winged lizard descends from the sky. In a flash it grasps the duke's screaming daughter in one of its massive claws and picks up the silver-skulled executioner in the other! As it flaps ponderously upward, the silver skull laughs ominously as the duke reaches futilely to the sky while his stunned men-at-arms are too slow to release their arrows.*

*"My daughter!" cries the duke. "A fortune in gems to the man who returns my daughter!"*

*In the distance, you see that the silver-skulled executioner has mounted the great flying lizard as it wings back across the city walls to drop behind the duke's mountaintop keep.*



## ADVENTURE SETUP



The Silver Skull and his pterodactyl mount are easily tracked to a cave set in a sheer cliff under the duke's keep. A river flows from this cave mouth, but its current has slowed over the years. The riverbed and the cave are said to connect to the Magnussen family crypts beneath the keep.

No one can explain why the screeching prophet's head changed to that of the duke. But it is so. The duke himself is unharmed.

The duke grants access to the crypts and the cave mouth to any brave man who agrees to explore them. The city guard is frightened and gladly makes way for the adventurers. Characters can enter at the start of the crypt (area 1-1) or the cave mouth (area 1-4C), provided they have grappling hooks and ropes.

## LOCAL LEGENDS



Allow the players to seek knowledge of the duke, the Magnussen legacy, the Silver Skull, and other such things. Below are the rumors they can learn. These can be learned verbally at pubs or via research or consultation with sages. Rather than read these aloud, we recommend you write them on index cards and let the players pull out one card per character.

- Aye, it's said that the Magnussen clan only got that iron crown by making promises no man should keep. They must have black hearts to have kept those promises.
- The Silver Skull is the very thing them Magnussens made their pact with, thirteen generations ago. It's kept them in power all this time.
- They say the Silver Skull is the possessed skull of the first Duke Magnussen, brought back to life by the same power that they bargained with so long ago.
- The Magnussens have always stayed in power through mysterious means. Their enemies die in strange ways, pestilence always infects their rival cities, and it seems like they're just a little too lucky for mortal men.
- There's a crypt under the Duke's keep. Them Magnussens have been burying their own down there for centuries. It's said there's a *reason* they insist all Magnussens stay there—they don't decay like normal men.
- That first Duke Magnussen wasn't buried normally. They say he had his skull removed and plated with silver, and they buried it separate from the rest of him.



## AREAS OF THE MAP

**Area 1-1 – The Magnussen Family Crypt:** The guardsmen escort you through the dark, echoing corridors of the keep's lowest levels. You arrive at a stout oaken door, carved with the Magnussen family crest. The guards haul mightily on the iron ring and open the door with a terrible screeching noise.

*"There you go," says the first guard, motioning into the darkness beyond. "Every Magnussen has been buried here. May the Gods be with you."*

The corridor is made of worked stone. The air is surprisingly fresh for being so far underground. There are no wall sconces for torches.

**Area 1-1B – The Vault:** At the end of the hall is a large marble vault. It is ornately built of carved stone, like what you would see in a fine graveyard. The vault is about twelve feet tall and has a large stone door set on iron hinges. The Magnussen family crest is inscribed on the door.

The door radiates magic. When a character first touches it, read the following:

*The door seems to fade away and you find yourself seeing inside the chamber beyond. A ghostly figure stands where the door was, though you still feel like the invisible door is somehow still there. The ghostly figure is a mean-looking, scar-faced man in heavy royal robes and an iron crown. The Magnussen family crest hangs from a thick gold chain around his neck. The specter points to his family crest, then to you, then vanishes.*

Any person carrying a Magnussen crest (in any form) finds that the door opens quite easily.

Anyone without a crest must push with all his might to budge the door (DC 16 Str check). Additionally, when walking across the threshold, he suffers a mild curse: -1 to Luck and all die rolls while in the crypt. The curse is lifted once he wields a Magnussen crest or leaves the crypt.

**Area 1-2 – The Sepulcher:** The vault opens into a long chamber made of large, fitted stones. The left wall is lined with a succession of covered stone coffins placed at right angles to the wall. The right wall is lined with narrow, deep stone shelves. The shelves are filled with bones, some of them spilling over onto the floor. Far in the distance, large stone double doors lead out of the room.

There are four important elements to this room: the **shadows**, the **skeletons**, the **trapped doors**, and the **secret staircase**.

**The Shadows:** As the characters explore this room, they notice disconcerting movement among the shadows at the edge of their torchlight. Over time, a tenebrous host of sentient shadows sift in from the crepuscular edge of the torchlight to attach themselves to the characters' own shadows. These shadows are just like regular shadows—that is, they have no physical composition or dimensionality; they exist only as two-dimensional shapes outlined against the floor, wall, or other surface.

After the characters have explored for 1d6 rounds, inform them that the characters on the edge of the group, furthest from light sources, notice their own shadows have two or three "reflections." Somehow, there are additional shadows cast around them, which seem to have no relationship to the light. In fact, some of the shadows actually act contrary to the light, darkening spaces leading into light sources!

The tomb shadows avoid light and attach themselves only to those characters furthest from a light source. A bright light forces them to scurry back into the darkness. They also avoid holy symbols; they will not attach themselves to clerics or other obviously pious creatures.

These supernatural creatures cannot be harmed by physical means, but they can be turned or damaged via magic. Bright light will deter or potentially damage them (see stat block). In playtests, the shadows were deterred by the characters lighting as many light sources as they could (multiple torches, lanterns, candles, etc.). The shadows do not attack, but will slowly drain the energy of characters to which they've attached at



the rate of 1 Strength point per round. Once the characters first “notice” the shadows, give the characters one round to react, then the shadows’ attack begins.

**Tomb shadows (6):** Init N/A (able to always surprise); Atk enervate (automatic hit once attached, dmg 1 Str (temporary)); AC N/A (incorporeal); HD 4d8; hp 17 each; MV fly 60’ (move at same speed as character they are attached to); Act 1d20; SP attach (once adjacent to a target, tomb shadow attaches to that target and moves with it, as if it were a normal shadow), incorporeal (moves along ground/walls like a normal shadow), immune to physical attack, vulnerable to turning (avoid attaching to clerics), vulnerable to light (chased off by bright light; full daylight causes 1 point of damage per round), vulnerable to select magic spells (e.g., *banish*, *magic missile*, etc.); SV Fort +4, Ref +4, Will +10; AL C.

**The Skeletons:** The shelves opposite the coffins hold the bones of wives, children, cousins, aunts, uncles, and other relatives of the various Dukes of Magnussen. There are 10 to 12 skeletons crammed into the shelves across from each coffin.

The coffins hold the dukes themselves. The thirteen stone lids (DC 14 Str check to move) are engraved with the numerals I (1) through XIII (13) and contain the remains of the corresponding duke, except for the thirteenth coffin, which contains the secret staircase.

**All royal skeletons:** Each skeleton wears rotted royal robes, assorted gold jewelry, and a signet ring with the family seal. The curse from area 1-1B is relieved by anyone wearing such a ring. The jewelry is worth 50 gp per coffin.

**I:** Skull is missing.

**II:** Skull and right forearm are missing.

**III:** Skull and left hand are missing.

**IV:** Skull and left leg are missing.

**V:** Skull and most of upper rib cage are missing.

**VI:** Skull and spine are missing.

**VII:** Skull and left arm are missing, but left hand is there.

**VIII:** Skull and right upper arm are missing.

**IX:** Skull and lower rib cage are missing.

**X:** Skull and right leg are missing.

**XI:** Skull and pelvis are missing.

**XII:** Skull and neck bones are missing.

**XIII:** No body. When the stone lid is removed, the characters reveal a dark staircase that leads down at a very steep angle. It leads to area 1-4.

**The Trapped Doors:** The double doors to area 1-3 support a massive granite block built into the ceiling. A dwarf or thief who carefully examines the ceiling around the double doors will note that it is composed of a single large block. The doors open inward to area 1-3, and when pushed open they remove the supports for the large granite block, which crashes to the ground. All characters near the door must make a DC 12 Reflex save or take 1d6+3 damage. The granite block crumbles

when it lands, allowing safe passage to 1-3. The trap can be disabled (DC 14) by a thief who somehow supports the block while carefully opening the doors partway.

**The Secret Staircase:** The thirteenth coffin contains a steeply-angled staircase that winds down more than 100 feet to area 1-4. There are no railings on the staircase.

**Area 1-3 – Mourning Room:** *This square room has two stone arm chairs against each wall. Opposite you is a plain-looking granite door with a single iron handle set into its center. Crossed halberds are mounted before the door, and two well-worn shields bearing the Magnussen crest hang from the wall beside the halberds. The room appears to be a sitting room of some kind, perhaps used once for mourning the dead.*

No one has been beyond this room since Duke Magnussen I. Any character who approaches the door notices that the halberds and shields begin to rattle. A royal signet ring is no protection. If the weapons, shields, or door is disturbed, the weapons and shields spring to life and attack, with the halberds on offense and the shields on defense (reflected in the AC noted below).

Importantly, the door opens *outward* into area 1-7. The door was closed once, generations ago, and then mortared shut from the other side. It can be opened only via magical means (e.g., *knock*) or prodigious strength (DC 20 Str check). A character who bashes down the door finds himself tumbling through the doorjamb into the empty space beyond—allow him a DC 14 Ref save to grab the edge; otherwise, he falls 100 feet to the river below at area 1-4 for 9d6 damage (reduced due to water landing).

**Animated halberds (2):** Init -4; Atk slash +6 melee (1d12+2); AC 18 (reflects steel hardness as well as shields that leap to intervene and block attacks); HD 3d8; hp 15 each; MV fly 30’; Act 2d20; SP immune to turning, immune to mind-affecting magic, poison, disease, etc.; SV Fort +6, Ref +1, Will +6; AL N.

**Area 1-4 – Cave of the Pit:** This cave is quite large and is divided into several sub-areas. Read this description when the characters first enter, then go on to the appropriate sub-area:

*This large natural cave is several hundred feet wide and at least that tall. There is a small river crashing out of the northern wall and bisecting the cave before it rains outward through a cliff into the open air. The sound of rushing water is incredibly loud, and murky sunlight filters through the misty cave opening.*

*On your side of the river is the staircase you descended and a strange circular arrangement of bones.*

*Rising out of the river is a gigantic column, its top unseen in the darkness above. Its base has been badly eroded by the river, and it leans at a precarious angle.*

*On the other side of the river is a stone archway leading into the cavern wall.*

The Stinking Pit to Hell at area 1-4E periodically vomits forth 1d4+1 devils, which immediately attack. The author recommends these be used as random encounters at a pace of roughly one set of devils for every 30 minutes of character exploration. Alternately, the judge can use them to encourage the characters to keep moving. See area 1-4E for more info.



**Area 1-4A – The Revivification Circle:** At this place in the rocky cavern floor, there is a disturbing arrangement of bones. A collection of skulls has been arranged in a circle with a skeleton at its center. There are twelve skulls arrayed equidistant around the circle. No, not quite equidistant: one place is an empty slot marked by a carved depression, so there are thirteen slots and only twelve skulls. The skeleton at the center of the circle is missing its skull, and is quite clearly composed of bones from different sources; the length and shape of the various limbs don't quite match each other.

The twelve skulls each come from a Magnussen duke, as do the bones; all were harvested from the parts missing from the coffins in area 1-2. When the thirteenth skull is placed in its position, the first duke's ritual will be completed; the Silver Skull will then materialize atop the skeleton, which comes to life as the other souls are condemned to eternal hell. Wizards have a 75% chance of understanding the purpose of this arrangement.

**Area 1-4B – The River:** The river has a very fast current. It looks to be at least 5 feet deep, possibly more.

The river runs quickly. It can be crossed, though it reaches a depth of six feet at its center and some swimming is required. Characters with the appropriate 0-level occupation can swim across (provided they doff any heavy armor).

**Area 1-4C – The Waterfall:** The river passes out of a natural cave mouth into the daylight beyond, where it then crashes down the cliff face in a cloud of mist.

The waterfall covers about 100 feet of descent. Anyone who falls down the waterfall takes 7d6 damage (partially reduced due to water landing).

**Area 1-4D – The Column:** The gigantic stone rising up from the water must be 30 feet across. It seems to be man-made: it is perfectly round and smooth, except for what appears to be a rocky hole near the top. At its base, however, erosion has taken its toll. The column has been worn down to a width of only a few yards across at the waterline, and the stone there is spider-webbed with cracks. In fact, the whole column tilts at a slight angle, starting at this well-worn

point. Strangely, there seem to be “rings” visible in the worn-away column, like the rings of an aged tree.

The top of the column supports the Silver Skull (see area 1-7). There are thirteen consecutive rings of granite in the stone column, each the proportional width of the lifetime of one duke. As each duke's lifetime passes, the stone slowly wears away. When the last duke dies, the column will collapse. If the Silver Skull has not escaped to the revivification point (area 1-4A) by that point, it will fall into the Pit (area 1-4E) when the column collapses, its soul forever claimed. Of course, if the Silver Skull has escaped and completed its ritual, the column will collapse with no effect.

There is a small cave on one side of the column (area 1-6). It is clearly visible from anyone standing close to the waterfall but is otherwise obscured by the curve of the column.

**Area 1-4E – The Stinking Pit of Hell:** Any character who carefully observes the river notices the pit. Otherwise, it is not noticed until the devils rush forth (see below).

You notice that the water behaves strangely in one portion of the river. About halfway across, upstream of the column, there appears to be a 5-foot-wide hole in the river. You haven't seen anything like this before: the water level remains steady, but waves seem to simply stream around the hole. A yellowish-looking steam spurts upward from the hole in fits and starts.

If characters wade close to the pit, read the following:

The air becomes unbearably hot as you get near the pit. Waves of heat emanate outward from it. The water nearby boils and bursts into sickly yellow steam when it touches the pit's interior. The walls of the pit appear to be a lava-like rock.

This pit is a direct conduit to Hell. The devil that bargained with Duke Magnussen I captured his soul in the Silver Skull and built a direct route for transfer of the souls of his descendants. This same route will of course be used for Duke Magnussen I himself should he not live up to his side of the bargain. Over the centuries, the duke's infernal patron has called



up many devils from this pit and sent them on important errands (such as harvesting bones from the coffins above to form the circle at area 1-4A or carting the current duke's daughter to the 417th level of Hell in area 1-5B).

In game terms, the pit is an extradimensional portal. Anything that travels down the pit finds that gravity ends after about 500 feet of falling. At that point the object begins moving horizontally and emerges from a cave in Hell.

Long before any creature can make that journey, however, they have to contend with the many, varied devils that dwell within. For every 30 minutes the characters spend anywhere in area 1-4, 1d4+1 devils are vomited from the pit to attack. The first to come forth are worm devils, then toadstool devils, then eyestalk devils, then the pattern repeats.

**Worm Devils (1d4+1):** *These squirming, maggot-like creatures are revolting to look upon. About 75 pounds in weight, they consist of a central worm-like body with four legs jointed in opposite pairs. Instead of feet, they have hands with thumbs with which they walk like loping monkeys. One end of their vermiform bodies has three eye-stalks, and there is a single fin-like wing set to one side of their backs.* Init +2; Atk claws +6 melee (1d8+2) or projectile vomit +4 missile fire (60' range, 1d4 acid plus target has -2 nausea penalty to all actions for 1 turn); AC 14; HD 2d8; hp 9 each; MV jump 40' or fly 10'; Act 2d20; SP half-damage from non-magical attacks (including fire, cold, acid, etc.); SV Fort +5, Ref +2, Will +4; AL C.

**Toadstool Devils (1d4+1):** *This creature looks like a walking armored toadstool. It has a round shell of some black shiny substance supported by at least a dozen clattering legs. It doesn't appear to have any sort of mouth or sensory organs.* Init +1; Atk ram +8 melee (1d6+2); AC 20; HD 2d8+2; hp 11 each; MV 30'; Act 1d20; SP half-damage from non-magical attacks (including fire, cold, acid, etc.); SV Fort +6, Ref +1, Will +4; AL C.

**Eyestalk Devils (1d4+1):** *This top-heavy creature has four small legs, a narrow body, and a tall, stout neck. Set into the neck are four eyes facing forward. Each eye glows a different color...then begin shooting beams at you!* Init +2; Atk eyebeam +5 missile fire (100' range; 2d4 or paralysis (DC 16 Fort or duration 48 hours) or fire (1d6 plus on fire for additional 1d6 until spend entire round beating out flames)); AC 14; HD 3d8+3; hp 17 each; MV 30'; Act 4d20; SP half-damage from non-magical attacks (including fire, cold, acid, etc.), eyebeams (as noted above: damage, paralysis, or fire); SV Fort +5, Ref +2, Will +4; AL C.

**Area 1-4F – Corpse Pile:** The pile of corpses is not immediately visible from the other side of the river until a character closely scans the opposite bank, at which point it becomes obvious.

*At this place in the cave is a pile of rotting corpses. There appear to be four of them. Three are in peasant farmer garb. The fourth wears the black cloak and hood of an executioner.*

The Silver Skull can take possession of bodies for a limited time, but doing so usually kills the host. This is a pile of recently possessed corpses. There is nothing of value on them. Note that the Silver Skull may choose to take possession of these corpses during combat (see area 1-7). If so, use the stats below.

**Silver Skull-possessed zombie (4):** Init -4; Atk bite +3 melee (1d4); AC 9; HD 3d6; hp 10 each; MV 40'; Act 1d20; SP undead; SV Fort +4, Ref -4, Will +2; AL C.

**Area 1-5 – The Room of Planes:** It was in this magical chamber that Duke Magnussen I first made contact with his infernal patron. The *Book of Planes* is a powerful magical artifact that the first duke crafted. It is unfinished and could potentially be put to use by an ambitious wizard. Show the players Handout A and read the following:

*The walls of this room are made from hammered sheets of polished brass, so bright they blind you with the reflection of your torch-light. In the center of the room is a brass pedestal supporting a massive tome with metal plates for pages. In two of the room's corners are 10-foot-tall statues of armored fighting men.*

This room exists on multiple planes at once and normal modes of navigation (such as a compass or lodestone) cease to work here.

**Book of Planes:** This massive book is made of an alien metal and weighs 300 lbs. It is nearly invulnerable, being harder than iron and having a 95% chance to resist all magic of less than caster level 7. Wizards have a 25% chance of knowing its legend. The *Book* has 64 pages divided into two-page spreads. A wizard who properly carves an image onto a given spread and also creates a corresponding statue can use the *Book* to transport himself to that place—whether it is intra-planar teleporting or cross-planar travel. Turning the page and activating the magic are simultaneous; a character cannot look at a page before activating it.

When the characters first look at the book— which is opened to the halfway point—they find a scene showing the very room they are in. Many of the book's pages are not yet inscribed and are blank. As the characters decide to explore the book, it is recommended that the judge have them encounter area 1-5A (plane of water) then area 1-5B (417th level of Hell), in that order, no matter how they declare they are exploring the book. If they pursue a third location, the judge can either create one or rule that the remaining pages are blank and have no effect.

The stone statues are alive on other planes of existence. When a character moves to a certain plane, one of the stone statues turns into a living automaton on that plane made of an appropriate material (e.g., water for the plane of water). Because the *Book of Planes* exists in multiple planes at once, the statues act as guardians to ensure extraplanar interlopers don't start flipping pages and move themselves onto this plane.

**Area 1-5A – Plane of Water:** *As you turn the book's page, the room disappears and you are now on a sandy beach. The book and brass pedestal are still before you, with the page now depicting a scene of roiling oceans with deadly fish, strange fish-men, and living water-creatures. Looking around, you realize you're now in a place that fits that description! The small island on which you are standing is less than half a mile wide, and the ocean that surrounds it as far as the eye can see is alive with strange creatures. One of the statues has also transported with you, and on this world you can see it is actually a well-muscled giant with a huge axe in his hand. However, instead of being a stone statue, the giant seems to be made of solid water.*

There is no map for this area – it is simply a sandy beach, as described. This is the elemental plane of water. The characters see various fish-men, sea serpents, and whales swimming in the distance. Shells litter the beach, and characters that think to search for pearls find 1d6 of them worth 20 gp each.

The living statue is a guardian that prevents unauthorized access to the *Book of Planes*. It will not fight the characters (because they arrived here using the *Book*, it assumes they are innocuous). It does not communicate. Stats are provided here just in case they are needed.

**Giant Water Warrior:** Init -2; Atk large axe +5 melee (1d8+2); AC 18; HD 3d10; hp 20; MV 30'; Act 2d20; SV Fort +5, Ref +2, Will +2; AL N.

Allow the players a few minutes to explore the empty beach, then read the following:

*One of the waves lapping at the beach somehow defies gravity to continue moving past the beachhead. The 6-foot-tall living wave halts in front of your party and undulates in a strange motion as a gurgling voice proclaims, "What word have you for the water lords?"*

No matter how the players answer, the wave is dissatisfied. The characters are not yet powerful enough to placate the water lords who demand a price for entrance to their domain. After a few rounds of haggling, the living wave sounds a loud roar, like the crash of a wave, and dozens more living waves advance on the characters. They push the party back toward the perimeter of the *Book of Planes*. If the characters resist, grant them an opposed Strength check against the +20 Strength modifier of the waves. The waves then hold the characters near the book until they depart.

The characters can use the *Book of Planes* to return at a later date (with this adventure hook being left to the discretion of the judge).

**Area 1-5B - The 417th Level of Hell:** *As you turn the book's page, the room disappears and you are now in a dark, sweltering cave. The air is extremely hot, still, and oppressive; the walls are coal and other dark stones; and the low ceiling seems to go on for miles in every direction. The book and squat pedestal are still before you, and one of the statues has also transported with you. On this world you can see it is actually an enormous fighting man made of coal. But your attention is quickly diverted by the screaming nearby. Looking in that direction, you see the duke's daughter bound in the midst of a pentagram, while a spindly, barbed devil approaches her with a wicked dagger in its hand!*

There is no map for this area; it is simply an open space as described. This is the 417th level of Hell. After the Silver Skull kidnapped the duke's daughter, his patron sent a minion to conceal her in this place. He has been preparing the ritual to slay her and contribute her skull to the revivification circle at area 1-4A.

As soon as the barbed devil sees the characters, it advances to attack. It wields *Abathon*, a magical dagger. However, the devil does not hesitate to use its barbed burst (which will probably kill the girl, too). The devil would prefer to kill her in a significant ritual but will certainly not defer from the most efficient means of self-defense on her account. Unless the characters think to immediately protect the girl somehow (which, in playtests, they generally don't), she will most likely perish in combat. (Assume she has 1d4 hp as a level 0 character.)

**Note:** In most playtest sessions, the duke's daughter died in this engagement. However, in a few, the daughter *did* survive. The characters must act decisively to save her. Don't be afraid to let her die if the characters do not quickly prevent the barbed devil from slaying her, either directly or via its barbed burst.





The statue has stats as in area 1-5A, but it will not engage in combat.

The air is extremely hot. For every round of combat, every character loses 1 hp from heat exhaustion.

The girl squirms in her bindings and screams for help. She probably won't survive the combat, but if she does, she knows nothing about the Silver Skull or any other lore. She was kidnapped, brought here, then bound while the devil began drawing the circle. When the characters break the circle (by stepping through to reach her), they disrupt the preparation of a ritual but cause no other great harm.

Should the characters decide to explore this area in spite of the heat, they find it is simply an endless expanse of low-ceilinged, super-heated wasteland. The judge is welcome to expand further should he wish.

**Abathon, ceremonial +1 dagger (athame):** Int 5; AL C; bane: men (19-20 crit threat range); communication: simple urges; special purpose: harvest souls for its master; special powers: improved vampiric touch (wielder heals 1 hp on any hit that causes 5+ damage); *detect magic* 1/day, *detect invisible* (ongoing); wielder speaks Infernal.

**Barbed devil:** *This spindly humanoid must be over 8 feet tall if it stands upright, but it bends over like a hunchback. It has long, skinny limbs that move as if they're double-jointed. Its entire body is covered with short hooked barbs. Its beady eyes look upon you with malice as it raises a ceremonial dagger to attack!* Init +4; Atk Abathon +7 melee (1d4+4 (includes Str modifier) plus special traits as noted above) or claws +6 melee (1d4+4) or barbed burst (see below); AC 16; HD 4d8+8; hp 26; MV 30'; Act 1d20; SP half-damage from non-magical attacks (including fire, cold, acid, etc.), barbed burst (explosive discharge of sharp barbs from its skin; 1d6+2 damage to all creatures within 30'; usable 1/day); SV Fort +6, Ref +4, Will +6; AL C.

**Area 1-6 - The Aerie:** This cave is hidden by the curve of the column. It is clearly visible only if the characters walk around the column to the waterfall. If the characters somehow scale the cliff to enter the aerie, read the following:

*This low-ceilinged natural cave stinks of guano. It is filled with bones, bits of hair, and rotting remains that look like they've been gnawed repeatedly.*

A pterodactyl lairs here. The Silver Skull's patron makes use of it on occasion. The pterodactyl stays in its lair unless provoked or urged forth by the Silver Skull.

**Pterodactyl:** Init +2; Atk bite +8 melee (1d10) or claw +2 melee (1d4); AC 15; HD 6d8; hp 26; MV 10' or fly 50'; Act 1d20; SV Fort +6, Ref +5, Will +2; AL N.

**Area 1-7 - Diabolic Circle of the Silver Skull:** The characters can explore this area directly after 1-3 or after climbing up from 1-4. The text below assumes they enter from area 1-3; adjust as needed:

*You open the door and see before you a large cave. There is no floor, just an abrupt drop-off into darkness past the doorway. In the middle of this large open space, level with you, is the top of a 50-foot-wide column, which leans at a slight angle. The edge of this column is about 10 feet away from the door's threshold. At the center of the circular top of the column is a gleaming silver skull, surrounded by a white powder arranged in a wide circle around it.*

This is the Silver Skull, also known as Duke Magnussen I. When he died, his natural skull was removed to area 1-4 while his soul was transferred to this solid-silver magic artifact. There it has remained for nearly 300 years, methodically influencing the world around it. The Silver Skull has many of the spellcasting abilities that the duke possessed when he was alive, and is, in effect, a level 6 wizard. Its primary abilities relate to invoking its patron, which it can do far more often than normal wizards as a result of the special ritual that sent its soul here. In the past, the Silver Skull's patron has aided it in fairly significant ways. The patron allowed it to change the face of the beheaded man at the start of the adventure and send the pterodactyl to retrieve the transformed executioner.

The white powder is salt; it forms a magic circle that limits the powers of the Silver Skull. The Silver Skull is currently able to use its spells *only* in area 1-7 and the cave at 1-4. It can take possession of other creatures and send them out on errands (particularly with its patron's aid) but that is all. If the characters break the magic circle—either by setting foot within it or by physically disrupting it—the Silver Skull can send its soul back into a mortal vessel, either to forcibly take possession of another body or to inhabit a corpse or skeleton. Unlike its normal possession attack, this soul transfer is permanent.

The Silver Skull weighs only a few pounds and is easy to hurl. In two separate playtests, the characters disposed of it by hurling it into the river below (using a lasso in one game and the *ropework* spell in another). When thrown, it is magically sucked into the pit at area 1-4E. No matter which direction the Silver Skull is hurled it re-orientates itself to aim toward the pit and vanishes in a cloud of brimstone.

**Tactics:** The Silver Skull lashes out the moment it sees a target. It casts spells silently with no motions or materials. It makes no noise but glows intermittently, especially when launching attacks.

In the first round, it will use one action to possess the four zombies at area 1-4F and send them rushing up the stairs to 1-2 in order to attack the heroes from behind. No control check is necessary for these mindless un-dead. They will arrive at the beginning of the fourth round. Note that while possessed the zombies' heads turn into silver skulls! (If the characters have not yet discovered area 1-4, they probably will now, as the zombies disappear, all spell names, capitalized emergence in area 1-2).

In the second round, the Silver Skull possesses the pterodactyl and sends it swooping up to harry and attack the characters. It then launches spells constantly, including multiple *lightning bolts* and powerful *magic missiles*.

Note that the doorway to area 1-7 only has enough space to allow a maximum of three characters to attack at once.

**The Silver Skull, a.k.a. Duke Magnussen I (unique living artifact, formerly a level 6 wizard):** Init +5; Atk spells or possession; AC 14; HD 4d10+4; hp 28; MV – (cannot move); SP spell-casting (spell check +8, spells known: (level 1) *cantrip*, *charm person*, *invoke patron* (extraordinary ability; see below), *magic shield*, *magic missile* (appears as barrage of glowing skulls), *patron bond*, *sleep*, (level 2) *ESP*, *forget*, (level 3) *lightning bolt*); possession (see below), patron (see below), half damage from nonmagical attack forms; Act 2d20 (one spell plus one possession); SV Fort +6, Ref +0, Will +10; AL C.

**Possession:** The Silver Skull can possess creatures within areas 1-4 and 1-7. A possessed creature acts under the complete control of the Silver Skull. It can possess the zombies automatically; once possessed, their heads turn into silver skulls. It can also possess the pterodactyl automatically (no change in appearance). The Silver Skull can also attempt to possess one of the characters. In this case, the character receives a Will save against the Silver Skull's spell check. Possession attempts require one action, and once creatures are possessed, the Silver Skull must use one action each round to maintain control of them. Possessed heroes appear to have their heads transform into silver skulls while they are possessed. Up to ten creatures can be controlled in this way. When the Silver Skull is killed, the possession ends.

**Invoke patron:** The Silver Skull has a very direct relationship with its patron as a result of the special ritual that created it. Generally speaking, it receives direct intervention from the patron almost immediately as it is requested.

## CONCLUSION



In playtest sessions, the Duke's daughter died more often than not. Clever, quick-thinking players *have* managed to save her—but most playtests ended with her death. The characters may or may not decide to present their faces to the current Duke Magnussen after they fail to save his daughter. He obviously offers no reward for her corpse, and lashes out at the characters for their failure. But the characters did destroy the Silver Skull and end the prophecy of the Thirteenth Skull, and they now have access to some interesting portals to other planes. It is recommended that the Judge seal the Stinking Pit (area 1-4E) after the Silver Skull passes through it, but the *Book of Planes* remains a powerful artifact that could send the characters on many future adventures...

This printing of DCC#71: The 13th Skull is done under version 1.0 of the Open Gaming License, and the System Reference Document by permission from Wizards of the Coast, Inc. Designation of Product Identity: The following items are hereby designated as Product Identity in accordance with Section 1(e) of the Open Game License, version 1.0: Dungeon Crawl Classics, DCC RPG, Mighty Deed of Arms, spell check, Luck check, spellburn, mercurial magic, corruption, disapproval, all spell names, all proper nouns, capitalized terms, italicized terms, artwork, maps, symbols, depictions, and illustrations, except such elements that already appear in the System Reference Document.

Designation of Open Content: Subject to the Product Identity designation above, such sections of creature statistics as derive from the SRD are designated as Open Game Content.

Some of the portions of this book which are delineated OGC originate from the System Reference Document and are copyright © 1999, 2000 Wizards of the Coast, Inc. The remainder of these OGC portions of these books are hereby added to Open Game Content and, if so used, should bear the COPYRIGHT NOTICE "DCC #71: THE 13TH SKULL, copyright © 2012 Goodman Games, all rights reserved, visit [www.goodman-games.com](http://www.goodman-games.com) or contact [info@goodman-games.com](mailto:info@goodman-games.com)"

DCC#71: The 13th Skull is copyright © 2012 Goodman Games. Open game content may only be used under and in the terms of the Open Game License.

OPEN GAME LICENSE Version 1.0a

The following text is the property of Wizards of the Coast, Inc.

and is Copyright 2000 Wizards of the Coast, Inc. ("Wizards"), All Rights Reserved.

1. Definitions: (a) "Contributors" means the copyright and/or trademark owners who have contributed Open Game Content; (b) "Derivative Material" means copyrighted material including derivative works and translations (including into other computer languages), potation, modification, correction, addition, extension, upgrade, improvement, compilation, abridgment or other form in which an existing work may be recast, transformed or adapted; (c) "Distribute" means to reproduce, license, rent, lease, sell, broadcast, publicly display, transmit or otherwise distribute; (d) "Open Game Content" means the game mechanic and includes the methods, procedures, processes and routines to the extent such content does not embody the Product Identity and is an enhancement over the prior art and any additional content clearly identified as Open Game Content by the Contributor, and means any work covered by this License, including translations and derivative works under copyright law, but specifically excludes Product Identity; (e) "Product Identity" means product and product line names, logos and identifying marks including trade dress, artifacts, creatures characters, stories, storylines, plots, thematic elements, dialogue, incidents, language, artwork, symbols, designs, depictions, likenesses, formats, poses, concepts, themes and graphic, photographic and other visual or audio representations; names and descriptions of characters, spells, enchantments, personalities, teams, personas, likenesses and special abilities; places, locations, environments, creatures, equipment, magical or supernatural abilities or effects, logos, symbols, or graphic designs; and any other trademark or registered trademark clearly identified as Product

identity by the owner of the Product Identity, and which specifically excludes the Open Game Content; (f) "Trademark" means the logos, names, mark, sign, motto, designs that are used by a Contributor to identify itself or its products or the associated products contributed to the Open Game License by the Contributor (g) "Use," "Used" or "Using" means to use, Distribute, copy, edit, format, modify, translate and otherwise create Derivative Material of Open Game Content. (h) "You" or "Your" means the licensee in terms of this agreement.

2. The License: This License applies to any Open Game Content that contains a notice indicating that the Open Game Content may only be Used under and in terms of this License. You must affix such a notice to any Open Game Content that you Use. No terms may be added to or subtracted from this License except as described by this License itself. No other terms or conditions may be applied to any Open Game Content distributed using this License.

3. Offer and Acceptance: By Using the Open Game Content You indicate Your acceptance of the terms of this License.

4. Grant and Consideration: In consideration for agreeing to use this License, the Contributors grant You a perpetual, worldwide, royalty-free, non-exclusive license with the exact terms of this License to Use, the Open Game Content.

5. Representation of Authority to Contribute: If You are contributing original material as Open Game Content, You represent that Your Contributions are Your original creation and/or You have sufficient rights to grant the rights conveyed by this License.

6. Notice of License Copyright: You must update the COPYRIGHT NOTICE portion of this License to include the exact text of the

COPYRIGHT NOTICE of any Open Game Content You are copying, modifying or distributing, and You must add the title, the copyright date, and the copyright holder's name to the COPYRIGHT NOTICE of any original Open Game Content you Distribute.

7. Use of Product Identity: You agree not to Use any Product Identity, including as an indication as to compatibility, except as expressly licensed in another, independent Agreement with the owner of such Product Identity, independent Agreement with the owner of each element of that Product Identity. You agree not to indicate compatibility or co-adaptability with any Trademark or Registered Trademark in conjunction with a work containing Open Game Content except as expressly licensed in another, independent Agreement with the owner of such Trademark or Registered Trademark. The use of any Product Identity in Open Game Content does not constitute a challenge to the ownership of that Product Identity. The owner of any Product Identity used in Open Game Content shall retain all rights, title and interest in and to that Product Identity.

8. Identification: If you distribute Open Game Content You must clearly indicate which portions of the work that you are distributing are Open Game Content.

9. Updating the License: Wizards or its designated Agents may publish updated versions of this License. You may use any authorized version of this License to copy, modify and distribute any Open Game Content originally distributed under any version of this License.

10. Copy of this License: You MUST include a copy of this License with every copy of the Open Game Content You Distribute.

11. Use of Contributor Credits: You may not market or advertise the Open Game Content using the name of any Contributor unless You

have written permission from the Contributor to do so.

12. Inability to Comply: If it is impossible for You to comply with any of the terms of this License with respect to some or all of the Open Game Content due to statute, judicial order, or governmental regulation then You may not Use any Open Game Material so affected.

13. Termination: This License will terminate automatically if You fail to comply with all terms herein and fail to cure such breach within 30 days of becoming aware of the breach. All sublicenses shall survive the termination of this License.

14. Reformation: If any provision of this License is held to be unenforceable, such provision shall be reformed only to the extent necessary to make it enforceable.


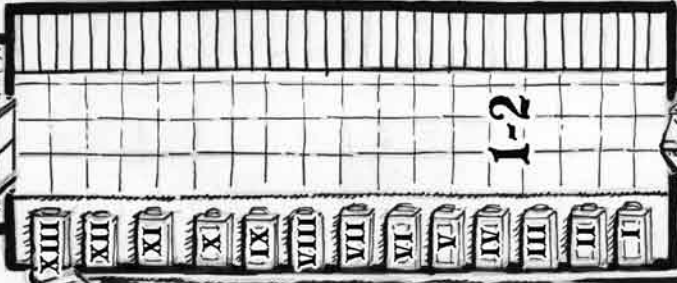
15. COPYRIGHT NOTICE

Open Game License v 1.0 Copyright 2000, Wizards of the Coast, Inc. System Rules Document Copyright 2000 Wizards of the Coast, Inc.; Authors Jonathan Tweet, Monte Cook, Skip Williams, based on original material by E. Gary Gygax and Dave Arneson.

DCC#71: The 13th Skull, copyright © 2012 Goodman Games, all rights reserved, visit [www.goodman-games.com](http://www.goodman-games.com) or contact [info@goodman-games.com](mailto:info@goodman-games.com)

AREA I-5

AREA I-6



# THE 13TH SKULL



□ = 10'

SALES

I-6

I-13

THE LANCE BLADE

I-2

TO AREA I-2

I-2

# THE LANCE BLADE

□ = 10'

I-1

# THE BALANCE BLADE

A Level 2 Adventure

By Joseph Goodman

**Playtesters:** (GaryCon 2011) several fun gamers whose names I neglected to record; (San Diego Playtest Group) Karina Benish, Kevin Cousineau, Sam Carter, Steven Thivierge; (FCB Games) Patrick Anderson, Amy Jordan, Wayne Jordan, Amy Klinner, Brendan LaSalle, Cameron Martinez, Billy Watford

## INTRODUCTION



*The Balance Blade* is a short adventure for a party of level 2 characters. It should take about one four-hour session to complete. This adventure is best played as a one-shot since the conclusion involves intra-party combat. The plot is predicated on the relationship between a wizard and his patron: the basic hook is a patron's request, and the adventure concludes with the patron tempting the wizard with power. However, this is definitely *not* an innocent romp through the planes. The conclusion involves double-crossing and treachery, and the wizard discovers he has been duped by his patron and then sent to slay his fellow adventurers!

*There are three important things to note about this adventure:*

- A wizard with a patron is absolutely required to play this adventure. It's the basic hook and a core part of the adventure's conclusion.
- Character alignment is important. A party of mixed alignments is required to pass through areas 1-3, 1-4, and 1-5, and mixed alignments make area 1-7 more entertaining.
- The adventure requires preparation, particularly for the illusions created by the succubus and demons in area 1-7. Be sure to have index cards and colored stickers handy, and follow the preparation instructions before play.

## BACKGROUND STORY



There is a powerful artifact known as the *Balance Blade*. It is a weapon of neutrality and cannot be manipulated by the Lords of Law or the Chaos Lords. It resides in a strange dimension where is buried the mummy of the last Colossus, a race of enormous giants long since vanished from the universe. Several extradimensional shifts are required to reach the Tomb of the Last Colossus, and due to the unique nature of the *Blade's* temporal neutrality, those shifts can no longer be navigated by gods, demigods, demons, or supernatural beings.

The party wizard's patron requires the use of the *Balance Blade*, but because he cannot reach it—and he cannot send his supernatural servants to acquire it—he must work with his mortal ally. He thus sends the wizard on this important errand. But the patron is not honest in his request...

## PLAYER BEGINNING



Begin the adventure by reading the following. Insert the wizard character's name and patron where appropriate. Note this is all a dishonest ruse, as explained below.

*[Wizard], you have had a long and fruitful relationship with your supernatural patron, [patron name]. You have called for his aid many times and he has helped you out of some difficult spots. Now he has called in his favors and asked for something in return.*

*Last night you were visited by one of his minor servitors, who explained to you the existence of a thing called the Balance Blade. Your patron has safeguarded the Balance Blade for eons, but now this powerful artifact has been stolen by a nefarious wizard known only as the "Necron." The Balance Blade is important in maintaining the cosmic balance between Law and Chaos, and should the Necron succeed in using it inappropriately, the entire balance of the cosmos could be disrupted.*

*Your patron has asked you to retrieve the Blade and defeat the Necron in the process. The Necron was last seen entering the extradimensional caves that lead to the Tomb of the Last Colossus. The Colossi were a race of cosmic giants that have been dead for a hundred million years, and the Tomb of the Last Colossus has floated between the planes for that entire time.*

*In a swirling, flashing explosion, your patron transports you and your friends to an extradimensional place at the entrance to the Tomb of the Last Colossus. Your task: catch up to the Necron and retrieve the Balance Blade before it is too late!*

## JUDGE'S NOTE



There is no Necron; he is a fiction created by the patron to appeal to the characters' sense of heroism. Characters will not know any history, rumors, or lore associated with the name, since it is fictitious. The Tomb of the Last Colossus does exist, and the characters are sent there because the patron and his minions cannot directly enter themselves. No wizard in the party has ever heard of the *Balance Blade* before; it is such an ancient weapon, so removed from human history that only wizards of level 6 or higher may have encountered lore associated with it.

Because the wizard's patron has specifically asked him to pursue this mission—and the patron wants the wizard to succeed—the wizard has an improved ability to *invoke patron*. Give him a +4 bonus to all *invoke patron* spell checks on this adventure, and allow for other "special requests" of the patron as well, as the character may attempt.

Encourage the inter-party dynamic where the players "blame" the wizard player for "getting them into this mess." It should be clearly understood that the only reason they're on this mission is because the wizard's patron told him to participate!



## PREPARATION BEFORE PLAY



he judge must prepare properly or this adventure will not work well. Before the game begins, do the following things.

First, purchase some index cards and colored stickers. Index cards should be easy to find. For colored stickers, the author recommends color-coding labels, such as those manufactured by Avery and available at office supply stores.

Second, label your players' character sheets by alignment. *Don't tell the players what the colored labels mean!* Choose a simple code (i.e., blue = lawful, green = neutral, red = chaotic, depending on the colored stickers you have available). Place a label in a visible corner of each character sheet. Again, don't tell the players what the labels mean. If you have extra colors (such as yellow or orange in the example above), add a few of these meaningless extra colors to the character sheets as well to throw the players off.

Third, write out messages on the index cards per the description of area 1-7. You'll need one index card per character, and the message varies according to the character's alignment, as noted in area 1-7.

## AREAS OF THE MAP

**Area 1-1 – The Looping Caves:** *You suffer a moment of disorientation, then you and your friends are transported to a strange place. You stand just inside the entrance to a rocky passage. Behind you is the cave mouth, which opens out to a strange red sky filled with alien constellations. Before you, the cave stretches ahead then branches into two passages.*

The characters cannot exit; any attempt to do simply results in them re-appearing back in the passage where they started.

Of the two passages ahead, one slopes upward and one downward. After about 200 yards, *they both lead to the same place*, which is area 1-2. Do not question this geographic magic; it is simply so. In game terms, a character who reaches area 1-2, then returns to area 1-1 and takes the other fork arrives back in area 1-2! Characters do not "replicate" or create "doubles," but travel between the forks will allow a "separated" party to reunite by traveling in different directions.

In playtests, the players typically spend 10-15 minutes sending messengers back and forth between the two tunnels before they finally satisfy their curiosity.

**Area 1-2 – The Obelisk:** *The passage opens into a wide cavern. Another cave mouth can be seen on the far wall. A rough-carved obelisk of red stone occupies the center of the room. There are symbols carved on the obelisk.*

Three faces of the obelisk are blank, and the fourth is inscribed with five runes. They can be understood only via magic (e.g., *comprehend languages*) or a character who speaks the Chaos tongue. They read, from top to bottom:

- Chaos
- Annihilate
- Transport
- Walk
- Kill

The runes are "normal stone" to the touch and do not trigger or activate if disturbed. As the characters explore the rooms that follow, the runes will disappear, one by one, as noted below.

- Chaos: fades when the chaos changeling is defeated in area 1-3
- Annihilate: fades when the *rune of annihilation* is triggered in area 1-4
- Transport: fades when the *rune of transport* is triggered in area 1-5
- Walk: fades when a character walks through the wall at area 1-6
- Kill: fades when the succubus is killed at area 1-7

In playtests, the players typically are stumped by the obelisk, then return after exploring past it. When they return they note the faded runes and that often leads them back to 1-1 to see if "both obelisks" (in the "upper passage" to 1-2 and the "lower passage" to 1-2) are affected. Usually it is that observation which finally convinces them that area 1-1 has two passages to the "same" 1-2.

**Area 1-3 – The Chaos Beast:** *The passage opens into a small rocky cavern. You can smell the bitter tang of Chaos in the air. On the far side, you see thick iron bars blocking the only other exit. As you move cautiously forward, something stirs in the darkness. A bulky form rises from the cavern floor. It is like a gigantic crocodile but with the legs of a stork or rooster. The bizarre monster has the eight-armed sign of Chaos inscribed on its forehead. With a bellow it charges!*

Roll for initiative!

**Taint of Chaos:** The taint of Chaos is strong in these caves. Chaotic characters feel it in their bones; lawful characters feel nervous and jittery. There was a time eons ago, when the Tomb of the Last Colossus was accessible to deities, when the Lords of Chaos visited and made this place holy. But they were not able to pass the bars to area 1-4, and so they never traveled further.

**The chaos changeling:** The chaos changeling charges, but it will only attack lawful or neutral characters. As it fights, it mutates constantly. Each round of combat, roll 1d4 twice and cross-reference on the table below to determine which part of its body changes. Use the record-keeper below to track the changes and their effects on its stats.

When the changeling is killed, its body turns to an oily liquid, swirls into a single spot on the ground, and "drains" into the floor, leaving behind a sign of chaos charred into the cave. The sign is burning hot (1d4 damage if touched). It will re-form to another changeling when sparked by the right chaos spell.

**Chaos changeling:** Init +2; Atk bite +4 melee (1d8+2); AC 14; HD 6d10; hp 40; MV 20'; Act 1d20; SV Fort +6, Ref +2, Will +4; AL C.

**The Barred Exit, or the Gate of Law:** The thick iron bars are unbelievably tough. They are set directly into the cavern floor and ceiling, and are placed so close together that even a halfling cannot pass through. Characters can see beyond to area 1-4.

These bars are known as The Gate of Law and *can only be bent by a character of lawful alignment*. Characters of chaotic or neutral alignment cannot bend them, no matter how great their Strength, how successfully they roll, or what magic or weapons they bring to bear.

However, a character of lawful alignment, no matter how weak or disabled, can bend the bars as if he were Hercules! The lawful character finds the bars simply part with his tiniest effort. Allow them a Strength check but the bars bend no matter how bad (or good) the roll.

Once a lawful character has bent aside the bars, everyone else can easily step through the hole he creates, no matter what their alignments.

Use the colored labels on the character sheets to easily note the alignment of a character who attempts to bend the bars. This should make it easy for you to tell when a character of the right alignment has made an attempt.

This gate usually stumps the players for some time until they "get lucky" and a character of lawful alignment tries to bend the bars. If the players are stumped for too long, the judge should feel free to offer hints.

**Area 1-4 – The First Rune:** *The bars open to a narrow cave that extends 40 feet to yet another set of bars.*

Inscribed in the rocky floor, hidden under a layer of dirt, is a *rune of annihilation*. It is halfway down the corridor. The first character in line triggers it when it is disturbed, and a black globe of death flashes out in a 5-foot radius: DC 12 Ref save or the character is instantly annihilated. A thief who finds traps will notice an impression of the symbol under the dirt and can disable the trap by breaking the lines of power.

**The Barred Exit, or the Gate of Neutrality:** These thick iron bars are unbelievably tough and once again are triggered by alignment. As at area 1-3, they will prove invulnerable to all attempts to pass by chaotic or lawful characters but open with the slightest effort to a character of neutral alignment.

**Area 1-5 – The Second Rune:** *The bars open to another narrow cave that extends 30 feet to another barred gate.*

Like the last corridor, this one features a trap: a *rune of transport*, inscribed in the rocky floor, hidden under a layer of dirt halfway down the corridor. The first character in line triggers it when it is disturbed, and a flash of white light transports the character one million years into the past: DC 13 Will save or gone forever. The trap can be detected and disabled by a thief just like the one in area 1-4.

**The Barred Exit, or the Gate of Chaos:** These thick iron bars are like the previous two sets, though they respond only to the touch of chaotic characters and resist all efforts to pass by characters of other alignments.

<b>Chaos changeling: 1d4 each round to determine which part of body...</b>	...then 1d4 to determine what it changes to.			
	1	2	3	4
1 Head	Rooster (Atk bite +2)	Dragon (Atk breathe fire +10 missile fire (range 100', dmg. 2d8))	Goat (Atk gore +4)	Snake (Dmg 1d6 + poison (Fort DC 10 or 1d4 Stamina))
2 Legs	Dog	Horse (MV 30')	Lion (Atk claw +2, dmg 1d4+2)	Ostrich
3 Body	Bull (additional +2 to dmg)	Toad	Ostrich	Bear (additional +2 to dmg)
4 Tail	Scorpion (Atk sting +6 melee, dmg 1d6 + poison (Fort DC 12 or 1d4 Agility))	Lizard	Peacock	Stingray (Atk sting +4 melee, dmg 1d8+4)

### CHAOS CHANGELING BODY TRACKER

Body Part	Start	Round 1	Round 2	Round 3	Round 4
Head	_____	_____	_____	_____	_____
Legs	_____	_____	_____	_____	_____
Body	_____	_____	_____	_____	_____
Tail	_____	_____	_____	_____	_____



**Area 1-6 – The Illusionary Wall:** *The passage opens up into another rocky cave. It veers around to the north, forming a rough “L” shape. There does not appear to be any exit.*

Searching the cave reveals an unusually flat wall face to the north. About 10 feet of wall is smooth and regular, as if it had been carved.

This is in fact an illusionary wall. A character who walks directly into it will pass right through and arrive at area 1-7. In order to walk through it, the character must search it thoroughly and accidentally discover its illusionary nature by pushing his hand through (DC 10 Luck check) or take some action that reveals its illusionary nature (throwing a pebble through, for example). In playtests, groups that paid close attention to the runes in area 1-2 typically concluded they should “walk” through the north wall, per the fourth rune, and discovered the illusion.

**Through the wall:** Walking through the wall leads the character into total blackness and then to area 1-7.

**Area 1-7 – The Succubus:** This room requires preparation. Prepare sets of index cards. You’ll need three kinds—for lawful, neutral, and chaotic characters. Each character should get a separate card (so if you have three lawful characters in the party, you’ll need three cards for them). Inscribe the following text onto each card:

- For lawful characters: *On the bed sits a beautiful woman in a white gown.*
- For neutral characters: *On the bed sits a beautiful woman in a white gown. Beside her is a child about ten years of age.*
- For chaotic characters: *On the bed sits a beautiful succubus: like a naked woman but with fangs and bat wings. Beside her is a spider-like creature that is only a few feet tall and walks on two of its legs.*

Once the cards are prepared, begin the room description. The characters enter this room magically, simply appearing simultaneously at multiple entrance points from the illusory wall at area 1-6. There is no return. When the characters enter, read the following:

*You arrive at different points around the edge of this circular room. It is brightly lit from an unseen source. There are no visible exits and the room is completely empty except for a sumptuous bed at the center of the room.*

Now hand the index cards out with the secondary messages, telling the players that the cards describe the rest of what they see. Use the colored stickers to know which characters get which cards. Don’t reveal to the characters that the trigger is alignment! Ask the players behave based on what their PCs see, and instruct them to “role-play and remain in character” as much as possible. Character should *act* like they see what they are being told they see!

**What’s really in the room?** In reality, the room holds a minor succubus and her demon-child—only chaotic creatures see truthfully here. All other characters see an illusion. But do not reveal what is the “truth.” The succubus fell out of favor eons ago and was assigned as the guard to this place.

Let the scene play out as follows:

**Act 1, the conversation:** The woman asks the characters why they have come. She offers her “hospitality” and says they should stay with her for a while. If questioned, she explains that she was trapped here against her will, eons ago, and can be freed only by the kiss of a “true man.” She needs no sustenance, she says. She avoids questions about characters seeing different things, dismissing them with a coy wave and saying, “Are you being silly?” If asked about the Necron, she says that a mortal wizard *did* pass through here not long ago and that “he left.”

**Act 2, the combat:** At some point a character will attempt to kiss her or attempt to attack (after being convinced by another character that she’s a demon). *Once combat begins, the illusion is maintained.* Characters that *cannot see* the spider-creature/child *cannot attack it.* Lawful characters never see the succubus’ true form. And so on. Encourage the characters to maintain their alignment visions. For example, when chaotic creatures attack the spider-demon, neutral characters will see their allies striking a child and should react accordingly!

**Act 3, the passage revealed:** When the demons are killed, their bodies transform to an oily substance and drain to form a chaos symbol on the floor, as in area 1-3. When both chaos symbols have appeared, the two eight-pointed chaos symbols then merge into a single point on the floor, which reveals a black pit.

**Into the Pit:** It leads to the Tomb of the Colossus. It drops down into darkness as far as the eye can see; objects dropped into the pit disappear at its bottom and never send up a sound. However, about 40 feet down the pit is a small hole flush against the wall. It cannot be seen from above due to the angle, but a character who descends (on rope or via *spider climb*) will detect the hole. It leads into a narrow horizontal crawlspace several hundred feet long, which finally leads to area 1-8.

**Combat:** The succubus attempts to claw or kiss a mortal. If she succeeds in a kiss, she drains part of the target’s soul. She targets lawful characters, then neutrals, then chaotics. These soul drains are her only sustenance in this prison. The kiss is effective (as reflected in the high attack bonus) because it need not penetrate armor—she simply needs to contact flesh. The spider-demon uses its silk to tie up fighter-types, then uses its bite attack.

**Minor Succubus:** Init +4; Atk 2 claws +4 melee (1d6) or demon kiss +8 melee (1d3 permanent Personality drain); AC 10; HD 3d10; hp 25; MV 30’ or fly 30’; Act 2d20; SP type I demon traits (speak Infernal and Common; infravision; *darkness* (+4 check); half damage from non-magical weapons and fire), demon kiss (drains soul in form of permanent loss of 1d3 Personality); SV Fort +8, Ref +8, Will +10; AL C.

**Spider-demon:** Init +3; Atk bite +6 melee (1d6 plus poison) or silk +8 missile fire (special); AC 15; HD 4d10; hp 20; MV 30’ or climb 30’; Act 1d20; SP type I demon traits (speak Infernal and Common; infravision; *darkness* (+4 check), silk (projects string of sticky silk; characters that are hit are restrained until they succeed in a DC 14 Str or Agi check), poison (DC 13 Fort save, 1d4 temporary Strength); SV Fort +4, Ref +5, Will +3; AL C.



**Area 1-8 –The Tomb of the Last Colossus:** The passage from area 1-7 goes several hundred feet before opening into the vast Tomb of the Last Colossus.

*You emerge from the small passage to stand in a vast space far larger than you can comprehend. It is a cave made of the utmost craftsmanship, extending to the limit of your eyesight. A faint light from far above illuminates the entire space. A half-mile in the distance is a massive mummy seated on a giant stone throne. Even from here it seems enormous – this is a mummy that is larger than anything you have ever seen before. As a beetle is to a man, you are to this mummy: it is hundreds or thousands of feet tall.*

Emphasize the sense of scale as the characters explore this room. The author usually lifts up his foot and holds a finger to the sole of his shoe, saying, “You are this tall compared to the mummy.”

After several hours of walking the long circuit around the mummy, allow the characters to find the single door in the base of its giant stone throne. At the back of the throne an unlocked man-sized door leads to a long hall beneath the throne.

Around this point, the players will probably be questioning the existence of the Necron...

**Area 1-9 – Betrayal at the Balance Blade:** *You advance down the long hallway. At the end you find a round room lit by a supernatural glow. In the center of the room is a narrow stone pyramid, only a foot wide at its base and rising to a point three feet above the ground. Balanced atop the point of the pyramid, standing in perfect balance, is a gray longsword inscribed with powerful mystic symbols.*

As soon as the characters enter this room, take the wizard player aside privately and have this conversation with him:

His patron now reveals the truth to him. In a flash of insight, the character understands that his patron deliberately deceived him. There is no Necron. The patron cannot explain the reason for the deception, but reveals that the *Balance Blade* is an incredible artifact of extraordinary power – and it must be his. The *Balance Blade* will shift the balance of power in the Courts of Chaos! If the wizard will claim it for his own and return it to his patron, he can rule beside his patron in the distant Courts of Chaos! It is the right hand of ultimate power: will he refuse? There is but one small test required: the wizard must first whet the *Blade's* thirst by slaying his allies!

If the character complies willingly, the patron smiles in glee and encourages him to think of the power they will share together! If the character doesn't agree, have him make a DC 30 Will save. Failure (which is probable) means he is compelled to take the blade as the patron dominates his will.

Once the wizard takes the blade (voluntarily or not), these things happen:

- His facial appearance changes to that of his patron.
- The patron offers immediate assistance in the form of *two* immediate and free castings of *invoke patron* at the wizard's normal spell check plus an additional +4 bonus. These do not count against the wizard if they fail; i.e., the wizard can't lose the spell for the day due to these castings.
- The *Balance Blade* grants the wizard special powers (see below).
- Then the wizard shouts, “I claim this blade for my master! Let all who stand in my way be destroyed!” He is then compelled to slay his allies and whet the *Blade's* thirst! Let the player-versus-player combat begin!

**The Balance Blade, artifact, +4 longsword:** Int 16; AL N; bane: creatures of lawful or chaotic alignment (defender takes half damage from attacks from banes); communication: telepathy; special purpose: harvest an even mix of lawful and chaotic souls to maintain balance in the cosmos; special powers: shock blade (additional 1d4 damage on hit, increased to 2d4 if target has metal armor or is in water), *banish* (as cleric spell at +10 spell check) 3/day, *detect lawful* or *detect chaotic* at will; wielder speaks all alignment tongues.

## CONCLUSION



In the final combat, the wizard is typically slain by his allies. As he expires, there is a loud crack of thunder and the *Balance Blade* falls to the ground, point-first. Where it lands, an enormous rift opens in the ground, swallowing the remaining characters. They “fall” into a confusing, swirling maelstrom within the ground, then suddenly appear back where they started from. The *Blade* and their wizard ally are gone. Somewhere in the nighttime sky above them, a falling star blazes away into the cosmos, and they sense the soul of their wizard ally has gone to its last reward.

# We're with the band.



**The band of adventurers, that is. Join us in the pages of *Dungeon Crawl Classics* adventure modules. Stand-alone, world-neutral, all new, and inspired by Appendix N. Learn more at [www.goodman-games.com](http://www.goodman-games.com).**



# DCC RPG

# DUNGEON CRAWL CLASSICS

## The 13<sup>th</sup> Skull

#71: A LEVEL 4 ADVENTURE  
BY JOSEPH GOODMAN

**Thirteen generations ago, the ambitious first Duke of Magnussen made a fell pact with an unknown power, who asked for but one thing in return: the thirteenth daughter born to a Magnussen duke. Now, generations hence, the daughter of Duke Magnussen XIII is stolen away by a hooded executioner riding a leathery beast. As it wings back across the city walls to drop behind the Duke's mountain-top keep, all who watch know it alights in the Magnussen family crypts, where the devilish secrets of thirteen generations have been buried and forgotten – until now...**

**This adventure module also includes The Balance Blade, a short level 2 adventure in which a wizard's patron makes a simple request: travel to another plane to retrieve a legendary blade of neutrality. But once the journey is in motion, the wizard finds that not all is as it seems!**

