

# STORY DIGGERS

Created by Sandra Modersohn/Little Learning Lovies Exclusively for Kids Activities Blog.

[www.LittleLearningLovies.com](http://www.LittleLearningLovies.com) & [www.KidsActivitiesBlog.com](http://www.KidsActivitiesBlog.com)

Graphics by Scrappin' Doodles used here with permission

Copyright 2014 ALL RIGHTS RESERVED.

Personal Use Only.

ENJOY!



# How To Play with Story Dice

## Option 1:

Each player tosses all 4 dice at the same time and then constructs a story that incorporates every picture facing up.

Players may choose, before starting the game, to set a minimum or maximum limit on the number of sentences to be used or the amount of time a player has to think before speaking.

## Option 2:

Player 1 tosses one die and begins a story using that picture as inspiration.

Player 2 tosses another die and adds to the story using their picture as inspiration. Play continues until each player has had 3 turns.


## Option 3:





Player 1 tosses all 4 dice and writes the start of a story using all 4 pictures as inspiration (limiting # of words or sentences will be helpful)

The next player tosses all 4 die and continues the story begun by player 1 using the new pictures as inspiration.

Play continues until all players have had a turn.


There are MANY ways to play this! You can even play it entirely by yourself, if you'd like. These are a great way to practice your creative writing.









A large white rectangular area with horizontal brown lines, intended for writing.



A large white rectangular area with horizontal lines, intended for writing or drawing.





A large white rectangular area containing ten horizontal brown lines, designed for writing a story or notes.



A large white rectangular area with horizontal lines, intended for writing a story or notes.