


# Chivalry & Sorcery

Red Book 4th ed.

Warfare & Wizardry in the Feudal Age



Edward E. Simbalist & Will K. Backhaus





# Chivalry & Sorcery

Red Book 4<sup>th</sup> ed.

## Warfare & Wizardry in the Feudal Age

*Dedicated to the memory of Wilfried K. Backhaus who passed away in october of 2009*

*Dedicated to the memory of Edward E. Simbalist who passed away in march of 2005*

*Dedicated to the memory of Jan Vrapcenak who passed away in the fall of 1998*

*Dedicated to the memory of Wes Ives who passed away in 1995*

*Dedicated to the Society for Creative Anachronism (the S.C.A.)*

*Dedicated to the Loyal Order of Chivalry & sorcery (the L.O.C.S.)*

By Edward E. Simbalist and Wilf K. Backhaus

Contributors: Jan Vrapcenak

Ron Gillies

Wayne Wittal

Wes Ives

Phil Mc Gregor





## Introduction

You now hold in your hands one of the largest efforts, in terms of development and testing time, ever published in the wargame industry. The sheer mass of these rules has made it necessary to print in small type rather than in our usual format, but this saving in pages will cause substantial savings in the purchase price of the book.

A rule booklet the length of a novel requires several readings to fully absorb the rules and concepts. Once again, to save excess wordage, in some cases you will come across terms which have not yet been explained. Don't despair, all terms are clearly defined and explained. Keep reading and the definitions of all terms will be found in that area of the text where the full explanation makes the most sense. An example of this is the term BMR, which refers to the basic magical resistance of any item. The term is used often before the section of the rules on the casting of spells and the enchanting of items. Naturally, the full explanation of BMR can be found in this section, where it will be most clear. The rules require more than one reading, and the uses of BMR in sections prior to its definition will be that much more clear in the second reading of the rules or on referring back to those sections where it has been mentioned.

Chivalry & Sorcery is the most complete rule booklet ever published. Its very completeness creates problems in the mass of rules to be absorbed. However, the useful suggestions within the rules for how to run a C & S campaign will more than compensate for any difficulty in mastering the volume of rules.

Each rules section is optional so that C & S can be used for a complete medieval campaign without the use of any of the fantasy rules, or for a fantasy campaign without the mass action or siege rules that are so necessary for a medieval world. The key element is that whatever your tastes and needs, they will be satisfied by C & S and all sections are designed to work with each other and be compatible. There is no need to frantically seek and adapt another set of rules when your characters build their castles and are suddenly attacked by large forces. It's all there.

The complete fantasy or medieval world that is a part of the world and has laws is now possible. Player characters must function within a very definite society and are no longer limited to the simple aspirations of dungeon crawling to achieve a measure of success in the world.

SCOTT B. BIZAR  
Editor, Fantasy Games Unlimited

# Contents

Chivalry & Sorcery: The Grand Campaign.....	12	Knighthood.....	65
The Feudal Setting.....	12	The Fief.....	65
The Time Frame.....	13	Designing the Feudal Nation.....	65
Character Prime Requisites.....	13	Medieval Castles.....	71
Men.....	14	The Castellan.....	72
Man Names for a middle age campaign.....	14	Castle Building.....	72
Man names for a middle-earth campaign.....	15	Basic Elements of Castle Construction.....	72
Religions.....	16	Motte & Bailey Castles.....	74
Women.....	17	Shell Keeps.....	75
Elves.....	18	SK IX Norman tower Keep.....	75
The Noldor.....	18	Round Towers & Donjons.....	77
The Sindar.....	18	Castle Life.....	77
The Nandor.....	19	Castles of the Dark Ages.....	78
Origin and acts.....	19	Castles of the Early Middle Ages.....	78
List of the Valar.....	19	Castles of the High Middle Ages.....	78
Lifestyle.....	20	The Golden Age of the Castle.....	79
Elf names.....	20	Manor Houses.....	80
Dwarves.....	21	Feudalism.....	81
Origin and acts.....	21	Homage & Fealty.....	82
Lifestyle.....	22	Feudal Rights and Obligations.....	82
Dwarf names.....	22	Feudal Laws & Order.....	83
The Forge's Fire.....	23	Customs of Feudal society.....	83
Hobbits.....	23	Four Universal Aids.....	84
Origin and acts.....	23	Tallage.....	84
Lifestyle.....	24	Impost.....	84
Hobbit names.....	24	High Justice.....	85
Nephilim.....	25	Low Justice.....	85
Starting Mutations.....	25	Crimes & Punishments.....	86
Mutations.....	25	Canon Law.....	88
Languages.....	28	Torture.....	88
Black Speech.....	28	Sanctuary.....	90
Quenya & Noldorin.....	28	Administering Justice in the Game.....	90
Sindarin.....	28	Punishments.....	90
Nandorin.....	29	Noble Prisoners.....	90
Khuzdul.....	29	Ransom & Blood Price.....	90
Entish.....	29	Ransoming Vassals.....	90
Westron.....	29	Blood Price.....	90
Goidelic.....	29	The Warhorse.....	91
Late Latin.....	29	Knight.....	92
Ancient Greek.....	29	The Making of a Knight.....	92
Hermetic Language.....	29	The Chivalric Code.....	94
Alchemical Language.....	29	Knights In The Medieval Tradition.....	94
Dark tongue.....	30	Courtly Love.....	95
Enochian.....	30	Adventure.....	96
Character Prime Requisites.....	30	Quests.....	96
Sanity.....	36	Battles.....	97
A Guide to Sanity Loss.....	36	Tournaments.....	97
Insanity.....	37	Hosting Tournaments.....	97
Regaining Sanity Points.....	37	Announcing the Tournament.....	97
Virtues And Flaws.....	38	The Tournament.....	98
+1 Virtues.....	38	The Melee.....	100
+2 Virtues.....	38	Pas Des Armes.....	101
+3 Virtues.....	39	The Joust.....	101
+4 Virtues.....	39	Heraldic Arms.....	102
-1 Flaws.....	39	Heraldry.....	104
-2 Flaws.....	40	The Symbolism of Heraldry.....	104
-3 Flaws.....	40	Partitions of the Field.....	104
-4 Flaws.....	40	Ordinaires and Subordinaires.....	104
Other Personal Characteristics.....	40	Variations.....	105
The Characters Body.....	40	Crest & Helm.....	105
Fatigue Levels.....	40	Mottos.....	105
Carrying Capacity.....	40	Creatures.....	105
Life Horoscope.....	40	Inheritance of Arms.....	108
Mental Health.....	41	Marriages.....	108
Characteristics Rolls.....	42	The Arms of Sons and Daughters.....	108
Character Classes & Ability Scores.....	43	Arms for a Knight.....	110
Monster Characters.....	44	The Herald.....	110
Honour.....	45	Orders.....	111
Gaining Honour.....	45	Baronial Orders.....	112
Honour Awards.....	45	Clerical Fighting Orders.....	113
Group Honour Awards.....	46	Fighting Orders Organization.....	113
Participation in Notable Events.....	46	The Commandery.....	113
Bonus Points.....	46	A Warrior Monk Day Planner.....	114
Skills.....	46	Warrior and Monk.....	114
Using Skills.....	46	Punishment & Penance.....	115
Secret Skill Rolls.....	46	The Main Fighting Orders.....	115
Measuring Skill Ratings.....	46	Free Company.....	117
Evaluating Success or Failure.....	47	Joining a Free Company.....	118
Skills Descriptions.....	47	Serving in a Free Company.....	118
The Three Orders of Society.....	50	Order of Battle.....	118
Those who work.....	50	Becoming a Captain.....	118
Those who fight.....	50	The Free Company's Code.....	118
Those who pray.....	51	Looting Corpses, Farms and Cities.....	118
Social Class.....	51	Looting Corpses.....	118
Inheritance.....	54	Mercenaries & Soldiers.....	119
Marriage & Inheritance.....	55	Mercenaries.....	119
Rules of Marriage.....	55	Soldiers.....	120
Illegitimacy.....	55	Castles & Warfare.....	121
Divorce.....	55	Castle.....	121
Social Status.....	55	Construction of Feudal Structures.....	121
Influence.....	57	Basic Construction Costs.....	121
The Royal Bureaucracy.....	59	Fortress Construction.....	122
Nobles.....	60	Feudal Warfare.....	123
Privileges & Responsibilities.....	60	Entering the Region Without Detection.....	123
Lord's Homage.....	60	Seizing the Gate or Postern.....	123
Noble Ranks.....	60	Storming the Walls.....	123
Vassal Knight.....	60	Bribery.....	123
Banneret Knight.....	60	Tactics.....	123
Baron.....	61	Tactics of the Attacker.....	123
Earl/Count.....	61	Tactics of the Defender.....	124
Duke.....	61	Warfare Conventions.....	124
King.....	61	Statement of Grievances.....	124
Officers.....	62	Honorable Resistance.....	124
Making a Living.....	62	Honorable Surrender.....	124
Cost of Food, Shelter, and Clothing.....	63	Rejecting the Terms.....	124
Knighthood and the Feudal Setting.....	65	The 40-Day Truce.....	124

Warfare in the Age of Chivalry.....	124	Bare Handed Combat.....	163
The Time Factor.....	124	Throwing Matrix.....	163
The Campaign Battle.....	125	Bash Results.....	163
The Feudal Army.....	125	Critical Hit Results.....	164
Troop Types.....	125	Fumble Results.....	164
Social Class.....	126	Horse Combat.....	165
Training and Experience.....	126	Movement of cavalry in melee.....	165
Armor Protection and Mounts.....	126	Horse vs. Horse.....	166
Weapons.....	126	Horse vs. Foot.....	166
Cost of Weapons, Armor, and Pay.....	127	Foot vs. Horse.....	166
The War Chest.....	127	Mercy.....	166
Replacements.....	127	Thieves, Brigands, and Assassins.....	167
Mercenaries.....	127	Thieves.....	167
Replacement Weapons.....	127	Doors.....	168
General Field Costs.....	128	Locks.....	170
Military Engineers and Artificers.....	128	Breaking In.....	172
Battle Scales.....	128	Thieves' Guilds.....	173
Equipment.....	128	Guild Organization.....	173
Movement Rates.....	128	Daily Income.....	173
Terrain Features.....	129	Non-Members in Guild Territory.....	174
Visibility.....	129	Membership in a Thieves' Guild.....	174
Effect of Terrain on Movement.....	129	Thieves' Guild Fencing.....	174
Formations and Movement.....	129	Thieves' Guild Services.....	174
Formations.....	129	Brigands.....	175
Disorganization.....	130	Assassins.....	175
Rallying.....	130	Making Of Poisons.....	176
Passage Through Friendly Units.....	130	Making Of Antidotes.....	176
Forced Marches.....	130	Drugs & Poisons.....	176
Charging into Melee.....	131	The Clerics.....	179
Skirmish Lines.....	131	The Church.....	179
Retreat and Withdrawal.....	131	Traditions of worship.....	179
Reacting to Enemy Action.....	131	The Clergy.....	180
Issuing Orders.....	131	Ranks and Titles.....	180
Battlefield Command and Organization.....	132	The Monastics.....	180
Troop Classification.....	132	The Monastery.....	181
Social Classes.....	132	Social Status & Income.....	181
Command Level.....	132	Lay Clergy.....	181
The Field Commanders.....	132	Friars.....	182
Commander's Character.....	133	The Military Orders.....	182
Insubordination Determination.....	133	Inquisition.....	183
The Campaign.....	134	The Enemy.....	184
Morale.....	134	Heresies.....	184
Death of a Commander.....	135	Gladius Dei.....	184
Missile Fire.....	135	Opus Dei.....	184
Close Combat.....	136	Society of Sentinels.....	185
Close Combat: "Shock".....	136	Novices.....	186
Close Combat - Melee.....	137	The Initiation Ceremony.....	186
Close Combat Results.....	137	The Sentinels.....	186
Victory.....	138	Oculus Dei.....	187
The Competition Battle.....	138	Exorcists.....	187
Siege.....	139	Exorcism.....	188
Starvation.....	139	Temptation.....	189
Storming the Walls.....	139	Bibliotheca Apostolica Vaticana.....	189
Siege Towers.....	140	Clerical Powers.....	189
Missile Weapons.....	140	Intervention & Act of Faith.....	189
Siege Weapons.....	140	Clerical Miracles.....	189
Protective Devices.....	142	Miraculous Magical Effects.....	190
Fire and Incendiaries.....	142	Prayer.....	191
Rams.....	143	Benediction.....	191
Mining.....	143	Sanctification.....	191
Raids.....	144	Canonization.....	191
Invasions.....	144	Undead.....	192
.....	145	Abbots and Ordained Priests.....	192
Plagues & Diseases.....	145	Bishops.....	192
Epidemics.....	145	Primates.....	192
Non-Epidemics.....	146	The Pope.....	192
Individual Combat.....	147	The Saints.....	192
The Personal Combat Factor.....	147	Becoming a Saint.....	193
Favored Weapons.....	148	The Power of Saints.....	193
Military Ability Factor.....	148	War & the Church.....	193
Combat Turn Sequence.....	148	The Peace & Truce of God.....	193
Movement.....	148	The Just War.....	193
Hit Probability.....	148	Crusade.....	194
The Combat Matrixes.....	149	Church Attitudes Toward Magick.....	194
Weapons.....	149	Druids.....	194
Magick Weapons.....	149	Druidism.....	194
Blows.....	149	History.....	194
First Blow.....	149	Druidic ranks.....	195
Horror Factor.....	150	The Great Druid.....	196
Armor.....	150	Rituals & Sacrifices.....	196
Magick Armor.....	152	Ogham.....	196
Magick Shields.....	152	Druidism Powers.....	196
Dodging Blows.....	152	Druidic Magick Power.....	197
Parrying Blows.....	152	Bards.....	198
Parrying Blows by Large, Powerful Monsters.....	153	Druids.....	198
Dodging Blows by Large, Powerful Monsters.....	153	Archdruids.....	198
Critical Hits.....	153	Ley Lines.....	198
Fumbles.....	153	Druidic Cults & Deities.....	199
Tactics.....	153	Cult of Beli Mawr, the Rebel God.....	199
The Bash.....	154	Cult of Brán, God of Justice.....	200
Attack from the Rear.....	154	Cult of Brighi, Goddess of Sacred Waters.....	200
Attack from Above.....	154	Cult of Crom Cruach, God of Fertility.....	200
Encumbrment.....	154	Cult of Dagda, God of Life & Death.....	200
Desperate Defense.....	154	Cult of Danu, Goddess of Animals.....	200
The Great Blow.....	154	Cult of Fal, the Aware God.....	201
Ferocity.....	155	Cult of Khaos, God of Storms.....	201
Expending Blows In Combat.....	155	Cult of Lugh, God of Darkness.....	201
Combat Fatigue.....	155	Cult of Macha, Mother of the Moon.....	201
Character Morale in a "Dungeon" Adventure.....	155	Cult of Morrigan, Goddess of Warfare.....	202
Monster Morale in a "Dungeon".....	155	Cult of Nuada, God of Healing.....	202
Tactical Manoeuver Matrix.....	156	Cult of Taranis, the Vengeful Fire.....	202
Missile Fire Matrix.....	156	The Druid's Animal Companion.....	202
Arrowheads.....	157	Tuatha Dé Danann.....	202
Treating Arrow Wounds.....	157	Cults relationships.....	204
Weapons.....	157	The Blessings of the Valar.....	204
Chivalric Arms.....	159	Dark Knight.....	207
Elven & Dwarfen Weapons.....	160	Fiendish Servants.....	207
Infantry, Yeoman, Militia.....	161	Hell Hound.....	207
Non-Fighters.....	161	Churches of Evil.....	208
Monsters.....	162	Perversions.....	208
Naturally Armed Creatures.....	162	The Redeemed.....	209

Cults.....	209	Level 3 Summoning.....	255
The Hidden Foe.....	209	Level 4 Summoning.....	255
Subversion.....	209	Level 5 Summoning.....	255
Fanaticism.....	209	Level 6 Summoning.....	256
Concealment.....	210	Level 7 Summoning.....	256
Force.....	210	Level 8 Summoning.....	256
Cult Leaders.....	210	Level 9 Summoning.....	256
Cult Brands.....	210	Level 10 Summoning.....	256
Ritual Sites.....	210	Spells of Detection.....	257
The Magicians: Part 1.....	211	Level 1 Detection.....	257
Creating the Magus.....	211	Level 2 Detection.....	257
Class Origins and Magick Mode.....	211	Level 3 Detection.....	257
The Second Requisite.....	212	Level 4 Detection.....	257
The Personal Magick Factor.....	212	Level 6 Detection.....	258
Relationships of magical proficiency.....	213	Spells of communication and transportation.....	258
Spells known by Non-Player Magick Users.....	213	Level 1 Communication & Transportation.....	258
"Fast" Magick System.....	213	Level 2 Communication & Transportation.....	258
Encounters with Magick Users.....	213	Level 4 Communication & Transportation.....	259
Masters.....	213	Level 5 Communication & Transportation.....	259
Magical Guilds, Orders, and Societies.....	214	Level 6 Communication & Transportation.....	259
Magical Resistance.....	217	Basic Magick.....	259
Learning a New Spell.....	217	Basic Magick spells.....	259
Enchanting Materials.....	218	Basic Magick: "Earth".....	260
Limits on the Casting of Spells.....	218	Basic Magick: "Water".....	261
Casting Learned Spells.....	218	Basic Magick: "Fire".....	262
Casting Unlearned Spells.....	218	Basic Magick: "Air".....	263
Enhancement of Spells.....	218	Combination Basic Magick Spells.....	264
Enchanting a Magical Device.....	219	Spells of Necromancy.....	264
Simple Magical Devices.....	219	Level 1 Necromancy.....	264
Magical Devices of Power.....	219	Level 2 Necromancy.....	265
Magical Focusing Devices.....	220	Level 3 Necromancy.....	265
Amulets of Protection.....	220	Level 4 Necromancy.....	266
Magical Books and Scrolls.....	220	Level 5 Necromancy.....	266
Occult Books.....	220	Level 6 Necromancy.....	267
Quantities of Material for Enchantments.....	222	Level 7 Necromancy.....	267
Magick Materials List.....	222	Level 8 Necromancy.....	267
The Magicians: Part 2.....	226	Level 9 Necromancy.....	267
Natural Magick Users.....	226	Level 11 Necromancy.....	267
"Primitive Talents".....	226	Spells of Command.....	268
Wood Elves.....	226	Commands of the Outermost Circle.....	268
High & Grey Elves.....	226	Commands of the Second Circle.....	269
Drug Trance Mages.....	226	Commands of the Third Circle.....	269
Dance/Chant Magick.....	227	Commands of the Fourth Circle.....	269
Mediums.....	227	Commands of the Fifth Circle.....	269
Shamen.....	228	Commands of the Sixth Circle.....	269
The Minor Arcane.....	229	Commands of the Seventh Circle.....	270
Alchemy.....	229	Commands of the Eighth Circle.....	270
Advanced Alchemical Operations.....	230	Commands of the Ninth Circle.....	270
Alchemical Products and By-Products.....	230	Commands of the Tenth Circle.....	270
Artificers.....	231	Commands of the Eleventh Circle.....	270
Weaponsmith Artificers.....	232	Spells of Illusion.....	271
Jewelsmith Artificers.....	235	Illusions of the Outermost Circle.....	271
Mechanician Artificers.....	235	Illusions of the Second Circle.....	271
Astrology.....	235	Illusions of the Third Circle.....	272
Divination.....	236	Illusions of the Fourth Circle.....	272
The Hex Masters: Witchcraft.....	237	Illusions of the Fifth Circle.....	272
Familial Witch Organisations.....	238	Illusions of the Sixth Circle.....	272
Solitary Hex Masters.....	239	Illusions of the Seventh Circle.....	273
Evil Priests.....	239	Illusions of the Eighth Circle.....	273
The Covens.....	240	Illusions of the Ninth Circle.....	273
The Major Arcane.....	241	Illusions of the Tenth Circle.....	273
Conjuration.....	241	Illusions of the Eleventh Circle.....	273
Enchanters.....	241	Spells of Ancient Lore.....	273
Necromancy.....	242	Level 1 Ancient Lore.....	273
Thaumaturgy.....	242	Level 2 Ancient Lore.....	274
Mysticism.....	243	Level 3 Ancient Lore.....	274
Cabbalism.....	243	Level 4 Ancient Lore.....	274
Power Word Magick.....	243	Level 5 Ancient Lore.....	274
Magick Square Mysticism.....	244	Level 6 Ancient Lore.....	275
Summoning.....	244	Level 7 Ancient Lore.....	275
Sorcery.....	245	Level 8 Ancient Lore.....	275
Magical Conflict.....	245	Level 9 Ancient Lore.....	275
Overcoming Target Defenses.....	247	Black Magick.....	276
Effects of Obstacles.....	247	Level 3 Black Magick.....	276
Effect of movement.....	247	Level 4 Black Magick.....	276
Effect of Enhancement.....	247	Level 5 Black Magick.....	277
Spells Which miss the Target.....	247	Level 6 Black Magick.....	277
Backfire.....	247	Level 7 Black Magick.....	277
Spells of Protection.....	248	Level 8 Black Magick.....	277
The Circle of Protection.....	248	Level 9 Black Magick.....	278
Prayers.....	250	Level 10 Black Magick.....	278
Holy Relics.....	250	Level 11 Black Magick.....	278
Sample Relics.....	250	White Magick.....	278
Monastic Chants.....	250	Level 1 White Magick.....	278
Clerical Protective Circles.....	251	Level 2 White Magick.....	278
Magick Users on Home Ground.....	251	Level 3 White Magick.....	278
Amulets of Protection.....	251	Level 4 White Magick.....	278
Words of Guard.....	251	Level 5 White Magick.....	278
Symbols of Guard.....	251	Level 6 White Magick.....	279
The Size of Wards.....	251	Level 7 White Magick.....	279
Ward Placement.....	251	Level 8 White Magick.....	279
Affixing Wards.....	252	Level 9 White Magick.....	279
Ward Duration.....	252	Level 10 White Magick.....	279
Alarm Wards.....	252	Demonology.....	279
The Limits of Protection.....	252	The Infernal Origin.....	279
Dispelling Magick.....	252	Social Interaction.....	280
Circles of Power.....	252	Hell's hierarchy.....	280
Level 4 Power Circle.....	252	True Names.....	280
Level 6 Power Circle of Invisibility.....	252	Soul versus Spirit.....	280
Level 7 Power Circle.....	253	Devils Versus Demons.....	281
Level 8 Power Circle.....	253	Existence as Entity.....	281
Circles of Summoning.....	253	Summoning Devils.....	281
Spells of Demon Summoning.....	253	Demons in the World.....	281
The Summoning.....	254	Major/Greater Demons.....	281
Binding Demons.....	254	Minor/Lesser Demons.....	282
The Release.....	254	Words of Command.....	282
The Services.....	254	The Watchers.....	294
The Question.....	254	Possession.....	294
Spells of Summoning.....	255	Contracts.....	294
Level 1 Summoning.....	255	Cardinal Pacts.....	295
Level 2 Summoning.....	255	Sumptuary Bonds.....	295



Granting Compacts.....	295	Fairs.....	320
Bereavement of Contract.....	295	Building Projects.....	320
Implication of the Cardinal Pact.....	295	Inns.....	320
Cardinal Demands.....	295	Taverns.....	320
Divine Intervention.....	295	Guilds.....	321
Rituals of Divorce.....	296	Advancement.....	321
The Blasphemous Canonization.....	296	Education.....	321
Angelology.....	296	Copyists.....	321
Angelic Hierarchy.....	296	Lepers.....	321
Angelic Appearances.....	297	Loose Women.....	321
Archangels.....	297	The Commoners' Lot.....	321
Saint Michael of the Sword.....	297	Serfs.....	321
Saint Gabriel of the Horn.....	297	Yeomen.....	322
Saint Raphael the Merciful.....	298	The Peasants' Contribution.....	322
Saint Uriel the Wise.....	298	Character Levels and Experience.....	322
The powers of Angels.....	298	Treasure.....	323
The Enfolding.....	298	Slaying and Vanquishing Enemies.....	323
The Envisioning.....	298	Knights and Warriors.....	323
Weaponsmithing.....	298	Clerics.....	323
Costs Of Enchanting Various Items.....	298	Magick Users.....	324
Missile Weapon Costs & Prices.....	299	Thieves, Brigands and Assassins.....	324
Melee Weapon Costs & Prices.....	299	Limitations on Advancement.....	324
Armor Costs & Prices.....	300	Experience Levels.....	324
Power Of Runes On Weapons & Scrolls.....	300	Of Men and Monsters.....	325
Magical Items.....	302	Non-Player Characters.....	325
Clingfire Liquid.....	302	Men, Elves, Dwarves and Hobbits.....	326
Dragon Teeth.....	302	Dragons & Dragon Lore.....	327
Magick Whetstone.....	302	Nature of Dragons.....	328
Star Sapphire.....	303	Cold Drakes.....	328
Crystal Of Power.....	303	Fire Drakes.....	328
Water Ball.....	303	Winged Drakes.....	329
Potions Of Addiction.....	303	Winged Terror.....	329
Potion Of Sleeplessness.....	303	Lycanthropes.....	331
Magick Horseshoes.....	303	The Fey Races.....	335
Magick Container.....	303	The Goblin Races.....	342
Magick Rope.....	303	Orkish society.....	346
Cape Of Gliding.....	304	The Giant Races.....	347
Message Ring Recorder.....	304	The Undead.....	354
Magick Negator.....	304	The Undead Profiles.....	361
Field Dressing.....	304	Designing C&S Monsters.....	373
Wards Major.....	304	Basic Standards Of Monster Design.....	373
Pipes Of Fear.....	304	Natural Law.....	374
Armor Potion.....	304	Laws Of Magick.....	375
Vampire Mirrors.....	305	The Law Of Common Sense.....	375
Monster Seeds.....	305	The Law Of Predation.....	376
Animals Seeds.....	305	The Law Of Achilles Heel.....	376
Cord Of Garotting.....	305	The Law Of Locations.....	376
Arrow Of returning.....	305	The Law Of Exceptional Monsters.....	376
Ring Of Questions/Many Answers.....	305	Designing The Monster.....	376
Assassin's Blade.....	305	Monsters are People too.....	377
Perfume Of Lust.....	305	On Being a GameMaster.....	379
Potion Of Knowledge/Arcane Knowledge.....	305	Mastering the Rules.....	379
Bag Of Enough.....	306	Mastering Oneself; playing fair.....	380
Alchemist's Weed.....	306	Creating a C&S World.....	381
Circe Plants.....	306	Developing Scenarios.....	382
Coin Of Returning.....	306	Running a game session: preparation.....	382
Chameleon Cloak.....	306	Running a game session: interaction.....	382
Amulet Of Night Vision.....	306	Running a game session: role playing the others.....	383
Tanglevines.....	306	Running a game session: long range perspective.....	384
Lytta Spores.....	306	Running a game session: the wider world out there.....	384
The Magicians: Part 3.....	307	On being a Role Player.....	384
Basic Magick Resistance.....	307	The Player.....	384
The Doctrine Of The Elements.....	308	The Player Character.....	384
Creative Magick.....	308	Power Gaming.....	384
Introduction.....	308	Role Playing.....	385
A Quick Overview.....	309	Who wins in a role playing game?.....	385
The Laws Of Resistance.....	309	Starting a Campaign.....	386
The Law Of Association.....	310	Published Adventures.....	386
The Fantasy Campaign.....	312	Building An Adventure.....	386
Time and Movement.....	312	Preparing for the Game.....	386
Designing the Place of Mystery.....	312	During the Game.....	387
Realms.....	313	Campaign Tips.....	387
The Infernal Realm.....	313	Creating a medieval World.....	387
The Faerie Realm.....	314	Feudalism in History, Legend & Fantasy.....	388
The Divine Realm.....	314	The Phases of Feudalism.....	388
Underground Complexes.....	314	The Dark Ages (c. 550-1000 A.D.).....	388
Types of Dungeons.....	315	The Early Middle Ages (c. 1000-1200 A.D.).....	388
Treasures.....	315	The High Middle Ages (c. 1200-1350 A.D.).....	389
"Surprise".....	315	The High Chivalry of Legend.....	389
The Outdoors Adventure.....	316	The decline of Feudalism (c. 1350-1450 A.D.).....	389
Hazards on the Road.....	316	Setting up a Medieval World.....	390
Encounters During Travel.....	317	Mythic Europe.....	390
Cities.....	318	Anno Domini 1170.....	390
Rise of the Medieval City.....	319	Scotland.....	390
Perils of Freedom.....	319	Wales.....	390
Roads.....	319	England.....	390
City Streets.....	319	France.....	391
Entering and Leaving Towns.....	319	Evil Campaigns.....	391
The Watch.....	319	Managing Evil Characters.....	391
Violence.....	320	Common Enemy.....	391
Fire.....	320	Patron.....	391
Street Stalls.....	320	Evil Adventuring.....	392
Markets.....	320		

## Chivalry & Sorcery: The Grand Campaign

*Chivalry & Sorcery* began innocently enough with a discussion about the vacuum that our characters seemed to be living in between dungeon and wilderness campaigns. In the Fantasy Wargames Society of the University of Alberta a degree of dissatisfaction emerged over the limited goals that were available to our characters. The solution was to develop an all-encompassing campaign game in which dungeon and wilderness adventures were just a small part of the action.

The Feudal Age was chosen as the setting of the action. There is a powerful and most appealing tradition of glorious deeds and stirring events surrounding the whole period of Chivalry. Furthermore, most fantasy occurs in societies that are generally feudal in nature, and the richest traditions of "Magick" belong to that period as well. To make the life of the Feudal Ages live again and to provide an authentic setting in which to play out the campaign, *C&S* is filled with aides and guidelines which make the creation of an entire world possible. Our group has chosen France, 1170, as the center of our world, although it is a France drawn with a liberal brush indeed. It could just as easily been one of Howard's Hyborean Kingdoms or the world of Tolkien. It could even have been a purely imaginative world never before encountered in history, legend, or fiction.

Some planning and preparation is unfortunately necessary. A map of the "world" must be drafted and nations must be established. Within each nation should be located several large baronies. Economic and military resources may then be determined for these areas. Leaders and other important non-player characters should also be determined, as such men affect the entire conduct of affairs in the land.

At this point, players who are interested only in military miniatures battles are ready to stage an ongoing campaign that can last over a series of battles. Possible scenarios include the War of the Roses, the Hundred Years War, one of the Crusades, Richard I's land campaigns in France, or any of a score of other possibilities. Attention would be focused on marshalling economic and military resources. Castles can be built or strengthened, mercenaries hired, and replacement troops trained to replace casualties. Alliances can be formed, and players may enter into political intrigues to improve their positions. Raids, sieges, and open battles can be staged. In short, the full range of events arising out of medieval warfare may be simulated in as much or as little detail as possible. The skill of players in handling political and strategic factors, as well as skill in tactics, will determine the final victor.

If players wish to proceed further and develop individual characters, they may do so. Again, the military miniatures enthusiast will probably elect to deal only with Knights and Nobles. Tournaments can be staged and individual characters may be involved in the battles that are a part of the larger campaign. This adds a degree of intensely personal commitment to the proceedings as identification with characters is impossible to avoid. Small scale actions on an individual level are also possible, employing the Individual Combat matrixes and the Horse Combat rules.

Many players will desire to go "the whole route" and develop a fantasy campaign. In this instance, the added dimensions of Magick and a host of Legendary Monsters fill out the possibilities offered by *Chivalry & Sorcery*.

The essential feature of *Chivalry & Sorcery* is the flexibility built into all of the campaign types. Players may choose the type of campaign that they desire and may ignore all elements that are not relevant to their needs and aims. For example, Magick is not essential and a miniatures enthusiast may ignore it completely if he finds it distasteful. On the opposite side of the coin, a player interested in staging dungeon expeditions may choose to ignore the larger event that are occurring in the nation as a whole (although many opportunities for some exciting adventures could be lost.) After all, miniatures and fantasy campaigners are a highly creative lot, and the greatest enjoyment is found by adding the "personal touch." *Chivalry & Sorcery* provides the guidelines by which players may easily create the kinds of worlds they want and does not attempt to "dictate" in any way what must be.

## The Feudal Setting



All feudal societies are characterized by fairly rigid class structure. Thus player-characters are subject to conditions of birth and social status. In general, it is the circumstances of one's birth that determine the opportunities open to a man, although an "exceptional" personality may rise above even the lowest beginnings and make a place for himself in the world (if he is lucky and canny enough.) Thus, provision is made for random determination of a player-character's birth and status in society.

The code of Chivalry pervades feudal society. It is binding upon all within the campaign, and some things simply are not done if a character wishes to maintain his reputation for honourable conduct. Honour is more important than any other form of currency. Without honour, a Knight's followers fall away from him, he is barred from tournaments and cast out of polite society, and he cannot hope to exert any real or effective influence upon the political life of the state. Nor can a commoner ignore the need for honour, as he depends upon the favor and respect of others to advance in the world. Success in the campaign is dependent upon having "friends," not just attaining many levels of experience or

winning a few battles.

To fill out the "grey" area of other miniatures and dungeon campaigns, the entire social order of the feudal state is assumed to exist at all times. Military campaigns and individual adventures occur fully within a society as well as in a geographic area. The complete superstructure of Church and State overlooks the activities of characters. The commander of armies must bear in mind the reluctance of vassals to serve for more than 40 days and must respect the hidebound customs and traditions of Knights and commons alike. His noble peers are invariably proud, haughty, and jealous of anyone who seems to threaten their own power or position; and thus, alliances are fraught with dangers. Barons are aligned against each other and all resist the King's every attempt to bring about strong central government. Church and State are locked in a struggle over who shall be supreme in the land: the Crown or the Lords Spiritual. On the individual level, a bullying Knight could find that his enemies are ganging up on him in the Grand Melee, or that he has been challenged to a Trial by Combat à l'outrance -- "to the death." Indiscriminate practice of Magick, especially for "evil" ends, might result in excommunication and a painful auto-de-fe, ending at a burning stake. A notorious thief or killer can be declared "outlaw," the fair game of anyone able to kill him on sight. Even the doughtiest fighter will blanch at the thought of being the prey of a hundred villagers answering the "hue-and-cry", eager to collect the reward for capturing him, or worse. Then there are taxes to be paid, and treason or sedition bring quick death at the hands of the King's executioner. Chaotic conduct, while loads of fun, carries risks appropriate to the evil practiced. No man stands invulnerable and unassailable. In the Great Chain of Being, there is always a strong adversary ready to confront and destroy a man who goes "too far."

Authenticity is the hallmark of *Chivalry & Sorcery*. Creativity and imagination are vital, but realism and attention to the facts of human nature and the nature of any reasonable society is necessary as well. Players are therefore urged to acquire a good general knowledge of feudal life in general so as to provide the "colour" and detail that breathes life into the campaign and provides models of general behavior.

Realism demands that a character maintain himself and his followers. The economic facts of everyday life play an important part in the campaign. One has to eat, find shelter, and clothe himself. One's followers have to be paid, cared for, and rewarded for faithful service. One's horse must be shod, stabled, and fitted out with saddle and harness. Arms and armor must be purchased and kept in good repair. All this takes money, and money is not to be had easily in the feudal society. Work or entering into feudal service is necessary, and *Chivalry & Sorcery* provides for this in the sections on Feudal Fiefs and Making a Living. Whether an army is being outfitted for war or a dungeon expedition is being prepared, money is required. Some attention to acquiring a steady income and managing it well is called for. The warlord who ignores his warchest may find that his army has disappeared. The individual character who tries to make ends meet by plunging into dungeons may find that he has starved to death.

In any feudal society, a person must have a "place" in the social order, and the place he occupies will determine his manner of conducting himself. Commoners should never "put on airs" in front of the nobility and cannot afford to feel too much resentment at harsh treatment by their social "superiors." Great lords cannot treat loyal vassals like mindless robots to be ordered here and there without regard to their needs and desires, unless personal loyalty is of no importance to them. Independent-minded characters find that they are universally regarded with suspicion and distrust. Even Knights-errant lack the status enjoyed by a Knight-in-service because they have no feudal lords. To benefit fully from the system, one must live within it and abide by its rules of conduct. When the society demands that a man occupy a definite place in the rank order of things and conduct himself accordingly, anyone who proves to be a "maverick" counts for little.

One of the features of social class that dominates *Chivalry & Sorcery* is the rather great distinction made in the matter of bearing arms. Knights have the prerogative of bearing weapons that are forbidden to the lesser classes in society. Only Knights and Sergeants-at-Arms are permitted to own warhorses of superior quality. Commoners go on foot or else ride "nags." Non-fighters are also restricted with respect to the kinds of armor they may wear- although this is a reflection of their lack of training and not a prohibition as such. These things are as they actually were and to be realistic they are included in the campaign. It is a question of one's place in society.

Every man has a "Master" unless he has arrived at a high point in his career and is successful enough to be a great Lord or has established his own business. Player-characters begin their careers at a youthful age, inexperienced and relatively poor. They must learn some trade or enter some vocation. Thus they are all placed under a non-player "Master" who instructs and protects them until they are able to assume their own place in the world. Such apprenticeship generally lasts until a character reaches experience level 5. The "Master" is controlled by another player or by a "Dungeon Master" and manages the life of his apprentice, setting him tasks and sending him on missions. Many adventures can be generated by the use of the Master, who has need of some article or who is going to some distant place and must be attended by his young assistant. A complete range of non-player characters appears in the "Monster" section and these may be used to obtain many of the characteristics of "Masters."

Unique features of the medieval period have been incorporated to add realism to the campaigns. "Courtly Love" provides motivation for young Knights to go out and do deeds of great valour in the name of their ladies, for much honour and experience may be won. "Knightly Orders," "Magick Orders," and

"Secret Societies" exist, providing characters with allies in times of need, and also serving to generate adventures. The same is true of the great Guilds which dominated medieval business and finance. For players interested in political careers, there is even provision for entering the "Royal Bureaucracy" and rising to the highest levels of government.

The campaign, then, is pervaded by the elements of feudalism. Players are urged to absorb as much of the "mental set" of the period as possible to permit role-playing that is authentic. To think as a 20th Century man while conducting a campaign based upon feudal society is an unfortunate thing to do, as most of the "fun of the thing will be lost.

Feudalism begins with the belief that everything belongs to the king, as highest lord of the land. All rights derive from the king, who has distributed some of his rights and responsibilities among his lords; they, in turn, distribute some of these rights and responsibilities to their knights. All obligations are personal, dependent upon the relationship between a lord and his followers. The followers swear fealty to the lord, and afterwards are known as vassals of that lord.

The lord ensures the loyalty of his favored followers by giving them land, the single most valuable and permanent commodity in the realm. To receive gold is a slightly dubious honour, since even a peasant can be bribed with gold. However, a transfer of land is sacred. Two types of land transfer are common:

- A gift is given for the duration of the recipient's life but upon death reverts to the lord.
- A grant is given for the life of the recipient and his heirs.

A vassal does not really own the land he is given, but he does own all the granted benefits collected from that land. The vassal receives his grant in return for loyalty and services. As long as the knight's obligations are satisfied, the benefits are legally his and cannot be justly taken away. Typically, a knight's obligations are to serve loyally in his lord's military campaigns and to advise his lord on important matters. In return, the lord owes his vassal protection, sustenance, and livelihood. Thus, there is a non-equal but reciprocal agreement between lord and vassal.

Obligations may be changed only if both parties agree. Usually they are only changed when one person has done something significant for the other. If the vassal rescued the king on the battlefield, he might receive his former gift as a permanent grant. If the knight violates his loyalty, he can lose the land he has of the lord. Typical reasons for land to revert to the lord include treason, failure to support the lord, or the lack of an heir when the grant holder dies. Daughters may inherit their father's grants only if there are no male heirs.

In some rare cases, a knight may become a vassal without a gift or grant of land. Church officials and monasteries also rely upon land grants to knightly vassals in return for loyal service. Monasteries

often became powerful landowners with their own knights to protect them.

## The Time Frame



he time frame of *Chivalry & Sorcery* as a game is different from other games of its general type, for the one day = one game day concept has been dropped in favour of a more telescoped time period. To a degree, the peculiar nature of the Magick System accounts for this, as Magick Users must spend considerable periods of time simply learning the spells they will want to cast in an expedition. Also, if large-scale actions are going to be fought, anxious War Lords are going to be very frustrated by a real-time winter period in which no campaigning is possible. To permit a few good wars, time had to be compressed. Also, time was compressed to permit characters to live out a reasonable proportion of their lives, and perhaps even descendants to take up the struggle.

The recommended time period for individual adventure campaigns is roughly on a one to four basis, with one real week equal to one Game Month. Also, the year is seasonal in nature, and winter is always a quiet period because conditions are simple too bad for anyone to seriously attempt an adventure outside settled areas. Even the monsters get out of the winter storms. The four seasons therefore break down as follows:

<u>Spring</u> :	April and May:	2-3 real weeks
<u>Summer</u> :	June to October:	8-10 real weeks
<u>Fall</u> :	November and December:	2-3 real weeks
<u>Winter</u> :	January to March:	1 real week

Clearly, most of the action occurs in the summer months, which are at least twice as long as any other months to permit active adventuring. Winter is simply the time that players devote to "bookkeeping chores" to get ready for the next round of gaming. As is typical of many aspects of *Chivalry & Sorcery*, the time periods are always optional so that, if an important or exciting adventure is occurring, the real time period can be extended to the convenience of the players. Players devoted to purely military campaigns could telescope time even further, so that 5 or 10 years were covered in a real year, if not more, permitting entire generations to pass in a relatively short space of time. The Hundred Years War is not an impossibility using this system.

### Keeping a Calendar

The important thing to establish is the relation of real time to game time, so that all of the players know what the game date is in a particular week of play. Once general agreement is reached among the players, everyone knows how much time is passing. This fixing of a definite calendar for the game is especially vital for Magick Users, who operate on a very strict time scale when learning spells or doing enchantment.



## Character Prime Requisites



ll players will have a number of "characters" with which to play the game. Characters are projections of the players own identity but also have traits and quirks uniquely their own. It is strongly recommended that players do not play

every character as if they themselves were in the adventure. If a character is stupid, role-play and have him act stupidly. If he is a fumble-fingered boob who has the dexterity of a hobbled camel, have all the fun you can with him (these make good comic Thieves). The whole idea is to have fun, to live out fantasies that could never happen in real life. As much as possible, let the characters play themselves. The traits they acquire from their Prime Requisites often contain guides to conduct or descriptions of

abilities which will prove of assistance here.

## Men



Most player-characters will be human beings. As such, they will have the widest range of characteristics enjoyed by any character type. Men can become virtually any type of character in the game: Knights, Fighting-Men, Thieves, Clerics, or Magick Users. Also, because the world is essentially dominated by Mankind, they enjoy the greatest degree of freedom of movement and acceptance. Elves, Dwarves, and Hobbits, while often made to feel welcome, are not really a part of daily life in human society and cannot hope to establish themselves as great lords beloved by their subjects. They are "foreigners" and they are "different," two serious penalties to be overcome in any Feudal society.

The Elves call the race of Men Atani in Quenya, literally meaning "Second People" (the Elves being the First), but also Hildor (Followers), Apanónar (After-born), and Firimar or Firyar (Mortals). Less charitably they were called Engwar (The Sickly), owing to their susceptibility to disease and old age, and their generally unlovely appearance in the Elves' eyes. The name Atani becomes Edain in Sindarin, but this term is later only applied to those Men who are friendly to the Elves. Being the second born race of Middle-earth, Men are generally weaker than Elves, and have poorer coordination and reflexes.

## Man Names for a middle age campaign

Saxon		Celt		French	
Male	Female	Male	Female	Male	Female
Aelfric	Cuthburh	Aeddán	Adwen	Aimeri	Adeline
Aescwine	Cyneburh	Amig	Annest	Aimon	Aelis
Bassa,	Eadgifu	Amlyn	Angarad	Aiol	Agnes
Beorhtric	Eadgyth	Athrwys	Arianwen	Aleauame	Aiglante
Caedwalla	Eadhild	Arddur	Briant	Amils	Alais
Caewlin	Ealhred	Buddfannan	Duddug	Amis	Alicia
Centwine	Eonnenburh	Blaen	Collwen	Amyon	Alienor
Cenwalch	Hereswith	Bledri	Dwynwen	Andre	Alix
Cerdic	Raedburh	Bradwen	Eleri	Archembaud	Amalon
Coelred	Sexburh	Bleddig	Ffraid	Arnoul	Ameline
Coelric,	Wihthburh	Cadffannan	Glesig	Aubri	Anseir
Coelwulf		Cadfael	Glesni	Aurel	Aude
Coenhelm		Cadwallon	Gwen,	Baudouin	Aye
Conerad		Cilydd	Heledd	Beaudonnier	Beatrice
Conevalch		Cynon	Indeg	Begon	Belle
Coenwulf		Cynfan	Leri	Begue	Bellisent
Cuthbert		Cyfulch	Lleucu	Bernier	Berthe
Cuthred,		Cynrain	Llio	Beauve	Blond
Cuthwulf		Cunvelyn	Melangell	Brantome	Brunissent
Cyneagils		Caradoc	Meleri	Bretonnet	Catherine
Cynwulf		Cibno	Nest	Brunehaut	Cecilia
Cynric		Ceredig	Nia	Bruyant	Clarissa
Eadbald		Cadlew	Tydfil	Charles	Elisabeth
Eadberht		Cynwal		Doolin	Erembourg
Eadric		Clydno		Elie	Ermengart
Eardwulf		Cynhafal		Ernaut	Esclarmonde
Edwin		Dafydd		Eustache	Flore
Edgert		Defi		Fierbras	Gallienne
Ethilfrith		Dwyai		Fluvant	Genevieve
Ethelheard		Edar		Foulque	Guiborc
Ethelred		Edern		Fromondin	Helissent
Ethelwulf		Eiddef		Fromony	Helouise
Hengest		Erthgl		Fouqueret	Hermengart
Hlothere		Elad		Gaidon	Isabelle
Horsa		Eudaf		Galafre	Jacqueline
Octa		Elffin		Galien	Jehanne
Oeric		Gwefrfawr		Gaumdras	Jeannette
Osrice		Gwegan		Gautier	Joie
Oswald		Gwion		Gilles	Josiane
Oswine		Gwyn		Girard	Laurence
Oswulf		Gwarddur		Girars	Lubias
Oswy		Gwem		Girbers	Lutisse
Peada		Gwyledeg		Godfroi	Marguerite
Penda		Gwrien		Gontier	Marie
Sigebryht		Gwraid		Gueri	Mathilde
Wihthred		Gorthyn		Cui	Margalie
Wulfhere		Gwaednerth		Guibert	Mirabel
		Gwengad		Guicharde	Nicole
		Brugyn		Guillame	Nicolette
		Gwenabwy		Guinemant	Olive
		Gwrfellin		Hardouin	Oriabel
		Gwair		Harde	Passserose
		Graid		Hernaudin	Patronille
		Geriant		Hernaut	Pernelle
		Gwanon		Hervis	Poette
		Hyfaidd		Huges	Rosamonde
		Hywel		Huidemar	Sybylle
		Ieuan		Huon	Thomassa
		Llywel		Isore	Yde
		Marchlew		Jacquelin	
		Moried		Jean Marc	
		Morien		Jehan	
		Madog		Jerome	
		Morial		Jourdain	
		Mynyddog		Julian	
		Merin		Landri	
		Neilyn		Louis	
		Nwython		Mainet	
		Nai		Maugis	
		Nerthaid		Mercadier	

- Neddig
- Nidian
- Owain,
- Padern
- Pedrog
- Ricerch
- Rhodri
- Rhufon
- Rhun
- Sawel
- Seriol
- Sywno
- Tathal
- Tathan
- Tudfwlch
- Tyngyr
- Uren
- Uwain
- Ysganan

- Milon
- Naimes
- Namus
- Pepin
- Piccolet
- Philippe
- Pierre
- Rabel
- Raimon
- Raoul
- Renaud
- Rene
- Renier
- Renouart
- Richard
- Robert
- Tancred
- Thierry
- Turpin
- Varocher
- Vincent
- Vivien
- Yon
- Yves

### SAXONS

The Saxons first entered Britain en masse as part of a deal to protect the Britons from the incursions of the Picts. The British king Vortigern allowed the Germanic warlords Hengist and Horsa to settle their people on the Isle of Thanet in exchange for their service as mercenaries. Hengist manipulated Vortigern into granting more land and allowing for more settlers to come in, paving the way for the Germanic settlement of Britain

Saxons have no king, but they are governed by several ealdormen (or satrapa) who, during war, cast lots for leadership but who, in time of peace, are equal in power." The regnum Saxonum is divided into three provinces - Westphalia, Eastphalia and Angria - which comprised about one hundred pagi or Gaue. Each Gau had its own satrap with enough military power to level whole villages which opposed him.

The caste structure is rigid; in the Saxon language the three castes, excluding slaves, are called the edhilingui, frilingi, and lazzi.

The Lex Saxonum regulates the Saxons' unusual society. Intermarriage between the castes is forbidden by the Lex and wergilds are set based upon caste membership. The edhilingui are worth 1,440 solidi, or about 700 head of cattle, the highest wergild on the continent; the price of a bride is also very high. The gulf between noble and ignoble is very large, but the difference between a freeman and an indentured labourer is small.

The Saxons held an annual council where they confirm their laws, give judgment on outstanding cases, and determine by common counsel whether they would go to war or be in peace that year.

Saxon pagan practices are closely related to Saxon political practices. The annual councils of the entire tribe begin with invocations of the gods. There are also sacred rituals and objects, such as the pillars called Irminsul, which connect heaven and earth. The pagan Saxons offer cakes to their gods in February (Solmonath) and there is a religious festival associated with the harvest, Halegmonath ("holy month" or month of offerings", September). The pagan calendar begins on 25 December, and the months of December and January are called Yule (or Giuli) and contains a Modra niht or "night of the mothers".

A Saxon is of a big, bluff, handsome blond man without much sophistication, easy to anger or to please, and given to violence as a possible solution to any problem.

The people are actually several tribes distinct to each other, but generally indistinguishable by outsiders. Thus knowledge of tribes is irrelevant except to provide some inside Saxon Cultural knowledge. The three tribes come from different parts of northern Europe, and their major differences are in dialect, favored style of pot-making, and some customs.

### CELTS

Celtic society is divided into three groups: a warrior aristocracy; an intellectual class including professions such as druid, poet, and jurist; and everyone else.

The Gauls generally wear long-sleeved shirts or tunics and long trousers. Clothes are made of wool or linen, with some silk being used by the rich. Cloaks are worn in the winter. Brooches and armlets are used, but the most famous item of jewellery is the torc, a neck collar of metal, sometimes gold.

Women participate both in warfare and in kingship and act as ambassadors to avoid a war among Celts chiefdoms. Tribal warfare are a regular feature of Celtic society to exert political control and harass rivals, for economic advantage, and in some instances to conquer territory. The principal Celtic weapon is a long bladed sword which is used for hacking edgewise rather than stabbing.

Celts have a reputation as head hunters. Amongst the Celts the human head is venerated above all else, since the head is to the Celt the soul, centre of the emotions as well as of life itself, a symbol of divinity and of the powers of the other-world.

### FRENCH

The French people are the descendants of the Franks, a tribe of ax-wielding Germans who conquered northern Gaul. The King of the Franks rules over France proper (the *Isle de France*), a rich holding on the Seine River. His royal rank is a mark of membership in the proud Merovingian dynasty, but actual control over the other

nobleman depends upon the individual, not the position.

The Franks adopted Roman Christianity at the command of their king, Clovis.

The usual French knight is proud of himself and his people. He is a strong warrior, courageous to the extreme, perhaps a bit reckless, and faultlessly loyal to his lord. He despises the soft, effeminate ways of the southerners, and loves the hunt, war, and raiding.

PICTLAND

Pictish history begins in the Dark Ages. Seven kings rule over the seven Pictish kingdoms. The kingdom of Fortriu is dominant. Kings have to be successful war leaders to maintain their authority. Pictish nobles, hunters and warriors, male and female tattoo themselves when they go to war.

The Picts are farmers living in small communities. Cattle and horses are an obvious sign of wealth and prestige. Wool is the main source of fibres for clothing, and flax is also common. Fish, shellfish, seals and whales are exploited along coasts and rivers. The most common sort of buildings would have been roundhouses and rectangular timbered.

A Pict is a large and quick wild man, tattooed and used to painting himself blue. He is a man of the natural world, ignorant of civilized ways. He is superstitious, probably knows some very minor magick, and carefully maintains his personal contact with the wild.

The Picts see themselves as the caretakers of the Earth Mother. They scorn the idea of ownership of land, and pride themselves in their ability to live in the wild.

The Pictish rulers are jealous of their independence and proud of their ancient ways. They command unruly clans who still maintain mysterious and dangerous contact with distant relatives in the interior.

Tindomiel  
Ulbar  
Valandil  
Vardilme  
Veantur  
Yavien  
Zamin

Herion  
Hirgon  
Hirluin  
Hurin  
Hyarmendacil  
Imrahil  
Imrazor  
Ingold  
Ioreth  
Iorlas  
Isildur  
Ivriniel  
Lothiriel  
Mablung  
Mardil  
Meneldil  
Minardil  
Minastan  
Minohtar  
Morwen  
Narmacil  
Ondoher  
Ornduil  
Orodreth  
Osther  
Pelendur  
Rian  
Romendacil  
Siriondil  
Tarannon  
Falastur  
Tarciryar  
Targon  
Tarondor  
Telemnar  
Telumehtar  
Umbaracil  
Thorondir  
Turambar  
Turgon  
Turin  
Valacar  
Verondil

Alan names for a middle-earth campaign

<u>Dunedain</u>	<u>Numenoreans</u>	<u>Rohirrim</u>	<u>Gondorians</u>
Amlaith	Ailinel	Baldor	Adrahil
Arador	Almarian	Brego	Aglahad
Araglas	Almiel	Brytta	Aldamir
Aragorn	Amandil	Ceorl	Alphros
Aragost	Ar-Adunakhor	Déor	Amrothos
Arahad	Ardamir	Déorwine	Anardil
Arahael	Ar-Gimilzor	Dunhere	Anarion
Aranarth	Ar-Pharazon	Elfhelm	Anborn
Arantar	Ar-Sakalthor	Elfhild	Angbor
Aranuir	Ar-Zimrathon	Éofor	Angelimir
Araphant	Atanalcar	Éomer	Aratan
Araphor	Aulendil	Éomund	Arciryas
Arassuil	Axantur	Eorl	Artamir
Arathorn	Beregar	Éothain	Atanatar
Araval	Caliondo	Éothéod	Alcarin
Aravir	Cemendur	Éowyn	Barahir
Aravorn	Ciryatur	Erkenbrand	Baranor
Argonui	Earendur	Fastred	Belecthor
Arvedui	Elatan	Fengel	Belegorn
Arvegil	Elentir	Folca	Beregond
Arveleg	Elos	Folcred	Berelach
Beleg	Erendis	Folcwine	Beren
Celebrindor	Gimilkhad	Fram	Bergil
Celepharn	Gimilzagar	Frea	Beruthiel
Dirhael	Hallacar	Freca	Borlas
Earendur	Hallatan	Frealaf	Boromir
Eärendur	Hatholdir	Freawine	Borondir
Eldacar	Henderch	Frumgar	Calimehtar
Elendil	Herucalmo	Gálmód	Calimmacil
Elendur	Ibal	Gamling	Calmacil
Estelmo	Inzilbeth	Garulf	Castamir
Gilraen	Irilde	Gleowine	Cemendur
Halbarad	Isilme	Goldwine	Cirion
Isildur	Lindisse	Gram	Ciryon
Ivorwen	Lindorie	Gríma	Ciryandil
Malbeth	Mairen	Grimbold	Damrod
Mallor	Malantur	Guthlaf	Denethor
Malvegil	Manwendil	Haleth	Derufin
Ohtar	Miriel	Háma	Duilin
Tarcil	Nessanie	Harding	Dervorin
Tarondor	Nolondil	Helm	Dior
Valandil	Numendil	Herefara	Duinhir
Valandur	Nuneth	Herubrand	Earendil
	Orchaldor	Hild	Earnil
	Oromendil	Horn	Earnur
	Silmarien	Léod	Ecthelion
	Soronto	Marhari	Egalmoth
	Tar-Alcarin	Marhwini	Elboron
	Tar-Aldarion	Morwen	Eldacar
	Tar-Amandil	Saruman	Eldarion
	Tar-Anarion	Thengel	Elendil
	Tar-Ancalime	Théoden	Elendur
	Tar-Ancalimon	Théodred	Elphir
	Tar-Ardamin	Théodwyn	Eradan
	Tar-Atanamir	Vidugavia	Erchirion
	Tar-Calmacil	Vidumavi	Faramir
	Tar-Ciryatan	Walda	Findegil
	Tar-Elendil	Widfara	Finduilas
	Tar-Meneldur	Wulf	Firiel
	Tar-Minastir		Forlong
	Tar-Palantir		Galador
	Tar-Surion		Gilmith
	Tar-Telemmaite		Golasgil
	Tar-Telperien		Hador
	Tar-Vanimelde		Hallas

DUNEDAIN

The Dúnedain (singular: Dúnadan) are the Men who descend from the Númenóreans who survived the fall of their island kingdom and came to Eriador in Middle-earth led by Elendil and his sons. They are also called the Men of the West and the Men of Westerness (direct translations of the Sindarin term). They settled mainly in Arnor and Gondor.

After the fall of Arnor and then Arthedain, some of the northern Dúnedain became the Rangers of the North in Evendim. The surviving Dúnedain population of Arnor retreated to the Angle south of Rivendell. In the meantime the southern Dúnedain intermarried more and more with so-called Middle Men, except in some regions (such as Dol Amroth). In general, Dúnedain Rangers mainly took care of themselves and of lands of the Free Peoples, though if they were called upon to battle they were quite willing to do so.

The Westron name for Dúnadan was simply Adún, "westerner", but this name was seldom used. This name was reserved to those Númenóreans who were friendly to the Elves: the other, hostile survivors of the Downfall were known as the Black Númenóreans.

Direct descendants of the Dúnedain are known to live longer than normal Men. It is said that Dunedain live three times longer than normal Men; that would translate into 240 to 250 years of average lifespan, given normal human lifespan of 80 years.

BLACK NEMENOREANS

The Black Númenóreans, as their power and knowledge grew throughout the course of the Second Age, became increasingly preoccupied with their mortality, the purpose of which they began to question. Their growing wish to escape death, "the doom of Men" (formerly called "the Gift of Men"), made most of the Númenóreans envious of the immortal Elves, or Eldar. The Eldar sought ever to remind the men of Númenor that death was a gift from Ilúvatar to all Men, and that to lose faith in Ilúvatar would be heretical.

The remnant of the King's Men who survived in Middle-earth after the destruction of Númenor were called the Black Númenóreans since they worshipped Sauron and were "enamoured of evil knowledge". They worshipped Darkness, and believed that Melkor and Sauron were its most powerful servants.

ROHIRRIM

The Rohirrim are horse people, settling in the land of Rohan, named after them. The name is Sindarin for People of the Horse-lords (sometimes translated simply as Horse-lords) and are mostly used by outsiders: the name they had for themselves are Eorlingas, after their king Eorl the Young who had first brought them to Rohan.

The Rohirrim are descended from the Éothéod, a race of men who lived in the vales of the Great River Anduin, but that removed to Calenardhon, which was granted them in perpetuity by the Ruling Steward of Gondor, Cirion in reward for the assistance that they offered Gondor at a time of great need. The terms Riders of Rohan and Riders of the Mark are commonly used and refer specifically to their mounted soldiers. The King's Riders were specifically the Riders who formed the bodyguard of the King.

The Rohirrim are tall, blonde, and mostly had blue eyes. They prize their horses more than anything else, and Rohirrim Guards their entire culture is based around these. They have few cities, but lived in many villages on the plains of Rohan.



## Religions

In middle age, atheism is a non sense. Christianity is the dominant religion, even the most ignorant worshiper knows the information contained below.

### Christianity

Christianity's beliefs and attitudes characterize its worship and differentiate it from Paganism. Though Christians may differ among themselves, and perhaps even argue or fight about their religion, they have much in common. Worshipers believe that they can find personal salvation through Jesus Christ. Literacy is common among the clergy and records are available, copied by hand by monks. This religion is hierarchical, with various ranks of people and offices arranged in ascending levels of importance, holiness, and geographic influence.

Throughout history the Church became stronger, until it became a vast political machine which tried to rule both the temporal a spiritual spheres.

Naturally this growth of temporal power offended many people whose traditions and privileges were being eroded, most notably the noblemen and knights. Conflict, especially as the Church entered the temporal realm, was inevitable.

Various forms of Christianity might be found in **Chivalry & Sorcery**. **Roman Christian** belief resembles the dogma of the Roman Catholic Church today. The priestly hierarchy follows orders from the Pope in Rome - "One God, One Bishop, One Church." Zealots of this faith are noted for their fierce piety and limitless vigor in preaching the damnation which awaits all sinners and unbelievers.

**Celtic Christians** are gentler, acknowledging no central authority and allowing salvation as a possibility to all.

**Grail Christianity** is a henotheistic earth religion which acknowledges the Creator and his incarnate Son, Jesus Christ, but also acknowledges the divinely feminine in religion and life. Sometimes the feminine is characterized as Mother Church; Sophia, or Divine Wisdom; as the Virgin Mother Mary; as a man's wife; or even as a pagan divinity, recognized as a mythic archetype.

**Satanism** is the final type of Christian heresy in which the usual practices of the Church are done backwards. Rather than adoring God, the Christian anti-god called Satan is worshipped. By dismissing their chances for personal salvation worshippers get immense, but temporary, powers available to them. Minor devils serve the satanic knights, and their power is manifest as fire-breathing shields, monstrous horses, or other supernatural powers.

### Paganism

Paganism is the native religion of the people. Pagans never abandoned their ancestral beliefs. Paganism is characterized by and attitudes which differentiate it from Christianity. The most important One is acknowledgment Of human limitations, especially where it comes to knowing the Truth. Truth, for Pagans, has many forms, Of which deserve respect within their limited sphere. Pagans do not proselytize. Nor do they adhere to a hierarchy of leadership, or to a central authority. Paganism is built upon oral tradition, shunning the written word. It reveres experience over education.

Paganism recognizes a life force and consciousness in all things. It acknowledges many powerful entities, called gods and spirits, which can be contacted to lend help to the daily lives of practitioners. By living in harmony with these natural forces individuals will live happier, healthier, safer lives.

Paganism is a religion of nature, and generally holds ceremonies at outdoor sites such as megalithic circles or ancient oak groves. The seasonal celebrations in different parts of the land are similar, although they probably invoke deities with different names. The patterns are the same, though details differ from place to place.

Paganism believe in an afterlife, on the Other Side, and Druids also taught that souls reincarnate back onto our side as well.

### Heathenism

Heathenism is the root of Paganism. It is a spiritual practice, not an organized religion. It is practiced by individuals working independently, or informally allied for mutual support. There is no hierarchical structure.

Heathens are of the earth, one creature among many, and have little intellectualized morality; they do what feels right, following the directives of their own spiritual center. To Heathens, every thing, every act, every breath is sacred. Or perhaps more accurately, it is not so much that everything is sacred to a heathen, but rather that nothing is profane - nothing - not killing, or illness, or anything else; everything belongs and has its proper place and time in the greater cycles.

Heathens have a strong sense of being part of a larger whole - of the tribe and of the earth. Their sense of self, their individuation, is not as great as with a more civilized people. This is how a heathen can, in the midst of battle fury, throw himself on a knight's spear, or in ritual, offer himself as a sacrifice for the good of the tribe.

Heathenism differs from Paganism in several ways. Understanding comes from experience, where Pagans also understand through philosophy. Heathenism is shamanic, personal and entrepreneurial where Paganism is philosophical and hierarchical.

Heathens realize that time is not linear, but instead follows a great cyclical pattern, like the seasons of the earth. Life is not necessary - this is simply the way things are. Without the profane, there is no original sin and no fall from grace, and thus no imperiled soul - we will all rejoice the world of spirit when we die. To a Heathen there is no point to proselytizing, because Heathens believe that ultimately the spiritual world will prevail, and that other religions are only aspects of the greater whole to which the Heathen is privy.

Similar to Paganism, Heathenism is built entirely upon oral tradition. They do not have written religion or written laws. They believe that to commit a thing to writing is to give it power over you. Law and religion need to change as a peoples' condition and needs change. Writing a thing down does not make it Truth; its permanence is only illusion. Change is the way of things. Trying to make a thing permanent ensures that it will some day be wrong, and makes it more painful when change finally does come.

Heathens understand that the mind is not everything; real experiences can be and are had without the involvement of the mind or thought. Experience precedes and underlies thought. To them, the mind is like a flame dancing on the wick of a candle, and our soul - our true nature - is the candle itself. Spiritual knowledge cannot be grasped intellectually, but must be experienced to be understood. Therefore Heathens believe that experience is the best means of education.

Heathens do not worship gods as we think of them; nor do they properly worship as we think of it. They are themselves spirits, and they entreat with other spirits like themselves. Of these spirits, some are large, some small, some good spirits and some bad. There exist spirits of ancestors, of animal masters, of woods and glens, of trees and standing stones. Everything is alive, and the world is made of spirit.

### Wotanism

Wotanism has been carried by the migrating Saxon peoples, and elsewhere by other barbarians. The emphasis of Wotanism upon the materialistic rather than spiritual prohibits them taking religion at all seriously, except to incite a battle frenzy.

Saxons are famous for arrogance, boasting, and overweening confidence in their own strength over that of any god's. Saxons rely upon no outside power, claiming that only Death rules all, and that their god Wotan gives them the personal strength to do well. Worshipers of Wotan scorn ordinary worship, and dedicate their victims in battle to their god, hoping Wotan accepts them into his household after death. To bow and scrape to an invisible force, such as the Christian God, is contemptible. They claim that their military victories prove their truth.

Wotan began this religion at the dawn of time when he and his brothers killed the first giant and carved up his body to make the world. Ever since then Wotan has been the god of chieftains and of war.

The Wotanic warrior wants only the simple things of life. First, a good fight is better than anything. When there is not a fight then a good meal and a better drink are the best things. Death is not a threat, because it will come to everyone sooner or later, and so we might as well get what we can now.

Public ceremonies are led by Priestess, who are often diviners, healers, and keepers of sacred objects as well.

Baresarks, or "bear-shirts," are the chosen elite of the God of War who gain supernatural powers when possessed by his battle frenzy.

- **Foiste (Forseti)**: He is the ancestor of the Frisian nation who gave them their laws. Since the Frisians control most shipping in the North Sea, everyone also honors him as god of boats.
- **Friia (Nerthus)**: The Earth Mother is revered by the simple farmers who live close to the earth and depend upon it for life and security. She is the wife of Thunor.
- **Hler (Aegir)**: This is the malign deity of the Deep Sea who receives the drowned and shipwrecked into his home. Propitiatory sacrifices are made to him before sailing. Eoster the Goddess of the East is recognized as the bearer of newborn life. Her holy day is the spring equinox, which mark the renewed fertility of the earth.

- **Phol:** The God of Life, Healing, and Light confers his blessings upon crops, and also aids healers and surgeons. He is the dying and resurrected god.
- **Seaxneat (Ziu):** This god is the ancestor of the Saxon Mtion. He is noted for his Justice, and for originating the seax, the standard barbarian sword.
- **Thunor:** The Thunderer, or God of Storms, also oversees the welfare of peasants who pray for good crops, good weather, and healthy children.
- **Wotan:** The God of Kings, War, Eloquence, Magick, and Death favors the noble and warrior classes who benefit most from his violent ways.

#### Ilúvatarism

The worship of Eru Ilúvatar is the religion of the Free peoples of Middle-earth (Elves, Men, Dwarves and Hobbits). The temples are for the most part secluded with no buildings or shines.

#### Melkorism

Melkor was the most powerful of the Ainur, but turned to darkness and became Morgoth, the definitive antagonist of Arda from whom all evil in the world of Middle-earth ultimately stems. The name Morgoth is Sindarin and means "Black Foe of the World"; Bauglir is also Sindarin, meaning "Tyrant" or "Oppressor". "Morgoth Bauglir" is actually an epithet: his name in Ainulindalë is Melkor, which means "He Who Arises In Might" in Quenya. This too is an epithet since he, like all the Ainur, had another true name in Valarin, but this name was not recorded. The Sindarin equivalent of Melkor was Belegûr, but it was never used; instead a deliberately resembling name Belegurth, meaning "Great Death", was employed.

Melkor was not called "Morgoth" until he destroyed the Two Trees, murdered Finwë and stole the Silmarils in the First Age. The darker name was then bestowed by Fëanor, son of Finwë; and the Elves called him thereafter by that name alone.

After Morgoth's defeat, his lieutenant Sauron gradually rallied his other dark servants, and during the Second Age built a new power base for himself in the land of Mordor. Mordor was built in imitation of Angband, though it was not nearly as strong. Sauron lacked the raw power and malice of his master, but he was far more cunning, and seduced many to his allegiance with lies and false promises. With the remaining Elves too weak to counter him after the destruction of Beleriand, Sauron spread his control across large portions of Middle-earth during the Second Age, which became known as the Dark Years. However, Sauron always remained faithful in his allegiance to Melkor; as Sauron expanded his empire into new lands, with it he would also spread a cult devoted to Melkor-worship, promising that one day he would return from the Void. Temples dedicated to Melkor were built by Sauron's servants throughout Rhûn and Haradwaith, where human sacrifice was practiced. Eventually, Sauron even managed to seduce the King of the Númenóreans to his allegiance, and the Cult of Melkor spread throughout the island until only a few of the Faithful remained, led by Elendil. Númenor was then destroyed, but even by the end of the Third Age, the Cult of Melkor was effectively the "state religion" of Mordor.

The Worship of Melkor is the religion of the Black Númenóreans as well as most of monsters. Melkorism teaches that Arda is a False Creation, an illusion perpetuated by the Demiurge and his servants the Valar. It exists solely to entrap the Children of Darkness within the confines of matter so that the Demiurge might rule over them. The High Priest of Melkorism is Sauron, the faithful servant of Melkor on earth. Those who profess the religion of Melkorism seek the eventual destruction of the False Creation and a return to the unbounded freedom and bliss of the Darkness. For this reason they follow Sauron, who has been entrusted with the sublime task of preparing the way for Melkor's eventual return at the end of days. After the Last Battle, Arda will be unmade, and the Children of Darkness will be liberated.

The Temple to Melkor in Númenor are domed with a hole in the top to allow smoke from the fire below to exit as wood and human sacrifices are burned. Sauron, since the downfall of Melkor has had himself worshiped as a god by his subjects. Other dark entities such as the Witch-king of Angmar are also worshiped as deities in Melkorism.

## Women



Women in Chivalry & Sorcery are classified as one of three types, based on the typical roles found in Malory's *Le Morte D'Arthur*. They are: ordinary women, important women, and extraordinary women.

Ordinary women fulfill all non-epic functions without complications. Their anonymous existence is implied or accepted through the feudal world. They remain faceless and nameless.

As Wife: Wives are a natural part of life, and of the game, and provide great roleplaying opportunities. The game changes significantly when another person, other than the GameMaster, operates a personage in interaction with player knights.

As Mother: The home must always be tended to, and though business is resolved in a few die rolls, it is very important for wandering knights to have someone at home tending things.

As Widow: A lady is likely to outlive her suitors and husbands, accumulating some of their Honour, and further collecting her own along the way. Thus a widow becomes even more desirous as a wife. Widows also often have young children whose interests require

attention until they come of age. Such rights are given to the official Ward of the heir, and so women seek to gain that right over their own son. Finally, widows always keep (by law) 1/3 of their husband's holding as their own source of income, as a widow's gift. This could be quite a sum.

The second type are Important Women.

In the literature they usually have names, or (at the worst) are known as daughters of their fathers. Many of the important women are named Elaine, or some misspelling of that name. Important women are often widows, mothers of vengeful men, heiresses, or healers of note. They are commonly suspected of, accused of, or found to be using minor magick.

Heiress Women: usually daughters of men with no sons, often come into property in their own right. Although rich, they are without power under the law of the land, as if held in a state of perpetual childhood. An heiress is placed under the care of her father's liege lord, who has the right to choose her husband. This effectively makes her a pawn in her lord's hands. The liege lord generally takes control of all the property of an heiress, taking its income for himself for the duration of her spinsterhood, and providing for her appropriate welfare out of his own coffers. Since the income is usually much more than the expense of keeping a rich maiden, lords like to have heiresses in their care, and are often in no hurry to have them wed. Because the hand of a rich heiress is the greatest prize which could be awarded to a loyal retainer for his service, many knights maintain their bachelorhood in the hopes of obtaining one. Perhaps the best historic example of this patience is found with Sir William Marshall, a landless knight who faithfully served as head of the household knights for Prince Henry of England (the "Young King"), his father King Henry II, and finally King Richard the Lion-hearted, before obtaining the hand of the Countess of Pembroke at the ripe old age of 43. Law also holds that a woman can not be forced by her lord to marry a third time. The heiress must obtain her lord's permission to marry, as before, but she has no obligation except to herself. All other rights of possession can also be exercised, unencumbered.

Nun: Religious women can hold great power, even in a man's world. Their claim of loyalty to a higher power gives them authority denied to people with only mundane pursuits. Their proximity to spiritual powers often makes them feared as well as respected. Historically, religious communities serve many functions relevant to women. They provide:

- a place for women to follow a religious vocation.
- a place where orphaned girls can be raised until they are of marriageable age.
- a refuge for widows who are trying to avoid another marriage or completing
- a period of mourning for their husbands.
- refuge to women deposed from their rightful lands until their lord return, or until their lands are otherwise returned.
- education and training for women.
- sanctuary and care for travelers, outcasts, the sick, and the wounded.
- a socially acceptable means of removing troublesome women from positions of power without violence.

The Monastic Life of Women: Nunneries, sometimes called convents or more often, monasteries, are places for Christian women. These are usually part of a double monastery, with the women's section less important than the men's. Sometimes, however, the nunnery is completely independent, with the Abbess responsible only to the local bishop. The abbess of such a nunnery is a landholder, with all the usual rights and obligations, holding the land in trust for the Church in general, or her abbey in particular. Thus it is possible that a knight's lord is actually an abbess. Nunneries are always under the protection and control of one of the larger monastic orders. Thus there are Cistercian or Benedictine nuns. They owe allegiance to their father organization, and to the Church beyond. Nunneries are organized along formal lines, with several possible roles for membership. Guests hold no special position, and are simply expected to obey the rules of the house. Once entering a convent the following ranks were recognized:

- Third Order Vows. These bind the woman to the rules of the order while residing there, but she can be absolved at any time if she wishes to depart. This is very convenient for women seeking temporary refuge until a husband, lover, or son returns from crusade or war. Widows often take these vows if they prefer to shun the hustle of their lord's court while awaiting another marriage.
- Novice. Anytime after age 16 a girl can enter the convent. She will remain a novice for at least 1 year.
- Postulant. Novices who have proved themselves capable thus far are promoted, and serve at this rank for at least 2 years.
- Nun. Final Vows commit a woman to the religious life of the nunnery. It is not impossible for her to leave (especially if a good marriage awaited), but is extremely difficult, often requiring papal dispensation (and appropriate hefty bribes).
- Abbess. Head of the monastery, responsible for the maintenance of its lands, membership, and rights. She is

probably a powerful landholder, and always a respected figure.

The third type of women are the Extraordinary Women.

They are major characters with rights and powers and a personality to match any man's. Extraordinary women in Malory include Queen Guenever, the beautiful wife of King Arthur; Queen Morgan le Fay, the mistress of faeries, an enchantress supreme who has a passion for Sir Lancelot, hates Guenever, and plots trouble for her brother, King Arthur; Lady Viviane of the Lake, who gave Arthur his sword.

Eleanor of Aquitaine: early in her life, was the Queen of France. She accompanied her husband on crusade, and outraged her contemporaries by dressing herself and her ladies in armor and riding with the army instead of accompanying the baggage. No record exists of them having engaged in combat.

Joan of Arc: This heroine comes right at the end of the feudal era, and far too late to influence the seminal literature. She was a peasant girl inspired by angelic voices who worked her way through ordeals and tests to find the heir to the French throne, inspire him and his army, and then lead them to drive the English out of France. Her efforts were quite successful, to the delight of the king, and the despair of the English. The French noble class was appalled at her common origin and the fact that she dressed like a man, bore arms, and led the army into battle. She was wounded twice in combat. She was eventually captured by the Burgundians. They sold her to the English, who trumped up outrageous charges of heresy and witchcraft, and then burned her to death at the stake.

## Elves



Perhaps the most ancient and magical of all the character races, the Elves are divided into the Noldor or High Elves, the Sindar or Grey Elves and the Nandor or Wood Elves. While both kinds of Elf are rare indeed, the Noble Elves are perhaps the rarest of all characters, for most have long since passed into the West in response to the call of the Valar, they are the Great Fey of European Legend.

To obtain an Elvish character, two sets of conditions must be met. First, there must be a probability of even having an Elvish character. Second, the character's Prime Requisites must meet the minimum requirements. These will be dealt with in a later section.

Elves are not to be had with any regularity, and with good reason. Elves always are powerful creatures for they may become "combination characters." High Elves or Grey Elves may become Fighter-Magick User-Clerics. Wood Elves become Fighter-Clerics or Fighter-Magick Users (Any conflict in the rules arising from combination status is always resolved in the favour of the Elf.)

In addition to combination status, Elves possess some unique talents:

1. Elves have +5% chance of striking, parrying, or dodging blows. Furthermore, they are master bowmen and hit their targets with +10% advantage. They may make magick arrows and bows as well, but these are for exclusive Elvish use until they reach a high enough level to make arrows and bows for other races (experience level 12).
2. Elves, being most observant, possess exceptional hearing and keen eyesight. They have an infallible chance of revealing secret and hidden things, such as secret doors or all but the best concealed hiding places.
3. Elves have a +10% chance of moving silently and a +15% chance of hiding in shadows and undergrowth, such percentages being subtracted from an enemy's chance of detecting the Elf.
4. Elves are so dexterous that they never fumble weapons or drop things when surprised.
5. Elves do not have to write Magick Books in order to remember spells.
6. Elves have the ability to penetrate Illusions with TRUE SIGHT and gain this ability automatically every other Experience Level (Exper/1, 3, 5, etc.). The ability allows penetration of 1 Circle of Adeptness at Illusions for each rise.
7. Elves are proficient with languages and know the tongues of orcs, goblins, and such -- in addition to Elven Tongue, Westron (Common Tongue), and one human language. There is no limit to the number of languages they may learn to speak or to read and write.
8. Elves possess the ability to speak with the beasts. One Beast Language is gained per 25000 exp obtained.
9. Elves possess exceptional constitutions and are rated two levels higher with respect to recovering from wounds and resistance to disease and infection.
10. Elves do not require sleep, but rather rest their minds in remembrance of past ages or in contemplation of beautiful things.
11. Elves are always of Lawful Alignment, initially, if High Elves.
12. Elves may call upon Elbereth Githoniel as if Praying or Blessing.
13. Elves are sensitive to the presence of magick (Detect Magick) when within 10 feet of any magical item or within personal casting range of any spell in operation. The ability is always operating (like a sense) and has no cost to Fatigue Levels. High Elves also have the power to communicate with Lawful characters and creatures without speech (Telepathy) and to know the moral character of others (Detect Alignment) without expending any energy.
14. Elves are immune to all forms of disease.
15. Elves are virtually undetectable by ordinary means when hiding silently in the undergrowth (05% chance). This

advantage will replace all higher detection probabilities arising from watching or listening. Also, in Elvish lands, an Elf has 1/2 the normal chance of detection by ordinary means when moving about in the undergrowth, stalking, enemies, etc.

16. Trees are of special importance to Elves, and they resent destruction of forestlands or even single trees in their territory. Nearly all trees have some sacred association, with some more sacred than others. Elvish Oak, Ash, and Thorn form a magical trilogy: within the bounds of such groves, Elves may reduce the magical resistance (BMR) of an object in ~50% of the usual time required. Birch, Alder, Willow, Oak, Holly, Hazel and Apple and are all sacred as well, with Elves obtaining -1 BMR for Enchantment purposes on these as well as the Sacred Three.
17. High Elves are cursed due to the Doom of Mandos. Whatever their Horoscope, treat High Elves as poorly aspected.

Elves may occasionally reach heights in excess of six feet and are deceptively slim in appearance. Graceful and dexterous, they are also very husky and sturdy. The hardships of nature they bear without sign of fatigue. They possess an almost insatiable curiosity. Ancient Lore they value highly and will seek it out at great risk, but Black Magick and evil devices they abhor and will destroy whenever possible. All forms of beauty are beloved by the Elves, especially the beauty of growing things, while all things evil and ugly are the objects of their hatred and revulsion.

Elves are naturally secretive and, since their falling out with Men and Dwarves, they tend to prefer their own kind. Rare indeed is the man who is named "Elf-Friend," and to him is unlocked the secret halls of the First People. No Elf will take service with anyone who is not an Elf. They have an especial fondness for lawful, interesting Hobbits. Themselves highly gifted in the arts, they welcome poets, singers, any others with true artistic talent. Men of good-will and wisdom are held high in their regard, but they are implacable enemies of all those who serve Chaos.

As a final note, Elves are immortal but may be slain in battle.

## The Noldor

The Noldor are accounted the greatest of the Elves and all the peoples in Middle-earth in lore, warfare and crafts. In Valinor "great became their knowledge and their skill; yet even greater was their thirst for more knowledge, and in many things they soon surpassed their teachers. The Noldor are changeful in speech, for they have great love of words, and sought ever to find names more fit for all things they knew or imagined". They are beloved of Aulë the Smith, and were the first to discover and carve gems. Their chief dwelling-place was the city of Tirion upon Túna. Among the wisest of the Noldor were Rúmil, creator of the first writing system and author of many books of lore. Fëanor, son of Finwë and Miriel, was the greatest of their craftsmen, "mightiest in skill of word and of hand", and creator of the Silmarils.

The Noldor earned the greatest hatred of Melkor, who envied their prosperity and, most of all, the Silmarils.

The Noldor are the Second Clan of the Elves in both order and size, the other clans being the Vanyar, a smaller group, and the Teleri, a much larger one. The Noldor typically have grey eyes and dark hair (except for those who had Vanyarin blood, most prominently the members of the House of Finarfin).

However, the Noldor are the proudest of the Elves; in the words of the Sindar, they came to Middle-earth because "they needed room to quarrel in". It was this pride that Melkor used to turn the Houses of Fëanor and Fingolfin against each other. The pride of the Noldor also led to their Fall and Exile (and their continued quarrels in Middle-earth, as noted by the Sindar).

## The Sindar

Sindar (meaning "Grey People"), singular Sinda, are Elves of Telerin descent. They are also known as the Grey Elves. Their language is Sindarin.

Never having actually set foot in Valinor, the Sindar are not counted among the Elves of the Light. Neither were they Avari, since they did accept the invitation and set out on the Great Journey (and therefore were technically counted among the Eldar). They are therefore sometimes referred to as "Elves of the Twilight".

The language of the Sindar diverged from common Telerin over the long ages they were sundered from their kin, and became known as Sindarin. By the time the Noldor arrived in Beleriand, the languages had become mutually unintelligible, but the Noldor were quick to learn it. In the Second and Third Age, Sindarin became known as the "Noble Tongue", and became the Elvish tongue used in daily speech throughout Middle-earth. It was also adopted for daily use by the Númenóreans.





## The Nandor

The Nandor, later known as the Silvan Elves or "Wood-elves", were one of the Telerin races of Elves. The Nandor were the original elven inhabitants of Middle-earth east of Beleriand, but eventually they also stretched out across the Ered Luin as well into Ossiriand. They were the "green elves", loving forests, and easily the most common kindred of elf by the Third Age in Middle-earth. Under Lenwë they developed great knowledge and skill with herbs and living things, tree and beast alike. Their culture became very distinct.

## Origin and acts

The Valar (singular Vala) are angelic powers, the Ainur that chose to go into the World (Arda) and complete its material development after its form was determined by the Music of the Ainur (Ainulindalë). Eru Ilúvatar first revealed to the Ainur his great vision of The World through musical themes.

*... unfolding a history whose vastness and majesty had never been equalled ... – The Music of the Ainur, The Silmarillion.*

This World, fashioned from his ideas and expressed as the Music of Ilúvatar, was refined by thoughtful interpretations by the Ainur, who then created their own themes based on each unique comprehension. No one Ainu understood all of the themes that sprang from Ilúvatar. Instead, each elaborated individual themes, singing of mountains and subterranean regions, say, from themes for metals and stones. The themes of Ilúvatar's music were elaborated, and the Ainur added creative touches to blend with the themes of other Ainur. Melkor, however, added discordant themes: he strove against the Music; his themes became evil because they sprang from selfishness and vanity, not from the enlightenment of Ilúvatar.

Once the Music was complete, including Melkor's interwoven themes of vanity, Ilúvatar gave the Ainur a choice – to dwell with him, or to enter the world that they had mutually created. Those that chose to enter the world became known as the Valar, the 'Powers of Arda', though the Elves generally reserved that term for the more powerful of them. (The lesser Valar they called the Maiar.) Among the Valar were some of the most powerful and wise of the Ainur, including Manwë, the Lord of the Valar, and also Melkor, his brother. The two are distinguished by the selfless love of Manwë for the Music of Ilúvatar, and the selfish love that Melkor bore for himself and no other – least of all for the Children of Ilúvatar, as the Elves and Men became known.

Melkor (later named Morgoth, 'dark enemy') arrived in the World first, causing tumult wherever he went. As the others arrived, they saw how Melkor's presence would destroy the integrity of Ilúvatar's themes. Eventually, and with the aid of the Vala Tulkas, who entered Arda last, Melkor was temporarily overthrown, and the Valar began shaping the world and creating beauty to counter the darkness and ugliness of Melkor's discordant noise.

The Valar dwelt originally on the Isle of Almaren in the middle of the world, but after its destruction and the loss of the world's symmetry, they moved to the western continent of Aman and founded Valinor. The war with Melkor continued: the Valar realized many wonderful subthemes of Ilúvatar's grand music, while Melkor poured all his energy into the corruption of fell beings like Balrogs, dragons, and orcs. Most terrible of the deeds of Melkor was the destruction of the Two Lamps, and with them the original home of the Valar, the Isle of Almaren. Melkor was then captured and chained for many ages in the fastness of Mandos until he was pardoned by Manwë.

With the arrival of the Elves in the world and later in Valinor, a new phase of the regency of the Valar began. Summoned by the Valar, many Elves abandoned Middle-earth and the eastern continent for the West, where the Valar concentrated their creativity. There they made the Two Trees, their greatest joy because it gave light to the

beauty of Valinor and pleased the Elves.

At Melkor's instigation, however, Ungoliant destroyed the Trees. Fëanor, a Noldorin Elf, had with great forethought and love captured the light of the Two Trees in three Silmarils, the greatest jewels ever created. Melkor stole the Silmarils from Fëanor and killed his father, Finwë, chief of the Noldor in Aman, and thereupon fled to Middle-earth. Many of the Noldor, in defiance of the will of the Valar, swore revenge and set out in pursuit. This event, and the poisonous words of Melkor that fostered mistrust among the Elves, led to the exile of the greater part of the Noldor to Middle-earth: the Valar closed Valinor against them to prevent their return.

For the remainder of the First Age Ulmo alone of the Valar visited the world beyond Aman. At the end of the First Age, the Valar sent forth a great host of Maiar and Elves from Valinor to Middle-earth, who fought the War of Wrath in which Melkor was defeated. The lands were changed, and the Elves were again called to Valinor.

During the Second Age, the Valar's main deeds were the creation of Númenor as a refuge for the Edain, who were denied access to Aman but given dominion over the rest of the world. The Valar, now including even Ulmo, remained aloof from Middle-earth, allowing the rise of the Morgoth's lieutenant, Sauron, to power as a new Dark Lord. Near the end of the Second Age, Sauron convinced the Númenóreans to attack Aman itself.

Then Manwë upon the Mountain called upon Ilúvatar, and for that time the Valar laid down their government of Arda. – Akallabêth, The Silmarillion.

With the Akallabêth, the destruction of Númenor, Aman was removed from the earth (though not from the World, for Elvish ships could still reach it). In the Third Age the Valar sent the Istari (or wizards) to Middle-earth to aid in the battle against Sauron.

## List of the Valar

These are the names and attributes of the chief Valar as they were known to the Eldar in Aman. In Middle-earth, they were known by other names of Sindarin origin; Varda, for example, was called Elbereth. Men knew them by many other names, and sometimes worshiped them as gods. With the exception of Oromë, the names listed below are not actual names but rather titles: the true names of the Valar are nowhere recorded. The males are called "Lords of the Valar"; the females "Queens of the Valar," or Valier.

The Aratar (Quenya: Exalted) or High Ones of Arda are the eight greatest of the Valar: Manwë, Varda, Ulmo, Yavanna, Aulë, Mandos, Nienna, and Oromë. Lórien and Mandos are brothers and are referred to collectively as the Fëanturi or "Masters of Spirits".

**Manwë:** He is the King of the Valar, husband of Varda Elentári and King of Arda. He lived atop Mount Taniquetil, the highest mountain of the world, in the halls of Ilmarin. The winds and airs were his servants, and he was lord of air, wind, and clouds in Arda. He was the noblest and greatest in authority, but not in power, of the Aratar and Ainur.

**Ulmo:** Lord of Waters. He lived in the deep water of the ocean, and seldom troubled to come to the Ring of Doom unless the need was dire. He was not married. Ulmo was one of the chief architects of Arda.

**Aulë:** Aulë is given lordship over the matter that composes Arda and is a master of all the crafts that shape it. He created the Dwarves, who call him Mahal, the Maker. During the Music of the Ainur, Aulë's themes concerned the physical things of which Arda is made; when Ilúvatar (God) gave being to the themes of the Ainur, his music became the lands of Middle-earth. Other of his works include Angainor (the chain of Melkor), the Two Lamps and the vessels of the Sun and Moon.

**Oromë:** Brother of Nessa and husband of Vána, also known as Araw in Sindarin, Aldaron ("Lord of the Trees"), Arum, Béma, Arámë, The Huntsman of the Valar, and The Great Rider. During the Years of the Trees, after most of the Valar had withdrawn completely from Middle-earth and hidden themselves in Aman, Oromë still hunted in the forests of Middle-earth on occasion. Thus, he was responsible for first finding the Elves at Cuiviënen. Being a powerful huntsman, he was active in the struggles against Morgoth, and was renowned for his anger, being the most terrible of the Valar in his wrath. He has a great horn called Valaróma and a great steed called Nahar.

**Mandos:** Judge of the Dead. Originally named Námo, but referred to more commonly as Mandos, after the Halls of his dwelling. Chief advisor to Manwë and keeper of the souls of elves. He is the husband of Vairë the Weaver. Mandos is stern and dispassionate and never forgetting a thing. He was the Vala who cursed the Noldor leaving Aman, and counselled against allowing them to return. But unlike Morgoth, his Dooms are not cruel or vindictive by his own design. They are simply the will of Eru, and he will not speak them unless he is commanded to do so by Manwë. Only once has he been moved to pity, when Lúthien sang of the grief she and her lover Beren had experienced in Beleriand.

**Lórien:** Master of Visions and Dreams. Originally named Irmo, but referred to more commonly as Lórien, after his dwelling place. Lórien and Mandos are the Fëanturi, masters of spirits. Lórien, the younger, is the master of visions and dreams. His gardens in the land of the Valar, where he dwells with his spouse Estë, are the fairest place in the world and are filled with many spirits. All those who dwell in Valinor find rest and refreshment at the fountain of Irmo and Estë.

**Tulkas:** Champion of Valinor, also called Astaldo. He was the last of the Valar to descend into Arda, and helped to tip the scales

against Melkor after the destruction of the Two Lamps. He is a wrestler and physically the strongest of all the Valar. He is the husband of Nessa, and is described as slow to anger, but slow also to forget; as such, he opposed the release of Melkor after his prison sentence.

**Varda:** Queen of the Stars, spouse of Manwë, entitled Elentári in Quenya and Elbereth Gilthoniel in Sindarin. She kindled the first stars before the Ainur descended into the world, and later brightened them with the gold and silver dew from the Two Trees. Melkor feared and hated her the most, because she rejected him before Time.

**Yavanna:** Giver of Fruits, spouse of Aulë, also called Kementári. She created the Two Trees, and is responsible for the Kelvar and Olvar (plants and animals). It was she who requested the creation of the Ents, as she feared for the safety of the trees once her husband had created the Dwarves. The Two Lamps are created by Aulë at Yavanna's request, and their light germinates the seeds that she had planted. Following the destruction of the Two Lamps by Melkor and the withdrawal of the Valar to Aman, Yavanna sang into being the Two Trees of Valinor.

**Nienna:** Lady of Mercy. She was the tutor of Olórin, and weeps constantly. However, her tears are those of healing and pity, not of sadness, and often have potency; for example, she watered the Two Trees with her tears, and later washed the filth of Ungoliant away from them once they were destroyed. She was in favour of releasing Melkor after his sentence, not being able to see his evil nature. She has no spouse.

**Esté:** Referred to as the Gentle and "the healer of hurts and of weariness". Her name means Rest. "Grey is her raiment, and rest her gift." She is the wife of Irmo, and lives with him in his Gardens of Lórien in Valinor. She sleeps at day on the island in the Lake Lorellin.

**Vairë:** Entitled the Weaver. She is espoused to Namó, and lives with him at Mandos. She weaves the story of the World in her tapestries, which are draped all over the halls of Mandos.

**Vána:** Called the Ever-young. She is the younger sister of Yavanna and wife of Oromë. "All flowers spring as she passes and open if she glances upon them; and all birds sing at her coming." She dwells in gardens filled with golden flowers and often comes to the forests of Oromë.

**Nessa:** Entitled the Dancer. She is the wife of Tulkas and is noted for her agility and speed, able to outrun the deer who follow her in the wild, and for her love of dancing on the ever-green lawns of Valinor.

**Melkor:** The Dark Lord. His name means "he who arises in might" and he was the first of the Ainur to be created by Eru. In origin he was the spiritual brother of Manwë, and the most powerful of the Valar, as he possessed all aspects of Eru's thought, whereas all the others possessed only some. He turned to evil, and was taken back to Valinor in chains after the Awakening of the Elves, where he remained on parole for several Ages. But after the poisoning of the Two Trees and the theft of the Silmarils, he fled from Valinor. He was no longer counted among the number of the Valar, and Fëanor called him "Morgoth Bauglir", The Great Enemy, by which name he was known in Middle-earth ever after. He was cast out of Arda at the end of the War of Wrath.

**Lifestyle**

Elves are born about one year from their conception. The day of their conception is celebrated, not the actual birthday itself. Their minds develop more quickly than their bodies; by their first year, they can speak, walk and even dance, and their quicker onset of mental maturity makes young Elves seem, to Men, older than they really are. Physical puberty comes in around their fiftieth to one hundredth year (by age fifty they reach their adult height), and by their first hundred years of life outside the womb all Elves are fully grown. Elven bodies eventually stop aging physically, while human bodies do not.

Elves marry freely and for love early in life. Monogamy is practiced and adultery is unthinkable; they only marry once (Finwë, first High King of the Noldor, was an exception, as he remarried after his first wife died).

Spouses can choose each other even long before they are married, thus becoming betrothed. The betrothal is subject to parental approval unless the parties are of age and intend to marry soon, at which point the betrothal is announced. They exchange rings and the betrothal lasts at least a year, and is revocable by the return of the rings; however, it is rarely broken. After their formal betrothal, the couple appoint a date, at least a year later, for the wedding.

Only the words exchanged by the bride and groom (including the speaking of the name of Eru Ilúvatar) and the consummation are required for marriage. More formally, the couple's families celebrate the marriage with a feast. The parties give back their betrothal rings and receive others worn on their index fingers. The bride's mother gives the groom a jewel to wear.

The Elves, particularly the Noldor, preoccupy themselves with various things such as smithwork, sculpture, music and other arts, and of course, what to eat. Males and females can do almost everything equally; however, the females often specialize in the arts of healing while the men go to war. This is because they believe that taking life interferes with the ability to preserve life. However, Elves are not stuck in rigid roles; females can defend themselves at need as well as males, and many males are skilled healers as well, such as Elrond.

Eventually, if they do not die in battle or from some other cause, the Elves of Middle-earth grow weary of it and desire to go to Valinor, where the Valar originally sheltered their kind. Those who wish to leave for the Undying Lands often go by boats provided at the Grey Havens, where Círdan the Shipwright dwells with his folk.

Elves are naturally immortal, and remain unwearied with age. In addition to their immortality, Elves can recover from wounds which would normally kill a mortal Man. However, Elves can be slain, or die of grief and weariness.

Spirits of dead Elves go to the Halls of Mandos in Valinor. After a certain period of time and rest that serves as "cleansing", their spirits are clothed in bodies identical to their old ones. However, they almost never go back to Middle-earth and remain in Valinor instead.

Eventually, their immortal spirits will overwhelm and consume their bodies, rendering them "bodiless", whether they opt to go to Valinor or remain in Middle-earth. At the end of the world, all Elves will have become invisible to mortal eyes, except to those to whom they wish to manifest themselves.

The lives of Elves only endure as the world endures. It is said in the Second Prophecy of Mandos that at the end of time the Elves will join the other Children of Ilúvatar in singing the Second Music of the Ainur. However, they do not believe that Eru will abandon them.

The tengwar script, invented by Fëanor, was used to write a number of the languages of Middle-earth, including Quenya and Sindarin.

p	t Tolkien christmas	þ	happy scripts	ç	ch march	q	k c Tolkien scripts
þ	d dear	ƀ	b by	çj	j just	çg	*g gift
h	th forth	b	f find	d	sh wish	d	ch [k] Michael
h	th [ð] this	ƀ	v very	ç	-	ç	gh Hugh
m	n in	ƀ	m march	ç	-	ç	ng ring
ɹ	r march	ƀ	w-u west you	ç	y [j] you	ç	-
ɹ	r herein return	ç	-	ç	l styles	ç	-
s	s history	ç	*s	ç	s [z] is	ç	s [z] as
h	h John herein	d	*wh where	ç	-e Michael	ç	-a Earth
				ç	i	ç	y
				ç	a	ç	e
				ç	o	ç	u

**Elf names**

<u>Male</u>	<u>Female</u>
Aegnor	Altáriel, Alatáriel
Aerandir	Amarié
Amdir	Aredhel
Amras	Arwen
Amrod	Celebrian
Amroth	Eärwen
Anárion	Elenw
Angrod	Elwing
Annael	Faelivrin
Aranel	Finduilas
Aranwé	Idril
Beleg	Indis
Caranthir	Galadriel
Celeborn	Lúthien
Celebrian	Míriel
Celebrimbor	Nerdanel
Celegorm	Nerwen
Círdan	Nimloth
Curufin	
Curufinwë	
Daeron	
Denethor	
Dior	
Eärendil	
Ecthelion	

Edrahil  
 Elemmakil  
 Elenwe  
 Elladan  
 Elrohir  
 Elrond  
 Elros  
 Eluréd  
 Elurín  
 Elwë  
 Eöl  
 Ereinion  
 Erellont  
 Erestor  
 Falathar  
 Fëanor  
 Finarfin  
 Finduilas  
 Fingolfin  
 Fingon  
 Finrod  
 Finwë  
 Galadhon  
 Galathil  
 Galdor  
 Galion  
 Gelmir  
 Gil  
 Gildor  
 Gil-galad  
 Glorfindel  
 Guilin  
 Gwindor  
 Haldir  
 Ingwë  
 Legolas  
 Lenwë  
 Lindir  
 Maedhros  
 Maeglin  
 Maglor  
 Mahtan  
 Mithrellas  
 Nellas  
 Nimrodel  
 Olwë  
 Orodreth  
 Oropher  
 Orophin  
 Rùmil  
 Saeros  
 Thranduill  
 Turgon  
 Voronwë

- save against magical spells four experience levels higher.
8. Dwarves dodge with a -5% advantage because of their size.
  9. Khuzdul, the dwarvish tongue, is the ancient and secret language known only to Dwarves. Khuzdul is the medium in which the Dwarves preserve all of their many secrets of weaponmaking, and a Book found by a Dwarf containing such information will turn him into Master armorer instantly, whatever level he is at. In public the Dwarves use the tongue of their neighbours, and they understand the languages of their traditional enemies, the Gnolls, Kobolds, and Goblins.
  10. Dwarves will not reveal their 'inner' names, their true names, to people of other kin, nor would allow them ever to be carved or written. They therefore take names by which they could be known to their allies in Mannish forms.
  11. Dwarves never check morale when fighting the Goblin races.

On a final note, Dwarvish women are so scarce that they are the objects of instant feelings of protectiveness in Dwarvish males. If a female Dwarf appears on the scene, she will soon acquire a non-player protector to escort her on adventures. A Dwarvish protector will possess minimum Dwarvish prime requisites and is determined as any other character.

### Origin and acts

The Dwarves are a very ancient people who awoke, like the Elves, at the start of the First Age, before the existence of the Sun and Moon.

The Dwarves (in the form of seven patriarchs) were created during the Years of the Trees (also known as the Ages of Darkness), when all of Middle-earth was controlled by the forces of Melkor. They were created by the Vala Aulë, in secret from the other Valar, although Ilúvatar knew of their creation, despite Aulë's efforts. He decided that their creation was not an evil deed and sanctified them, though he did not allow them to "awake" before the Elves (whom he had designated as "The Firstborn"), and Aulë sealed the Seven Fathers of the Dwarves in stone chambers in far-flung regions of Middle-earth. Dwarves were originally divided into seven clans or 'Houses':

House	Founder	Homeland	Chief Delving
Longbeards	Durin	Misty/Grey Mountains	Khazad-dûm
Firebeards	Uri	Blue Mountains	Nogrod
Broadbeams	Linnar	Blue Mountains	Belegost
Ironfists	Sindri	Far North	Gamil-nála
Stiffbeards	Thulin	Far North	Kibil-Tarag
Blacklocks	Var	East of East	Nargubraz
Stonefoots	Vidis	East of East	Baraz-lagil

### Dwarves

As one of the elder speaking races, the Free Folk claim descent from Seven Fathers who lived in the First Age, and consequently the Dwarves are divided into seven Folk or nations, each with its own king and ancestral halls. They have withdrawn into the wilderness, for, never having been numerous, they have concentrated their strength in the mountain fastnesses for protection.

Dwarves are short, averaging about four and a half feet in height, but broad in shoulder and extremely strong for their size. While not immortal like the Elves, they live for long periods of time, perhaps 250 years. They marry about the age of 100, if they marry at all, for there are few Dwarvish women and Dwarvish males are exceedingly proud.

Dwarves are a prideful people, easily angered and very long of memory. They will NEVER forget wrongs done to them or their Folk. Greedy for riches, they are ruled by a gold-lust that once awakened, is very hard to quell. Except for their greed, they are fair and often generous to those they owe a debt of honour. Noted for their superb craftsmanship and mastery of the art of weaponsmithing, they are very shrewd businessmen as well - usually driving a hard bargain for their wares and near impossible to cheat in matters involving precious things. They have, in addition, a number of unique talents and advantages:

1. Dwarves are superlative miners able to tunnel six times as fast as men. They easily note slanting passages, shifting walls, new underground works, geological formation, and other features of importance beneath the earth. Instinctively, they know the depth they are standing below the surface.
2. Dwarves possess night vision and can see clearly in the dark up to 60 feet.
3. Dwarves possess facility with mechanical devices, being able to open locks and disarm small traps at a +5% and +15% advantage, respectively, if "Thieves."
4. Dwarves hide in shadows and move silently with a +5% advantage when underground. They need not check morale underground either, as they are quite at home.
5. Dwarves, being expert craftsmen, can accurately appraise coins, jewelry, and gems.
6. Dwarves are all smiths and armorers. Apprentices may forge armor under the guidance of a Master armorer and may make repairs to arms and armor. Armorers and Master armorers may forge arms and armor of quality. Weaponsmiths may forge magical weapons and armor. Rate of magick weapon making is three times normal speed, so a Dwarf may turn out quality work in quantities unthinkable for Men.
7. Dwarves are highly resistant to all forms of Magick and



### First Age

Some time after the Elves had awoken at Cuiviénen, the Seven Fathers of the Dwarves were released from their stone chambers. The eldest of them, called Durin, wandered until he founded the city of Khazad-dûm in the natural caves beneath three peaks: Caradhras, Celebdil, and Fanuidhol (known in Khuzdul as Baranzinbar, Zirakzigil, and Bundushathûr, respectively). The city, populated by the Longbeards or Durin's folk, grew and prospered continuously through Durin's life (which was so long that he was called Durin the Deathless, also a reference to the belief by his people that he would be reincarnated seven times). It was the only of the Dwarf mansions to survive the First Age.

Far to the west of Khazad-dûm, the great dwarf cities of Belegost and Nogrod were founded in Ered Luin (The Blue Mountains) during the First Age, before the arrival of the Elves in Beleriand. The Dwarves of Belegost were the first to forge chain mail, and they also traded weaponry with the Sindar and carved the Thousand Caves of Menegroth for the Elf king Thingol. In Nogrod, the smith Telchar forged Narsil and Angrist, two of the most fateful weapons in the history of Arda.

The dwarves of Beleriand fought against the forces of Melkor during the first age, and the dwarves of Belegost were the only people able to withstand dragon-fire in the Battle of Unnumbered Tears, when King Azaghâl, who died in the battle, stabbed Glaurung, the first dragon.

The dwarves of Nogrod fought against Melkor as well. However, they slew Thingol out of greed and stole the Silmaril they had been charged to set into the necklace called Nauglamir. A number of retaliatory actions ensued, and the Nogrod army was destroyed by a force of Laiquendi and Ents. Both dwarf kingdoms would eventually be destroyed, along with nearly all of Beleriand, after the War of Wrath, with the dwarven refugees mainly resettling in Khazad-dûm.

### Second Age

Refugees from Belegost and Nogrod added to the population of Khazad-dûm, and its wealth was also enriched with the discovery of mithril, a magical and extremely valuable metal found only in its mines. During this time the Dwarves continued to trade with neighboring Men and the Elves of Eregion. When the Elven-Smiths forged the Rings of Power, seven were made as gifts to the heads of the seven Dwarf clans. The Dwarves of Moria at first fought in the War of Sauron and the Elves, but in the year 1697 of the Second Age, the doors of Khazad-dûm were shut and its inhabitants no longer ventured forth into the world. Thereafter it was known by the elven name of Moria, meaning "dark chasm".

### Third Age

During the Third Age the Dwarves of Moria continued to prosper until the year 1980, when, in pursuing a vein of mithril, they broke open a chamber containing the last balrog known in the histories of Middle-earth, called Durin's Bane. They battled against the demon for one year, and after the death of two kings, the Dwarves who had not been killed fled from the Misty Mountains. For more than a century they had no kingdom, but in the year 1999, Thráin I founded a kingdom at the Lonely Mountain. This kingdom prospered for a time, and the great jewel known as the Arkenstone was discovered.

In 2210 Thorin I founded a kingdom in the Grey Mountains to the north of Mirkwood. Both of these realms would eventually be consumed by dragons—the Grey Mountains in 2590 by a horde and The Lonely Mountain in 2770 by the dragon Smaug. The refugees from the Grey Mountains who did not return to The Lonely Mountain colonized the Iron Hills, one of the only Dwarf kingdoms never to be abandoned or taken. The main body of the Dwarves became a wandering people, and Thrór, who had been king of the Lonely Mountain when it was captured, was slain by Orcs in the year 2790 and his body mutilated. This led to the War of the Dwarves and Orcs, in which nearly all of the Orc hordes of the Misty Mountains were exterminated but half of all Dwarf warriors (at least 35% of the total Dwarven population) was killed, a blow from which their population would never recover.

For a time an exile kingdom was founded in the Blue Mountains, but Thráin II, was driven to wandering the wilderness by his Ring, the last of the Dwarven Rings not yet taken by Sauron or consumed by dragons. He was soon captured by Sauron, then reigning as the Necromancer in Dol Goldur. Thráin was tortured, his Ring of Power taken, and finally died. In 2491 Thorin II Oakenshield, grandson of Thrór, recolonized the Lonely Mountain after Smaug the dragon was slain by Bard, the future King of Dale. After the ensuing Battle of the Five Armies, in which the Eagles, the Elves of Mirkwood, the Men of Dale, and the Dwarves of the Iron Hills (as well as Thorin's band) defeated an invading horde of Goblins and in which Thorin was killed, his cousin Dáin II Ironfoot, already King of the Iron Hills, became King Under the Mountain, and the Lonely Mountain was not abandoned again.

## Lifestyle

Dwarves are a proud and stern race and are made to be sturdy to resist the dangers of their time. They are physically stronger than humans and had great endurance, especially in the ability to resist great heat and cold, and they made light of heavy burdens. Dwarves live up to 250 years and have the ability to learn new skills quickly. A normal dwarf is usually stubborn and secretive, but they have the capacity to be loyal friends. Dwarves are not hurt by insults, but their hate last a very long time. Dwarves are greedy, but still much less corrupt than Men, as shown by what happened to the Dwarven Rings of Power and their owners. Whereas the Men who owned the nine Rings were corrupted and became the Nazgûl, the Dwarves were uncorrupted. The only power that the rings had over them was the power to inflate their greed for gold.

They breed slowly, for no more than a third of them are female, and not all marry; also, female Dwarves look and sound (and dress, if journeying – which is rare) so alike to Dwarf-males that other folk cannot distinguish them, and thus others wrongly believe Dwarves grow out of stone.

Dwarves are great metalworkers, smiths and stoneworkers. Fierce in battle, their main weapons are axes, but they also use bows, swords, shields and mattocks.

They seem to favour simple durable clothing, coloured hoods and heavy cloaks for travelling, and belts of gold or silver. For battle they don elaborately crafted armour and helmets bearing masked visors (after the manner of those used in forges for shielding the eyes) hideous to look upon.

Since they lived underground, Dwarves did not grow their own food supplies if they could help it, and usually obtained food through trade with Elves and Men. Dwarven and human communities often formed relationships where the Men were the prime suppliers of food, farmers and herdsmen, while the Dwarves supplied tools and weapons, road-building and construction work.

Throughout the First Age and most of the Second Age, the Dwarves maintain mostly friendly trading relationships with Men and Elves (the Dwarves of Nogrod's treachery of Thingol being an exception). However, in the Third Age, particularly after the closure of Moria, they grow mistrustful of Elves, though in later times cordial relations are established with the Elves of Mirkwood and the Men of Dale. They also maintain somewhat ambivalent relations with Hobbits for most of the Third Age, although after the mission to retake the Lonely Mountain Bilbo Baggins is held in great esteem there.

From their creation, the Dwarves spoke Khuzdul, a constructed language made for them by Aulë. Because it was a constructed (though living) language, it was not descended from any form of Elvish, as most of the languages of Men were, although the language may have had influence on the early languages of Men. Khuzdul was for the most part a closely guarded tongue (one of the few recorded outsiders to have a knowledge of it was Eöl), however, and the Dwarves never revealed their Khuzdul names to outsiders, going so far as to omit them from even their tombs. Khuzdul was written in Cirth, a runic alphabet developed by the Elves. There is no extant corpus for the Khuzdul language other than the battle cry: Baruk Khazâd! Khazâd ai-mênu! (meaning "Axes of the Dwarves! The Dwarves are upon you!") and the inscription on Balin's tombstone, reading: BALIN FUNDINUL UZBAD KHAZAD-DÛMU, or Balin son of Fundin Lord of Moria. The remainder of the Khuzdul lexicon is composed of single words.

### ANGERTHAS

Often erroneously referred to as 'Dwarf-letters' because of their frequent use by the Khazâd, the Cirth – or, in their more developed form, Angerthas – are in reality an Elvish invention. Though accounts vary as to the exact lineage of their transmission, all agree that the Grey-elf Daeron of Doriath was the ultimate source of the forms that came to the Dwarves. Uri and Linnar's kindreds seem to have employed their own versions of this runic alphabet, but as these houses either died out or merged with Durin's folk, it was the Longbeards whose tradition of rune-carving eventually gained dominance.

Durin's folk adopted the version of Daeron's runes used by the Noldor of Eregion, but they modified their form according to their tastes. This mode came to be known as the Angerthas Maria, which appears in Narvi's inscription on the West-gate of Khazad-dûm. Further changes over-came the alphabet during the Dwarves' exile from Moria, and this new set was called the Angerthas Erebor. This was used on Balin's tomb as well as in portions of the Book of Mazarbul. All Dwarf-adventurers of the late Third Age use the Mode of Erebor.



The Cirth runes used to write Khuzdul.

## Dwarf names

Ashar	Frór	Náli
Azaghâl	Fuin	Náj
Balin	Fundin	Nar
Barak	Galar	Narkad
Bifur	Gamli	Narvi
Blàin	Gimli	Nori
Bofur	Ginnar	Óin
Bombur	Gord	Olin
Borin	Gloin	Ori
Brúni	Gróin	Orin
Bukhor	Grór	Oxdis
Dáin	Ibûn	Pabbi
Dís (female)	Jófi	Rekk
Dori	Káin	Réni
Duin	Kalin	Skirvir

Dulin	Khím	Telchar
Durin	Khorra	Thekk
Dwalin	Kili	Thorin
Får	Kuri	Thráin
Farin	Kurin	Thrór
Farli	Linn	Tindri
Fili	Liómi	Utal
Floi	Loki	Vali
Frar	Lóni	Vegg
Frerín	Mím	Vigg
Fili	Nabbi	Vinn
Finn	Náin	Virvir
Floi	Naj	
Frár		
Frerín		

## The Forge's Fire



warves are chiefly known by the work of their hands, be it arms or armour, inscriptions in stone or tracery on steel, the cut gem, or the cunning device.

### ARMOUR OF BELEGOST

In two works, the armourers of Linnar's folk excel above all other peoples. The first were the Dragon-helms, visored masks capable of with-standing worms' breath.

The second armouring art for which Linnar's folk are known is the weaving of a fine metal mesh which can be used for chainmail. During the late Third Age, the centre of its making is Barukkhizdin in the Iron Hills. After the desolation of Smaug, the armourers of Dáin Ironfoot kept their works mostly to themselves, but since the restoration of Erebor and the rebuilding of Dale, they have become more open-handed, at least toward the Northmen and Thranduill's folk. The ever-increasing threat of the Easterlings has made this lightweight mail in great demand.

A full hauberk of this fine armour-which otherwise counts as Dwarf chainmail-does not cause the wearer to suffer the usual penalty.

### BLASTING FIRE

The incendiary substances devised by Vigdis's folk with the aid of Saruman require a number of ingredients. These are, needless to say, a closely guarded secret of the Dwarves of Baraz-lagil. However, one critical component is well known (or at least widely-alleged): the red stone of the Mountains of the East, accessible only at Baraz-lagil itself. This effectively prevents anyone else from concocting the deadly substance without the Dwarves leave.

Sauron failed to procure either the stone or the secret of its making during his occupation of neighbouring Nargubraz. Only Saruman enjoys the trust of the Khazád and so receives periodic shipments of the rock in Isengard. Should the true nature of the White Wizard's designs or his ties with Mordor be discovered, the Sons of Vigdis would swiftly terminate their friendship with him.

Originally designed for the Dragon Wars, blasting fire-which the Dwarves call baraznád-can also be deployed in siege warfare to deliver structural damage to a defender's fortifications.

### DRAGON-FELL

The dragonslayers of Thulin's folk wear the hides of their slain adversaries as armour. When enchanted by the riimut, these hauberks render their wearers impervious to the fiery breath of Dragons. It also affords damage absorption equal to the value of the Armour special ability belonging to the Dragon from which it was made. A Dragon-fell weighs 50 Dr.

The eager customer desiring to purchase a dragonslayer's fell meets with disappointment, if not outright hostility. It is a law among Thulin's folk that none may don a Dragon-fell who has not slain the worm it once belonged to. A Dwarf who dares defy this law is treated as an enemy by Thulin's folk and is hunted by the dragonslayers as though he were a worm himself.

### DRAGONSLAYER SPEAR

The harpoon-like spears wielded by the dragonslayers of Thulin's house are regarded as inalienable possessions of their owners-as inseparable to their existence as their own limbs. Woven with baneful enchantment, these spears ignore Dragons' Armour special ability when dealing damage and grant the attacker a +5 to Armed Combat and Ranged Combat against Dragons. Being wrought of Dragon-bone, these spears cannot be broken by natural forces.

### DWARF-STONES

This is the name the Easterlings give to the mystical gemstones cut by the earth-readers of Sindri's folk, who gift such talismans to their friends and make use of them for their own secret purposes. Typically, these are cut from precious or semi-precious stones found beneath the Spine of Arda-especially garnets and rubies-though the Easterlings sometimes convey rarer gemstones, such as sapphires, from distant sources beyond the great steppe-lands of Rhûn.

A person who seizes a Dwarf-stone from its rightful owner is likely to fall under a curse, usually reversing the intended effect of the gem.

### FELAKMËK

The felakmëk are ancient pictographs that comprise the written language of Thulin's folk. Unlike the Cirth, however, the signs of felamëk are believed to be magical in and of themselves. Thulin's folk refer to these symbols collectively by their outer name of riimut. To know the inner name of one of these signs is to wield

its power. The Sons of Thulin willingly share the benefits of the riimut with their friends, the Lossoth, an act of open-handedness rarely seen among Dwarves of the other kindreds.

Since the age of the Dragon Wars, much of the lore of the riimut has been lost. By the late Third Age, the dragonslayers of Thulin's folk remember the inner names of only thirteen pictographs of what was originally a more extensive system. These thirteen fragments are concerned mainly with survival in the arctic wilderness and the deception and slaying of worms. The Lossoth may preserve others, but they, like the Sons of Thulin, are a scattered folk, so that knowledge tends to remain localised.

The secret name of one of the riimut can only be bestowed by one who is wise-either a dragonslayer or a Lossothren shaman. The act of transmitting this name is regarded by both cultures as a gesture of the high-est confidence and deepest intimacy with the recipient, who is usually a firstborn son or an apprentice of many years standing. Acceptance of the inner name is equivalent to learning the spell with which that sign is associated.

### ITHILDIN

Ithildin is a enchanted ink used by the Dwarves to write 'moon-letters' script that is invisible to the naked eye except when viewed under moonlight or starlight. The chief ingredient of ithildin is mithril, so naturally its use and availability have grown exceedingly rare since the exile of Durin's folk from Moria. In the days of their prosperity, the Longbeards often employed ithildin for the aesthetic enrichment of their works, especially their stonework, as with the inscription on the West-gate of Moria. During their exile, what little of it remained was put to more pragmatic uses, such as the encryption of Thrór's map of Erebor.

## Mining



Individual characters may go prospecting if they have a knowledge of metals. One Dwarf may explore 10 sq. miles every season (spring to fall), at the end of which time a check is made to see if a strike was made.

The chance of a 'strike' is determined by the nature of the terrain being explored. Roll percentage dice at the end of the prospecting season :

Mountains:	20% per year. Up to 2 different mines can be found per 20 sq. miles.
Hills:	15% per year. One mine may be found per 20 sq. miles.
Rivers:	10% per year. One mine may be found per 50 sq. miles.
Others:	10% per year. One mine may be found per 50 sq. miles.

### MINES IN MOUNTAIN AND HILL COUNTRY

Roll percentage dice if a strike is made:

D100 Roll	Strike	Profit
01-20	COAL:	01-25 SOFT COAL: annual profit of 100 GP x 1-10 26-50 SOFT COAL: annual profit of 100 GP x 1-20 51-80 HARD COAL: annual profit of 200 GP x 1-20 81-00 HARD COAL: annual profit of 250 GP x 1-20
21-40	IRON:	01-20 LOW GRADE: annual profit of 100 GP x 1-10 21-80 AV. GRADE: annual profit of 200 GP x 1-20 81-00 HI. GRADE: annual profit of 300 GP x 1-20
41-45	MARBLE:	annual profit of 500 GP x 1-20
46-50	COPPER:	01-25 LOW GRADE: annual profit of 200 GP x 1-10 26-75 AV. GRADE: annual profit of 200 GP x 1-20 76-00 HI. GRADE: annual profit of 300 GP x 1-20
51-60	SILVER:	01-35 LOW GRADE: annual profit of 200 GP x 1-20 36-80 AV. GRADE: annual profit of 300 GP x 1-20 81-00 HI. GRADE: annual profit of 600 GP x 1-20
61-65	JADE:	01-40 LOW GRADE: annual profit of 100 GP x 1-20 41-85 AV. GRADE: annual profit of 300 GP x 1-20 86-00 HI. GRADE: annual profit of 500 GP x 1-20
66-70	SEMI-PRECIOUS STONES:	annual profit of 100-1000 GP x 1-6
71-75	LEAD:	01-80 AV. GRADE: annual profit of 100 GP x 1-10 81-00 Quicksilver present; annual profit of 500 GP x 1-10
76-80	TIN; ZINC; BISMUTH:	annual profit of 200 GP x 1-20
81-85	SULPHUR:	annual profit of 100 GP x 1-20
86-90	RICH STRIKE:	Roll again; all minerals 1-85 doubled in value at highest level.
91-95	GOLD!!!!:	01-20 SMALL VEIN: one season's profit of 20 GP x 1-10 21-50 LOW GRADE: annual profit of 1000 GP x 1-10 51-90 AV. GRADE: annual profit of 1000 GP x 1-20 91-99 HI. GRADE: annual profit of 1500 GP x 1-20 100 GLORY HOLE: annual profit of 2500 GP x 1-20 (+1-10 Dr. Platinum).

96	EMERALDS:	annual profit of 100-1000 GP x 1-20
97	SAPPHIRES:	annual profit of 100-1000 GP x 1-20
98	RUBIES:	annual profit of 200-2000 GP x 1-20
99	DIAMONDS:	annual profit of 300-3000 GP x 1-20
00	SEEDS OF METALS:	1-6 'seeds', with a 1% chance first off that a Mithril strike was made.

**MINES IN RIVER VALLEYS:**

Roll percentage dice if a strike is made:

D100	Strike	Profit
01-50	COAL:	01-50 SOFT COAL: annual profit of 100 GP x 1-10 51-80 SOFT COAL: annual profit of 100 GP x 1-20 81-00 HARD COAL: annual profit of 200 GP x 1-20
51-60	SEMI-PRECIOUS STONES:	annual profit of 100-1000 GP x 1-6
61-65	OPALS:	annual profit of 100-1000 GP x 1-10
71-75	GOLDIII:	01-20 SMALL PLACER POCKET: one season's profit of 100-1000 GP x 1-6 21-50 LOW GRADE: annual profit of 1000 GP x 1-10 for 1-10 years 51-90 AV. GRADE: annual profit of 1000 GP x 1-20 91-99 HI. GRADE: annual profit of 1500 GP x 1-20 100 GLORY HOLE: annual profit of 2500 GP x 1-20
76-00	Roll again, -20.	If 76-80 turns up, use Mountain Mines Table.

**MINES IN OTHER REGIONS:**

Roll percentage dice if a strike is made:

D100	Strike	Profit
01-40	COAL:	01-60 SOFT COAL: annual profit of 100 GP x 1-10 61-90 SOFT COAL: annual profit of 100 GP x 1-20 91-00 HARD COAL: annual profit of 200 GP x 1-20
41-50	IRON:	01-40 LOW GRADE: annual profit of 100 GP x 1-10 41-90 AV. GRADE: annual profit of 200 GP x 1-20 91-00 HI. GRADE: annual profit of 300 GP x 1-20
51-55	SULPHUR:	annual profit of 100 GP x 1-20
56-68	SALTPETRE; NITRE:	annual profit of 100 GP x 1-20
69-70	NAPHTHA:	annual profit of 100 GP x 1-20
71-00	Roll again, -25.	If 70-75 turns up, use Mountain Mines Table.

**MINE INVESTMENT**

Minerals and ordinary metals require an investment of 50% of the maximum possible annual yield for equipment, buildings, and transport equipment (mules, wagons). Increase this figure by 1-6 in wilderland areas more than 5 hexes from a road.

Precious metals and gems require an initial investment of 10%-200% of the maximum annual yield.

**MINE PERSONNEL**

Mines for minerals and ordinary metals will have 1 worker for every 50 GP of profit that could be taken out of the mine (based on maximum values).

Mines for precious metals and gems will have 1 worker for every 200 GP of profit that could be taken out of the mine, and 1 Guard for every 5 workers.

**MINE PRODUCTION**

COAL:	2 Tons per GP of profit
IRON:	100 Dr. per GP of profit
MARBLE:	1 cu. ft. per GP of profit
COPPER:	8 Dr. per GP of profit
SILVER:	1 Dr. per 3 GP of profit
GOLD:	1 Dr. per 80 GP of profit
JADE:	50 Ct. per GP of profit
S. P. GEMS:	400 Ct. per GP of profit
LEAD:	40 Dr. per GP of profit
TIN:	75 Dr. per GP of profit
ZINC:	75 Dr. per GP of profit
BISMUTH:	5 Dr. per 4 GP of profit
SULPHUR:	175 Dr. per GP of profit
EMERALD:	60 Ct. per GP of profit
SAPPHIRE:	60 Ct. per GP of profit
RUBY:	50 Ct. per GP of profit
DIAMONDS:	40 Ct. per GP of profit
SALTPETRE:	200 Dr. per GP of profit
NAPHTHA:	1 Keg per GP of profit



**Hobbits**

Originally closely related to Men, the Hobbits have remained unobtrusive through much of their history. For centuries they lived in the Vales of Anduin, largely unnoticed by other races until late in the Third Age. They fled westward from the evils of Mirkwood and founded the legendary Shire. Under the protection of Gandalf the Wizard and the Dunedain, the Hobbits lived in peace and security until the Wars of the Ring. In the days that followed the Third Age, the exact location of their land was lost. However, on occasion, travellers have reported a charming, almost enchanted land inhabited by "heafplings", "little folk" with large, hairy feet, a great fondness for food and conversation, and distrust of the "Outside."

Despite their general distrust of strangers, the provincial Hobbits may be characterized as hospitable and comfort loving. Hobbits are between two and four feet tall, the average height being three feet six inches. They dress in bright colours, favouring yellow and green. They are usually very shy creatures, but are nevertheless capable of great courage and amazing feats under the proper circumstances. When faced by danger, they show a remarkable courage and are undaunted by terrors that would cause brave men to draw back. Generally, because of their dexterity, Hobbits make excellent Thieves. They are adept with slings and throwing stones. For the most part, they cannot grow beards, but a few of the race of Stoor can. Their feet are covered with curly hair (usually brown, as was the hair on their heads) with leathery soles, so most Hobbits hardly ever wear shoes. Hobbits can sometimes live for up to 130 years, although their average life expectancy is 100 years. The time at which a young Hobbit "comes of age" is 33, thus a fifty-year-old Hobbit would only be entering middle age. They have a strong leaning toward lawfulness, however, and a chaotic Hobbit is an impossibility--at least, initially.

Hobbits are not quite as stocky as the similarly-sized dwarves, but still tend to be stout, with slightly pointed ears. Hobbits also possess a number of special qualities.

1. For their diminutive size, rarely reaching a height over four feet, the Hobbits are the strongest and most resilient of all the speaking races. They never tire when carrying burdens and even when the weight is very considerable they fatigue slowly.
2. Being burrow dwellers, Hobbits are quite at home beneath the earth.
3. Hobbits do not employ magical spells and use few magical devices. However, they save against magical spells four experience levels higher as Dwarves do.
4. Hobbits possess exceptional constitutions and enjoy increased chances to be resurrected, to recover from wounds, end to be resistant to diseases. Rate these at two levels high on the constitution tables.
5. Hobbits possess superior eyesight and dexterity and shoot missiles with a +5% advantage and throw missiles with a +15% advantage. They dodge with -15% because of their small size.
6. Hobbits are clever with their fingers and open locks with a +10% advantage, remove small traps with +5%, pick pockets with +5%, and strike with a dagger or short sword with +5% hit probability.
7. Hobbits move silently and hide in shadows or undergrowth with -10% advantage.
8. Hobbits hear noises with an advantage.
9. Hobbits are shrewd judges of character, readily recognizing "nasty" people for what they are 50% of the time.

**Origin and acts**

Historically, the Hobbits are known to have originated in the Valley of Anduin, between Mirkwood and the Misty Mountains. They have lost the genealogical details of how they are related to the Big People. At this time, there were three "Hobbit-kinds", with different physical characteristics and temperaments: Harfoots, Stoors and Fallohides. While situated in the valley of the Anduin River, the Hobbits lived close by the Eothéod, the ancestors of the Rohirrim, and this led to some contact between the two. As a result many old words and names in "Hobbitish" are derivatives of words in Rohirric.

The Harfoots, the most numerous, were almost identical to the Hobbits as they are described in The Hobbit. They lived on the lowest slopes of the Misty Mountains and lived in holes, or Smials, dug into the hillsides. The Stoors, the second most numerous, were shorter and stockier and had an affinity for water, boats and

swimming. They lived on the marshy Gladden Fields where the Gladden River met the Anduin (there is a similarity here to the hobbits of Buckland and the Marish in the Shire. It is possible that those hobbits were the descendants of Stooks). The Fallohides, the least numerous, were an adventurous people that preferred to live in the woods under the Misty Mountains and were said to be taller and fairer (all of these traits were much rarer in later days, and it has been implied that wealthy, eccentric families that tended to lead other hobbits politically, like the Took and Brandybucks, were of Fallohide descent).

About the year T.A. 1050, they undertook the arduous task of crossing the Misty Mountains. Reasons for this trek are unknown, but they possibly had to do with Sauron's growing power in nearby Greenwood, which was later named Mirkwood because of the shadow that fell on it as Sauron searched the area for the One Ring. The Hobbits took different routes in their journey westward, but as they began to settle together in Bree-land, Dunland, and the Angle formed by the rivers Mitheithel and Bruinen, the divisions between the Hobbit-kinds began to blur.

In the year 1601 of the Third Age (year 1 in the Shire Reckoning), two Fallohide brothers named Marcho and Blanco gained permission from the King of Arnor at Fornost to cross the River Brandywine and settle on the other side. Many Hobbits followed them, and most of the territory they had settled in the Third Age was abandoned. Only Bree and a few surrounding villages lasted to the end of the Third Age. The new land that they founded on the west bank of the Brandywine was called the Shire.

Originally the Hobbits of the Shire swore nominal allegiance to the last Kings of Arnor, being required only to acknowledge their lordship, speed their messengers, and keep the bridges and roads in repair. During the final fight against Angmar at the Battle of Fornost, the Hobbits maintain that they sent a company of archers to help but this is nowhere else recorded. After the battle, the kingdom of Arnor was destroyed, and in absence of the king, the Hobbits elected a Thain of the Shire from among their own chieftains.

The first Thain of the Shire was Bucca of the Marish, who founded the Oldbuck family. However, the Oldbuck family later crossed the Brandywine River to create the separate land of Buckland and the family name changed to the familiar "Brandybuck". Their patriarch then became Master of Buckland. With the departure of the Oldbucks/Brandybucks, a new family was selected to have its chieftains be Thain: the Took family (Pippin Took was son of the Thain and would later become Thain himself). The Thain was in charge of Shire Moot and Muster and the Hobbitry-in-Arms, but as the Hobbits of the Shire led entirely peaceful, uneventful lives the office of Thain was seen as something more of a formality.

- Harfoots. The Harfoots were the most numerous group of Hobbits and also the first to enter Eriador. They were the smallest in stature of all hobbits.
- Fallohides. The Fallohides were the least numerous group and the second group to enter Eriador. They were generally fair haired and tall (for hobbits). They were often found leading other clans of hobbits as they were more adventurous than the other races.
- Stooks. The Stooks were the second most numerous group of Hobbits and the last to enter Eriador. They were broader than other hobbits. They mostly dwelt beside rivers and were the only hobbits to use boats and swim.

## Lifestyle

Hobbits are fond of an unadventurous bucolic life of farming, eating, and socializing, although they will defend their homes courageously if the need arises. They enjoy at least seven meals a day, when they can get them - breakfast, second breakfast, elevenses, luncheon, afternoon tea, dinner and (later in the evening) supper. They enjoy simple food—such as bread, meat, potatoes, tea, and cheese—and have a passion for mushrooms. Hobbits also like to drink ale. Hobbits also enjoy an ancient variety of tobacco, which they referred to as "pipe-weed", something that can be attributed mostly to their love of gardening and herb-lore. They claim to have invented pipe-weed.

The Hobbits of the Shire developed the custom of giving away gifts on their birthdays, instead of receiving them, although this custom was not universally followed among other Hobbit cultures or communities. They use the term mathom for old and useless objects, which are invariably given as presents many times over, or are stored in a museum (mathom-house).

Some Hobbits live in "hobbit-holes", traditional underground homes found in hillsides, downs, and banks. By the late Third Age, they were mostly replaced by brick and wood houses. Like all Hobbit architecture, they are notable for their round doors and windows, a feature more practical to tunnel-dwelling than the Hobbits retained in their later structures.

The Hobbits had a distinct calendar: every year started on a Saturday and ended on a Friday, with each of the twelve months consisting of thirty days. Some special days did not belong to any month - Yule 1 and 2 (New Years Eve & New Years Day) and three Lithedays in mid-summer. Every fourth year there was an extra Litheday, most likely as an adaptation, similar to a leap year, to ensure that the calendar stayed synchronised with the seasons.

## Hobbit names

### Male

Adalgrim  
Adelard  
Andwise  
Balbo  
Bandobras  
Berilac  
Bilbo  
Bingo  
Bodo  
Bowman  
Bungo  
Deagol  
Dinodas  
Doderick  
Drogo  
Dudo  
Erling  
Everard  
Fastolph  
Fastred  
Ferdibrand  
Ferdinand  
Ferumbras  
Filibert  
Flambard  
Folco  
Fosco  
Fredegar  
Frodo  
Gerontius  
Gorbadoc  
Gorbulas  
Gorhendad  
Gormadoc  
Griffo  
Gundabald  
Halfred  
Hamfast  
Hamson  
Hending  
Hildibrand  
Hildifons  
Hildigrim  
Hobson  
Hugo  
Ilberic  
Isembold  
Isengar  
Isengrim  
Isumbras  
Largo  
Longo  
Lotho  
Madoc  
Marmadas  
Marmadoc  
Marroc  
Matta (Matt)  
Meriadoc (Merry)  
Merimac  
Merimas  
Milo  
Minto  
Moro  
Mosco  
Moto  
Mungo  
Odo  
Odovacar  
Olo  
Orgulas  
Otho  
Paladin  
Peregrin (Pippin)  
Polo  
Ponto  
Porto  
Posco  
Reginard  
Robin  
Rorimac  
Rudigar  
Rufus  
Sadoc  
Samwise (Sam)  
Sancho  
Saradas  
Saradoc  
Seredic  
Sigismund  
Smeagol  
Togo  
Tolman  
Tomba (Tom)  
Wilcome  
Wilibald

### Female

Adaldrida  
Adamanta  
Amaranth  
Angelica  
Asphodel  
Belba  
Bell  
Belladonna  
Berylla  
Camellia  
Celandine  
Chica  
Cora  
Daisy  
Diamond  
Donnamira  
Dora  
Eglantine  
Elanor  
Esmeralda  
Estella  
Firiell  
Goldilocks  
Hanna  
Hilda  
Lily  
Linda  
Lobelia  
Malva  
Marigold  
May  
Melilot  
Menegilda  
Mentha  
Mimosa  
Mirabella  
Myrtle  
Nina  
Pansy  
Pearl  
Peony  
Pervinca  
Pimpernel  
Poppy  
Primrose  
Primula  
Prisca  
Rosa  
Rosamunda  
Rose/Rosie  
Rowan  
Ruby  
Salvia  
Tanta

## Nephilim



Nephilim (or sometimes referred to as nefalim) are hybrid offspring of human women and angels called The Watchers. The Watchers numbered a total of 200 but only their leaders are named. They soon begin to lust for the human women they see, and at the prodding of their leader Samyaza. The other leaders are: Araziel, Râmêél, Kokabiel, Tamiel, Ramiel, Dânel, Chazaqiel, Baraquel, Asael, Armaros, Batariel, Bezaliel, Ananiel, Zaqiel, Shamsiel, Satariel, Turiel, Yomiell, Sariel. The Watchers were turned into fallen Angels due to their taking wives, mating with human women, and teaching forbidden knowledge. Nephilim are orphaned of mother because human women all die in childbirth.

*"Azâzêl taught men to make swords, and knives, and shields, and breastplates, and made known to them the metals of the earth and the art of working them, and bracelets, and ornaments, and the use of antimony, and the beautifying of the eyelids, and all kinds of costly stones, and all colouring tinctures. And there arose much godlessness, and they committed fornication, and they were led astray, and became corrupt in all their ways. Semjâzâ taught enchantments, and root-cuttings, Armârôs the resolving of enchantments, Barâqijâl, taught astrology, Kôkabêl the constellations, Ezêqêél the knowledge of the clouds, Araziêl the signs of the earth, Shamsiêl the signs of the sun, and Sariêl the course of the moon."*

Fallen angels are angels who have been exiled or banished from Heaven as a punishment for disobeying or rebelling against God. Azâzêl was bound by Archangel Raphael hand and foot, and cast into the darkness. Semjâzâ and the Watchers were bound by Archangel Michael for seventy generations in the valleys of the earth, till the day of their judgement and of their consummation.

When God sent His host of warrior angels to banish the Watchers, He also had them hunt and kill the Nephilim. God even caused the Great Flood to cleanse the world of these monstrous creatures. But, as later scriptures from several cultures testify, the Nephilim survived.

The Nephilim lived on, and through the ages, they were variously described as heroes or as monsters.

Over time, though, the superhuman and the monstrous aspects of the Nephilim retreated, that is, they were no longer visible; the genes lay dormant. These dormant genes are called the Strain. Some Nephilim and humans know how to awaken the Strain, mostly through magick, but also through trance. In some parts of the world, the spell is cast on every new-born so that he or she may develop Nephilim powers if they have Nephilim blood in them.

Awakened Nephilim may mutate into various forms, depending on the type of Strain that they carry. Some become heroic in mind and physical stature, are handsome and charismatic and become great leaders and warriors. Others turn into monsters, growing various animal features, a result of the early Nephilim laying with beasts as well as men. Some can pass as normal humans, while others have to hide away lest they be killed as were the monsters of old.

The same variety occurs with respect to the intelligence of these creatures, which can range from bestial and barely sentient to absolute masterminds.

There exists a certain hierarchy within the Nephilim ranks. At the bottom are the Emim (the Terrors), tall, strong and intelligent. Then come the Zamzummm (the Strong), tall, powerful almost humans who make cunning officers and leaders, and the Awim (the Devastators), their "shock troops". The top tier then is made up of the Gibborim (the Mighty), superhuman in body and above all mind, and the Anakim (the Long-necked), the sorcerer cast.

Initially, Nephilim have the same characteristics as humans, so the same rules for character creation apply. What makes the Nephilim special is the amount and degree of angelic (or demonic) mutations and magical abilities that come to the fore over time.

The following should be kept in mind when designing a Nephilim character: in a world as intolerant as the European Middle Ages, it is difficult for anyone not looking human to mingle in society. Wherever Nephilim live in great concentration, they are able to set up a parallel society where strange looking individuals have a place. But outside these centers, only those Nephilim can openly move around who can pass as human and hide their otherness.

As mentioned above, a certain caste system has established itself over the years in Nephilim society. The social hierarchy is based on genetic markers and the purity of the Nephilim Strain, however, the distinction isn't always cut and dry. In general, the more powerful castes have more powerful magical talents and less physical mutations.

Basically, the following guide lines apply:

- the Emim, the Terrors, feature a number of minor, beast-like mutations. The horned-men fall into this category. An Emim must have CON/16+, DEX/15+ and WIS/16+.
- the Zamzummm, the Strong, feature a few mostly minor mutations, which are physical in nature ('though not necessarily animal-like). Zamzummm are the most widely represented.
- the Awim, the Devastators, sport a number of mostly minor, combat oriented mutations; possibly also one or

the other major mutation. The Awim are mostly warriors. An Awim must have CON/16+, STR/16+ and DEX/16+. Awim are Fighters.

- the Gibborim, the Mighty, are the leaders and generals. They have almost no mutations, but have extensive magical abilities. A Gibborim must have STR/20+, CON/18+, DEX/16+, INT/17+ and WIS/16+.
- the Anakim, the Long-Necked. They are the sorcerers among the Nephilim, with access to powerful magick. Many of them have minor or major mutations that grow more numerous as they grow old (i.e: Mutations develop later in play.) An Anakim must have INT/20+, WIS/18+ and BAV/16+.

Even though Nephilim hierarchy is mostly caste based, it does allow for exceptions. Awim may rise to be generals, and Zamzummm can end up being mighty political leaders.

To obtain a Nephilim character, two sets of conditions must be met. First, there must be a probability of even having a Nephilim character. Second, the character's Prime Requisites must meet the minimum requirements of 14 in each characteristics.

Nephilim always are powerful creatures for they may become "combination characters." Gibborim may become Fighter-Magick User-Clerics. Emim become Fighter-Clerics or Fighter-Magick Users. Note that Chaotic Nephilim are not inclined to become Clerics.

In addition to combination status, awakened Nephilim possess some unique talents:

- Nephilim start with Divination. This power lets them get in touch with their ancestor, the Fallen One from whom they descend; and likewise their progenitor can get in touch with them. Nephilim growing up outside their cultural centers have no direct knowledge of their history and background. However, they have a sense of who and what they are as the tap the common Nephilim consciousness.
- Nephilim possess the Gift of Tongues (glossolalia) including those of animals and plants.
- The black feather wings of the Nephilim are hidden under his skin. It takes 1 melee round for the Nephilim to spread his wings and fly away.
- Nephilim never check morale.
- Nephilim are highly resistant to all forms of Magick and save against magical spells five experience levels higher.
- Nephilim possess night vision and can see clearly in the dark up to 100 feet.
- Nephilim are immune to all forms of disease.
- Nephilim are immune to poison.
- Nephilim are always of Lawful or Chaotic Alignment.
- Nephilim do not have to write Magick Books in order to remember spells.
- Nephilim cannot be resurrected.

As a final note, Nephilim are immortal but may be slain in battle.



## Starting Mutations

When determining the number of starting mutations, a major mutation is the equivalent of two minor mutations and two minor mutations are worth one major mutation. Each mutation begins as a minor mutation, and if the character picks or randomly rolls the same result twice, it becomes a major mutation.

Caste	Chance of Mutation	Number of mutations
Emim	55%	1-6
Zamzummm	25%	1-3



Awwim	15%	1-2
Gibborim	5%	1
Anakim	80%	4-10*

\*The character starts with 1 mutation and develops one mutation for every 100 years of life.

## Mutations



Following is a basic list of mutations. Mutations that affect the Nephilim in a negative way are called adverse mutations, while those with positive effects are beneficial. They are not particularly balanced, and all should be subject to the GameMaster's approval when selected.

1d100	Roll	Mutation	Description
01-03		Adaptability	Survival in unusual environments.
04-05		Allergy*	Skills reduced by contact to an allergen.
06-09		Biped (Quadruped)*	If two-legged, forced to walk four-legged.
10-12		Camouflage	Skin has a concealing texture or color.
13-15		Coloration	Unusual coloration (minor only).
16-19		Congenital Disease*	Suffers from a debilitating disease.
20-22		Decreased Characteristic*	Characteristic decreased.
23-25		Disease Carrier*	Carries (but is immune to) an infectious disease.
26-30		Hands	Has extra hands or prehensile limb.
31-33		Hardy	Resistant to damage.
34-36		Hybrid	Has an animalistic trait.
37-44		Increased Characteristic	Characteristic increased.
45-48		Keen Sense	Has one or more sharp senses.
49-50		Luminescence	Emits a light from body.
51-53		Metabolic Improvement	Has a beneficial but unusual metabolism.
54-57		Metabolic Weakness*	Has a disadvantageous and unusual metabolism.
58-60		Natural Armor	Has natural armor (scales, horn, hide, etc.).
61-65		Natural Weapon	Has natural weapon (spine, claw, teeth, etc.)
66-67		Pain Sensitivity*	Low resistance to pain.
68		Pheromone	Emits chemicals that can affect others.
69-70		Reduced Sense*	Impaired or missing primary sense.
71-72		Regeneration	Able to heal rapidly.
73-74		Sensitivity	Has an unusual affinity for a substance.
75-76		Speech (Mimicry)	Can imitate animal noises, or speak clearly.
77-81		Structural Improvement	Has an unusual and beneficial body form.
82-86		Structural Weakness*	Has an unusual and disadvantageous body form.
87-89		Venom	Emits a natural poison.
90-00		GameMaster or player's choice	Pick or roll again.

\*adverse mutation

### Adaptability

This mutation permits your character to instantly adjust himself to particular extreme conditions, chosen when this mutation is selected. Alternately, your character continually has the ability to survive the specific condition and does not actually adapt to it. Sample types of minor adaptability include ability to breathe both air and water, and the ability to digest metal and/or stone. Major adaptability types include immunity to extreme heat or cold. If a resistance roll is required, your character's relevant characteristic is doubled against the potentially harmful condition.

### Allergy

This is an adverse mutation. This mutation causes hypersensitivity to a particular substance, plant, or animal. When in contact with this substance, your character has an unpleasant reaction, such as sneezing, a rash, swollen eyes, etc. If your character has this as a minor mutation, subtract 20% from all of your skill ratings for the duration of contact

with the allergen, and for 15 minutes afterwards. If this mutation is major, your character takes 1D6 hit points in damage when exposed to the substance (damage is only inflicted once per 15 minutes) and he suffers the loss of 40% from all skills during that time period.

### Biped (Quadruped)

This is an adverse mutation. Due to some deformity of your character's musculature or skeletal structure, he has a quadrupedal (four-legged) stance rather than a bipedal (two-legged) one. As a minor mutation, your character can stand upright for brief periods equal to his CON in combat rounds, before resorting to a more comfortable stance on hands and feet. If the mutation is major, your character must make a successful DEX CR and a successful CON CR for each combat he is upright, or revert to a quadrupedal stance. Failing the DEX CR means your character falls prone, and failing the CON CR means he loses one fatigue point for the effort if that optional system is being used. Other characteristics and attributes are unaffected, unless they are rendered impossible by the mutation.

### Camouflage

Your character has an unnatural coloration, exterior form, or an ability to change coloration to help conceal him from enemies, or perhaps imitate an object or other type of being. As a minor mutation, this is limited to coloration or some form of unusual skin texture, and as a major mutation it allows for the character to change color and/or skin texture according to his background, as if he were a chameleon. For example, a hairless mutant with stony appearing skin could curl up and resemble a rock, or a very thin human might have bark-like skin and be able to imitate a tree. The minor version of this mutation provides a +20% bonus to the Hide skill, while the major version confers a +40% bonus.

### Coloration

This is a minor mutation only. Your character's skin is a different color or colors from your species' natural color, often strikingly so. It may glisten like gold, be tigerstriped, or be one solid color.

### Congenital Disease

This is an adverse mutation. Your character suffers from an incurable and possibly painful non-contagious ailment. It may have hemophilia, deformed bones, or lung trouble. As a minor mutation, one of your character's characteristics (CON) is reduced by 1D6 points, according to the severity of this disease. As a major mutation, two of your characteristics (CON and another of your choice) are reduced by 1D6 points. Any bonuses or derived attributes using those characteristics are similarly modified.

### Decreased Characteristic

This is an adverse mutation. For a minor mutation, first determine which characteristic is decreased through mutation, roll a D10 and refer to the following chart:

1d10	Roll	Characteristic Change
1		STR
2		CON
3		BAV
4		INT
5		WIS
6		DEX
7		APP
8		Both STR and BAV
9		Roll twice, using a 1d8 instead of a 1d10
10		Roll three times, using a 1d8 instead of a 1d10

Roll another 1d6 to determine how much the characteristic is altered by:

1d6	Roll	Reduction
1-3		-1D6
4-5		-2D6
6		-3D6

No characteristic can be reduced to 0 or less, so any decreases in excess are lost and the characteristic's value is set at 1. For a major mutation, the characteristic reduction is doubled. Any bonuses or derived attributes using those characteristics are similarly modified.

### Disease Carrier

This is an adverse mutation. Your character carries a disease, though he or she is immune to that disease. The disease may be promulgated by touch, or by some specific mode of contact, such as through your character's saliva, blood, or some other appropriate means. Any other character exposed to your character in the appropriate fashion must make a CON CR or will contract the disease. As a major mutation, your character carries two separate diseases.

### Hands

This mutation describes any type of manipulative limb, not just hands. With the minor form of this mutation, your character has one or two extremely mobile, ape-like feet, prehensile lips or a snout, or a long and prehensile tail. The major version of this mutation offers two such manipulative limbs (prehensile feet and a tail), or an extra set of such organs (two tails, two extra arms, etc.).

#### Hardy

Your character can withstand considerable damage before falling unconscious. As a minor mutation, your character is highly resistant to damage from a particular type of injury, taking only half rolled damage (rounded down). The GameMaster must determine the type of damage, such as fire, falling, cutting weapons, etc. As a major mutation, in addition to the resistance to a particular type of damage, your character can be reduced to 0 or negative hit points and will still be able to keep fighting or performing actions unhindered, until he reaches a number of negative hit points equal to his CON characteristic. At this point, your character will die unless healing is provided in the next five minutes to bring him or her to a positive hit point value.

#### Hybrid

Your character is a generic hybrid with the traits of two or more different types of animals. He might have lobster-like claws, a tiger head, or anything else imaginable. The degree of the crossing is left to the GameMaster's imagination. If this is a minor mutation, your character has a few defining elements clearly marking him as a hybrid, and if the mutation is a major one, he is more animal than human, and may find it impossible to blend in amongst humans. Generally, regardless of the amount of hybridization, characteristics and skills are relatively unaffected, though if your character possesses some animalistic elements that may be used in combat, you should assume that large claws do 1D6 points of damage, a pointed beak or teeth do 1D4 damage. At the GameMaster's discretion, the major version of this mutation includes a minor version of the Natural Weaponry mutation (below).

#### Imitation

This mutation allows your character to imitate some natural trait of an animal species. This can potentially be an ability the creature has like web spinning, wall-crawling, leaping, amphibiousness, etc. As a lesser mutation, your character will add +20% as a temporary bonus to a relevant skill (or skills) that would apply. For example, being able to climb walls like a spider would add +20% to the Climb skill as a temporary bonus. As a greater mutation, the trait is entirely natural and your character is not merely imitating the trait: your character possesses the trait, as well as any biological or anatomical structures required to use it. Any skills receive a temporary bonus of +40%.

#### Increased Characteristic

Use the same chart as "Decreased Characteristic" though the result is positive rather than negative. For a minor mutation, use the results from the chart; for a major mutation, the characteristic increases are doubled. No Characteristics can be higher than 25. Any bonuses or derived attributes using those characteristics are similarly modified.

#### Keen Sense

With this mutation, one of your character's primary senses is heightened, raising any corresponding skills. This mutation may have a physical aspect, at the GameMaster's discretion, such as enlarged or unusually shaped sensory organs (eyes, ears, nose, etc.). Following are the senses affected:

- **HEARING:** A minor mutation doubles the range at which your character can use the Listen skill effectively, while a major mutation quadruples it. As a minor mutation, the bonus to Listen is +20%, and as a major mutation, the bonus to Listen is +40%.
- **SMELL/TASTE:** Your character can use his or her Sense skill to detect the taste or scent of something a normal human would be unable to detect or discern, such as a tasteless poison. As a minor mutation, the bonus to the Sense skill is +20%, and as a major mutation, the bonus to Sense is +40%.
- **TOUCH:** With this as a minor mutation, your character can to use his Sense skill to detect subtle changes in texture through fingertips or other body parts. With this as a major mutation, your character can "see" with exposed skin and therefore act in darkness as if in normal daylight, ignoring any penalties from darkness. As a minor mutation, the bonus to the Sense skill is +20%, and as a major mutation, the bonus to Sense is +40%.
- **VISION:** As a minor mutation, this doubles the distance your character can see detail in, therefore doubling the range at which he or she can use skills such as Spot. It also doubles the distance at which your character is capable of performing skills at. As a minor mutation, the bonus to the Spot skill is +20%, and as a major mutation, the bonus to Spot is +40%. This mutation is accompanied by a heightened (harmful) sensitivity as well, linked to each sense. If the mutation is minor, your character must make FER CR to avoid being stunned for a round if exposed to an intense form of the sensation. For example, a character with the major mutation Keen Sense (Vision) might be blinded by bright light, and would need to

make a FER CR to avoid being stunned if someone shines a bright light in his eyes, or a light is turned on while the character is in a darkened room.

#### Luminescence

Your character can generate a type of light from his body. The minor form of this mutation allows your character to faintly glow in the dark, or emit a beam of light from his eyes or some other organ. The major version of this mutation allows your character to emit a harsh beam of light, able to temporarily blind an opponent if it is shone into his eyes. To do this requires a successful DEX CR, and the target can make a similar roll to avoid the light (or can simply close his eyes).

#### Metabolic Improvement

This mutation confers upon your character an unusual but advantageous metabolic condition. This metabolic change can be represented in a number of ways, from a minimal or unusual appetite, or abnormal growth (perhaps your character is only a few years old, but has grown at an accelerated rate). He could perceive the world at a faster rate than a normal person, or be able to shut down bodily functions and go into a comatose state, perhaps like a bear's ability to hibernate. The minor mutation should give your character some unusual advantage, but not be of considerable significance, while the major version of this mutation is a tremendous asset to your character.

#### Metabolic Weakness

This is an adverse mutation. As with the Metabolic Improvement (above) this mutation confers upon your character an unusual metabolic condition, though in this case it ranges from inconvenient to debilitating. This metabolic change can be represented in a number of ways, from a ravenous or unusual appetite (difficult to find foodstuffs), or abnormal growth (perhaps your character is even shrinking slowly, or aging backwards). He could perceive the world at a slower rate than a normal person, or be forced to occasionally fall unconscious without control. The minor mutation should make life inconvenient for your character, while the major version of this mutation is a serious hindrance.

#### Natural Armor

Your character has an unnaturally tough hide, scales, shell, carapace, or some other thickened outer skin affording some armor protection. The minor mutation offers 3 points of natural armor protection, while the major version of the mutation is worth 6 points of armor. These are in addition to the protection afforded by any armor worn, though the major mutation requires that custom armor be prepared to accommodate your character's mutation. The minor version of the mutation can be disguised, while the major version is obvious and cannot be easily concealed.

#### Natural Weaponry

Your character has a type of natural weaponry (claws, teeth, spines, horns, etc.) above and beyond those normal to your species. As a minor mutation, this adds +1WDF damage to your character's normal Brawl damage if the weapon is a part of his body. The mutation can be a single weapon, like a stinger or teeth, or on multiple places (such as both hands clawed, or even hands and feet). As a missile weapon, the range is equal to your character's DEX in yards. As a major mutation, the damage is +2WDF and the range is doubled. The GameMaster should determine the nature and appearance of the natural weapon.

#### Pain Sensitivity

This is an adverse mutation. With this mutation, regardless of his CON characteristic, your character possesses a particularly delicate construction or is unable to tolerate pain as well as he should normally be able to. The reasons for this are varied, such as a weakened epidermis, a low pain threshold, or increased nervous sensitivity. The minor version of this mutation forces your character to make a successful CON CR whenever he is impacted or jostled in any significant manner in order to avoid being blinded with agony as if stunned. If your character takes any damage, he must make a FER CR. If the roll fails, he is knocked unconscious from the pain and will remain so for 1D6 combat rounds or until woken up. The major version of this mutation includes that weakness, and makes your character particularly susceptible to a particular form of attack. Choose a type of damage (fire, edged weapons, arrows, cold, etc.) that your character is particularly vulnerable to, and whenever he takes damage from that form of attack, the hit point loss is doubled.

#### Pheromone

With this mutation, your character produces complex organic pheromones that can affect the emotions or behavior of other beings. These chemicals may have a distinctive odor (such as cinnamon, ammonia, musk, perfume, flowers, or some other strong smell) which your character may or may not be able to shut off at will. Alternately, there may be no odor at all to the chemicals released. The emotion or emotions produced by this mutation might be rage, fear, sorrow, nausea, or lust. As a minor mutation, your character emits special pheromones that can elicit one type of emotional or behavioral response. The targeted creature or creatures must succeed on a FER CR or succumb to the behavior it evokes. With this as a greater mutation, your character is not limited to a single type of pheromone, and is able to choose which emotion or behavior is to be evoked each full turn. In either case, the range of this power is your character's CON in yards, though wind and weather conditions may increase or decrease this range as appropriate.

#### Reduced Sense

This is an adverse mutation. This mutation reduces or eliminates one or more of your character's senses, potentially affecting any skills linked to those senses. For the minor mutation, pick one sense to be affected. See "Heightened Sense" for the skills linked to each sense. At the minor level of this mutation, the sense is impaired seriously, but still functions. For the major level of this mutation, the sense does not exist, and the character is utterly blind, deaf, or cannot feel, smell, or taste. The skills linked to that sense are fixed at 0% and cannot be improved through experience.

**Regeneration**

This mutation allows your character to heal extremely rapidly. The minor mutation heals 1 hit point of damage every minute of game time. The major version of the power heals 1 hit point in the powers phase of each combat round. Regeneration will not bring your character back from the dead, but will heal damage that would normally require healing. Regeneration will also heal the effects of any major wound, though the effects of this healing will only take place once all hit points from the injury have been completely restored. When this mutation is picked, the GameMaster should determine one type of injury (fire, acid, drowning, etc.) your character cannot heal from.

**Sensitivity**

Your character is attuned to a certain item or substance which it can detect automatically at a distance. This could be something as varied as gold, oil, water, specific prey animals or plants, gems, or power sources. The substance must be natural to the campaign setting (it can't be "magic" in a no-magic setting), and it doesn't work on a specific object or being, just a class of substances or beings. For example, it can't be "silver coins", but it could be silver. At the level of a minor mutation, your character can detect these within his CON in yards. As a major mutation, he can detect the desired substance within his CON in miles. If more than one example of the substance or being is within range, your character must make an INT CR to distinguish aspects such as the intensity of the substance and its relative distance.

**Speech (Mimicry)**

With this mutation, your character is gifted in some fashion with the ability to communicate. It may be a form of low-grade telepathy, or a simple facility for language learning. He may be able to have a natural knack for human languages. Alternately, he can imitate sounds with great accuracy, including voices, machinery, etc. As a minor mutation, your character can imitate any animal noise he tries; gains a +20% to any Speak Language skill attempts, and can use vocal mimicry to add a +20% bonus to Disguise attempts using vocal mimicry. Additionally, he has a starting value of INT x 2 (plus the aforementioned bonus) in a particular animal "language". As a major mutation, add +40% to Speak Language and Disguise attempts, and your character can imitate a wide variety of mechanical and environmental sounds with facility. He also speaks two animal languages at INT x 2 (with the bonus), and can imitate any other at INT x 1 starting skill, assuming he is able to spend an hour or so in close proximity with the animal type. The GameMaster should determine what animals would have a rudimentary language and how much cross-species communication is allowed.

**Structural Improvement**

If your character has this mutation, he has an advantageous evolution in his skeletal structure. He may have an exoskeleton (potentially adding to his natural armor), extra legs or heads, larger or smaller body parts, or new parts such as wings, horns, or spines. The GameMaster should determine the nature of the mutation. For the minor version of this mutation, roll 1d6 and add those points to any characteristics potentially affected by this mutation. If the mutation is major, roll 2d6 and distribute the points as you choose, with the caveat that no characteristic can go above 25. However, this mutation is utterly impossible to disguise or hide, and your character may have difficulty purchasing equipment and clothing that he can easily use or wear.

**Structural Weakness**

This is an adverse mutation. If your character has this mutation, he suffers from a genetic abnormality in his skeletal structure that causes inconvenience or otherwise hinders normal life. This mutation covers a wide variety of alterations. Your character might be deformed, obese, or extremely thin. He may even have ridiculous appendages such as ten extra legs that only hinder movement. The GameMaster should determine the nature of the mutation. For the minor version of this mutation, roll 1d6 and subtract those points from any characteristics potentially affected by this mutation. If the mutation is major, roll 2d6 and distribute the points as you choose, with the caveat that no characteristic can go below 1 point. This major mutation is utterly impossible to disguise or hide, and your character will have difficulty purchasing equipment and clothing he can easily use or wear.

**Venom**

Your character is able to naturally manufacture a type of venom within his body. This venom may be injected with sting, bite, spine, or claw, or it may coat your character's entire body. Alternately, this venom might be a gas your character exhales, projected spittle, or might take effect only if something bites your character. If the venom is projected in some fashion, you must make a successful Throw skill roll to strike the target; if it is dealt hand-to-hand, you should use your character's Brawl skill. This poison may cause paralysis, sleep, attribute reduction, or blindness, or have another effect. Whether minor or major, a ranged venom attack has range equal to CON in yards.

**Languages**

**Black Speech**

The Black Speech was created by Sauron as an artificial language to be the sole language of all the servants of Mordor, thereby replacing the many different varieties of Orkish and other languages used by his servants. This language exist in two forms, the ancient "pure" forms used by Sauron himself, the Nazgûl, and the Olog-hai, and the more "debased" form used by the soldiery of the Barad-dûr at the end of the Third Age.

The Black Speech was not intentionally modeled on any style, but was meant to be self consistent, very different from Elvish, yet organized and expressive, as would be expected of a device of Sauron before his complete corruption. It was evidently an agglutinative language.

Sauron attempted to impose Black Speech as the official language of the lands he dominated (ultimately, to include all of Middle-earth) and all his servants, but he was only partially successful. The Nazgûl, the Olog-hai (the elite Battle Trolls of Mordor), and several of Sauron's major lieutenants and officers (i.e. the Mouth of Sauron) learned and used the Black Speech, but it never really caught on with the Orcs, or the various groups of Men from the east and south that Sauron conquered. The Orcs tended to corrupt and debase any language they were exposed to, so while Black Speech strongly influenced their vocabulary and perhaps grammar, it soon mutated into the myriad Orcish dialects, which are not mutually intelligible. By the end of the Third Age, while Orc vocabulary was peppered with certain terms from Black Speech, even they generally communicated using Westron, albeit heavily debased. The Elves refuse to utter Black Speech, as it attracts the attention of the Eye of Sauron.

After the overthrow of Sauron in the Second Age, this language in it's ancient form was forgotten by all but the Nazgûl. When Sauron arose again, it became once more the language of Barad-dûr and of the captains of Mordor. The Inscription on the Ring was in the ancient Black Speech, while the curses of the Mordor-orc in the Third Age was in the more debased form used by the soldiers of the Dark Tower.

The Black Speech flourished at the time of the fall of Mordor and was used as the common tongue among the many tribes and clans of Uruks that populated the Plain of Gorgoroth; from Udûn to Cirith Ungol to Barad-dûr. Without the Black Speech, it would have been impossible to have ordered the movements of such large forces in his war against the West. Sauron above all others, understood the value of order amid chaos, and so wanted to rule all of Middle-earth under the iron fist of the Orc, ruled by the will of the Dark Lord.



**Quenya & Noldorin**

Quenya is one of the many Elvish languages spoken by the immortal Elves, called Quendi in Quenya. The tongue actually called Quenya was in origin the speech of two clans of Elves living in Eldamar ("Elvenhome"), the Noldor and the Vanyar. Quenya translates as simply "language", or in contrast to other tongues that the Elves met later in their long history "elf-language".

Later Noldorin Quenya became Exilic Quenya, when most of the Noldorin Elves followed their leader Prince Fëanor in exile from Eldamar back to Middle-earth, where the immortal Elves first awoke.

In the Third Age, Quenya was no longer a living language for the Noldorin Elves of Middle-earth. Exilic Quenya was learned at an early age by all Elves of Noldorin origin, and it continued to be used in spoken and written form, but their mother-tongue was another Elven-tongue, Sindarin.

Quenya was used ceremonially by the Númenórean Men of Gondor and Arnor: for official names and writings. Quenya had in the Third Age almost the same status as the Late Latin language.



### Alchemical Language

Alchemical texts often use elaborate extended allegories as a means of communicating key philosophical points, or to illustrate a particular alchemical process. In these allegorical texts a figure, with which the reader is supposed to identify, goes on an journey in search of wisdom or understanding of the mysteries of alchemy. There this figure meets various archetypal characters, kings, queens, various alchemical birds and animals, and witnesses a process of transformation. This parallels the use of series of symbolic illustrations in various alchemical books and manuscripts - these allegories are in essence the working out in text of similar alchemical ideas and processes as are found in the sequences of emblematic symbols. Imagery and symbolism are important facets of alchemy. There are the little graphic signs for alchemical substances and processes, the images of alchemical apparatus and laboratory equipment, and the beautiful and enigmatic emblems and series of emblems that adorn many alchemical books and manuscripts.

- Hydrargyrum (Mercurius)
Plumbum (Saturnus)
Cuprum (Venus)
Ferrum (Mars)
Stannum (Jupiter)
Vismutum
Niccolum
Arsenicum
Cobaltum
Zincum
Antimonium
Magnesium
Retorta
Receptiens
Cucurbita, Alemovicus
Crucibulum
Evaporare, tio, Evaporatio
re Digerere, re Digerstio
re Coquere, ebullire
re Destillare
re Incinerare
re Calcinare
re Sublimare, Suonmatum
re Pulverizare, Pulvis
re Solvere, re Solutio
re Praecipitare, Praecipitatum
re Fundere, re Sufio
Residuum, Caput mortuum
Mensis
Dies, Nox, Nyctemerum
Hora

- Sal neutralis
Nitrum
Sal communis
Sartarus: r. ruber, a. albus, p. purus
Borax
Sal ammoniacus
Sal medius terrestris cum acido
Magnesia vitriolata (Sal amarus Angli)
Alumen
Sal medius terrestris cum alcali
Alcali volatile magnesia saturatum
Sal medius metallicus cum acido
Vitriolum cupri (v. Coeruleum)
Vitriolum ferri (v. viride)
Vitriolum zinci (v. album)
Luna nitrata (crystalli lunae)
Mercurius Sublimatus corrosivus
Mercurius praecipitatus albus
Plumbum acetatum (Saccharum Saturni)
Cuprum acetatum, Cupr. acet. purum
Aurum regalatum
Sal medius metallicus cum alcali
Alkali volatile cupro saturatum
Sal fedativus
Refina
Gummi, Gummi refina
Metallum Sulphuratum
Mercurius sulphuratus, (cinnabaris)
Aurum (Sol)
Platina
Argentum (Luna)



### Character Prime Requisites

The Prime Requisites are the characteristics upon which player-characters are based. A model Character Profile Record is included and may be Xeroxed to record the details. It is recommended that the Record be enclosed in a plastic cover or laminated, with all of the variable entries made with grease pencil to preserve the sheets as long as possible.

The players will need a set of percentage dice and normal 1-6 dice. Once all of the Prime Requisites have been found a player can then complete his Character Profile. There can be no "trading" of points to raise one characteristic at the expense of another. If "well aspected" on his "Life Horoscope" a character may make one die roll to correct a low characteristic, but not Alignment.

There are 9 Character Prime Requisites-- physical and mental trait which influence many of the abilities and skills which a character depends upon in the course of the game:

- Dexterity [DEX] Intelligence [INT] Appearance [APP]
Constitution [CON] Wisdom [WIS] Ferocity [FER]
Strength [STR] Bardic Voice [BAV] Alignment [ALI]

Players may choose between 3 methods to determine their Character Prime Requisites:

- Roll a 20-sided die.
Roll two 10-sided die.
Begin with 60 points plus 8d10 points. Thus from 68 to 140 Character Prime Requisites points are available to purchase the Prime Requisites of a Character. The minimum is 1 level and the cost per Prime Requisite level is 1 point up to 20. Thereafter, the additional cost is 13 points for level/21, 17 points for level/22 or 20 points for level/23.

### Race

A player may always elect to have a human character. However, if he or she wishes to have a character in one of the special categories, they could always adopt one with Game Master approval or they must roll percentage dice:

- 1-80% = Human
81-90% = Elf, Dwarf, or Hobbit: The player may choose the category. If an Elf is chosen, the character will have minimum of 13 in Dexterity, IQ, Wisdom, and Appearance, and scores below these minimums are corrected upward. A High Elf or Grey Elf is possible only if the minimums had been obtained the initial rolls, without correction. Dwarves possess a minimum 13 in Strength and 15 in Constitution, while Hobbits have a minimum 13 in Constitution and Dexterity. Again, adjust scores accordingly.
91-95% = Lycanthrope: The player's character is a human who has a were-personality and form. Refer to the Monster chapter for the section on "Lycanthropes."
96% = Nephilim: The character is the child of a Human woman and a Fallen Angel. The character will have minimum of 14 in all his characteristics, scores below these minimums are corrected upward.
97-100% = Monster: The character will be one of the following types of monster. The characteristics of each type is provided in the Monster chapter. Roll the percentage dice again:
1-5% = Kobold
6-10% = Goblin
11-15% = Orc
16-20% = Bugbear
21-70% = Uruk-Hai
71-75% = Ogre
76-80% = Troll
81-85% = Vampire
86-90% = Dragon
91-95% = Legendary Beast
96-99% = Balrog
100% = Player's Choice

### Dark tongue

Dark Tongue is the language of Demons and creatures of Hell. It is used by Magick Users who are dealing with Infernal powers and followers of Evil.

There exists a language so dire, so inherently full of spite, malice, corruption, and hatred that it is simply called the Dark Tongue. This is the secret language of evil gods, so foul and so potent that even demons and devils refrain from its use, lest it consume them.

Not surprisingly, very few mortals know even a few words of the Dark Tongue. But those who do are wise to never underestimate the power of words. The Dark Tongue is extremely difficult to master, for mortal tongues were not designed to utter these words of pure evil.

To actually communicate by means of the Dark Tongue-- that is, for a knowledgeable speaker to convey some information to a knowledgeable listener--the speaker must take great care, or both listener and speaker will be harmed. There are no words in the Dark Tongue for good concepts such as kindness, mercy, and purity. However, evil characters can speak of misery, anguish, hate, and betrayal with an accuracy impossible in any other tongue.

The Dark Tongue has no written form. It cannot be transliterated into another language's written form without losing all of its meaning and power.

### Enochian

Enochian is also referred to as Angelic Script and is used in ceremonial Magick when working with Angelic beings, particularly in the calls used to summon them. Enochian script is properly written from right to left. Enochian is chanted and vibrated and both Demons and angels understand and use Enochian.

### Age (Optional)

Once the basic type of character is decided, his age may be determined at the start of his adventures. The base age is 13, with 1 year added for each 10% rolled on percentage dice. This guideline is applicable to Men, Elves, Dwarves, Hobbits, and most monsters except specials like Dragons, Undead, and the like, who must be rated with an arbitrary fairness by the Game Master or according to special guidelines given in the Monster descriptions.

Sex (Optional)

Whether a character is male or female is important. Men have a good chance of being one or the other, but Elves, Dwarves, and Hobbits tend to be male because their women are not as adventurous. Roll percentage dice:

Men, most Monsters: 1-75% = male, 76-100% = female.

Elves, Dwarves, Hobbits: 1-85% = male, 86-100% = female.

Women players may either choose to be female characters or opt for the percentage roll (in Chivalry & Sorcery, women always have special treatment).

Size

The size of a character affects his ability to perform most feats of physical prowess. All determinations are made with a set of 20-sided dice.

The Height and Frame of a character are used to determine the overall size and weight of a character.

Table with 2 columns: Height of a Male and Frame of a Male. It maps height ranges (1-7, 8-15, 16-20) to frame types (Short, Average, Tall) and their corresponding weight categories (Light, Average, Heavy).

The weights of characters are found by comparing their height to the value that is printed beside it. However, the Frame of a character will affect his weight.

Males with Light Frames reduce their weights by 1 level, so that a man with a 6' height would have the weight of a man of 5'11". Males with Average Frames have the weight printed alongside their height in the following table. Males with Heavy Frames increase their weights by 1 level, so that a man with a 6' height would have the weight of a man of 6'11".

Females with Light Frames are quite petite, so reduce their weights by 4 levels. Females with Average Frames reduce their weights by 3 levels. Females with Heavy Frames reduce their weights by 2 levels.

Weight affects attractiveness, so add 1 Appearance point to females with Light Frames and subtract 1 Appearance point from females with Heavy Frames.

Weights of characters are computed by rolling a 20-sided die and comparing the Height and Frame of a character to the printed score:

Short Characters

Table for Short Characters showing height and weight for Men, Elves, Dwarves, and Hobbits across different frame types (Light, Average, Heavy).

Average Characters

Table for Average Characters showing height and weight for Men, Elves, Dwarves, and Hobbits across different frame types.

Tall Characters

Table for Tall Characters showing height and weight for Men, Elves, Dwarves, and Hobbits across different frame types.

\*The weights of characters are measured in "Dragons," a unit roughly comparable to one pound.

\*\*The "Body" refers to the physical body of a character. The values given here and elsewhere are used to determine the degree of physical damage a character is able to sustain before he is killed by his wounds. The Body points awarded for various Prime Requisites should be totaled up and the final sum entered on the Character Profile sheet.

\*\*\*Númenóreans of short stature roll on average characters table.

\*\*\*\*High Elves add 1' and 20 dr. Grey Elves add 10" and 10 dr.

The Goblin Races

Table for The Goblin Races showing height and weight for Orcs, Uruk-Hai, Hobgoblins, and Goblins across different frame types.

\*for Goblins reduce Height by 3". \*\*for Hobgoblins reduce Height by 3" and weight by 30 dr.

The Giant Races

Table for The Giant Races showing height and weight for Gnomes, Ogres, Cave & Hill Giants, and Cloud Giants across different frame types.

\*for Gnomes & Ogres divide Body bonus by 2.

The Giant Races (Trolls)

Table for The Giant Races (Trolls) showing height and weight for Cave Trolls, Stone & Mtn. Trolls, Hill Trolls, and Wood Trolls across different frame types.

Dexterity [DEX]

Dexterity is a character's ability to handle weapons and tools with a sure hand, to parry blows, to dodge blows and missiles, and generally to perform acts requiring agility and coordination. Dexterity is the prime requisite of Thieves and Assassins, but no character can do without it and hope to prosper.

Table for Dexterity [DEX] showing roll results for Disarm, Pick Lock, Pick Pocket, Move, and Hide in Shadows across different Dexterity levels.

- Elves must have at least DEX/13.
• Hobbits must have at least DEX/13.
• Monsters must have between DEX/9 and DEX/20.

All of the abilities acquired through one's Dexterity tend to be peculiar to Thieves and Assassins and are dealt with in the section concerning their class. Hobbits and Elves, however, will have the ability to Hide in Shadows and Move Silently.

Characters of exceptional Dexterity are very graceful and hence are more comely. Increase Appearance by 1 point if Dexterity is over 14.

Females with Light Frames possess more Dexterity than those with Average or Heavy Frames. Increase Dexterity by 1 point.

Males with Light Frames possess more Dexterity than those with Average or Heavy Frames. Increase Dexterity by 1 point if not Tall.

**Strength [STR]**

Strength is the Prime Requisite of all Fighters, for it has a significant effect on physical prowess and fighting ability. However, it is important to all classes of character. Roll a 20-sided die to determine the Strength level of a character:

Die Roll	Strength	Opening Doors**		Constitution	
		Standard	Secret	Minimum***	Body
1	Disabled	1	1	1	-1
2	Feeble	2	1	1	-1
3	Unfit	2	1	1	-1
4-5	Puny	2	1	2	-
6-7	Weak	2	1	2	-
8	Low Average	3	1	3	-
9	Average	4	2	4	-
10	Average	4	2	5	-
11	Average	4	2	6	-
12	High Average	4	2	6	-
13	Muscular	5	2	7	+1
14	Strong	5	2	7	+1
15	Powerful	6	2	8	+2
16	Mighty	7	2	9	+3
17	Puissant	8	2	10	+4
18	Lordly	9	3	11	+5
19	Herculean	10	3	12	+6
20	Superhuman*	10	4	13	+7
21 (13-16)	Titanic	10	5	13	+8
22 (17-19)	Irresistible	10	5	13	+9
23 (20)	Invincible	10	6	14	+10
24	Inhuman				
25	Demonic				

- High/Grey Elves must have at least STR/13.
- Wood Elves must have between STR/11 and STR/20.
- Dwarves must have between STR/13 and STR/20.
- Hobbits cannot exceed STR/17.
- Women and Female Elves cannot exceed STR/17.
- Female Dwarves cannot exceed STR/19.
- Female Hobbits cannot exceed STR/14.
- Kobolds must have between STR/9 and STR/15.
- Goblins and Orcs must have between STR/9 and STR/16.
- Bugbears, Hobgoblins and Uruk-Hai must have between STR/12 and STR/20.
- The Giant Races must have at least STR/20.

\*Superhuman strength is possessed only by Men and Elves. Roll a 20-sided die again. If the second result is over 12, the character's Strength is taken from one of the bracketed Strength levels. Add 1 x WDF per superhuman strength level (13+).

\*\*Doors in dungeon complexes are opened by rolling a 1-10 die. Doors are opened by obtaining a result within the limits indicated for a particular Strength. For example, a man with Strength 11 will open a standard or ordinary door on a roll of 1-4 and a secret door or panel on 1-2. Only one attempt may be made to open any door per turn, and only one character may attempt to open it. Locked doors cannot be opened until the lock is picked, but characters with Strengths of 17+ can break the lock and open a door on 1-2.

\*\*\*The Constitution of a character affects his Strength. If a character's Constitution level is below the minimum value needed for a particular Strength level, reduce the Strength of the character to the level indicated by the Constitution Minimum.

Females are weaker than males. Strength Factors must be reduced for females. For women with Heavy Frames, reduce the Strength Factor by .1; Average Frames by .2; and Light Frames by .3.

The Strength Factor is used to compute the fighting capability and the weight bearing capacity of a character.

**Constitution [CON]**

Constitution is a character's "health" and "life-force"--the capacity of the body to endure great suffering and hardship, to be restored to life, to save from magical spells, to recover from wounds, and to resist disease. It is also one of the factors affecting the actual strength of a character and, most important, his fighting ability. Roll a 20-sided die to determine Constitution:

Die Roll	Constitution	Resurrection Probability	Resistance to Disease	Body
1	Scrawney	20%	-15%	-1
2-3	Puny	25%	-10%	-1
4-5	Weak	30%	-5%	-
6-8	Low Average	40%	-	-
9-10	Average	50%	-	-
11-12	High Average	65%	-	+1
13-14	Healthy	75%	+1%	+2
15	Sturdy	85%	+2%	+3
16	Hardy	90%	+3%	+3
17	Robust	95%	+4%	+4
18	Vigorous	97%	+5%	+5

19	Vital	99%	+6%	+6
20	Weatherproof*	100%	+10%	+7
21	(13-16)	100%	+15%	+8
22	(17-19)	100%	+20%	+9
23	(20)	100%	+30%	+10
24	Inhuman			
25	Demonic			

- Men must have between CON/1 and CON/20.
- Elves must have between CON/13 and CON/20.
- Dwarves must have between CON/13 and CON/20.
- Hobbits must have between CON/13 and CON/20.
- The Goblin Races must have between CON/11 and CON/20.
- Giants and Ogres must have between CON/18 and CON/20.
- Trolls must have at least CON/21.

\*Regenerate 1 damage point per melee turn per weatherproof constitution level (13+).

Constitution affects the ability of a character to restore his Fatigue levels. The following table gives the rate that Fatigue points may be restored, depending upon the character's Constitution and activity levels:

Type of Activity	Constitution Level of the Character							
	1-3	4-5	6-10	11-12	13-15	16-17	18-19	20
Walking								
Unencumbered/hr	0	0	1	1	2	2	3	4
Resting/hr	2	2	3	4	5	5	6	8
Sleeping/hr	3	4	5	6	7	8	9	12

Fatigue levels may also be restored by Water of Life, Waters of Healing, or Curative Miracles performed by Clerics.

Constitution also affects the ability of a character to recover from wounds and other forms of physical damage. The following table gives the rate that Body points may be restored, depending upon the character's constitution and activity levels:

Type of Activity	Constitution Level of the Character							
	1-3	4-5	6-10	11-12	13-15	16-17	18-19	20
Strenuous								
Activity/day	-2	-1	-1	0	0	0	+1	+1
Moderate								
Activity/day	-2	-1	0	0	0	+1	+2	+3
Rest/day	+1/2	+1	+1	+1	+1	+2	+3	+4

Body levels may also be restored by Waters of Life, Waters of Healing, or Curative Miracles performed by Clerics. However, all damage to the Body "cured" by such means must be subjected to rest and recuperation time equal to the time needed to repair the damage naturally. If no rest and recuperation occurs within 30 days after the "cures" are performed, the character suffers double the loss to his Fatigue maximums until the recuperation is completed.

Broken Bones, Vital Hits, Spinal Hits, and damage caused by Mummies require 10 times the normal recuperation time for complete recovery.

**Appearance [APP]**

Personal Appearance is the degree of attractiveness or ugliness of a character. Roll a 20-sided die:

Die Roll	Appearance	Description
1	Hideous	The character is ugly enough to frighten himself when he looks in a mirror provided the mirror survives the experience long enough for him to see his reflection. +15% chance of Surprise and reduce Charisma score by 5 points. He has no chance of romance -- even with magical help.
2	Frightful	The character is incredibly repulsive in appearance. +5% chance of Surprise and reduce Charisma score by 4 points.
3-4	Ugly	The character is extremely unattractive and others will not look at him often. Reduce Charisma score by 3 points.
5-7	Plain	The character is not attractive nor unattractive. Reduce Charisma score by 1 point.
8-12	Average	The character possesses no particular beauty but is not displeasing to the eye. Being average makes it easy to "blend in with the crowd," a trait most valuable to Thieves, Assassins, and Spies because it permits successful disguise.
13-15	Fair	The character is rather handsome or pretty.
16-17	Attractive	The character is quite comely. Increase Charisma score by 1 point.
18	Handsome	The character is most attractive to members of the opposite sex. Increase Charisma score by 2 points.
19	Striking	The character possesses beauty and grace enough to cause heads to turn and is almost irresistible to members of the opposite sex. Increase Charisma score by 3 points when dealing with members of the opposite sex but only 2 points with members of own sex. Frightful and Hideous people hate the character on sight, if of the same sex.
20	Beautiful	The character is so fair of face or figure that all members of the opposite sex are literally
21	(13-16)	

22	(17-19)	"putty" in his/her hands. However, most members of the same sex are extremely jealous if Hideous to Plain. Increase Charisma by 5 points with members of the opposite sex, by 3 points with same sex; but reduce Charisma by 3 points when dealing with Hideous to Plain people. Also increase the chance of Surprise by +10%.
23	(20)	
24	Inhuman	
25	Demoniac	

- Humans, Dwarves & Hobbits cannot exceed APP/20.
- Elves must have at least APP/13.
- The Goblin Races must have between APP/1 and APP/8.
- Ogres must have between APP/1 and APP/5.
- Trolls must have between APP/1 and APP/8.

Wounds to the head have a 50% chance of marring looks and reduce Appearance by 1 point. Women have a 50% chance of hiding 3 points of damage with cosmetics.

**Bardic Voice [BAV]**

Bardic Voice is the Prime Requisite of all artists and entertainers and represents all artistic talent in general, but especially the power of the spoken and the sung word. It can be substituted for Charisma, for the man with a "silver tongue" can "enchant" his listeners with the power and beauty of his words. Roll a 20 sided die:

Die Roll	Bardic Voice	
1-4	Inarticulate	The character is practically unable to express even the simplest thoughts. Reduce Charisma by 3 points if not above average in Appearance.
5-6	Halting	The character can make himself understood, but his listeners have to be patient and considerate. Reduce Charisma by 2 points if not above average in Appearance.
7	Colourless	The character can speak more or less clearly, but his style is so lacking that he cannot hope to impress anybody by the weightiness of his ideas. Reduce Charisma by 2 points if not above average in Appearance.
8-14	Average	The character is not particularly lacking in power of voice.
15-16	Eloquent	The character is capable of catching the attention of others with the force and fluency of his speech. Increase Charisma by 1 point.
17	Elegant	The character cannot help but impress his listeners whenever he speaks. Increase Charisma by 2 points.
18	Poetic	The character has a real talent, for his voice has caught the "music" of speech and always finds the right rhythm, tone, and pitch to suit the occasion. Increase Charisma by 3 points.
19	Bardic	The character is a true poet, and his words carry a "visionary" quality which enralls the listener. Increase Charisma by 4 points. If a military leader, increase Military Ability by 1 point.
20	Orphic	The character has, literally, the ability to charm a creature with the beauty and wonder of his voice. Increase Charisma by 5 points.
21	(13-16)	If a military leader, increase Military Ability by 1 point.
22	(17-19)	
23	(20)	
24	Inhuman	
25	Demoniac	

- Humans, Dwarves & Hobbits cannot exceed BAV/20.
- Elves must have at least BAV/11.
- Monsters must have between BAV/1 and BAV/14.

**Intelligence [INT]**

Intelligence is a character's ability to reason in a logical manner. It is also the index of his ability to engage in scholarly research, to acquire new languages, and to remember and understand magical spells. It reflects an ability to make an accurate assessment of combat situations and to choose effective tactics. It is, last of all, the Prime Requisite of all Magick Users. Roll a 20-sided dice to make IQ determinations:

Die	Intelligence	Language Facility	Secret Door	Detect Traps	Research	Ability to Remember	Spells	Well	Body
1	Drizzling Idiot	1 spoken	-20%	-20%	0	10%	None	-1	
2	Cretin	1 spoken	-18%	-18%	0	15%	None	-1	
3-4	Lack-wit	1 spoken	-15%	-15%	0	20%	None	-1	
5	Dim-wit	1 spoken	-12%	-12%	0	25%	None	-1	
6	Half-wit	1 spoken	-10%	-10%	0	28%	None	-1	
7	Dull-wit	1 spoken	-5%	-5%	I	30%	None	-	
8-9	Lo-Average	1/L 1wr	-	-	II	35%	40%	-	
10	Average	1/L 2wr	-	-	III	40%	50%	-	
11	Average	1/L 3wr	-	-	IV	50%	55%	-	

12	Hi-Average	2/L 4wr	+5%	-	V	55%	60%	-
13	Bright	3/L wr	+6%	-	VI	60%	65%	-
14	Very Bright	4/L wr	+7%	+5%	VII	65%	70%	+1
15	Smart	5/L wr	+8%	+6%	VIII	70%	75%	+1
16	Ingenious	6/L wr	+10%	+8%	IX	75%	80%	+2
17	Scholarly	7/L wr	+12%	+10%	IX	85%	85%	+2
18	Brilliant	8/L wr	+15%	+12%	X	90%	90%	+2
19	Genius	9/L wr	+18%	+15%	XI	95%	95%	+3
20	Visionary	10/L wr	+20%	+20%	XI	100%	96%	+3
21	(13-16)	11/L wr	+22%	+22%	XI	105%	97%	+4
22	(17-19)	12/L wr	+25%	+22%	XI	105%	98%	+5
23	(20)	13/L wr	+27%	+25%	XII	110%	98%	+6
24	Inhuman							
25	Demoniac							

- Elves must have at least INT/13.
- Monsters must have between INT/1 and INT/12.

Language Facility refers to the ability of a character to learn to speak, read, and write new languages. Characters below INT 8 cannot learn to read and write at all (but they may be able to read after a fashion if their INT's have been reduced magically), and they are limited as to the number of languages they can speak. At INT 8, a character acquires the ability to read and write.

Remembering Spells refers to a character's ability to concentrate on spells which he has committed to memory and his chance of remembering them correctly.

Reading Well refers to a character's ability to read correctly. Since accuracy is vital in the casting of spells, errors here can be disastrous.

Research Limits refer to a character's limits of understanding when attempting to learn the secrets of Magick spells.

Detecting Secret Doors and Detecting Traps refer to a character's ability to find such hidden things. These are dealt with in the chapter on Thieves and Assassins.

To read a "modern" language (currently used in the world) requires 2 language points. To speak a "modern" language requires 1 language point.

To read an "ancient" language requires 3 language points. Since all Magick Books and Scrolls are written in the ancient tongues, a Magick User is in need of as many languages as he is capable of learning if he is to be proficient in the Arcane Arts.

Language points are awarded for INT's of 8+. An entry of 1/L means that 1 language point is awarded per level. "Wr" indicates that a character may read and write. Any number preceding a "wr" means that no more than the number of languages indicated may be learned for purposes of reading and writing, but there is no limit to the number of languages that may be spoken.

Language Points are expended to learn a language. One language point may be expended according to the following time scale:

Average of INT + BAV	Time to Learn Spoken Language	Average of INT + BAV	Time to Learn Written Language
1-7	18 weeks	8-11	24 weeks
8-11	16 weeks	12-14	18 weeks
12-16	12 weeks	15-16	15 weeks
17-18	9 weeks	17-18	12 weeks
19	6 weeks	19	9 weeks
20	3 weeks	20	6 weeks
21-23	2 weeks	21-23	4 weeks

Spoken Languages may be acquired according to the following expenditures of language points:

Language Type	Minimal Fluency	Fluency	Like a Native
Human Tongues	1 (9)	3 (14)	5 (23)
Elven Tongue	3 (9)	5 (15)	8 (25)
Dwarvish	3 (9)	5 (15)	8 (25)
Goblin Tongues	2	3	5
Feline Tongues*	4	7	9
Canine Tongues*	4	7	9
Hooven Tongues*	4	6	8
Rodent Tongues*	4	6	8
Avian Tongues*	6	9	12
Saurian Tongues*	6 (1)	9 (2)	12 (3)
Intelligent Saurian	9 (1)	15 (3)	25 (6)
Ancient Tongues	1 (6)	3 (12)	5 (16)

\*Languages: Animal languages, usually accessible only to Forester Mages and to Enchanters, although other Mages specializing in "nature" magick could acquire them. Shaman Mages, for instance are able to learn the tongue of their Totem Spirits and thus the animals their Totems protect, etc.

- Human Tongues: All languages spoken by members of the human or Hobbit races.
- Elven Tongue: Elven language; must be taught by an Elf.
- Dwarvish Tongue: Khuzdul, virtually never taught to non Dwarves; Dwarves normally speak in Nordic languages when amongst strangers.
- Goblin Tongues: Language(s) spoken by all Kobolds, Orcs, Goblins, Hobboblins, Trolls, etc., (Trolls may also have Nordic as their native tongue).
- Intelligent Saurian: Hss'Taathi tongues, languages so difficult that only truly high-ability characters can begin to master them. Also "Auld Wormish" or Dragonish. Bracketed values are costs for Saurians to learn.
- Ancient Tongues: "Dead Languages"; all high-level magical spells and especially ancient lore and black magick are written in these languages and must be incanted in them to cast such magick.

Minimal Fluency: Character is able to understand and to speak just well enough to understand basic concepts, ask simple questions,



etc. Roll (INT + WIS)/2 - 5 Understanding Language CR.

Fluency: Character is very capable of expressing himself or understanding what is said to him. Roll (INT + WIS)/ 2 - 2 Understanding Language CR.

Like a Native: Character is so fluent that a native-born person cannot detect an accent. Understanding is automatic.

Dialects: A language may have several dialects; cost to learn these once basic language is acquired is 1/3 normal cost of Like a Native, rounded off. (Otherwise, treat Understanding a Dialect as equal to Fluency, once the basic language is learned. Minimal Fluency cannot understand dialect variations.)

The cost expenditures are cumulative. Thus once minimal fluency is attained with a Human Tongue, for instance, 2 additional points must be expended for Fluency and 4 for "Native" fluency.

Written Languages cost a standard 3 points to learn, once Fluency is acquired in the oral tongue. Ancient Tongues are an exception in that they cost 3 points for minimal understanding (-2d20% from Ability to Read Well), 6 points for Fluency (-1d20% from Ability to Read Well), and 12 points for "Native" skill (Reading Ability). The penalties applied for fluency only with a "normal" language is -1d20% from Reading Ability, and none for "Native" skill.

A Game Master could have as many Human Tongues as he wants for his campaign. The same is, in fact, true for all other tongues except Elven and Dwarvish.

The most significant point about languages is that a character cannot read something unless he has learned to do it. Depending upon the type of society one has in a fantasy campaign, some characters would not be inclined to read at all (attitudes of some knights and fighting men on the idea of a member of their class actually learning such "sissy" and "unchivalric" stuff).

Since scrolls and books are written in one language or another, it is in the interests of a character working with such items to acquire a wide knowledge of languages as possible, especially the Ancient Tongues in which magick tends to be written. This sort of thing occupies a large portion of an Apprentice Magick User's spare hours. (Treat each language point expended as equivalent to learning a level 1 spell for experience. Languages can be learned simultaneously with other magical activities, such as learning a spell, enchanting, etc.)

Clearly, if a character cannot read something, anything like a Manual or Book that could have an effect on him (character change: increase/decrease in experience, etc.), then nothing will happen to him. One must read an Evil Book to have one's mind affected, not merely hold it in one's hands. One must read a book on combat in order to have one's fighting efficiency increase as a result of the new insights learned. That kind of magick isn't "hocus pocus".

Reading a scroll is a function of the person's fluency. A character fluent in the oral language could read a scroll (page) in 60 minutes - INT - WIS. By extension, a Book would be read in the time taken to read a scroll (page) x number of pages. "Native" skill with the oral language would reduce the time by 1/2.

If the time taken to read seems a bit long to you, consider the following remarks by St. Augustine. It seems that there was a man who literally attracted scholars from all over. Those scholars came to be amazed at his ability to actually read without moving his lips or using his finger to keep his place on the page! Be thankful that your fantasy character can read at all -- in actual history, only a fractional percent of the population could read or write. Don't ask for the moon.

Incidentally, reading magical scrolls to cast spells will not necessarily be such a simple matter. With 60 minutes - INT - WIS, a character with INT/18 and WIS/18 will require 14 minutes -- almost 1 turn. This is not significantly different from standard practice. But without "Native" fluency, his reading ability can drop -1% to -20%. That can make life interesting!

Seeing as a character now has the time to realize what he is reading, the potentially damaging effects of some Books can be guarded against by a simple WIS CR. A wise man will know enough to stop reading, unless there is a curse on the book which prevents the exercise of Wisdom. Roll 1d20; if the dice are equal to or lower than Wisdom of the reader, he can stop under normal conditions. Also, a Wisdom CR could be made to see if the character sees the Wisdom in following the advice given for possible benefits: Will the Fighter train according to the directions in the Manual or not? That's a Wisdom decision.

**Wisdom [WIS]**

Wisdom denote's a character's ability to make wise decisions in accordance with his philosophic and religious beliefs. Roll a 20-sided die:

Die	Roll	Wisdom
1	Witless	The character is utterly unpredictable and will be directed by random determinations whenever faced with difficult decisions. Reduce INT by 5 points. (However, if INT is over 15, increase Wisdom by 1 point before the INT reduction.)
2-3	Foolish	The character will behave in a brash and headstrong manner. He is not Clerical material. Random determinations should be made whenever he must make difficult decisions. Reduce INT by 3 points. (However, if INT is over 15, increase Wisdom by 1-3 points before the INT reduction.)
4-5	Simple	The character is naive and simple-minded. Reduce INT by 2 points. (However, if INT is over 15, increase Wisdom by 1-3 points before the INT reduction.)

6-7	Unwise	The character is imprudent when faced with decisions, often jumping to a conclusion when he bestirs himself to act on the dimly perceived facts. Reduce INT by 1 point. (However, if INT is over 15, increase Wisdom by 1-2 points.)
8-12	Average	The character is fairly wise when faced with most problems.
13-14	Discerning	The character reads other men's characters well and tends to make sound decisions.
15	Penetrating	The character is a shrewd judge of others and acts wisely.
16	Astute	The character is a careful, meticulous thinker. Increase INT by 1 point.
17	Wise	The character sees deeply into any problem and never acts hastily. Increase INT by 2 points.
18	Inspired	The character is a man of great breadth and depth of thought. Increase INT by 3 points.
19	Profound	The character is a deeply contemplative personality who gains full insights into problems confronting him. If a Magick User or Cleric, he gains +5% when casting spells or performing miracles. Increase INT by 4 points. In adventures, he has a 20% chance of calling upon his "higher faculties" (the Game Master) to give him added insight (extra hints about what he sees in front of him), expending 1 turn in inactivity and 1-3 fatigue points to do so.
20	Visionary	The character is truly wise and he gains +10%
21	(13-16)	when casting spells or performing miracles if he is a Magick User or Cleric. Increase his INT by 5 points. He also has a 25% chance of calling upon his higher faculties.
22	(17-19)	
23	(20)	
24	Inhuman	
25	Demonic	

- Elves must have at least WIS/13.
- Monsters must have between WIS/1 and WIS/14.

**Understanding Mechanisms:** Characters with INT and Wisdom scores above are able to intuitively understand the operation of mechanisms such as large traps, machines, and the like. From a basic chance of understanding of 10%, add +5% for each Wisdom point above 14. Only one attempt may be made by a character to understand a mechanism, with understanding coming in 1-6 turns. If he is successful, the basic function of the mechanism must be revealed to him. Artificers must possess this talent if they are to be truly successful in their trade as Mechanicians.

**Ferocity [FER]**

Ferocity is far more than a simple blood lust that might be observed in battle. Rather, it is a peculiar kind of determination to win through, no matter what the activity might be. Ferocity is the morale level of the Character, a driving force behind his entire personality which prevents him from despairing and giving up in difficult situations. Ferocity is simply the refusal to give in to defeat. Such a quality is vital to ambition, and any Character desiring to better himself needs it in abundance if he is to overcome his ingrained tendency to accept things as they are.

Die	Roll	Ferocity	Description
1	Spineless		Coward: The character is sadly lacking in natural
2	Craven		Ferocity and had a limited chance of resisting
3	Cowardly		any form of fear or intimidation.
4	Fainthearted		
5	Fearful		
6	Timid		<i>Mild Temperament:</i> Inwardly, the character doubts
7	Meek		his real abilities and can easily be pushed
8	Hesitant		around by others if he is not careful. When faced
9	Cautious		by truly serious opposition, he could back clown
10	Prudent		to avoid unpleasantness. In a battle, such people
			require the example of their leaders to steady
			them and give them heart in adversity. If let
			clown by the leader, they can easily desert or
			rout in droves. Also, since the FER CR of the
			leader is used to check the morale of a group,
			those of Mild Temperament should not be used as
			commanders if at all possible.
11	Confident		<i>Determined:</i> The character is capable of putting
12	Bold		up fair resistance to adversity, but he has his
13	Stout-hearted		limits. In extreme situations, he may find the
14	Courageous		courage to go on within himself, but will look to
			his leaders if they are present.
15	Stalwart		<i>Ferocious:</i> The character has a decidedly
16	Resolute		"ferocious steak" and an exceeding good chance of
17	Dauntless		meeting any threatening situation with defiance
18	Valiant		and resolution.
19	Fearless		
20	Heroic		<i>Heroic:</i> The character has the stuff from which
21	(13-16)		true Heroes are made. He can summon the reserves
22	(17-19)		of courage needed to attempt dangerous and
23	(20)		desperate deeds, inspiring others as he does so.
			Surrender? Never!
24	Inhuman		
25	Demonic		

- Wood Elves must have at least FER/11.
- Grey Elves must have at least FER/13.
- High Elves and Dwarves must have at least FER/15.
- Ogres must have at least FER/18.
- Trolls must have at least FER/15.
- Giants must have at least FER/9.

**Charisma [CHR]**

Charisma is the ability of a character to arouse popular loyalty and enthusiasm by the force of his own personality and reflects his ability to command men in battle. It is a natural talent growing out of his other characteristics. To find a character's basic Charisma, add his Intelligence, Wisdom, Appearance, Bardic Voice,

and Dexterity scores, and divide the total by 5. If he is over 6 feet tall, add 1 point. If he is over 15 in Strength, add 1 point, and if Superhuman add 3 points. Add all bonuses to the total.

- 1-2 *Insignificant*: The character has no appeal as a leader whatsoever.
- 3-4 *Unappealing*: The character can command small numbers of men if delegated the authority but cannot inspire large numbers. Reduce morale checks by -15%.
- 5-7 *Unimpressive*: The character is "charismatic" enough to be able to lead men but is not a tower of strength to them. Reduce morale checks by -10%.
- 8-12 *Average*: The character can command men, but characters of equal rank or Charisma will prove "difficult" to handle. Reduce morale checks by -5%.
- 13-15 *Influential*: The character commands by force of his own will and personality, but does his best when delegated authority by a more charismatic leader. Still, his men will follow him with enthusiasm and confidence.
- 16-17 *Commanding*: The character is a "leader of men" and his followers tend to be loyal and steady in battle. Increase morale checks by +5%.
- 18 *Dominant*: The character has all of the makings of a successful leader, for so strong is his influence over his followers that they will often march into the very "jaws of death" if he orders it. Increase morale checks by +10%.
- 19 *Command Presence*: The character has a "noble" bearing that impresses all who meet him, commands unswerving loyalty from most of his followers, and cuts a lordly figure at all times. Increase morale checks by +15%.
- 20+ *Charismatic*: The character has a "royal" bearing, the "look of Eagles" that one expects of a mighty leader. His followers are totally loyal (no thought of any betrayal) and never check morale in battle so long as he can be seen. When he fights alongside a particular unit (Campaign Battles), his men fight with +1 on all morale and combat determinations because his eyes are upon them. In close individual combats, increase morale checks by +20%.

**Alignment [ALI]**

Alignment is an important factor in developing a character and a crucial aspect of "role" playing. Whether we are consciously aware of it or not, every person has his or her own code of ethics and morals as a sense of justice and what constitutes good and evil, right and wrong. It is this sense of right and wrong that helps to build out moral fiber and mold our behavior and reactions to people, events, and circumstances in the world. It is this code that makes the thought of stealing or hurting somebody abhorrent to one person, but acceptable to another.

The alignment of a character is his or her view of world, justice, honour and the value of life. Alignments should be regarded as a guideline for the character that will indicate how he or she is likely to react to any given situation, violence, and good and evil.

It is natural to have conflicted emotions and want to give in to hatred or anger and kill or hurt, but characters of a good alignment are not likely to give in to such dark emotions. Similarly, a chaotic character may, to his surprise, suddenly find compassion, or a sense of loyalty to another character, and find himself wanting to help him (which he may or may not do). Moral dilemmas and the conflict they bring are part of life. It is natural to have such feelings even when playing a fictional character. It's also what adds to the drama of a situation and part that makes role-playing fun.

Lawful characters are those serving the forces of Good. They tend to be quite restricted in their moral options, for they usually do the "right" or "just" thing. Game Masters and other players should point out errors in behavior immediately, for they are totally out of "character."

Neutral characters are not overly moral, but neither are they evil.

Chaotic characters tend to opt for dishonesty, evil, and treachery, but may be steadfast in their loyalty to a leader who rewards them.

Alignment should not be regarded as meaning that Lawful and Chaotic characters must immediately attack each other, or even that they have a "right" to do it. It is in fact possible for characters of opposite Alignment to develop deep respect for each other, and friendship is not impossible. Even the most Chaotic of characters will have his code of honour. Alignment is merely a guide to players so that they can build their character's personality in an orderly manner. Roll a 20-sided die:

**Die Roll Lawful Alignment**

- 1 *Saintly*: The character will take Holy Orders or join a Fighting Order. Wisdom is a predetermined 15+. He is an implacable foe of all Chaotics and "heretics."
- 2 *Devout*: The character will take Holy Orders or join a Fighting Order. Wisdom is a predetermined 13+.
- 3 *Good*: The character chooses the "right" path at all times, eschewing the ways of evil and temptation.
- 4 *Virtuous*: The character seeks the "best" path and, though he fails at times to do the right thing, he makes

restitution afterward and does penance.

- 5 *Worthy*: The character tries to live by a high standard but slips on occasion.
  - 6 *Trustworthy*: The character has flaws in his moral fibre but attempts to meet his commitments and do his duty out of a firm sense of self-respect.
  - 7 *Honourable*: The character can be counted on to do the honourable thing.
- Neutral Alignment**
- 8-9 *Law Abiding*: The character is tempted by self-interest but does the "socially correct" thing, particularly with respect to all matters governed by custom and legality.
  - 10-13 *Wordly*: The character is knowledgeable in the ways of the world and sees moral issues in the grey half-tones of his self-interest. He will not be a party to truly evil conduct but sees no real impediment to a little larceny or mayhem if it brings a profit.
  - 14-15 *Corruptible*: The character sees his duty as beginning with himself. He is not evil, but he has his price.

**Chaotic Alignment**

- 16 *Unscrupulous*: The character has no real scruples when it comes to his picking a pocket or slitting a throat. If he can he will try to weasel out of any of his obligations or cheat his friends. Yet he also cares about his reputation.
  - 17 *Base*: The character will stoop pretty low on occasion, pays lip service to all of the conventional prattling about good and decency, and never lets himself be blinded to a profitable deal when he sees it.
  - 18 *Immoral*: The character is corrupt to the core; Capable of great iniquity and depravity, he enjoys every minute of it. This is the character of the true "robber baron."
  - 19 *Villainous*: The character is capable of real depths of evil and no moral code or conscience worth speaking of. If he has any friends they have learned to count their fingers after shaking hands with him and never leave their backs unguarded in his presence.
  - 20 *Diabolic*: The character is the complete Chaotic -- so utterly void of any sense of right and wrong and devoted to hellishness in all its forms that there is no crime, no atrocity, no sacrilege that he will refrain from committing. This malevolent personality is true Evil Incarnate, so fiendishly demoniacal that even the Dark One is ashamed of his excesses at times.
- Elves must have Lawful Alignment except for cursed destiny.
  - Hobbits must have Lawful or Neutral Alignment.
  - Monsters must have Neutral or Chaotic Alignment.

**ALI Score Code of Honour**

- 1-2 *Saintly, Devout*
  - 1. Always keep his word.
  - 2. Avoid lies.
  - 3. Never kill or attack an unarmed foe.
  - 4. Never harm an innocent.
  - 5. Never torture for any reason.
  - 6. Never kill for pleasure.
  - 7. Always help others.
  - 8. Work well in a group.
  - 9. Respect authority, law, self-discipline and honour.
  - 10. Never betray a friend.
  - 11. Never break the law unless conditions are desperate. This means no breaking and entry, theft, torture, unprovoked assaults, etc.
- 3-7 *Good, Virtuous, Worthy, Trustworthy, Honourable*
  - 1. Keep his word to any other good person.
  - 2. Lie only to people of selfish or evil alignments.
  - 3. Never attack or kill an unarmed foe.
  - 4. Never harm an innocent.
  - 5. Never torture for pleasure, but may use muscle to extract information from criminals or evil characters.
  - 6. Never kill for pleasure; will always attempt to bring the villain to justice alive no matter how vile he may be.
  - 7. Always help others.
  - 8. Attempt to work within the law whenever possible.
  - 9. Bend and, occasionally, break the law when deemed necessary. This means they may use strong-arm techniques, harass, break and enter, theft, and so on.
  - 10. Never betrays a friend.
- 8-13 *Law Abiding, Wordly*
  - 1. Have a high regard for life and freedom.
  - 2. Keep his word of honour.
  - 3. Lie and cheat if necessary (especially to those of anarchist and evil alignments).
  - 4. Will not kill an unarmed foe (but will take advantage of one).
  - 5. Help those in need.
  - 6. Not use torture unless absolutely necessary.
  - 7. Work with a group, especially if profitable.

8. Never harm an innocent.
9. Never kill for pleasure.
10. Dislike authority.
11. Never betray a friend.

14-15 *Corruptible*

1. May keep his word.
2. Lie and cheat if he feels it necessary.
3. Not likely to kill an unarmed foe, but will certainly knock out, attack, or beat up an unarmed foe.
4. Never kill an innocent (but may harm or kidnap), particularly a child.
5. Not likely to help someone without some ulterior motive (even if it's only to show-off).
6. Seldom kill for pleasure.
7. Use torture, although distasteful, if necessary means of extracting information.
8. Does not work well in a group (this is the cocky loudmouth who is likely to do as he damn well pleases).
9. Have little respect for self-discipline or authority.
10. May betray a friend.

16-17 *Unscrupulous, Base*

1. Always keep his word of honour (he is honorable).
2. Lie to and cheat those not worthy of his respect.
3. May or may not kill an unarmed foe.
4. Not kill (may harm, kidnap) an innocent.
5. May or may not kills for pleasure.
6. Use torture to extract information.
7. May or may not help someone in need.
8. work with others to attain his goals.
9. Respect honour and self-discipline.
10. Will betray a friend if it serves his needs.

18-19 *Immoral, Villainous*

1. Not necessarily keep his word to anyone.
2. Lie to and cheat anyone; good or evil.
3. Most definitely attack an unarmed foe (those are the best kind).
4. Use or harm an innocent.
5. Use torture for extracting information and pleasure.
6. May kill for sheer pleasure.
7. Feels no compulsion to help without some sort of tangible reward.
8. Work with others if it will help him attain his personal goal.
9. Kill an unarmed foe as readily as he would a potential threat or competitor.
10. Has no deference to laws or authority, but will work within the law if he must.
11. Will betray a friend.

20 *Diabolic*

1. Rarely keep his word (and has no honour).
2. Lie to and cheat anyone; good or evil.
3. Most certainly attack and kill an unarmed foe.
4. Use, hurt and kill an innocent without a second thought or for pleasure.
5. Use torture for information and pleasure.
6. Kill for sheer pleasure.
7. Likely to help someone only to kill or rob him.
8. Not work well within a group (consistently disregarding orders to do as he please).
9. Despise honour.
10. Betray anyone.

## Sanity



Sanity is crucial to Exorcists and Summoners. It is found by multiplying FER x5. The characteristic SAN (Sanity) is the register of character flexibility and resilience to emotional trauma. Those characters who start with high SAN find it easier to rationalize traumatic events or to repress horrific memories. Those with lower SAN are mentally fragile and more susceptible to emotional upset. Most Demons and some supernatural events cost Sanity points to encounter, and Black Magick spells cost Sanity points to learn and to cast.

In an unnerving or horrifying situation, the character will check a FER roll. An unsuccessful FER roll always costs the character Sanity points. A successful roll costs no points or relatively few. Insanity in a character is triggered when too many Sanity points are lost in too short a time, causing temporary insanity or indefinite insanity. To remain active the character's insanity must be of a sort that can be effectively roleplayed. If time is of the essence, the GameMaster may roll on the Mental Health table, but as a matter of course the GameMaster should choose the insanity to match the situation which prompted it, and attempt to characterize the insanity in concert with the player and the character. An insane character may return to sanity after a few rounds, or may need months to recover. If Sanity points reach zero, the character needs lengthy rest.

War, abuse, or any other strong personal experience can scar feelings. Sanity is ordinarily lost in a few specific ways.

- 1) In casting summoning spells, characters perform visualizations of the unimaginable, and their minds must follow alien ways of thought. These wound the mind. Such traumas are ones for which the casters volunteered, it is true, but they are shocks all the same.

- 2) When studying and comprehending Demonic books, all that we know as true becomes like shadow. The burning power of a greater and more horrible reality seizes the soul. Whether we try to retreat from the experience or hunger greedily for more of it, we thereby de-emphasize and lose confidence in what we once believed.

- 3) Nearly all creatures and entities of Hell cost Sanity points to encounter. Demons are intrinsically discomfiting and repelling. We never lose awareness of their slimy, stinking otherness, often characterizes as obscene or blasphemous. This instinctive reaction is part and parcel of every human being. Even losing Sanity does not erase this antipathy.

- 4) Witnessing untimely or violent death, experiencing personal mutilation, supernatural events or agents, curses, and whatever else the GameMaster can devise as a challenge, can also cost Sanity points.

At some point, constant exposure to the same Demonic tome or to the same Demon has no added effect. For instance, having read and comprehended a particular Demonic tome and taken the Sanity loss, a character can consult the book over and over without further penalty. Similarly, once a character has lost as many Sanity points for seeing a particular Demon as the maximum possible for the Demon, he should not lose more Sanity points for a day, a week, or the duration of an adventure.

After a time, the horror of them will rise up freshly in any character. Neither does learning and casting Black Magick spells or Demons summoning ever become a normal thing to do. Every spell is discrete, and most are cast with malevolent intent. The necessary recreation of horrible effect and alien mind-set always costs Sanity. Summoning or Black Magick is a bargain with darkness, and must be paid for.

## A Guide to Sanity Loss



Not all wounds bleed. The horrors of war, torture, abuse, or other extremely stressful experiences can drive a character beyond his or her limit of mental stability, resulting in shock or even madness. Whenever the character confronts an unnerving or horrifying situation, his emotional stability and resiliency should be tested.

The character should only make one SAN check for a specific cause or monster per encounter, though subsequent events might require other sanity checks. Meeting a demon in battle requires a SAN check, and watching it devour another character two rounds later would prompt another!

**1 or 1D2 SAN:** Discomfort or slight confusion. A tiny loss, barely noticed by most characters. Losses like these don't create much excitement or apprehension in players, either, but do serve to remind them that greater horrors may lurk ahead. These losses mostly cover mundane events, and should only be used for the weakest of creatures or spells.

**1D3 SAN:** Fright, confusion, or disgust. Three or four such experiences in a short time might drive an unstable character insane. Most natural events that are not extremely awful or shocking should cost this much SAN.

**1D4 SAN:** Panic, disorientation, or loathing. Few will go insane from one instance of SAN loss at this degree. Bizarre natural events might provoke such a loss. Oversized variants of normal animals or extreme predators (Shelob's Spawns, for example) might also qualify, if the character is endangered by them. Lesser Black Magick falls into this category.

**1D6 or 1D6+1 SAN:** Nausea or Stupefaction. This is the lowest level of SAN loss that can cause temporary insanity, and should serve as the average SAN cost for extremely dangerous animals or monsters (Shelob or zombies, for example). Powerful Black Magick should cost this much SAN to employ.

**1D8, 1D6+2, 2D4 SAN:** Shock. The average loss of these rolls is close to 5 SAN, making temporary insanity a real danger. Few natural events are this shocking, and most patently bizarre or impossible events should fall into this range. Monsters in this category should be truly horrific, and worthy of respect or terror (Dragons or a Balrog for example). Spells in this category have impressive and horrifying results.

**1D10 SAN:** Major shock. From this level on, temporary insanity is increasingly likely from a single roll: the average result here is 5-6 SAN. Weird events or rash actions should rarely cost this much. Lesser Demons might fall into this category.

**2D6 or 2D8 SAN:** Mind-damaging horror. Around half of the time, normal characters will be sent screaming into indefinite insanity with a single loss at this level, and roughly a quarter will go permanently insane. Rarely used for monsters or spells. This level of SAN loss can devastate an entire group or derail a storyline, particularly in the early stages. Greater Demons might fall into this category.

**1D20, 2D10, 3D6 SAN:** Extreme horror. This is the highest level of SAN loss most characters can be expected to weather—most will risk indefinite insanity; temporary insanity is nearly certain. Monsters in this range should be appalling, diabolical, hideously lethal, or utterly alien. Major Demons fall into this range, as do Michael Moorcock's Lords of Chaos. Few experiences other than resurrection after a gruesome death should so mangle a character's SAN.

**3D10 SAN:** Ultimate Evil. Few encounters in, on, or off this world are worthy of such SAN loss. Single-handedly and willingly causing the destruction of the entire human race or an entire continent

might qualify. The End of Time or the Prince of Hell might fall into this category.

You may rule that conditions may modify the number of SAN lost from a specific event. For example, if seeing a zombie costs 0/1D6 SAN, seeing several hundred at once might cost 1D2+4, or even the full 6 point maximum. Seeing lots of monsters, or being injured by a monster in the same round as seeing it can also cause a maximum SAN loss. Losing more than a few SAN for one check or in a short period of time may drive the player character temporarily or indefinitely insane, as described below. If the player character's SAN is reduced to 0, he or she goes permanently insane and should be removed from play immediately.

Over time, a player character can grow numb to horror, accustomed to a specific kind of event or creature. As a general guideline, once a character has lost as many SAN points from a specific type of monster or encounter as that event's maximum SAN loss, no further SAN checks are required for a reasonable interval. The interval might be a day, a week, the duration of an adventure, or even forever, at your discretion. The character can become permanently used to mundane horrors (finding dead bodies, for example), but fear of unnatural monsters or Black Magick should always creep back into a character's soul eventually.

Furthermore, if a player character succeeds in a number of SAN checks against a particular type of creature equal to the maximum number of SAN points the creature's appearance can cause, the player character is assumed to automatically succeed against further viewings of the creature and only loses the lesser amount of SAN (if any) from subsequent encounters. However, this method does require that you or the player keep track of each successful SAN roll against a specific type of creature.

**Sample Sanity Losses**

SAN lost	Unnerving or Horrific Situation
0/1	Suffer a shock or extreme surprise.
0/1D3	Surprised to find mutilated human corpse.
0/1D3	Having a close brush with death.
0/1D3	Surprised to find severed body part.
0/1D4	Seeing a stream flow with blood.
0/1D4	Casting "Black Magick".
1/1D4+1	Finding a mangled human corpse.
0/1D6	Awakening trapped in a coffin.
0/1D6	Witnessing a friend's violent and horrific death.
0/1D6	Seeing a terrific monster.
0/1D6	Casting powerful "Black Magick".
0/1D6	Seeing something supernatural or patently impossible.
1/1D6+1	Meeting someone you know to be dead.
0/1D10	Undergoing severe torture.
0/1D10	Casting supremely powerful "Black Magick".
1/1D10	Seeing a corpse rise from its grave.
2/2D10+1	Seeing a gigantic severed head fall from the sky.
1D10/1D100	Seeing a Demon or god of Chaos in monstrous form.

Failed SAN rolls (or even some successful ones) result in SAN loss. The sanity cost for an event is written as two numbers separated by a slash; 0/1D6 for example, or 1/1D4+1. The number before the slash equals the number of SAN lost for a successful roll, the number after the slash (usually the product of a die roll) indicates how many SAN are lost if the SAN check fails. The Sample Sanity Losses table on the preceding page serves as a guide to potential SAN losses.

**Insanity**



raumatic experiences and exposure to unnamed horror can drive the character insane. The character needs to worry about three different types of insanity, each with a specific trigger and set of effects. Depending on the amount or rate of SAN loss, the character can suffer from temporary insanity, indefinite insanity, or permanent insanity.

**Temporary Insanity**

If a character loses 5 or more Sanity points as the consequence of one Sanity roll, then he has suffered enough emotional trauma. The effects of temporary insanity begin immediately. In any occurrence of insanity, GameMaster and player together should choose an appropriate form, or else agree to a random roll on the Mental Health table. When the temporary insanity is over, an ailment might remain as a reminder of the experience, but the most likely souvenir will be some degree of post-traumatic stress disorder.

Short Temporary Insanity (5 or more, less than 1/2 character FER)

1D10	Roll	Result*
1	Screaming fit or the character faints.	
2	The character flees in blind panic.	
3	Physical hysterics or other emotional outburst (laughing, crying, etc.)	
4	Babbling, incoherent rapid speech, or logorrhea (an uncontrollable torrent of coherent speech).	
5	Intense phobia, which may root the character to the spot.	
6	Homicidal or suicidal mania.	
7	Hallucinations or delusions.	
8	Echopraxia or echolalia (the character does/says what others nearby do/say).	
9	Stupor (the character is awake and can stand but has no will or interest; may be led or forced into simple actions but takes no independent action).	
10	Catatonia (the character assumes fetal position, and is oblivious to all events).	

\*Short temporary insanity lasts 1D10+4 combat rounds.

Longer Temporary Insanity (5 or more, more than 1/2 character FER)

1D10	Roll	Result*
1	Amnesia (memories of identity, friends and loved ones are lost first; language and physical skills retained, all other mental skills reduced to INT as a %) or stupor/catatonia (see the Short Temporary Insanity table).	
2	Severe phobia (the character can flee, but sees object of obsession everywhere).	
3	Hallucinations.	
4	Hopelessness or despair (the character is struck with extreme lassitude, and must be coaxed into action each round by trusted allies).	
5	Fetish (the character latches onto a person or object as a security blanket; if fetish is removed a Short Temporary Insanity results).	
6	Uncontrollable tics, tremors, or inability to communicate via speech or writing.	
7	Psychosomatic blindness, deafness, or loss of the use of one or more limbs.	
8	Brief psychosis (incoherence, delusions, aberrant behavior, and/or hallucinations).	
9	Temporary paranoia (being watched, followed).	
10	Compulsive behaviors and rituals (washing hands ten times or constantly, constant praying, walking in a particular rhythm, never stepping on cracks, checking one's weapon constantly, saying everything three times, etc.).	

\*Longer temporary insanity lasts 1D10 x 10 game hours.

**Indefinite Insanity**

If a character loses a number of Sanity points equal to or greater than his FER in one game hour, he goes indefinitely insane. The average duration for indefinite insanity is 1-6 months. Indefinite insanity can take a day or as much as a week to manifest itself. Once the madness appears, however, the condition lasts until it can be cured. The symptoms of some indefinite insanities are continuous (amnesia, depression, and obsession, for example). Other indefinite insanities are transient and only manifest themselves at particular moments (multiple personality or dissociative identity disorder, conversion disorder, intermittent explosive personality, etc.). Both sorts of symptoms offer good opportunities for roleplaying. For such situations and stresses that characters come to know, some sort of anxiety disorder can often be the most appropriate. For instance, after a life-threatening event, a person persistently re-experiences the trauma in some way, perhaps through images, dreams, flashbacks, or mental associations. There are marked symptoms of increased anxiety. Dissociative symptoms may also follow. These include:

- (1) a subjective sense of numbing, detachment, or absence of emotional response;
- (2) decreased awareness, dazedness;
- (3) the world seeming like a stage or having a two-dimension feel to it;
- (4) the person perceiving that he is not real;
- (5) amnesia.

**Permanent Insanity**

If the player character's SAN score is reduced to 0, he will go permanently insane: the combined weight of previous shocks and terrors destroys his personality utterly to a degree from which there is no recovery. You may rule that an existing disorder now dominates the character's brain, or choose a new psychosis to sweep in and dominate the character's behavior. Permanently insane characters are not functional, not curable, and should be removed from play. You may even choose to have the character might become a villain—a victim of criminal psychoses, or the pawn of an evil cult or ancient demons. Magick or miracles might be able to undo the damage, at your discretion.

**Regaining Sanity Points**



f the player character constantly confronts terror and the unnatural, you may find the constant loss of SAN points too relentless and fatalistic. There is hope, however. Just as there are many ways to lose SAN points, there are numerous ways to regain a measure of lost SAN. You should make careful use of these methods, and the "Growing Numb to Horror" option to ensure that characters in horror-based campaigns are not driven mad too quickly. Any of the following conditions can restore lost SAN points.

Through GameMaster Award: At the end of a successful adventure or under other special circumstances, you can assign SAN rewards to characters. Foiling plots to destroy the world or saving loved ones from gruesome fates should definitely be worth SAN points. Use the SAN loss guidelines as benchmarks for determining the amount rewarded (for example, thwarting someone trying to cast supremely powerful Black Magick may be worth 1-10 SAN). Rest and relaxation, typically in a very calm or luxurious setting, is another mental balm. You can reward 1 point of Sanity to the character if he is able to get away from it all for at least one month, if the character is willing to pay the price in money and lost time.

Through Defeating the Unnatural: Animals or natural enemies might terrify, but they usually do not horrify their victims. As a general rule, whenever the character defeats any creature or force that caused or could have caused loss of SAN, the character regains some SAN as a measure of relief and renewed confidence. "Defeat" is intentionally left vague: slaughtering an unnatural entity, dispelling a ghost or demon, or even foiling an Evil Priest's plans all qualify. The number of SAN points rewarded should be proportional to the enormity of the victory. As a general guideline, killing or otherwise defeating a creature should reward

a number of SAN points equal to the SAN cost for encountering it (for example, defeating zombies will reward 1-6 SAN). Driving a creature away without destroying it might grant 1/2 the normal reward (round up).



**Direction Sense:** You have an uncanny ability to orient yourself and can determine which way is north.

**Dousing:** You have the ability to find things beneath the earth through the use of a dousing rod (usually a forked stick) and your own intuitive sense. You concentrate on the thing to be found, hold your dousing rod out in front of you, and follow its subtle motions to the target. If you're looking for something specific, you must have an appropriate sympathetic connection to the thing sought (such as bottled water from a stream when searching for running water).

**Educated:** You have been educated in a Grammar School, and may have attended a university or cathedral school. You can speak and write in Latin.

**Empathy:** You can intuitively understand the emotional needs of others and can therefore respond to them more appropriately.

**Enduring Constitution:** You can withstand pain and fatigue. Decrease the penalties for reduced Body and Fatigue levels by one point.

**Good Armaments:** You can start with any standard armaments and one expensive weapon or piece of armor.

**Keen Vision:** You can see farther and more clearly than most. You get a +20% bonus to all attacks with missile weapons.

**Light Sleeper:** You can wake up almost instantly when disturbed and can take action immediately once awake, without the usual penalties.

**Perfect Balance:** You are skilled at keeping your balance, especially on narrow ledges or tight ropes.

**Premonitions:** You intuitively sense whenever something is wrong, or is likely to go wrong soon. This Ability can be called upon by you or the GameMaster, as appropriate, whenever there is a chance to avoid danger.

**Read Lips:** You have a limited, self-taught Ability to understand the speech of people you cannot hear, simply by watching their mouths.

**Second Sight:** You are able to see ghosts, demons, and other invisible spirits.

**Secret Hiding Place:** You know of a spot that is out of sight or just very difficult to get to, unknown to all but a few (or just yourself) and so is an excellent hiding place when you are in trouble. You may occasionally have problems getting there, but once hidden you are basically safe. However, there is always the risk that someone may find your hiding place, putting you in some kind of a predicament.

**Sense Holiness and Unholiness:** You are able to feel the auras of good and evil. In auras of particularly strong divine or infernal influence, your sensitivity may overwhelm you.

**Strong-Willed:** You cannot easily be coerced into activities, beliefs, or feelings. You get a +15% bonus on all rolls to resist spells of illusion.

## Virtues And Flaws

**V**ince characters are exceptional people, they have many unusual strengths and weaknesses. Virtues are exceptional attributes that confer a benefit; Flaws are attributes that hinder or limit characters. Once play begins, they cannot change unless the GameMaster decides that drastic story events warrant some sort of modification.

Virtues are each assigned a positive value, and Flaws a negative value, the size of the number indicating how much they affect the character. The only way to get Virtues is to spend characteristic points. On the other hand, if a player wants to enhance his characteristics he has to acquire flaws. Both are made on a 1 to 1 basis on d20 score.

Players may spend up to five points on Virtues and gain up to five points on Flaws. Virtues and Flaws that are directly contradictory, or that deal with the same aspect of the character, are mutually exclusive and may not buy both. Some Flaws are twisted forms of Virtues, in which case they also cancel one another out and are again not allowed. Virtues which provide bonuses on the same activity or statistic are not cumulative.

### +1 Virtues

**Ambidextrous:** You can use either hand equally well. You never suffer penalty for using a weapon in your off hand.

**Animal Companion:** You are accompanied by a loyal, intelligent (but mundane) animal that can obey simple commands. Your relationship with it is very close. If it should die, you would be profoundly upset.

**Animal Ken:** You have a profound empathy with animals that allows you to understand their motivations and feelings. This engenders a solemn love and respect for beasts of all kinds. Animals are not bothered by your presence. By stroking and speaking softly to a wild (but not enraged) animal, you can tame it to your touch in a matter of minutes.

**Berserk:** You are capable of entering a blinding rage when in combat or frustrating situations without FER check.

**Clear Thinker:** You think logically and rationally. You get a +15% bonus on all rolls to resist spells of command.

**Close Family Ties:** Your family is one of the most important things in your life, and still supports and aids you whenever possible, even at personal risk. Family members do not hesitate to do you any favor that is within their power, and can call on their friends and neighbors to help you. It works both ways, however; your family may require help from you some day.

### +2 Virtues

**Blackmail:** You have information that some powerful person would prefer kept hidden. You receive payments or services in return for your silence, and you may occasionally demand special favors. Don't push your luck—your victim may decide it isn't worth the cost, or silence you permanently. This benefit has a yearly value of about 50 silver pennies, possibly more if you keep the pressure on. You should detail and record the specifics of this arrangement.

**Faerie Friend:** You have an ally among the fey. How much assistance you can get depends on the power of the friend—a small faerie with (relatively) minor powers can accompany you on a day to day basis. Powerful faeries have other business, and may only be available to answer questions and provide guidance, not to accompany you around on your adventures. Your ally is fully sentient, has its own powers, and can speak when it chooses. You may want to have another player act the part. While a faerie companion can be a great boon, it can also be a terrible burden. If it is nasty or mischievous, it could cause trouble for you everywhere.

**Gossip:** You have regular social contacts in the area that provide you with all kinds of information about local social and political goings-on. You hear interesting news before almost everyone else. You quite likely have a Reputation too—a gossip.

**Hex:** You have the power to bring injury or ruin to your enemies. You must wish a specific calamity upon a person by cursing him aloud (see curse). Divine power or magic might offer protection, but a hex can often bypass this by affecting the victim indirectly. Sometimes the Church punishes those whose curses are widely known to have come true.

**Indulgences:** You have a number of indulgences (remissions of sin), which have been bestowed upon you by the Pope. You may sell these, keeping some money for yourself, or you may grant them to individuals in return for "services to the Church" (that is, doing something for you). Each indulgence confirms the remission of one sin, and you can have no more than 20 at any time (roll two dice). When all have been granted or sold, you may purchase more by returning to Rome.

**Arcane Lore:** You are privy to Hermetic knowledge, so you are a natural talent.

**Lightning Reflexes:** You respond to surprises almost instantly. In fact, your reflexes are sometimes so fast that you don't have a

chance to think about how you are going to respond. You only react to threats that you are not fully aware of, so you don't get a bonus against an assassin you watch sneak up on you. Note that you do not get a choice about whether to react. You could just as easily skewer a friend sneaking up in fun as you would an assassin about to strike. Also note that you must perceive an action to react to it—you can still be easily killed in your sleep.

**Luck:** You perform well in situations where luck is more of a factor than skill or talent. You get +1 on all die rolls. You do well at games of chance, but may be labeled a cheater if you play them too often.

**Superior Armaments:** You can start with expensive arms and armor.

**True Love:** You have found the one person meant for you in all of creation, and the bond between the two of you cannot be sundered. Whenever you are suffering, in danger, or dejected, the thought of your love will give you strength to persevere. Thus, you may add +3 to FER check.

**Visions:** You often see images related to emotionally or magically laden events. A vision might be of the past, a possible future, or a distant occurrence, and is often symbolic or confusing. Visions usually come to you at quiet times in places connected with a powerful emotional or magical event, such as the site of a patricide or diabolic sacrifice.

## +3 Virtues

**Charmed Life:** Fortune protects you from the most terrible injury and harm. Whenever you fail, you may reroll the original roll and take the better result. You should describe in detail how you manage to avoid the terrible fate. The GameMaster should also be lenient where there is a chance of your rescue or protection.

**Giant Blood:** The blood of the ancient race of giants flows in your veins. Though you are not as large as your ancestors, you are up to eight feet tall and can weigh as much as 500 pounds. Your Size is +2. You gain two additional Body and Fatigue levels.

**Guardian Angel:** You have learned to hear the words of a divine watcher who gives you practical and spiritual advice. The angel whispers in your ear and tells you what is best for you spiritually, rather than materially. It approves of violence only when there is a holy reason—often difficult to demonstrate. If you act against the angel's advice, it may leave you until you correct your ways. Your guardian angel may help you by bestowing +3 to rolls when you are resisting infernal powers, depending on the current state of your soul. The angel has only a limited awareness of your thoughts, but when you speak aloud, it can hear and converse with you.

**Protection:** You are under the aegis of a powerful person, usually a noble or high-ranking Church official (though other options are possible, if the GameMaster approves). Those who know of your favored status treat you carefully; those who do not often pay the price. You have a Reputation (good or bad, your choice), which could be higher if your protector is particularly great or well-known.

## +4 Virtues

**Destiny:** Your life is heading toward a definite, though as yet unknown, culmination, whose nature is hinted at in prophecies and dreams. This sense of purpose gives you the strength to overcome fear, depression, and discouragement caused by anything not relevant to your destiny; you gain +3 on appropriate rolls. If an untimely demise ever threatens the fulfillment of your purpose, then something, somehow, will likely preserve you. You will meet your fate at the proper time, though it may cost you your life. You must have the approval of your GameMaster to select this Virtue.

**Ghostly Warder:** A ghost watches over you. It might be a grand childhood friend, or anyone else who cares for you enough to stay around after death. The ghost is invisible and silent to all but you and those with Second Sight. It can see and hear what is going on around you and makes an excellent spy, since it can leave your presence once per day for up to half an hour. However, death does not leave people in their normal state of mind, so the ghost probably has some quirks that make it less than dependable—it might even encourage you to join it on the other side.

**Magick Resistance:** You have an innate immunity to magical effects and may possess some unusual physical sign, such as a birthmark or iron fingernails. You possess a +20% Magick Resistance.

**Ways Of The (Land):** You have a deep understanding of a type of terrain, feeling more natural and at home there than anywhere else. Examples include Ways of the Forest, Ways of the Mountain, or Ways of the Steppe. You are not normally molested by animals of the terrain, and though particularly vicious creatures may still attack you, at least they'll accord you proper respect.

## -1 Flaws

**Enemies:** Someone is causing trouble for you, such as a local baron or bishop, a band of outlaws, or a really nasty innkeeper. The enemy must be powerful enough to endanger you—this is best agreed on with the GameMaster. The value for a local enemy with moderate means is -1. Vastly powerful enemies with considerable means and spare time to spend making your life miserable are worth up to -4.

**Vow:** You have sworn to do something difficult, and breaking your

vow is a serious matter. Examples vows include never raising a weapon, never speaking, or living in poverty. If you do fail to uphold your vow, you must perform some kind of atonement, whether it be religious penance or coming to terms with your failure in some other way. Furthermore, you lose one point of Confidence. Depending on your vow, some people may respect your dedication, giving you a good Reputation among those people. The cost of this Flaw depends on the severity of your vow and the frequency with which it is tested. The GameMaster is the final arbiter of the cost of this Flaw.

**Dark Secret:** You are haunted by something that would lead to shame, rejection, and possibly revenge if discovered. Hints about the secret continually arise, and there might be others who know it and could betray you. This makes you avoid certain places, dislike certain people, or fear certain things.

**Deep Sleeper:** When you sleep, you don't go halfway. You can sleep through loud noises and generally only wake up when shaken, or when good and ready. Even then you suffer -3 on your rolls for half an hour or so after awakening, and you're likely to head back to bed if at all possible.

**Delusion:** You believe wholeheartedly in something that just isn't so. Examples include that you are a Magus (if you are not), that you are the Pope's child, or that your imaginary friend is real. This can cause real problems for you and your associates.

**Dependent:** You are responsible for someone, like a young child or a decrepit grandparent. This restricts your freedom and time in a variety of ways, which may change with time—a child grows up and moves away, a grandparent gets seriously ill and requires constant care. You may take this Flaw repeatedly to reflect several dependents.

**Driving Goal:** You have some personal objective that you feel compelled to attain, even if it gets you into trouble or jeopardizes the group. Such goals are ideal or open-ended—you can never finally accomplish them. Examples include freeing peasants from oppression, harassing and killing brigands, or amassing vast amounts of personal wealth. You may take this flaw more than once.

**Duty bound:** You adhere to a restrictive code of conduct that forbids certain behavior, probably including prohibitions against lying, killing prisoners, stealing, and other occasionally useful actions. You follow this code out of guilt or fear rather than high-flown moral standards, and may spend more time justifying yourself than keeping your conduct pure.

**Faerie Enmity:** Faeries dislike you and take every opportunity to pester you. Faerie forests are extremely dangerous, but even field faeries may spoil your food, plague your dreams, or otherwise torment you. Luckily, your life is not in danger—they prefer to let you live so they can continue to harass you.

**Favors:** You owe a boon to someone (or to a great many people), and may be called upon to return the favor at any time. The consequences of ignoring such a request can range from mild to deadly serious, at the GameMaster's discretion.

**Hatred:** You are consumed with hatred for some person who is so powerful that exacting proper vengeance is impractical or impossible. Nevertheless, you constantly pursue opportunities to gain power over or hurt the object of your hatred, so much so that your reason is clouded.

**Infamous Family:** Your family is very well known, but not very well liked. You have a bad Reputation among those who know your family, and have a particularly hard time losing it because it applies to the whole family, not just you. You have trouble trusting others because the community has always acted against you.

**Missing Ear:** You cannot accurately locate the direction of sounds, and suffer a penalty of -20% to hearing rolls.

**Obligation:** You are required to perform certain services for someone. These duties typically occupy at least one season out of every year, occasionally longer. This may be out of personal choice (like protecting a family member) or a true duty, like that of a knight to a lord. Whatever the nature of your services, failure to perform them may have serious or lasting consequences.

**Obsessed:** You are fixated on some prized object, action, or ideal. This interferes with your accomplishment of more immediate tasks. Examples might include obsessive protection of clerics to the point that you attack those who insult them, or obsessive neatness where you keep yourself spotless and deride those who do not.

**Oversensitive:** Something that others find merely unpleasant you consider intolerable. Examples might include an oversensitivity to disrespect, to slovenliness, or to impiety. If you are the violent type, you may start fights with those who offend you.

**Soft-Hearted:** You cannot bear to witness suffering, and causing it brings you sleepless nights. Even the deaths of enemies are painful for you. You avoid danger and try to keep your friends out of it as well. Life and health mean so much that you would rather give up important goals than let another person risk combat. You are easily moved by song and story.

**Tainted With Evil:** An air of corruption surrounds you as result of something you, your parents, or your ancestors did. Others naturally feel very ill at ease around you, and can easily grow to hate you. Gaining a positive Reputation is impossible.

## -2 Flaws

**Curse of Venus:** You are very attractive to people whom you do not wish to attract. People you detest keep getting crushes on you, and will not be dissuaded. Furthermore, you tend to fall in love with

inappropriate people, and in inappropriate circumstances. These people you are interested in tend to think you are vain and shallow.

**Diabolic Upbringing:** Your parents were covanants, and though you have escaped their evil ways, you are still haunted by your upbringing and the memory of acts best left unspoken. Thoughts of demons plague you, and you live in a constant state of dread and hatred. The powers of Hell might have a special interest in your soul.

**Haunted:** You are plagued by a ghost that only you (and those with Second Sight) can see and hear. It insults, berates, and distracts you—especially when you need to keep your cool. It might steal and hide your smaller items, give others near you the chills, or cause a buzzing in your ears that prevents you from hearing clearly. In no case, however, does the ghost have any powers when more than seven paces away from you. The GameMaster should use his imagination in making the ghost irritating but not fatal. Yelling can drive the ghost away for a time, but also confuses those around you. Unless you are exceptionally strong-willed, you might have to aid the ghost in its purpose in order to be rid of it.

**Missing Hand:** Perhaps it was an accident or a punishment in your past that cost you one of your hands. Climbing, combat, and other activities normally requiring both hands are at a penalty of -20% or greater.

**Poor:** You have almost no wealth, and for some reason you can never seem to hang onto the valuables you do gain. You automatically begin the game with inexpensive arms and armor, and whenever you put your hands on something of value, you can bet you won't have it for long.

**Sheltered Upbringing:** You grew up completely separated from society, knowing only your parents or mentor. Recently you have been introduced to a wondrous new world of strangers, and you are overwhelmed. Depending on your personality, you might react with contempt, fear, or wonder. You are unable to function normally because you cannot understand most human customs.

### -3 Flaws

**Feral Upbringing:** You grew up in the wilderness, either raised by wild animals or surviving on your own. For much of your life you could not speak, and knew nothing of human ways. Now that you have joined human society, you have learned to understand some basic spoken phrases, but civilized life is still a mystery you want little part of. You may only choose beginning Abilities that you could have learned in the wilds or picked up at the covenant (such as how to use a mace instead of a club). You have neither the inclination nor the capacity to learn more refined skills, and have no Speak or Scribe Own Language Ability.

**Fury:** A violent temper sometimes overwhelms you, sending you into a destructive, uncontrollable rage. You are likely to be provoked by some sort of specific event, such as being insulted or being hurt. Roll a FER check to avoid flying into a rage when such an event occurs, with another roll every round to try to calm yourself should you fail the first. On a fail, you try to kill everyone around you.

**Mute:** You cannot speak; perhaps your tongue was cut out. You probably use rudimentary hand gestures and grunts to communicate your needs. Not only is this inconvenient, it can annoy your companions.

**Sense of Doom:** You have gained knowledge best left unknown—perhaps a vision of your demise or eternal fate, perhaps secrets about your true nature. At times you are listless, as nothing can shake your feeling of impending doom. Whenever you are defeated in a meaningful attempt at something, you are incapable of taking any energetic action for up to a day. If forced to defend yourself during this time, you suffer -3 on all scores.

### -4 Flaws

**Dwarf:** You are the size of a child. Your comfortable walking speed is two-thirds that of a normal person. Though your muscles are mature, you lack the leverage that benefits larger folk. Even if you are strong, this prevents you from using any weapons that require a positive Strength.

**Plagued by (Supernatural Entity):** You have somehow earned the enmity of a powerful ghost, an angel, a demon, or a very powerful faerie. The entity does not harass you constantly, but usually affects you in dangerous ways during important times of your life.

## Other Personal Characteristics

In addition to the Prime Requisites, a character will possess a number of other talents, abilities, and traits which affect his performance.

## The Characters Body



he amount of damage that a character can sustain represents his physical body. This is found by adding the "body" bonuses given for Size, STR, CON and INT. When the player has chosen a vocation for his character one of the

following factors will be added as well, and the total is recorded in the Character Profile:

Fighting Man = 7	High Elf = 8	Kobold = 2	Gnoll = 8
Assassin, Spy = 6	Grey Elf = 7	Goblin = 4	Ogre = 10
Forester = 6	Wood Elf = 6	Hobgoblin = 6	Cave Troll = 35
Druid = 5	Dwarf = 5	Bugbear = 8	Stone Troll = 25
Froicked Cleric = 5	Hobbit = 4	Orc = 5	Mtn. Troll = 25
Thief = 5		Uruk-Hai = 7	Hill Troll = 20
Magick User = 4			Wood Troll = 15
Other Man = 4			Olog-Hai = 15
			Giant = 30

Additional bonuses will be added as a character advances in skill and physical condition, as reflected by his "Experience Level." Consult the "Experience" section for details.

All "critical" hits are automatically scored against the body of a character. Wounds and injuries done to the body will heal at a rate governed by his Constitution. See the "Constitution" section above for details.

## Fatigue Levels



haracters have "fatigue" levels. As a character progresses in experience, he develops endurance. Blows which would have struck his body, when he was a youth are parried or blocked by experienced fighters, resulting in no physical damage but rather a loss of vital energy through absorbing the force of the blow. Normal "damage" is therefore assessed against a character's Fatigue Level. Only if there are not enough "fatigue points" to absorb damage, or if there is a critical hit, will damage be done to the body directly. Fatigue points are also lost because of severe physical exertion, prolonged fighting, or the casting of spells.

To compute Fatigue Levels see the "Experience" section. Find the Experience Table for the type of character concerned. Each time the character rises to a higher level of experience, the new Fatigue Level is rolled. The new level is used if it is higher than his old level. Otherwise, the old level is retained.

Recovery of lost fatigue points is governed by the Constitution. See the "Constitution" section for details.

## Carrying Capacity



character must be able to carry weight. His Carrying Capacity is a measure of his true strength, not just a determination of his talent as a beast of burden. Carrying Capacity is found by adding a character's Strength and Constitution Factors and multiplying the sum times the character's weight:

$$\text{Carrying Capacity} = (\text{Str. Factor} + \text{Con. Factor}) \times \text{Weight}$$

Score	Strength Factor	Constitution Factor
1	0.2	-0.3
2	0.3	-0.2
3	0.4	-0.2
4-5	0.5	-0.1
6-7	0.6	0
8	0.8	0
9	0.9	0
10	1.0	0
11	1.1	+0.1
12	1.2	+0.1
13	1.5	+0.2
14	1.6	+0.2
15	1.7	+0.3
16	1.8	+0.4
17	2.0	+0.5
18	2.2	+0.6
19	2.5	+0.7
20	3.0	+0.9
21	3.5	+1.0
22	4.5	+1.2
23	5.0	+1.4

Suppose a character weighed 200 Dr. (1 Dragon = 1 pound) had a Strength of 14, and also had a Constitution of 12. He could carry  $1.4 + 1.2 = 2.6$  times his own weight or 520 Dr.

## Life Horoscope



ach character will have a Life Horoscope cast at his birth. The Horoscope is cast by consulting the Horoscope table in the "Divination" section of the chapter of **Magicians, part II**. In the Horoscope Table are given percentages. These percentages should be used to increase or decrease experience won by a character, as outlined in the chapter on Experience.

The degree of fortune enjoyed by a character is determined by the aspect of the Stars toward the vocation he has chosen. Players are encouraged to choose callings for their characters which are most favourable, Astrologically speaking, if they desire maximum success.

## Mental Health



As the saying goes, "nobody is perfect." For players who would like a realistic Achilles Heel in even the mightiest superman so **Chivalry & Sorcery** offers this section as an option. Few men exist who do not have some deeply hidden fear of something. When faced with that fear in the flesh, they must check morale instantly.

Phobias and mental ailments can be of considerable use to players to provide motivations for characters and also to engineer the discomfiture or even the removal of enemies. If used in a controlled manner, this option can produce more than a few laughs. To really have fun, Monsters might have phobias checked too. After all, a Troll just might be deathly afraid of a mouse.

A cleric has a 20% chance of curing a phobia for a character. Only one attempt to be cured may be attempted by any character each year.

Roll percentage dice:

1-25% = no severe phobias	Peasants subtract -20%
26-60% = one phobia check	Yeomen subtract -10%
61-95% = two phobia checks	Townsmen add +5%
96-100% = two phobia checks plus one ailment check	Guildsmen add +7%
	Knights add +10%
	Nobles add +15%

Die Roll	Name of Phobia	Fear
1-10%	No phobia	
11-15%	acrophobia	Of heights
16-30%	xenophobia	Of strangers
31-35%	nyctophobia	Of the night
36-40%	neophobia	Of the new
41-45%	mysophobia	Of contamination
46-50%	hydrophobia	Of water
51-53%	astrophobia	Of thunder & lightning
54-56%	ophidiophobia	Of snakes
57-59%	hypocondia	Of one's health
60-61%	zoophobia	Of animals
62-63%	musophobia	Of mice
64-65%	ailurophobia	Of cats
66-67%	cynophobia	Of dogs
68-69%	acniphobia	Of spiders
70-71%	florophobia	Of plants
72-75%	agoraphobia	Of open spaces
76-80%	claustrophobia	Of close spaces
81-82%	bathophobia	Of death
83%	autophobia	Of being alone
84%	demophobia	Of crowds
85%	dromophobia	Of crossing roads
86-87%	thanophobia	Of death
88%	toxicophobia	Of poison
89-90%	algophobia	Of pain
91%	kronophobia	Of old age
92%	hypnophobia	Of sleeping
93%	hemophobia	Of blood
94%	photophobia	Of light
95%	heliophobia	Of the sun
96%	sitophobia	Of eating
97%	heptophobia	Of touching
98%	gynophobia	Of women
99%	androphobia	Of men
100%	genophobia	Of sex

Usually the symptoms of the affliction are obvious. You can roll on the table below, but given the profound effect ailment can have on the character, tailoring a disorder is far more satisfying.

Die Roll	Ailment
1-30%	No ailment, the Character is mentally healthy.
31-34	Addiction
35-38	Amnesia
39-42	Catatonia

43-45	Criminal Psychosis
46-50	Fetish
51-55	Hysterical Disability
56-58	Megalomania
59-61	Multiple Personalities
62-64	Obsession
63-65	Panzaism
66-74	Paranoia
75-83	Phobia
84-87	Quixotism
88-94	Schizophrenia
95-97	Stupefaction
98-00	Physical Symptoms

**Addiction:** Overcome by the terror and stress of what the character has experienced, he finds solace in alcohol, opium, stimulants, or other chemicals. The drug has deleterious effects on physical and mental skills, depending on the specific drug. Details are left to you, but anywhere from a -5 to -20% penalty is appropriate. Over time the addict grows tolerant of the drug, and must consume more of it to get the proper buzz or kick. Issues of expense and legality can ruin an addict's life, and in extreme cases addicts are driven to violent crime to support their habit. Prolonged drug use can also lead to characteristic loss (DEX, CON, INT, or APP are all possible), and even death. The character must succeed a FER CR to endure a stressful situation without a fix. If denied his drug, the character must succeed a FER CR - 4 or suffer debilitating consequences, including tremors, hallucinations, or skills penalties that surpass the normal effects of the drug.

**Amnesia:** The player character locks away unbearable experiences, effectively erasing his memories. The severity of the disorder indicates how selective or total the amnesia is. Amnesiacs tend to lose memory of specific incidents first, followed by the names and identities of friends and loved ones, their own identity, and finally all mental skills. If confronted with forgotten faces or facts, the character must succeed a INT CR to gain a bit of recall, usually no more than a cryptic hint or short flash of memory.

**Catatonia:** As with temporary insanity, the character assumes a fetal position, and is oblivious of events around him or her. A catatonic character will not resist being moved and can be made to stand, but will always revert back to his fetal position if left alone. Unlike most indefinite insanities, catatonia becomes the character's default state: in time of stress, succeeding a FER CR brings the character a brief (1D6 rounds) window of lucidity.

**Criminal Psychosis:** A dangerous disorder, suffered by sociopaths and serial killers. If the character suffers from criminal psychosis, he has the calm belief that human beings are absolutely separate from one another, and that social bonds like love, truth, friendship, and compassion are all lies, tools to be used for personal gain. Life has no ultimate meaning. Once the character has this insight, temptations like bullying, threats, fraud, or even murder become simple calculations about being caught, not questions of right or wrong. The character becomes a slave of his desires and impulses, and must succeed a FER CR to refrain from resorting to extreme methods to get what he wants, or to feel remorse for something he may have done.

**Fetish:** The opposite of a phobia (see above), victims of a fetish become unreasonably attracted to a thing or condition. The fetish becomes an emotional security blanket or the object of an obsession (see below). If denied the fetish, the character must succeed a FER CR to keep in control. If the character fails, he suffers severe distress (treat this as an episode of temporary insanity). See "Phobias" for a list of potential fetishes.

**Hysterical Disability:** The character's mind "turns off" a sense or limb as part of a coping mechanism, leaving the character physically disabled. You should describe to the player the ways in which the disability manifests: either a particular sense (sight or hearing are the most common) is compulsively ignored, leaving the character blind or deaf, or a limb or limbs (a hand, one arm, or both legs) become paralyzed. The character, despite his best effort, cannot control or respond to stimuli that affect the paralyzed limb or sense. Medical examinations will reveal nothing physically wrong with the character, but he will continue to steadfastly refuse to see, hear, or walk. If the character's life is in danger, he can act morally to preserve himself if succeeding a FER CR, but as soon as the crisis ends, the handicap returns (possibly in a more severe state).

**Megalomania:** The character's ego and self-confidence surpass all reasonable bounds—he has a personal understanding of reality that surpasses all others. Once in the grips of megalomania, the victim believes that he cannot be wrong, and is only misunderstood. The character feels singled out for future greatness, and exudes an unshakable confidence that some may find attractive. Should events prove the megalomaniacal character wrong or should the results of plans not suit his sense of destiny, then clearly the character has been the victim of faulty or deceptive information, or has run afoul of the incompetence or treachery of their friends or subordinates. The character must succeed a FER CR to listen to reason, or to avoid bitter or even violent outbursts when his wishes are unfulfilled.

**Multiple Personalities:** The character is host to their original personality and an increasing number of 1-6 derived personalities who evolve as strategies in response to or compensation for perceived dysfunctions or inabilities of his original personality,



or to give voice to thoughts or emotions the original personality normally represses. The additional personalities need not be the same gender or age as the character: a fractured psyche might create a fearless, aggressive persona to deal with adversity, or a helpless child who regresses into helplessness to hide behind other adults, or both. Each personality will have a name and a distinct mode of behavior: they are often associated with a general emotional quality such as sweet, merciless, pushy, childlike, angry, nurturing, or frightened. During times of stress, if the FER CR is failed, a new personality takes over the character's functioning— you should decide which one as appropriate. Each personality may or may not be aware of the others: the character's original personality is usually oblivious to their existence, or perceives the other personalities as separate beings. In time, the personalities can evolve into well-rounded beings, with distinct mental skill sets.

**Obsession:** Obsessed characters are preoccupied with a particular goal (avenging a loved one's death, clearing their name, or rescuing lost kittens) or a personal behavior (checking locked doors ten times a night, etc.). The preoccupation overshadows every other aspect of life; friends and family are ignored, a quest is forgotten, and communication becomes erratic and secretive. Penalties to Communication skills become commonplace. The exact obsession is usually based on fear (failure, etc.). The obsessed character must succeed a FER CR to avoid these behaviors, and must make this roll to embark on any course of action that does not help achieve this goal. In time, the victim becomes insomniac, and experiences random fits of manic exhilaration and deep depression.

**Panzaism:** Overwhelmed by the terror of the supernatural, the character resorts to extreme denial, refusing to see even the most extraordinary things as anything but ordinary. Hideous monsters are simply men, or at most men in suits. The character must succeed a FER CR to see the paranormal for what it is. A panzaic character does not need to make SAN rolls for seeing monsters, though gruesome sights and stress still affect him. While panzaism seems like a blessing, denial can leave the character oblivious to danger.

**Paranoia:** Creeping suspicion rules the character's mind: he cannot trust anyone. In such cases, the character enters rooms last, compulsively stands against walls, never eats anything he did not prepare, etc. Even fellow characters become suspicious, though strangers are far more threatening, especially people who are somehow different. Some paranoids give voice to their feelings, becoming disagreeable misanthropes, while others turn inward, keeping a brave face while developing complex rituals of protection or schemes of revenge. The character must succeed a FER CR to be convinced that another person is not trying to harm him. Over time, a paranoid character will become convinced that a particular person or a shadowy conspiracy is watching him, plotting to do harm. If the paranoia is severe enough, the insane character may become afraid to leave home, or may murder his own family.

**Phobia:** Terror takes hold, manifesting as an irrational fear of something associated with the experience that drove the character mad. Whenever confronted with the object of the phobia, the character's first impulse is to flee or avoid it; he must succeed a FER CR to take any other action. If the character fails but is forced to deal with the object of the fear, an episode of temporary insanity results. See the list of phobias for an appropriate one.

**Quixotism:** The opposite of panzaism, a victim of this disorder becomes obsessed with the supernatural, and believes that he is constantly surrounded by and confronted by unnatural creatures. Every passing dog is obviously a werewolf and any abandoned house is obviously haunted. Even the slightest headache must be the product of a curse. A quixotic character must succeed a FER CR to avoid hallucinations and realize that his suspicions are groundless. You may decide that quixotic characters can make SAN checks for seeing hallucinatory horrors and may even suffer symptoms of temporary insanity for major shocks, but all SAN lost to delusions should regenerate after a few hours.

**Schizophrenia:** Victims of this disorder cut themselves off from reality, building a web of private delusions that serve as the foundation for a different reality. These delusions can take the form of hallucinations or simple beliefs, but are often systematic and intricate. The character believes that a single unseen cause (faeries, ghosts, divine intervention, or some conspiracy) is at work in his life, and its actions form an unseen link that binds together every significant event. Discovering and confronting this mysterious cause reveals the secrets and mysteries of life itself, and the character becomes obsessed with researching or searching for traces of the cause. Delusions and hallucinations ensure that he will always find meaningful evidence, but that the truth is still out there. Life, family, and even personal well-being become secondary concerns, and the schizophrenic character is convinced that his delusions are completely normal and understandable. The player character must succeed a FER CR in order to not seem completely crazy in conversations, or to lead normal lives, remembering to groom him- or herself, or go to work instead of embarking on some new scheme to find it or them. Confinement, restraints, and medication are needed to keep the character under control. Advanced schizophrenics withdraw from reality altogether, going on endless quests through interior dream-worlds and talking to the voices in their heads. Note that some characters who run afoul of the paranormal and insist on telling the truth or their experiences are dismissed as schizophrenics with alarming frequency.

**Stupefaction:** As with temporary insanity, the character is stupefied but awake but unaware: he can stand and walk (if led), but has no will or volition of his own: if an arm is lifted, the character will hold it there. The character is incapable of speech, and does not react to any outside stimuli. Unlike most forms of indefinite insanity, stupefaction becomes the character's default state: in time of stress, succeeding a FER CR brings the player character a brief (1D6 combat rounds) window of lucidity.

**Physical Symptom:** Powerless in the face of fear or anxiety, if the character suffers from this disorder, he will experience extreme symptoms. Character has the "bleeding" sickness, and his wounds will not heal unless "cured" by Clerical miracles. While not a mental illness, hemophilia is characteristic of inbred groups like the upper nobility, and victims always have deep fears about personal injury.

## Characteristics Rolls



The various Prime Requisites are often ignored in actual gaming, except as they incidentally give rise to fighting abilities, spell casting abilities, etc. This is unfortunate, as they do help to define a Character's nature and capabilities in a wide range of areas.

The Characteristics Roll or CR is intended to reduce often complex situations and actions to a mathematical probability, so that some decision can be reached fairly and objectively by using a game system instead of arguing and discussing the point. The CR represents the operation of the laws of Nature as the Character performs some action in the fantasy world.

Some CRs are enabling determinations concerned with whether or not a Character can succeed in some chosen course of action. These may be saving throws to find out if a Character has avoided some form of unpleasantness. Others may gauge the effect produced on others by some quality possessed by the Character— enabling mechanisms involving the personal sphere.

The CRs should not be regarded as replacing the responsibilities on the Players and the Game Master for good role playing. As much of the action as possible should be decided by good role play, to avoid the incessant dice rolling and rule thumbing that results when every situation is always made subject to the dice. After all, the random dice are idiots whose mindless dictates are a matter of mathematical probability, and nothing more. Dice cannot match plain common sense and a fair assessment of a situation. They should not be used as an excuse to impose a course of action on a player when he strongly disagrees and can offer a legitimate and reasonable alternative available to his Character. The CRs do apply, however, when it is necessary to determine the effect of purely natural events on a Character.

The Prime Requisites also have an effect upon specific skills associated with some or all of the Character Classes. Often, these skills are assigned a percentage chance, and the Prime Requisites (and/or the Character Class experience levels) carry a bonus or penalty applied to the 1 D100 roll. Such operations might be termed Characteristics Rolls, but we prefer to call them Abilities Rolls. These will all be dealt with in the appropriate sections of the rules.

**DEXTERITY CRs:** Dexterity represents the ability of a Character to manipulate things with his hands or to move in an agile way. The Dexterity CR thus becomes a measure of the possibility of performing actions which are not covered in other rules, and which need to be reduced to a probability because the action is important. The DEX CR is the number, rolled on 2D10, which the Character must roll equal to or lower to perform a dexterous task. In the case of very difficult tasks, a negative penalty might be assigned by the Game Master, or by the rules, reducing the CR level. Similarly, easy tasks might be assigned a positive bonus, increasing the CR level— Indeed, many easy tasks might be performed automatically by most Characters. When the Game Master is assigning his own penalties or bonuses, he should give careful thought to what is appropriate to the situation, what is fair, etc.

**CONSTITUTION CRs:** Constitution measures the resiliency and resistance of the Character. The CON CR is the number, rolled on 2D10, which the Character must roll equal to or lower to save from injurious effects of falls, poisons, critical hits, etc. It can also be used to temporarily draw upon deep body reserves of energy when Fatigue Levels have been totally drained.

**STRENGTH CRs:** Strength is a measure of a Character's physical power. The STR CR is the number, rolled on 2D10, which the Character must roll equal to or lower to succeed at certain feats of strength. For example, a character might be attempting to lift an especially heavy weight. A successful STR CR permits him to raise a weight up to double his Carrying Capacity over his head and hold it there for a few seconds. Of course, this and other feats of Strength will be likely to produce a loss of Stamina points if one persists in the strenuous activity for any length of time, or if one attempts several feats of strength in a short time period. The Fatigue Levels lost (usually 1 or 2 points) should be determined by the Game Master so that the loss is appropriate to the situation and the nature of the Character's Strength and Constitution.

**WISDOM CRs:** Wisdom is a measure of a Character's ability to make wise decisions, especially in moments of extreme stress or confusion. The WIS CR is the number, rolled on 2D10, which the Character must roll equal to or lower to act wisely. One type of WIS CR is a form of save and might be applied in those moments when a Character is faced with resisting some temptation to give into weakness— as in the case of a PC who enjoys his drink but should not imbibe at that time. Another type of WIS CR is used to save from Command spells.

**INTELLIGENCE CRs:** Intelligence is supposed to represent the capacity of a Character to think clearly, especially under stress, but no gaming system can save a smart Character from the mistakes of a foolish Player. Similarly, a clever Player should not be required to sacrifice a stupid Character simply because the character has a low INT score. Put bluntly, no game system can ever replace Player cunning and discretion. The INT CR is the number, rolled on 2D10, which the Character must roll equal to or lower to succeed. INT CRs are used in situations when a Character is faced

with some puzzle or problem requiring the exercise of Intelligence to solve it. If a party of Characters is involved, the Character who is the expert in the situation should logically make the CR. An example of an INT CR might be to determine whether the Character can figure out an interaction situation which clearly has the Players baffled. Success means that the Game Master will provide a few more clues as to what is really going on, and what is likely meant by it all. Suppose that a Character is being cheated in some way. The INT CR can reveal the fact to him. But the problem of what to do about it is left to the Player to decide. The INT CR merely gives the Character a mathematical chance to detect the cheating. INT CRs are also used to save a Character from the influence of spells of illusion.

**BARDIC VOICE CRs:** Bardic Voice represents the ability of a Character to use his powers of speech to good effect. It is also a measure of musical and poetic talent. The BARD CR is the number, rolled on 2D10, which the Character must roll equal to or lower to perform a task requiring a melodious voice and/or a persuasive manner. In small matters, in which the Character is attempting to sway NPCs in some way, one can employ BARD CRs alone. For example, a Character may be a Troubadour singing for his supper at the castle. His BARD CR can be used to see whether he has pleased his audience. Success in such a case might mean something extra besides food and a straw pallet for the night. Failure requires a second BARD CR roll. A success here means a ho-hum performance-- not spectacular but at least minimally adequate. Failure means that the performance was displeasing, and the Lord of the castle and his family and guests could react accordingly.

**APPEARANCE CRs:** Appearance measures the attractiveness or unattractiveness of a Character. The APP CR is the number, rolled on 2D10, which the Character must roll equal to or lower to have an effect upon an NPC which requires good looks. For example, if one wished to catch the eye of a barmaid to obtain a quicker service, an APP CR could be rolled. After all, a high rating in the good looks department does attract attention from the opposite sex.

**CHARISMA CRs:** Charisma measures the sheer impact of personality one has on others, especially the effects a Character has on NPCs. The CHA CR is the number, rolled on 2D10, which the Character must roll equal to or lower to have an effect upon an NPC. A CHA CR can be used to determine the first impression an NPC (or even a Player Character) has of the individual making the CR. A success means that the individuals influenced have been won over to the belief that the Character is someone who might be a friend. They are predisposed to see questionable behaviour in a tolerant or more favourable light than they might otherwise. CHA CRs can be combined with Bardic Voice CRs, in matters involving persuasiveness during interactions with NPCs. The concept of Charisma involves the idea that force of personality operates as a tangible force in the affairs of men. Even a villain can win and hold the loyalty of his followers and servants-- provided he does not give them personal reasons to doubt his good will and concern for their welfare. This requires that the Character, in his role play, reinforce the initial impression so that an NPC would reasonably believe that the Character really is a friend. If the Character does something which would reasonably give the NPC cause to doubt that the Character is a friend, the NPC rolls a WIS CR. A success here means that doubt is established, and the NPC will now require tangible proof that the Character means well. This bond of trust is especially important in the feudal relationship between Lord and vassal. The vassal must believe that his best interests are matters for concern for his Lord, or his loyalty and willingness to make sacrifices for his Lord will begin to falter. Charisma as a measure of the strength of one's image as a friend helps to explain why 'good' men have often supported leaders or friends who are often demonstrably 'evil' inclination can very easily follow a 'good lord or friend into the very jaws of death and spurn the richest bribes out of his sense of personal loyalty.

**FEROCITY CRs:** Ferocity largely determines the morale of a Character. The FER CR is the number, rolled on 2D10, which the Character must roll equal to or lower to maintain morale, etc. Morale is checked by a FER CR when the Player Characters encounter a monster of fearsome aspect, when the party is greatly outnumbered, or when half the members of the party have been slain or put hors de combat by capture or wounds. The FER CR of the leader can be used to determine the morale of the group, or each Player Character and NPC in the party can make an individual FER CR. Success means that morale is maintained. A failure, on the other hand, requires a fighting withdrawal. This is especially true if NPCs are with the adventurers, for they have a desire to go home to friends and family and are now doubtful that they will if a retreat is not forthcoming immediately. If the leader wish to continue a combat in the face of failed morale, the leader must make a CHA CR by rolling 2D10 + 1D6 to rally the demoralized NPCs. Failure means that the NPCs will break in the following turn of combat if a retreat is not begun immediately. Success means that the NPCs will hold fast for 1/2D6 turns before another FER CR is made. Player Characters failing a FER CR have the option of remaining anyway, unless faced by an adversary with the quality of magical or supernatural Fear emanating from it. In that case, failure means panicked flight. Monsters and NPCs (including beasts) will also make FER CRs under the conditions noted for Characters on adventures. Monsters are 'people,' too, and have little interest in dying simply to satisfy their lord (the Game Master), if there is a better alternative. This prevents the Game Master from using hordes of monsters as cannon fodder to exhaust and overwhelm the intrepid adventurers. Role play combat is a direct development from war gaming, and in any battle situation the morale of troops is a major factor and cannot be ignored. Monster morale has to be handled with a degree of sensitivity by the Game Master. Some will clearly be more ferocious than others. But even a great Troll will reach a point when he must decide if it is wise to continue the combat or beat a retreat--that is, if he hopes to survive at all. With 60% or 70% wounds suffered, it would be time to question the sanity of remaining. The FER CR can be employed by Superhumans and by truly superior Knights and warriors (like Viking Berserks) to enter a beserker rage-- which increases their capability to inflict damage and to wit. The FER CR can also be used to check morale when a

Character or NPC is faced with an especially dangerous (non-combat) action. For instance, a Character with a low Dexterity might have to ease his way along a narrow ledge, with a deep chasm below. A FER CR might be in order to prevent him from freezing or refusing to continue. Failure might necessitate extraordinary methods on the part of his comrades to get him past the obstacle. Role play is crucial in such instances.



## Character Classes & Ability Scores

**C**haracter class refer to the profession of the player wish to take to the game, how he believes he can most successfully meet the challenges which it poses, and which role he desires to play. Note that only the Elven race is multi-classed.

	Man/ Nephilim	High Elf/ Grey Elf*	Wood Elf**	Dwarf	Hobbit
FIGHTER	yes	yes	yes	yes	yes
Squire, Knight	yes	yes	yes	yes	no
Paladin	yes	no	no	no	no
Dark Knight	yes	no	no	no	no
Forrester	yes	no	yes	no	yes
Brigand	yes	no	no	no	no
CLERIC	yes	yes	yes	yes	yes
Friar	yes	no	no	no	yes
Inquisitor	yes	no	no	no	no
Exorcist	yes	yes	yes	yes	yes
Druid	yes	no	no	no	no
THIEF	yes	no	no	no	yes
Assassin	yes	no	no	no	no
Spy	yes	no	no	no	no
MAGIK USER	yes	yes (1)	yes (2)	yes (3)	no

\*High Elves or Grey Elves may become Fighter-Magick User-Clerics.  
\*\*Wood Elves may become Fighter-Magick User or Fighter-Clerics.

1. Elves abhor Black Magick or Necromancy.
2. Wood Elves are "Primitive Talent" Magick Users.
3. All Dwarves are Fighters, but they can also practice Magick as "Alchemists", "Artificer Weaponsmiths" or "Goldsmith".

As noted previously, the 4 races must meet certain minimum ability scores, and some races have lower maximum ability scores as well. No character can exceed or be below the given figures. The table below shows these minimum and maximum at a glance:

	DEX	STR*	CON	APP	BAV	INT	WIS	FER	ALI**
Man	01-23	01-23	01-20	01-20	01-20	01-23	01-23	01-23	01-20
Nephilim	14-23	14-23	14-20	14-20	14-20	14-23	14-23	14-23	01-20
High Elf	13-23	13-23	13-20	13-20	11-20	13-23	13-23	15-23	01-07
Grey Elf	13-23	13-23	13-20	13-20	11-20	13-23	13-23	13-23	01-07
Wood Elf	13-23	11-20	13-20	13-20	11-20	13-23	13-23	11-23	01-07
Dwarf	01-23	13-20	15-20	01-20	01-20	01-23	01-23	15-23	01-20
Hobbit	01-23	01-17	01-20	01-20	01-20	01-23	01-23	01-23	01-15

\*Women and Female Elves cannot exceed STR/17.  
Female Dwarves cannot exceed STR/19.  
Female Hobbits cannot exceed STR/14.  
\*\*Nephilim must be of Lawful (01-05) or Chaotic (16-20) alignment.

**FIGHTERS:** The Fighters are the warrior class in society, the professional soldiers, so to speak. They enjoy considerable advantages over most other Character classes in combat. They should be fairly big (small Characters have disadvantages in combat). Dexterity, Constitution, Strength, and Ferocity are of particular importance, though some stress can also be laid on Intelligence, Wisdom, and Bardic Voice if the Player desires to be a real leader.

**SQUIRES/KNIGHTS:** To qualify as a Squire (candidate for Knighthood) a character must be of noble birth and should have DEX/12, STR/16, CON/12, BAV/8, INT/10 and FER/12. Nor should he be too small in stature. PCs with lower scores can qualify for Knighthood, but they are asking for trouble. Better to choose some other calling suitable for nobles.

**SERGEANTS-AT-ARMS:** To qualify for Sergeantry (armored cavalry), a PC must be a free man and must have DEX/12, CON/12, STR/12, and FER/12. Serfs can qualify if they obtain freed man status.

**MAN-AT-ARMS:** To be a common footsoldier (no training in horse combat), a PC must be a freeman and must have DEX/10, CON/10, STR/10, and FER/9. Barbarian Warriors also have equivalent requirements.

**PETIT SERGEANT:** The offspring of Petit Sergeants can qualify for the country militia cavalry. He is expert with horses and knows horse combat. In effect, he is a Sergeant-at-Arms but does not have to satisfy all of the requirements for the professional at the castle or in a mercenary company, The PC must have his own horse and arms, however.

**PALADIN:** A knight of alignment 1-2 may enter a clerical fighting order to become a defender of the Faith. To qualify for Paladinhood a character must be well aspected (see "Astrology") and have at least DEX/12, STR/16, CON/12, APP/13, BAV/15, INT/12, WIS/13 and FER/17.

**DARK KNIGHT:** A knight of alignment 19-20 may join a Convent or a church of Evil. To qualify for the Dark Path a character must be poorly aspected (see "Astrology") and have at least DEX/14, STR/18, CON/13, INT/12 and FER/17.

**FORESTER:** Foresters are fighters who are adept at woodcraft, tracking, scouting, infiltration and spying. The minimum requirements to become a Forester are STR/14, INT/13, WIS/14, CON/14 and FER/11.

**BRIGAND:** Brigands are "outlaws" forced to flee to the wilder parts of the forests. The minimum requirements to become a Brigand are DEX/10, STR/10, CON/12 and FER/11.

**ASSASSINS & THIEVES:** Any Character can elect for a life of thievery and mayhem, although it is probably a member of the lower classes (the social dregs, so to speak) who would likely volunteer for such duty. Dexterity is the most important Prime Requisite for a Thief, followed by Strength, Intelligence, and Bardic Voice, in that order. The minimum requirements for a Thief are DEX/12, STR/10 and INT/10 and BAV/10. If he is an Assassin the Character should meet at least the minimum requirements: DEX/12, STR/12, INT/11 and FER/9.

**SPY:** Spies are members of the Opus Dei (a secret branch of the Roman Catholic Church formally known as The Prelature of the Holy Cross). The minimum requirements to become a Spy are DEX/12, STR/12, INT/11, CON/12 and FER/15.

**CLERICS:** We have taken as a model for the Clerics of C&S the medieval Church, with Priests, Monks, and Friars as the main Character types. A fourth class, the Chivalric Fighting Orders, is actually a specialized branch of the Fighters which makes war on the enemies of the Faith. Strictly speaking, it is not a group of true Clerics, although Priests may be found in its ranks as Fighting Clerics (Knights with Clerical Powers). Priests must have a Lawful alignment so that they may perform their good works. Intelligence and Wisdom are also of use while Bardic Voice is essential to good preaching and converting the unbelievers. Minimum Requirements: INT/10, WIS/12, BAV/11 for Ordination to the Priesthood; otherwise, no limitation.

**INQUISITOR:** An inquisitor was an official in an Inquisition, an organisation or program intended to eliminate heresy and other things frowned on by the Roman Catholic Church. Literally, an inquisitor is one who "searches out" or "inquires" (Latin *inquire*, "to seek"). The minimum requirements to become an Inquisitor are INT/14, WIS/12 and FER/11.

**EXORCIST:** An exorcist is a person who performs the ridding of demons or other supernatural beings who have possessed a person, a place or even an object. A priest, a nun, a monk, a healer, a shaman or other specially prepared or instructed person can be an exorcist. The minimum requirements to become an Exorcist are INT/12, WIS/14, CON/10 and FER/13.

**DRUID:** The Druid is a priest of the ancients traditions. The minimum requirements to become a Druid or Ban-Drui (woman Druid) are CON/10, INT/12, WIS/10 and BAV/11.

**MAGES:** There are a wide range of Mages available for role play in *Chivalry & Sorcery*. What types are available is left to the Game Master to decide. For not all types will fit into his conception of the fantasy world. Nor may he necessarily be ready to deal with all of them, as each has a degree of complexity he must master before he can deal with them effectively in the game.

Intelligence is this Prime Requisite which determines how high a level of Magick they can learn, the languages they can come to know, etc. Similarly, Wisdom is a quality that should not be ignored, considering the largely intellectual nature of Magick in practice.

Mages also have a Second Requisite associated with the specific college of Magick they are practicing. The Second Requisite often spells the difference between rapid and mediocre advancement in the chosen field of Magick:

<u>Mode of Magick</u>	<u>Second Requisite</u>
Primitive Talent:	Dexterity
Drug Trance:	Constitution
Dance/Chant:	Bardic Voice
Shaman:	Charisma
Medium:	Wisdom
Alchemist:	Dexterity
Artificer:	Dexterity
Diviner:	Wisdom
Hex Master:	Charisma
Evil Priest:	Charisma
Enchanter:	Bardic Voice
Conjurer:	Dexterity
Thaumaturgist:	Charisma
Necromancer:	Wisdom
Power Word:	Bardic Voice

Cabbala/Symbolist:	Intelligence
Sacred Square:	Wisdom
Summoner:	Wisdom

## Monster Characters



rovided that the Game Master agrees, Players may run Monsters as Characters. To qualify, a Player must roll Poor Omens at birth for his PC. The Game Master has the right to designate which of the following Monster types will be eligible as Player Character types in his campaign.

**WERECREATURES:** A Player may have a Wererecreature PC. The nature of the beast dominates the Character's behavior and outlook once the change takes place. But in his everyday life, the Character evidences little or nothing of his Were nature. No Wererecreature will practice Magick or Clerical vocations. Nor will the human form of the PC possess any Prime Requisite exceeding 19. For a Shape-shifter able to transform more or less at will, CON/19 is needed.

**VAMPIRES:** A Player may have a Vampire PC if he has at least DEX/16+; CON/21+; STR/21+; WIS/12+; INT/12+; BAV/17+; APP/14+; and FER/20+. Nor should the PC be especially small or tall: males = 5'6" to 6'3"; females = 5' to 5'10". Vampires do not practice Magick or Clerical vocations, but they may possess 2d6 Magical spells of Level I and II (Game Master's choice), which they can cast at the equivalent level of a practicing Mage. Such spells should tend to be in the Command category. Vampires are rated as Chivalrics (Knights) for fighting purposes and advance only through slaying others.

**KOBOLDS:** Like all of the Goblin Race, Kobolds are a minimal group in some respects. A Kobold must have STR/4-15, WIS/1-16, and APP/1-8. Kobolds are Fighters, but it is also possible for a PC to be a Mage instead (Shaman or Conjurer) able to practice Magick up to Level IV.

**GOBLINS:** A Goblin must have STR/4-15, WIS/4-16, and APP/1-8. Goblins are Warriors, but a PC could also practice Magick like Kobolds.

**ORCS:** Orcs are a superior Goblin Race. An Orc must have STR/4-15, WIS/1-16, and APP/1-8. Orcs are Warriors, but a PC could also practice Magick like Kobolds.

**URUK-HAI:** An Uruk-Hai must have CON/13+, STR/14+, WIS/4-16, and APP/1-8. All Uruk-Hai are Warriors.

**HOBGOBLINS:** A Hobgoblin must have CON/13+, STR/8+, WIS/4-16, APP/1-8. All Hobgoblins are Warriors.

**GNOLLS:** A Groll must have CON/19+, STR/12-19, WIS/4-16, APP/1-8, and FER/14+. All Gnolls are Warriors.

**CAVE TROLLS:** A Cave Troll must have CON/21+, STR/21+, WIS/4-9, APP/1-8, and FER/15+. All Cave Trolls are Warriors.

**MOUNTAIN TROLLS:** A Mountain Troll must have CON/21+, STR/20+, WIS/4-12, APP/1-8 and FER/16+. Mountain Trolls are Warriors.

**WOOD TROLLS:** A Wood Troll must have CON/21+, STR/20+, WIS/4-12, APP/1-8 and FER/17+. Wood Trolls are Warriors.

**STONE TROLLS:** A Stone Troll must have CON/21+, STR/20+, WIS/4-12, APP/1-8 and FER/18+. Stone Trolls are Warriors.

**OLOG-HAI:** An Olog-Hai must have CON/21+, STR/20+, WIS/4-16, APP/1-8 and FER/16+. Olog-Hai are Warriors.

**OGRES:** An Ogre must have CON/19+, STR/19+, WIS/4-16, APP/1-5 and FER/18+. Ogres are Warriors.

**GIANTS:** A Giant and must have STR/19+, WIS/4-16, and FER/9+. Most Giants are Warriors, but Mage types can be Artificers, Conjurers, or Nordic Mage types.

As noted previously, monsters must meet certain minimum and maximum ability scores. The table below shows these minimum and maximum for NPC monsters at a glance:

	DEX	STR	CON	APP	BAV	INT	WIS	FER	ALI
Kobold	06-15	09-15	09-15	01-10	01-12	01-13	04-15	09-15	14-20
Goblin	06-15	09-15	09-15	01-10	04-12	01-13	04-15	09-16	14-20
Orc	06-15	09-15	09-15	01-09	04-14	04-13	04-15	09-16	14-20
Uruk Hai	08-18	10-19	12-19	01-09	04-10	04-15	04-14	14-19	14-20
Ogre	06-12	19-22	18-20	01-03	01-04	01-06	01-06	18-20	17-20
Cave Troll	08-16	20-23	21-23	01-06	01-06	01-06	01-06	15-19	14-20
Mtn. Troll	07-12	20-23	21-23	01-06	01-10	01-08	01-08	16-20	14-20
Wood Troll	07-12	20-23	21-23	01-06	01-08	01-08	01-08	17-20	14-20
Stone Troll	08-15	20-23	21-23	01-06	01-10	01-10	01-08	15-20	14-20
Hill Troll	08-15	20-23	21-23	01-06	01-08	01-08	01-06	15-19	14-20
Olog Hai	12-17	20-23	21-23	01-06	05-12	09-13	07-12	18-20	14-20
Cave Giant	06-12	12-19	12-19	01-10	01-08	01-08	01-08	09-20	14-15
Hill Giant	06-13	12-19	12-19	01-10	01-05	01-11	01-11	09-20	14-15
Frost Giant	06-15	12-19	12-19	01-12	01-12	01-16	01-16	14-20	14-15
Fire Giant	06-16	12-19	12-19	01-10	01-13	01-13	01-13	09-20	14-15
Storm Giant	06-13	12-19	12-19	01-10	01-07	01-12	01-12	10-20	14-15

## Honour



onour measures a character's fame, success, confidence, importance, influence, and status; Honour is expressed in minstrels' songs, court gossip, peasant chatter, the prayers of holy men, enemies' curses, traders' tales, and nobles' praises. People are thus aware of each others' Honour because they all participate in the same society; while characters do not really know their exact number, everyone is extremely conscious of their status relative to others.

Thus, the Honour number is a quantification of the character's personal social position in comparison to that of others. That is, Honour is not about the quality of a character's reputation, but about the quantity. A glorious knight might walk about proudly, revered beyond other knights, yet be despised for his cowardly or treacherous deeds. It is important for players to understand the fact that, since Honour measures not reputation but status, successful evil knights may attain the same Honour as some chivalrous knights. Evil knights lose reputation, not Honour, for their vile deeds.

## Gaining Honour



Characters can get Honour by many different means, so players may choose entirely different paths to Honour for their characters. This promotes roleplaying and ensures that not all characters are the same, and that they do not need to compete for the same rewards.

Any dramatic event taking place in the game offers a potential Honour award. However, routine or mundane events rarely provide much opportunity for Honour. At times, simple participation in a significant event is enough, but successful action is generally required to gain Honour.

Almost any action that an ambitious knight performs can gain Honour. Examples of events that normally provide Honour include defeating an enemy in personal combat, getting married, being made a lord, successfully exhibiting a skill at court, spending a great deal of money, and finding the solution to an eerie magical riddle.

In addition, because society is concerned with personal behavior as well as combat and daring, Honour can also be earned from evidence of high passion and from faithful service to chivalrous, romantic, or religious ideals.

Any person, whether peasant or king, may gain Honour. Further, any two characters gain the same amount of Honour for the same action. However, knights and higher-ranking members of the noble class are very jealous of their prerogatives: They alone do the deeds of knights.

Most courtly situations in which Honour can be gained are thus off-limits to characters of less than knightly status. For example, feasts and tournaments are held for knights and their ladies only. Squires are expected to serve humbly, not to dance with the ladies or show off their other skills before the court.

On adventures, all sergeants or squires must be under the orders of a knight, whether a player knight or a NPC's knight. As the premier warriors, knights are expected to do most of the fighting, while their squires render assistance by fetching new lances and horses, providing first aid, and possibly fighting off foot soldiers and other rabble. Squires and sergeants are expected to fight when the combat is unchivalrous or when the knights ask for help, and not at any other time.

In many cases, only the knights fight, so they get all the Honour from such events. During combat, any sergeant or squire who rudely shoulders aside knights in order to grab Honour may be declared outlaw or simply killed immediately. In non-combat situations, a presumptuous or insolent sergeant or squire is simply removed from the room, or placed in a dungeon if he resists.

Once a character begins to accumulate Honour, it is inevitable that the player will want to know where his character stands relative to other famous knights of the realm. The chart below answers this question in general terms, and defines the range of Honour.

Honour points	Quality of Knight
1-1000	Non-knight (serf, merchant, squire, damsel, etc.)
1001-2000	Average knight
2001-4000	"Notable" knight
4001-8000	"Famous" knight
8001+	"Extraordinary" knight

Tremendous heroes such as Sir Lancelot du Lake are far superior in Honour to almost all other knights, with good reason. It is unlikely that player characters will attain Honour similar to that of Lancelot.

## Honour Awards



n *chivalry & Sorcery*, honour represents the respect of one's peers, not something palpable like gold. Thus, to a great extent, Honour is dependent on the reaction of the GameMaster and the other players to your roleplaying. This section offers guidelines, but not absolute rules, for earning Honour.

If a player impress everyone with his character's actions, chances are that he receives some Honour. If his actions during the game are banal or uninspired, or if he relies on a powerful fellow character to gain attention and success, he should expect to receive less than the usual Honour for his actions.

Many successes in the game are not worth Honour, and those that are usually gain a character only ordinary Honour. The high points in a character's career, though, such as the ceremony of knighthood, are extraordinary events. Those occasions from which more than 1,000 points can be gained are invariably unique and deadly (the Battle of Crécy, for instance).

GameMasters may be tempted to award excessive Honour during moments of excitement and drama. Do your best to keep to the guidelines

printed here: once a bad precedent is set, every player begins to expect similarly high amounts of Honour in subsequent games. "Honour inflation" can ruin a campaign very quickly.

First, determine the appropriate category for the event: mundane, minimal, ordinary, heroic, or extraordinary. In some situations, important events take place but no Honour is gained; this occurs when the action, though successful, is dishonorable.

Accomplishment	Honour Won
Mundane	0
Minimal	1
Ordinary (Default)	10
Heroic	100
Extraordinary	1,000

**Mundane:** Some actions are beneath notice in the game, and do not accrue Honour. For instance, a knight does not gain Honour simply for drawing his sword from his scabbard, no matter how impressive the flourish. Occasionally an act deserves 0 Honour, but certain oblique effects of the action might result in great Honour. For example, when Sir Balin decapitates the Lady of the Lake in King Arthur's Court, he receives no Honour for the killing, for he commits a dishonorable act of treason by so offending the king's hospitality.

**Minimal:** The minimum Honour that a character can gain from a significant event is 1 point. Killing a snake might be worth 1 Honour point if circumstances are appropriate. In most cases, though, if an event is worth Honour at all, the character should gain more than 1 point. If the GameMaster is dividing Honour among a group, and each individual would receive less than 1 point by a strict division of the Honour, then each individual gains 1 point.

**Ordinary:** The common amount of Honour that should be awarded for a significant action or event is 10 points. Most normal actions during the game that are worth praise should receive 10 Honour. These might include victory over a bandit, a successful speech, or an act of courage. As a default, the GameMaster should hand out 10 Honour whenever he is unsure of how much to award, or whenever an argument over Honour seems likely. GameMasters may reward excellent roleplayers with 10 Honour (per action) as a reward for their fine play-acting and believable choices.

**Heroic:** Most heroic acts or important events should earn 100 points of Honour. By this definition, a heroic event is an order of magnitude more significant than an ordinary event. Keep in mind that even 100 points is a substantial amount for a single action or event. Still, some heroic events and actions are worth as much as 250 to 500 points.

events or actions	Honour points
Behaving in accordance with all the religious virtues for one year	100
Being the Grand Champion in a medium or large tournament	250
Being the champion of a small tournament	100
Fighting successfully through 8 rounds of a large battle	400
Fighting successfully through 8 rounds of a medium size battle	250

**Extraordinary:** For an action or event that signifies a once-in-a-lifetime opportunity, 100 Honour is clearly not enough. Such extraordinary actions or events gain 1,000 points, an order of magnitude over that gained from heroic actions. Adventures yielding opportunities for extraordinary Honour are extremely rare; only something incredible, an awesomely heroic and successful action, or a unique magical or sacred ritual qualifies as extraordinary. Perhaps one adventure in twenty, at best, might offer this opportunity. Such adventures must involve great risk or demand great roleplaying from players.

For example, defeating an extraordinary monster like a huge fire-breathing dragon might gain 1,000 points, should the GameMaster feel it appropriate. But such creatures are rare indeed, and should easily kill most knights foolish enough to go against them single-handed.

Adventures involving tasks crucial to the realm, such as rescuing the Queen, might yield extraordinary Honour if completed successfully. However, only Extraordinary knights (those already having 8,000 or more Honour) would ever be considered for participation in such important events. Until they attain great fame, player knights must accustom themselves to tasks of lesser significance.

The fact that it usually takes a group of knights to achieve such great things (unless the knight is of Lancelot's stature) means that few will gain a full 1,000 Honour for successfully completing any adventure of this sort.

A few extraordinary non-adventuring acts might gain extraordinary Honour, and each of these, with one exception, can occur only once in a knight's life:

- being knighted
- being made a king
- dying heroically in battle
- participating in the High Mass of the Holy Grail

## Group Honour Awards

**H**onour is often attained by a lone individual, but this is not always the case. Sometimes player characters cooperate to achieve some task or goal. The GameMaster divides his Honour award among several characters whenever it is clear that more than one individual was responsible for a success. For example, if five characters cooperate to defeat a group of bandits, each of the five receives some of the credit.

The GameMaster always determines the division of Honour. Usually Honour is divided equally among all the participants, perhaps with an extra portion awarded to any particularly deserving individual for heroic behavior. However, the GameMaster may choose to award most of the Honour to one of the participants, rather than giving anything extra, with the rest receiving very small awards. The wise GameMaster always confers with the players about such matters, but the decision, once made, is final.

Knights are warriors first and foremost, and their fame is increased most significantly by combat, whether against bandits, monsters, soldiers, or other worthy knights. The basic rationale is simple: the more fearsome or important the foe a knight overcomes, the greater the Honour.

If the loser had an unusual advantage in the combat, such as a large damage value or a magick shield then more Honour for the winner is appropriate, since the risk was greater. Creatures follow the same rationale as human opponents: A creature with an unusual power or statistic yields the victor extra Honour. Likewise, if the enemy defeated has its own Honour, or is significant in some way beyond its simple combat ability, then the victor's Honour should be increased. Thus, an old but famous knight would be worth somewhat more Honour to defeat than a bandit with the same skills and equipment.

Mortal combat with another knight is the supreme challenge, and great Honour may thereby accrue.

Consider "defeat" to mean that the enemy surrendered or was captured, incapacitated, or killed. If the enemy's plans were quashed but he escaped, no Honour is gained for the defeat. Note that if several knights cooperate to defeat an enemy, the Honour is divided equally among them.

Honour may be gained from chivalrous actions even without a roll. For example, a player may state that his character performs a remarkably generous act. As long as this is consistent with the character's normal behavior and reputation. Of course, in such cases the GameMaster has no starting number of points to award. Usually he should award 10 points of Honour, the normal amount, or – if the action was heroic – 100 points.

Honours and Titles: In addition, Honour is gained for receiving honours significant to a knight and his society. Being knighted or celebrating the High Mass of the Holy Grail are all examples of this type of honour.

Rank	Honour points
Banneret knight	100
Duke	750
Earl	350
King	1000
Officer to a duke	75
Officer to a king	100
Officer to an earl	35
Vassal knight	50

## Participation in Notable Events

**G**reat events such as tournaments, battles, and religious or feudal ceremonies are at the heart of the game. Simply participating in such exciting events can net Honour of a magnitude based on the importance of the event. Note that qualification to receive such honours may require many successful actions.

**Battles:** Honour awards for participation in battle depend on how well the character and the army fought. Honour is gained on a per-round basis, and is derived from the size of the battle, with adjustments for various factors.

**Tournaments:** Honour in tournaments is normally gained through individual combat. However, a small amount is gained simply for participating, and a larger sum can also be earned by winning either of the two main events, the joust or the melee.

**Successful Quests or Tasks:** Members of any quest group or adventuring party gain Honour when the task is successfully completed. Task Honour should be awarded whenever a task is important, as long as it offers some challenge.

The Honour awarded for successful completion of a task may supplement incidental Honour gained for defeating enemies, participation in important events, etc. If a knight is specifically ordered by his lord to slay a famous ogre, he gains both defeating enemy Honour and task Honour.

## Bonus Points

**C**haracters with 100 or more Honour derive measurable benefits from their status: For each 100 Honour points, a character may add 1 point to his Status. Honour indicates status and importance, not just notoriety. In formal situations where characters interact, such as the courts of nobles, great status may enhance the character's capabilities to influence

or impress others. Normally the character must have a respectable reputation to do so, though: Evil knights with no honour, even if very powerful and influential, won't usually be invited to court.

When characters are in a social situation among chivalrous folk, the character with the highest Honour takes precedence over others of equal title. Titles of rank still maintain their precedence, of course, so a king or other lord is unlikely to defer to an ordinary knight, no matter what the knight's Honour.

In situations where feats of arms may be called for, it is the privilege of the greatest to make the first attempt. In social situations, "precedence" means that the person of lower rank goes first. For example, when entering a feast, the lower-ranked individuals go first and the highest-ranked person is last.



## Skills

**S**kill represents a specific set of knowledge and aptitude. Every skill is rated on a percentile scale from 0 to 100 or higher. This is called a skill rating. Skills essentially define what kinds of actions the character can perform.

Having chosen a profession, the player multiplies the character's INT x10 and allocates at least half of the resulting total as percentiles among those skills listed for the profession. All the skills do not need to have points given to them, but points undistributed are lost.

Add to these allotted points those pre-printed on the character sheet alongside the skills. For instance, allotting 25 percentiles to Throw, we see 25% printed beside the skill: the player should total the two numbers and write in 50% as the current amount for the skill.

## Using Skills

**W**henver the character wishes to take an action or accomplish a task where the outcome is in doubt, you must declare the desired action, and the GameMaster will call for a D100 roll against the appropriate skill rating. In general terms, a D100 roll under the modified skill rating grants success at the task, while a roll higher than the rating fails.

The difficulty of the task or other circumstantial modifiers can adjust a skill's rating up or down. The difficulty modifiers are Automatic (no roll required), Easy (the skill is doubled), Average (no modification to the skill), Difficult (the skill is halved), and Impossible (no roll, or a 01% chance at the GameMaster's discretion).

## Secret Skill Rolls

**T**he GameMaster may also make skill rolls for the character, in cases where the GameMaster either does not want him to know the outcome of the skill roll or that a skill roll is being made at all. The GameMaster may wish to keep a copy of the character sheet on hand, or may ask for a list of the character's current values of relevant skills (particularly Perception skills) so secret rolls can be made without alerting him and the other players that his characters might be missing something when the skill rolls fail. This method allows the GameMaster to use failed rolls to potentially mislead or misdirect him.

## Measuring Skill Ratings

**A**ny reasonably healthy and normal person can swing a club, climb a tree, or speak his or her native tongue. Every skill, therefore, has a base chance associated with it: the character is assumed to have this basic rating in the skill before any additional skill points are added.

The character's skill ratings define his capabilities during play. The following guidelines gauge the character's proficiency. Guidelines are provided as to when rolls would be required—under routine conditions, characters at a certain level of competence can regularly perform these skills without needing to roll for success.

05% or less: **Novice.** A character with a skill rating this low is a complete amateur, and has little hope of succeeding even at Easy tasks. At this low level of competency, you should roll each time you wish for your character to attempt this skill, regardless of whether in a stress-filled situation or routine under ideal circumstances.

06-25%: **Neophyte.** A character with ratings in this range is either a beginner or has a small amount of knowledge of the subject at hand. The phrase 'knows enough to be dangerous' applies well here, your character will get lucky enough to succeed once in a while, and may become overconfident as a result. You should have to roll whenever your character attempts this skill, even if the task is Easy.

26-50%: **Amateur.** Ratings in this range indicate a little talent, some rudimentary training, or hobby level dabbling in a skill. Your character is barely qualified, and is usually entrusted with Automatic or Easy tasks. At this level of competency, in non-stressful situations your character can perform routine activities relating to the skill without needing to roll.

51-75%: **Professional.** A 50% rating in a skill allows your character to make a living using that skill. At the professional skill rating, your character does not need to worry about failing Easy tasks, and is experienced or proficient enough to serve as a leader or manager of others. Most skills cannot be raised above 75% through training alone: your character must advance further through practical use. At this skill rating, most of the time your character can perform routine or even complex activities relating to the skill and you are only required to roll when there is an element of risk, or when the chance of failure is dramatic.

76-90%: **Expert.** Skills in this range indicate advanced expertise in a given field: your character has a reasonable chance to succeed even at Difficult tasks. Few people ever attain such mastery of a given skill, and those that do are respected and relied upon for their expertise. Most average characters cannot begin play with any skill higher than 75%. With this skill rating, your character should be able to perform complex and difficult actions relating to this skill under routine circumstances.

91% or higher: **Master.** Only a handful of true geniuses attain this level of mastery. Only the most difficult tasks are beyond their abilities, and their expertise has likely made these masters famous or legendary, either within their field or in the world at large. When your character has this rating in the skill, in routine situations he is able to perform miracles, and you will rarely need to roll the dice except at most difficult of tasks or in dire situations.

## Evaluating Success or Failure



Sometimes the character's efforts in performing an action can have very different results: a good toss at darts will hit the board, while a lucky or exceptional throw hits the bull's-eye. There are five degrees of success for any type of action roll. Ranked from worst to best, they are as follows:

**Fumble:** roll > or equal to top 5% of the chance to fail

Bad luck or incompetence sometimes conspires to produce the worst possible result. Spectacular failures are called fumbles. The chance of fumbling an action roll equals 5% (1/20th) of the chance of failure.

Fumbled actions never yield any beneficial results, and always end up impeding or harming the character (or his friends) through disastrous or unintended results.

**Failure:** roll > target

Die rolls that are higher than the base chance fail. Some failures cost the character nothing more than perhaps a little dignity, while others can be costly in terms of time, money, or physical damage. Unless an action is deemed automatic, there should always be some chance of failure: no matter how high the modified base chance, action rolls fail on results of 99 or higher.

**Success:** roll < or equal to target

Any roll with a result in the upper 4/5 of the base chance qualifies as a success. Successes accomplish the action with average results.

**Special Success:** roll < or equal to 20% of target

Some skill attempts are better than average, and yield extra benefits for the character. Actions achieve special success if the die roll is equal or less than 1/5 the character's skill rating. Round fractions using normal rounding.

**Critical Success:** roll < or equal to 5% of target

Sometimes the character will perform an action so well that the results are truly extraordinary. Rolls that are equal to or less than 1/20 of the skill rating are a critical success. Round fractions using normal rounding. Critical successes yield the best of all possible results.

## Skills Descriptions

### Appraise

Successful use of this skill allows the character to estimate an object's worth, be it an old painting, a gemstone, a weapon, or a riding horse.

### Arrow cut

A special method of defending against missile attacks with hand weapons. The character may "cut," ie. deflect, small missiles out of mid-flight as they hurtle at him. The skill is applied only against missiles which actually would hit the character. Those that would miss anyway are ignored. When a missile scores a hit on a character, the attacker's hit probability is reduced by the Arrow cut skill. If this reduces the missile's hit probability below 0, the attack has been deflected. There 1 chance out of 10 that the missile is shattered. This skill may be applied against all arrows, hand-hurled missiles, and javelin.

### Awareness

This skill measures the character's attentiveness to his immediate surroundings, using both his five physical senses and the mysterious "sixth sense." A critical success might reveal extra information (such as the precise location of the bandits hiding in the trees, as opposed to the simple realization that there are bandits there), while a fumbled Awareness roll reveals incorrect information.

### Bargain

The skill of obtaining something for an agreeable price. The bargainer must state the price at which he wishes to purchase the item and, for each 2% difference between that price and the asking price, he must subtract 1 percentile from his Bargain skill. The seller will not take a loss, no matter how good the bargaining. The GameMaster usually determines the bottom-line amount secretly. By implication, use this skill in any negotiation which features an exchange of value. Combination rolls with Credit Rating, Fast Talk, or Persuade might help in bargaining. A simple bargain may be struck in a few minutes. A complex contract might take weeks, and Bargain might then work in combination with Law.

### Battle

This skill applies to tactical decisions when individuals are separated from their larger unit; this use of the Battle skill is used only in battles. Leaders use this skill to inspire, direct, and coordinate subordinates, guiding them in complex tasks and improving the effectiveness of the group as a whole. The character with this skill compels his followers to obey, not out of fear, but out of personal loyalty and commitment.

### Battlefield Tactics

Battlefield Tactics involves leading formations of troops in the field. The skill confers advantages when two groups confront each other. Provided the character knowing Battlefield Tactics has been able to survey the battle area and has enough information about the opposition, he will be able to make a Battle Plan. If successful in his skill roll, all those under his command have an advantage in the first round of their attacks. This bonus is available to each PC and NPC whom he makes contact with and who can attack the foe. Some in the group may enjoy this first round attack bonus later on if they are not committed to battle from the first (according to the Battle Plan). Initial attacks gain a bonus of +10%. However, a Critical Success yields a bonus of +30% to initial attacks. If both sides have leaders with the skill of Battlefield Tactics, then it becomes resisted:

1. If both leaders succeed, they neutralise each other and both side use normal attack values.
2. If one side succeeds and the other fails, the successful side enjoys a standard first attack bonus.
3. If one side has a Critical Success and the other is unsuccessful, the leader has a Brilliant Plan and maximum first attack bonuses apply.
4. If one side has a Critical Success and the other an ordinary success, the Critical Success is downgraded to an ordinary success and the standard first attack bonus applies.

### Blasphemous Lore

The study of horrific occult secrets and ancient evils. A field of knowledge gleaned from the grimoires of madmen, scribbled on the walls of madhouses, and whispered in the uttermost dark of the night. The more of this peculiar knowledge your character has, the less his grasp on sanity.

### Conceal

Allows the visual covering up, secreting, or masking of an object or objects, perhaps with debris, cloth, or by making a secret panel or false compartment, or perhaps by repainting or otherwise changing an item's characteristics to escape detection. With it, a person might be secreted from sight, but could not be disguised to evade even a cursory inspection. Larger objects of any sort should be increasingly hard to conceal.

### Courtesy

Courtesy is a skill defining a knight's knowledge of courtly manners, from etiquette to matters of precedence and table manners; from modes of speech, including protocol, vocabulary, style, and forms of address, to all types of decorum appropriate to a lord's court, such as around superiors, around women, and around disfavored people. A successful Courtesy roll means that the knight performed correctly in the formal manner appropriate to the relative situation, making a suitable impression upon his audience. Courtesy is inappropriate for use with commoners. A critical success indicates great elegance and style in the performance. A fumble indicates that a silly or even offensive act occurred, with consequent humiliation. Haughty or cruel lords may become insulted and angry at characters who fumble their Courtesy roll in court, possibly with dramatic consequences.

**Disguise**

By using this skill, the character employs posture, costume, voice, and other tricks to seem like a different person, or a different kind of person. Dim light, theatrical makeup, and significant facial alterations (a haircut or wig, false beards or a quick shave) can add up to a +25% bonus, at the GameMaster's discretion. Onlookers who scrutinize the disguised character or engage him in conversation can make and opposed Spot or Insight skill check against the character's Disguise to see through the ruse. The disguised character can use his Fast Talk skill for the opposed check if he engages the onlooker in conversation.

**Etiquette**

All social castes or special groups have their own codes of conduct, defining what is or isn't acceptable behavior. Proper dress, modes of speech, specific behaviors, and even eye contact or trials by combat can all play a part in a group's etiquette. Etiquette rolls might be required to gain an audience with an important non-player character, and should accompany any requests made of that character.

**Fast-drawing**

A technique for fast-drawing the sword and cutting at the foe in one movement. It permits the character to draw the weapon and make a strike attack in the same action at the expenditure of 1 blow. It may be used when engaged at no penalty. Both hands must be free to use this skill or a 50% penalty is applied to the hit probability. A normal miss means the sword is out but the blow missed. A Critical Failure means the sword has indeed been dropped.

**Fast Talk**

The preferred weapon of salesmen, spies, or confidence men, this skill convinces a target that what the character is telling them is true, or that he agrees with whatever the character is telling them. The target will sign the paper, ignore something suspicious, pass off faulty goods as valuable or take false facts on faith. Fast Talk is quick to use, and almost always temporary. To truly change someone's mind, the character should use the Bargain or Persuade skills. Fast Talk will not work on targets whose minds are made up; use Persuade instead.

**Faerie Lore**

Faerie Lore quantifies how much a character knows about the mysterious ways of Faerie and the invisible world of the Other Side. It may be used to identify a particular type of faerie that was sighted, to recognize a faerie encounter as such, or to aid communication with the inhabitants of the Faerie Realm. Everyone knows that whenever something uncanny occurs it is due to some faerie, and anything strange that is not immediately recognizable as the influence of faeries is quite possibly made by them as well. A Faerie Lore success reveals magical information, which the GameMaster should present in an entertaining way. However, this information may be sheer superstition, or incorrect in detail. A failure or fumble gives erroneous information. A critical success always reveals some important fact, as secretly communicated to the player of that character by the GameMaster – for example, "Lancelot realizes that the three witches are actually the mad daughters of the king."

**First Aid**

This skill represents knowledge of triage and rudimentary medical care. Use it to stop bleeding, bandage wounds and treat minor burns, set a broken limb, resuscitate someone who's drowning, or revive an unconscious person. First Aid has no effect on poisons, diseases, or subtle physical ailments. This skill takes a full combat round to perform, and cannot normally be undertaken while in the midst of combat. If the character attempting the First Aid attempt is interrupted, the GameMaster may declare that the attempt must be restarted, or that the interrupted attempt inflicts 1 point of damage upon the intended recipient. Failure in applying First Aid requires that the user wait some reasonable amount of time to try again (something new, presumably, since what was done didn't work), but another practitioner could make an attempt in the next round.

1. A success with this skill allows the user immediately to heal 1D3 hit points of a single attack or injury.
2. In the same or the succeeding combat round, a character who has just died may be returned to life if the emergency treatment raises hit points to at least +1.
3. A success with First Aid immediately awakens any victim of a knock-out attack.

Once a character has had First Aid successfully applied to an injury, further applications either of First Aid or of Medicine have no effect on that injury. A new injury would be treated independently.

**Gaming**

The Gaming skill allows the user to perform certain types of medieval play effectively and with aplomb, whether in competition or for entertainment. This skill does not include ability in physical sports such as wrestling and jousting, and has nothing to do with them. This skill covers all manner of games and diversions, from ordinary contests of chess or Roman Tabula (backgammon) to gambling contests involving cards, dice, or other games. Quick wits and decision-making are essential, and knowledge of the rules of the game and the odds involved is vital.

**Gambling**

The character can increase his chances of winning at games of chance, either honestly or dishonestly. The two forms of gambling governed by this Skill are cards and dice. To determine the outcome

of a normal round of gambling, the players with characters involved roll 1D100. High roll wins. The character(s) using Gambling Skill may increase his die roll honestly by rolling his Gambling skill and adding his score on the 1D100 roll. If his Effect Number is negative, he will reduce his score by that amount. This represents "playing the odds." If he wishes to cheat, the character simply adds his skill to the die roll. In this instance, his actions are a Hidden Thing as far as the other gamblers are concerned. But their INT CR to detect the cheating is increased by half the bonus the cheater gave himself. A cheat does not have to use his full skill when cheating. Cheating in this manner is punishable if discovered. This is assuming the other gamblers leave anything to turn over to the law. Gambling Skill may be substituted for the INT CR when trying to detect cheating. The stakes in a gambling situation vary. Since actually playing each pass of the dice or cards is boring, we recommend that one die roll give the net result of 1 hour of gambling. The players involved agree on stakes with the GameMaster. The winner of the die roll collects an amount equal to the stakes times his winning die roll, which cost is equally divided among the other gambling characters.

**Heraldry**

A knight is known by his coat of arms. When in armor, everyone looks the same, except for the coat of arms blazoned on the shield and banner. Surcoats also carry this identification. Members of families commonly display similar arms; sons often design their arms to resemble their fathers'. Quite by accident some coats of arms are similar to one another, making perfect identification difficult. Successful use of this skill indicates the character knows the members of the group or family for that coat of arms, or the several most likely holders of the arms. A critical success indicates the precise person is recognized, as well as the general group. Failure means the character has no idea who it is, and a fumble means he will not recognize it even if it is as obvious as the King, or alternately it means that he identifies the coat of arms positively, but wrongly. The GameMaster may require a Heraldry roll to see if the characters properly identify the coat of arms of someone they already know. Success means the GameMaster will state who the individual is (or at least whose shield the individual bears).

**Hide**

The art of concealing an object or oneself from view. Your character should use this skill to escape during pursuit, keep an object from easy detection, or avoid surveillance. As opposed to Conceal, Hide concerns the individual user's ability to escape detection in an unprepared position. Use this skill only in a pursuit situation, or when under surveillance or patrol. It lets the user choose objects, bushes, deep shadows, etc., in which to lurk for a while. Some sort of cover must be present. In an area being watched, the user can move while hiding. Figure the chance for successful movement by halving the Hide skill amount.

**History**

Enables a character to remember the significance of a country, city, region, or person, as pertinent. Lessen the chance if the facts are obscure. A successful History roll might be used to help identify tools, items, or ideas familiar to ancestors, but little known today.

**Insight**

The character will use this skill to evaluate another person's character, emotional state, and motives based on body language, speech patterns, and other intangible factors. Insight allows a gambler to sense a bluff, or a judge to sniff out a lie.

**Intrigue**

This skill allows one to know what is going on at court. Everyone has access to gossip, but hard work and clever conversations help to pry out the real facts. The Intrigue skill is needed to know who to ask, when to ask them, what to say to them to learn of a secret, and how to sift truth from lies. Intrigue is not used to poison people in secret, to foment rebellion, or to assassinate rivals. Such dark practices must be roleplayed, not left to random die rolls. Personal contacts cultured through long, often secret relationships can be established and maintained using this skill. Many modifiers may be applied to an Intrigue roll. For instance, trying to find out secrets in a castle whose entire staff has been briefed on a plan, and who agree with its intent, likely imposes a negative modifier. A resident who is sympathetic because both he and the characters are from the same homeland, on the other hand, might give a positive modifier. A normal castle or court situation, with nothing unusual going on, gives no modifiers. Success with Intrigue indicates that the character learns something true and probably useful; a critical success indicates he learns a special and important fact known only to the direct participants (perhaps a fact overheard at a critical juncture, or seen by accident, or discovered in a lost note). Failure indicates nothing new was learned, while a fumble means that a close contact lies, or is thought to have lied, to the character. The GameMaster can exploit this uncertainty at his leisure.

**Intimidation**

Intimidation is threatening others so that they do the character's bidding. In effect, he "flexes his muscles" and carries "a big stick", or rather, he seems to be doing that, which makes others apprehensive and compliant. Failure to intimidate can backfire and bring aggressive reactions.

**Jump**

A character may jump horizontally to cross a wide chasm or hole, or vertically up or down. Both types of jump require a DEX roll. Encumbered characters who are jumping suffer the usual modifiers to DEX. As well, a jump may have a modifier for difficulty assigned to it, based on the distance in yards. (This is intended to make

certain jumps impossible, as they should be.) For simplicity's sake, a jump's distance imposes a -3 modifier per yard of distance beyond the first. For this purpose, treat each fraction of a yard as a full yard. Assume that a horizontal leap also has a vertical component equal to half its length, but this imposes no further penalty. Thus, for example, a 1-yard-high wall imposes no modifier to DEX for jumping (most relatively fit people can jump that high without much trouble), while a 7-foot-high wall imposes a -6 penalty to DEX (round to 3 yards, with a -3 penalty for each yard beyond the first). A 9-foot-wide ditch imposes a -6 penalty to DEX for characters trying to jump across, making the jump difficult, yet possible for an agile character. A moat 22 feet across imposes a -21 modifier (round to 8 yards, with a -3 penalty for each yard beyond the first) – it is simply too wide ever to jump. Keep in mind that realism should always assert itself in these situations: No human can cleanly hurdle a 10-foot wall, for example, even with a critical success, but a fit person can capably jump up and haul himself to the top.

#### Law

Represents the chance of knowing pertinent law, precedent, legal maneuver, or court procedure. The practice of law as a profession can lead to great rewards and political office, but it requires intense application over many years. A high Credit Rating is crucial to it.

#### Library Use

Library Use enables a character to find a given book, scroll or reference in a library or collection of documents, assuming that the item is there. Each use of this skill marks four hours of continuous search. A character rarely gets more than two tries per day. This skill can locate a locked case or rare-book special collection, but Fast Talk, Persuade, Bargain, Credit Rating, a bribe, or special credentials might be needed to get at the books.

#### Listen

Measures the ability of an investigator to interpret and understand sound, including overheard conversations, mutters behind a closed door, and whispered words in a tavern. Use this skill to see if a noise wakes a sleeping character, or to see if the character can recognize a specific sound or voice. The normal range for hearing a human voice speaking at a polite volume is 15 yards—louder voices will carry farther and quieter ones will have a shorter range.

#### Occult

This skill represents an individual's historical knowledge of occult practices and lore. Use of this skill enables a character to recognize occult paraphernalia, jargon, and philosophy, as well as to identify various occult texts and codes. Reading and understanding certain works can yield skill in this area.

#### Persuade

The tool of priests, lawyers, and politicians, this skill convinces a target that a particular idea or belief is right, correct, or otherwise acceptable. It can be used to make reluctant listeners take action or grant a request. Persuade attempts can employ Socratic logic, structured debate, fiery oratory, empathy, or brute intimidation. Like Fast Talk, the truth of the matter has no bearing on the use of this skill. Unlike Fast Talk, the effects of successful persuasion last indefinitely, until a second Persuade attempt or undeniable circumstances batter down the target's convictions.

#### Read

Several esoteric forms of writing exist in *Chivalry & Sorcery*, each generally known only to initiates of ancient lore. They are generally used not for messages or books, but for documenting magical powers; they often serve as foci for spells and rituals. Latin is the closest equivalent to modern writing, and even that tongue is rarely encountered except within the church. Otherwise, characters might encounter symbols written on sticks, on stone menhirs, or inscribed over mysterious cave mouths. This skill is specific for each individual type of symbol; characters with this skill should choose a written "language". Most characters, even scholars, are familiar with only one form of written symbols; if a character wishes to know more than one kind of symbol, he must record and develop each type as a separate Read (symbol) skill.

#### Recognize

Not everyone is adept at putting names to faces – or, in *Chivalry & Sorcery*, faces to coats of arms. When people mingle at court, there may be hundreds of nobles and knights, along with thousands of servants and commoners. In such a crowd, the character might see someone or perhaps even be introduced, yet forget him almost immediately as one among many. Likewise, after viewing several hundred young knights at a tourney, the character might find that all but the best tend to blur into one indistinct figure. Recognize lets the character put together clues – a face with a jousting style or some distinctive feature, for example – that help identify a person. However, the character must have reason to recall facts about that person at all. Thus, if he'd never seen or heard of someone before, even a critical success would not help; it is impossible to use this skill to learn something about a complete stranger. On the other hand, the GameMaster may have the character make a Recognize roll, and might also assign a positive modifier to the skill if the personage is actually an unrecognized acquaintance. A successful Recognize roll indicates that he remembers a character and recalls everything he knows about him. A critical success means that he recognizes a person even if he is in disguise. A failed roll indicates that he doesn't remember this person. A fumble indicates that he thinks he recognizes him, but the GameMaster can give a false (or true information if that might be misleading...); a character who fumbles a Recognize roll is thus always unsure about his identification.

#### Religion

This skill quantifies what a character knows concerning the beliefs, rites, sacred calendar, and practices of a religion. It also indicates a person's ability to follow ceremony and to do what is appropriate to his station within a sacred context. This skill is specific for each individual religion; characters with this skill should choose a religion appropriate to his culture. Most characters, even priests, are familiar with only one form of religion; if a character wishes to know more than one religion, he must record and develop each type as a separate Religion skill. For example, a character might have Religion (Roman Christianity) and, entirely separate, Religion (Wotan). Note that a high Religion skill does not necessarily indicate the strength of one's belief. Neither does it indicate the fervency of one's faith. This skill simply allows one to know the forms, ceremonies, and ideologies of a religion, as would be acquired by attending normal worship. Non-believers may have this skill for any religion. The most common religion for player knights is Christianity; many knights still adhere to Paganism, however.

#### Ride

This skill grants knowledge of the care, saddling, and handling of a specific kind of animal. Use this skill to steer a steed through special maneuvers or difficult terrain, drive it to top speed, or to keep control if the mount rears or stumbles. Should a steed unexpectedly rear or stumble, the rider's chance of remaining mounted equals his Ride. If a character falls from a mount, either because the animal has collapsed, fallen, or died, or because a Ride roll failed, he loses 1D6 hit points in the accident. A successful Jump roll saves 1D6 hit points. Wielding a weapon effectively while riding takes both a weapon skill and a Ride skill in excess of 50%.

#### Romance

A Romance roll might be required to know how to approach a woman for the first time; how to properly avert one's eyes; to properly kiss a hand, wrist, elbow, or other part of the body; and, most especially, what is the best type of present to give a lover. For a woman, this skill includes knowing when to refuse an audience, when to accept a tryst, how to say no, how to be "constructively cruel," how to tell whether entertainment is new or customary, and how a man lies. The Romance skill also concerns the practice of fine amor.

#### Throw

To have a character throw a rope to a drowning person or hurl a stunned enemy over the parapet, use a DEX roll. Success indicates that the objective was achieved. The GameMaster rules on the modifier, if any, that should be applied to the task. Throwing a heavy object at a tiny target far away might suffer a -10% modifier, while a throw from the top of a wall at a huge target below might gain a +10% modifier. Encumbrance or footing does not normally hinder a throw unless the GameMaster feels the circumstances warrant a negative modifier. The maximum range for any object that may be hurled as a weapon should be decided by the GameMaster, but should rarely exceed 20 yards.

#### Spot Hidden

The art of noticing details. This skill allows the user to spot a secret door or compartment, notice a hidden intruder, find an inconspicuous clue, recognize a horse or a disguised foe, become aware of ambushers, notice a bulging pocket, or anything similar.

#### Stealth

The art of moving without being heard, this skill allows the character to sneak through an area without drawing attention to himself. No cover is required, but a light tread, confidence and discipline are both called for. To avoid being seen while immobile, use the Hide skill.

#### Streetwise

The Streetwise character acquires expertise in making those contacts so necessary to obtaining information on who to talk to about purchasing or selling contraband or weapons, obtaining needed documents (through less than official channels) finding out who is bribable, hiring subordinates who may be on the other side of the law, obtaining a hiding place, and so forth. Success means that an NPC will be receptive and either is willing to talk or else to 'pass the message along' to someone who 'might be interested.' He might simply agree to 'keep his ears open' and let you know if 'something comes up.' A failure means just about anything, depending on the circumstances, The NPC might be unreceptive or perhaps really doesn't know the information sought. A critical failure could signify that the PC had contacted the wrong person. The local authorities might then get the word from a stoolie' that the PC is up to no good, or the local guild might decide to muscle in on the outsiders trying to operate on their turf, etc.

#### Survival

Characters with Survival expertise are adept at locating food and water, constructing or finding natural weapons and shelter, and finding their way across harsh terrain, in a wilderness. Each area provides expertise in meeting the environmental challenges and dangers unique to that environment. For example, Arctic Survival gives a character comprehensive knowledge and skill in coping with frigid weather, frostbite, making a shelter, etc.

#### Swim

This skill lets the character keep his head above water and propel himself through liquid. Swim rolls should be used for dangerous or stressful situations. Floating, dog paddling, and treading water are Automatic tasks under normal conditions and do not require skill rolls. If already swimming, the character can move 5 yards



per combat round. If foundering or drowning, the character successfully surfaces and starts treading water. If his next Swim roll succeeds, the character begins to move again. A Swimming roll also can be used to remove armor while underwater. A successful roll removes 2 points of armor. However, during this time, the character suffers drowning damage with no CON CR possible.


#### Torture

The Torture is of most interest as regards using duress to get information out of characters. The Torturer is assumed to be improvising, using his hands and available edges, points, fire, etc., to cause pain to the victim. For every turn of Torture (usually 10 minutes), the character will roll his Torture skill. 1/5 of the result is the damage done to the victim. Thus, whether the die roll fails or succeeds, the victim takes damage. When a Torture roll succeeds and the victim survives, the victim must make a FER CR or answer the interrogator's questions. He may refuse to speak if either die roll succeeds. Player Characters have yet a second way to resist Torture available. They have a special Saving Throw equal to their Level, rolled on 1d20! If the die roll is less than or equal to their Level, they may refuse to talk. In other words, Torture cannot break the will of a 20th Level character. The use of "sophisticated" equipment will give a bonus to the Torture skill. This also means that a character having no Skill but with access to a rack (+50%) or some thumbscrews (+25%), or even some boiling oil or hot irons (+10%), can try to torture a victim with

an effective skill equal to the bonus received for using the implements. Victims rendered unconscious by Torture must be nursed back to consciousness by normal means. Victims who die under the question are dead. The GameMaster will have to determine the success of giving false answers. Usually, a Non-Player Character will believe false answers if they get the same response three turns in a row. The trick here is for the victim to avoid missing his Saving Throw for those turns, lest his pain betray him into giving the right answer.

#### Tourney

This skill is used to understand the correct procedures, customs, and behavior at that spectacle of chivalrous entertainment known as the tournament. A Tourney roll is required to find out if a knight has registered with the correct person at the right time, or whether he has embarrassed himself by arriving at the last minute. A roll could be used to see if the knight understands what certain trumpet blasts at a tourney mean; a failure might indicate that he did not have his squire place his helmet and surcoat out for the helm show, or that he missed an important feast or speech. Alternately, a failed roll might mean that the knight did not know whom to address; what do upon winning a joust; or how to properly ask for, receive, or handle a lady's favor. A fumble, as with most knightly skills, is almost invariably humiliating.



## The Three Orders of Society

*"...some pray, others fight, still others work"*

*"...from the beginning, mankind has been divided into three parts, among men of prayer, farmers, and men of war..."*

These are two passages that were written at the beginning of the 11th century, the first was by Bishop Adalbero of Laon and the second by Gerard of Cambrai. The image of a tripartite society divided by function has become a hallmark of medieval history.

### Those who work

**I**n the early part of the period that this game covers, the vast majority of English men and women were peasants who were the property of their lords. There is comparatively little recorded about these people, simply because the clergy and nobility had little to say about them and they were the ones who kept written records. When the peasantry was mentioned, it was usually in relation to the obligations they owed their superiors.

Throughout the long history of medieval serfdom, the serf was required to perform labour services for his lord. This was generally in the form of farming the lord's fields and looking after his livestock amongst other duties. Although the number of days devoted to working the lord's land varied from place to place, it was usually three days a week. At harvest time, the lord would demand even more of his serfs' time. Furthermore, the serf was tied to the land. In other words the serfs were unable to leave.

With the rise of towns, the increased productivity of the land, long distance trade and the development of a money economy, more and more serfs managed to break free of this virtual slavery. What this really meant was that the peasants could now rent his land from the lord for a certain period of time. Equally importantly, with the passage of time many serfs no longer owed their lords a labour obligation. Instead they were taxed direct and indirectly on almost every task on the medieval manor.

The medieval manor varied greatly in size and could include one village, a few villages, or none at all. The land of the manor was divided into two parts: the demesne was the lord's land worked by the peasants. The other part was held by the peasants. Their plot was usually much larger based on the condition that they cultivate the lord's demesne before their own. The land itself was divided into long strips and it was entirely possible that one serf would have to work a number of different strips spread out across the manor.

The medieval estate required cooperation among all serfs since there were very few horses and ploughs. Medieval manors also had tracts of forest as well as open meadow for the grazing of cattle and sheep. Serfs and villeins could subsidize their meagre diet, which consisted largely of barley (made into either bread, porridge or soup - supplemented by a few onions, carrots or cabbages) by gathering firewood or thatch and go fishing and hunting in the forest and meadow. In England, they had to take extra care not to take or damage anything in the Royal Forest.

Life on the medieval manor was quite simple and uncomplicated. But

by the same token it was probably also dull and uninspiring. Most serfs were unable to travel outside of their home manor, without their lords' permission. Not that many would have a reason to do so as their family would all live in close proximity, since the children were expected to work for their lord from the age of 12. Nearly every day of the medieval peasant's existence was dedicated to farming arable land and so there was little time left over for things of an intellectual or cultural nature.

Of all the characteristics of medieval peasant society, none was perhaps more important than the Christian religion as practiced by ordinary men and women. Christianity was a matrix of ideas and modes of behaviour that was the medieval community. Nearly all of the important events in the short life of medieval men and women took place within the confines of the church or churchyard. A person was usually baptized within hours of birth. Men and women confessed their sins to the priest and received the sacraments of Eucharist on Holy Days. There were also feasts that accompanied baptisms and weddings that were held in the churchyard. The village priest also read messages from secular and church authorities. Popular medieval religion was shot through with rituals and symbolism. For instance, before slicing bread a woman would tap the sign of the cross on it with her knife. The entire calendar was created with reference to many Holy Days. Everyone participated in village processions and religious days.

For the most part the peasants accepted what their family, custom, and the village priest had told them. Although the mass was in Latin, the priest delivered sermons, usually on the Gospel, in the vernacular. Peasants had a strong sense of the existence of God, believing that God was directly involved in human affairs and could reward the virtuous. Of course, they believed that God punished men and women for their sins with disease, plague, poor harvest, and war. But life in the village community did entail cooperation and the values of a simple life.

### Those who fight

**T**he nobility influenced all aspects of medieval politics, economics, religion, and culture. As the second Estate, the medieval nobility had special legal status. A man who was a member of the nobility was free in his person and in his possessions. The only limitation of the nobility concerned their military obligation to their own lord. As members of the nobility, they had certain rights and responsibilities: they could raise troops and command them in the field, they held their own courts of justice and they could even coin their own money. The nobleman was the lord of all those people who settled on his land. The medieval nobility was, of course, was an Estate of warriors, - those who fight.

The nobility had a social function to protect the weak and the poor. They accomplished this with a horse and a sword, the two visible signs of their standing. They were also encouraged to display the virtues of chivalry; a code of conduct created by the clergy to curb the brutality of this order of knights.

When a young member of the nobility finally came into possession of his property, he acquired authority over land and people. The nobility rarely lived up to the standard required. The reasons for this may be that the nobility wanted immediate gratification. The problem was there were many times when the nobility were not involved in warfare either with foreign enemies or rival lords. In

other words, in times of peace the nobility needed an outlet for their warlike aggression. This came with their participation in the medieval tournament.

The medieval nobility lived without working. They also ate far better than the people under them. Their bread was made of wheat, rather than barley. They ate far more meat than the serfs as they could hunt boar and deer on their own lands. They imported spices from exotic places to flavour their food. Even salt was an expensive commodity that only the rich could afford. Wine was a far more common drink amongst the nobility than the ale that the poorer folk had to drink.

## Those who pray



At the top of medieval society was the first Estate, the clergy, those who pray. It was the village priest who was to oversee the spiritual life of his flock on the medieval manor. His duties were to administer the necessary sacraments with regularity and consistency. He was also important to absolve men and women of their sins for the act of confession. His role, then, in the medieval village was extraordinary. Of course, not all village priests were as dedicated to the holiness of their flock as they should have been. However, it was the village priest with whom medieval men and women identified the Church, its teachings, and authority.

Apart from the manor, the church was the main focus of community life. Church parishes were usually the manor villages. The parish priest was appointed by the lord of the manor and was given a house. He was obliged to carry money for alms with him, keep up the church, and provide hospitality to travellers. The priest was usually a commoner by birth, though serfs were tied to the land and were not allowed to become priests. The priest officiated at his living from the income for parish lands, fees for services, and tithe money.

Tithing was a system whereby each person was expected to give 1/10 of their earnings to support the church. The tithe income was divided up evenly between the parish priest, the church maintenance fund, the poor, and the bishop.

The chancel (where the altar is) belonged to the lord. The nave and the tower belonged to the people of the parish. Manor courts were often held in the nave, and tenants came there to pay their rent. A free meal was given to those who paid their rent. The church tower occasionally served double duty as the priest's residence and often was built to be defended in times of trouble. School was held in the church porch or in a room over it. The church's role went far beyond religion; it was the centre of village community life.

Originally, people stood in the nave to hear the church service. Pews were not introduced until the 15th century. Because few could read, Biblical stories were often acted out for the congregation in the form of miracle plays. The plays were performed in the churchyard or porch. In the 12th and 13th centuries markets were often held in the churchyard, though this practice was officially banned in 1285. A special hut, or tollbooth, housed a court that regulated the affairs of the market. In time the tollbooth became a permanent fixture of the Town Hall.

Monasteries were the other main form of church presence. They were self-contained enclaves where monks or nuns chose to live a simple life of prayer and work. At least that was the theory. In practice monks at least were often criticized for their laxity and concern with worldly matters.

Although the details of daily life differed from one order to the next, monastic life was generally one of hard physical work, scholarship and prayer. Some orders encouraged the presence of 'lay brothers', monks who did most of the physical labour in the fields and workshops of the monastery so that the full-fledged monks could concentrate on prayer and learning.

The day of a monk or nun, in theory at least, was regulated by regular prayer services in the abbey church. These services took place every three hours, day and night. When the services were over, monks would be occupied with all the tasks associated with maintaining a self-sustaining community. Abbeys grew their own food, did all their own building, and in some cases, grew quite prosperous doing so. Fountains Abbey and Rievaulx, both in Yorkshire, grew to be enormously wealthy, largely from raising sheep and selling the wool.

Throughout the medieval period the monasteries were practically the only repository of scholarship and learning. The monks were by far the best educated members of society - often they were the only educated members of society. Monasteries acted as libraries for ancient manuscripts, and many monks were occupied with laboriously copying sacred texts (generally in a room called the scriptorium). In the areas where Celtic influence was strongest, the monks created "illuminated" manuscripts; beautifully illustrated Bibles and prayer books with painstakingly created images on most pages.

The abbey was under the authority of an abbot or abbess. The abbot could be a landless noble, who used the church as a means of social advancement. Under the abbot was the prior/prioress, who ran the monastery in the absence of the abbot, who might have to travel on church business. There could also be a sub-prior. Other officers included the cellarer (in charge of food storage and preparation), and specialists in the care of the sick, building, farming, masonry, and education.

One of the main sources of revenue for monasteries throughout the medieval period was pilgrims. Pilgrims could be induced to come to a monastic house by a number of means, the most common being a religious relic owned by the abbey. Such a relic might be a saint's bone, the blood of Christ, a fragment of the cross, or other similar religious artefact. The tomb of a particularly saintly

person could also become a target for pilgrimages. Pilgrims could generally be induced to buy an insignia to prove they had visited a particular shrine. Some popular pilgrimage centres built hotels to lodge pilgrims. The George Inn in Glastonbury is one such hotel, built to take the large number of pilgrims flocking to Glastonbury Abbey.

## Social Class

In *Chivalry & Sorcery* every character is assigned a position in society which will affect the manner in which he may behave and the goals which he can achieve. As a campaign game, *Chivalry & Sorcery* attempts to simulate the features of a feudal society. Feudal societies are marked by a fairly rigid social structure, but for enjoyable play some flexibility is built into the campaign to permit the player-characters to advance in social rank. Initially, one's social class, his opportunities for advancement, and his ability to influence others are determined by the rank and position of one's father (or mother, if illegitimate and unacknowledged).

In *Chivalry & Sorcery*, Mankind is the dominant race and human culture the dominant culture in the world. When using this section to provide a background for medieval miniatures campaigns, only the Human Society section is employed. Fantasy campaigns will employ the "special" sections to determine the ranks of Elves, Dwarves, Hobbits, and Monsters in their own social orders.

All determinations for Social Class are made with a set of percentile dice.

### Human Society

Human characters will determine the social class of their fathers, their sibling rank within the family, their status in the family, and the vocation of their fathers.

### Fathers Social Class

A human character is born into the social class of his father, if legitimate. If illegitimate and unacknowledged, a character assumes the class of his mother and her father.

1-20	= Serf
21-40	= Yeoman
41-60	= Townsman
61-80	= Guildsman
81-99	= Noble
100	= Royal

### Sibling Rank

From 1 to 6 children are assumed to exist in an average family. The eldest son inherits all of the family's property or business, titles, and wealth if the father dies (daughters inherit in order of sibling rank if there are no sons). Other members of the family receive a modest bequest of 10% of the estate, divided between them equally. If a character is an acknowledged bastard, he has full claim on the estate; if unacknowledged, he has no claim and may find himself in trouble if he even mentions his father's identity publicly.

1-20	= Bastard
21-35	= 6th Son/Daughter
36-50	= 5th Son/Daughter
51-65	= 4th Son/Daughter
66-75	= 3rd Son/Daughter
76-85	= 2nd Son/Daughter
86-95	= 1st Son/Daughter
96-00	= Inheritor

There is a possibility that a bastard son or daughter will be acknowledged by the father. An acknowledged bastard had full legal status in the feudal society. He could claim the rank and the prerogatives due to him as his father's son and, if noble, has right to bear the family coat of arms marked with a baton sinister. He could make full use of his father's influence as well. But he would inherit only when all of the legitimate offspring were dead, although he could expect some provision to be made for him out of the estate.

A Royal Bastard who is acknowledged by the father (check Royal Family Table to determine the father's identity) has status to burn. If he is a son of the King he will be granted lands equal to those of a Bannerette or Baron. Otherwise, he will be either a squire or a novice in the Church. Females will be made Ladies in Waiting at Court or married off to Influential Barons.

Serf	= Never Acknowledges.
Commoner	= Acknowledges on 1-15%.
Guildsman	= Acknowledges on 1-20%.
Nobleman	= Acknowledges on 1-25%, so long as no Prime Requisite is below 8.
Royal	= Acknowledges on 1-10%, but on a result of 11-50%, mother is noble and the bastard is known to have a "trace of royal blood."

### Status In The Family

There is sometimes a possibility that a son or daughter does something that brings disgrace to the family. Since honour is paramount in importance, Father will "take steps" to ensure there will be no reflection on the honour of the family.

A "good" son or daughter is welcome to stay as long as he/she wishes. A modest monthly allowance is provided, if possible, and Father will assist his offspring to attain his/her ambitions.

A "credit to the family" fulfills the parents' expectations but must, for various reasons, set forth in the world to win fame and fortune. Father will assist in the obtaining of a suitable position or marriage, however. Noble children remain in the family, especially if male and potentially good fighters.

"Black Sheep" have disgraced the family name and are kicked out of the household without ceremony or hesitation. Generally, there are bad feelings on both sides and the offspring may even work against his Father's interests to further himself.

- 1-25 = A "good" son or daughter
- 26-75 = A "credit to the family"
- 76-00 = Black Sheep

**Royal Rank**

The Royal Family is the most powerful and prestigious family of the nobility. Whether related by blood or by marriage a character who is born to a close relationship to the King has a decided advantage with respect to advancement in society. Members of the Blood Royal are always under escort by Knights of the Household and will have free access to the person of the King unless they are currently out of favour. All other relatives of the King will tend to be favoured unless they are also political rivals of the King or are out of favour.

**1. Family Relationship of Parent**

- 1-70 = Cousin of the King
- 71-75 = Brother-in-Law of the King
- 76-85 = Uncle of the King
- 86-90 = Father-in-Law of the King
- 91-92 = 6th Prince/Princess
- 93-94 = 5th Prince/Princess
- 95-96 = 4th Prince/Princess
- 97 = 3rd Prince/Princess
- 98 = 2nd Prince/Princess
- 99 = Crown Prince
- 00 = His Royal Highness

**2. Father is Cousin of the King**

- 1-60 = Landed Knight
- 61-75 = Bannerette
- 76-85 = Baron
- 86-90 = Earl or Count
- 91-95 = Marquis
- 96-00 = Duke

**3. Brother-in-Law**

- 1-40 = Landed Knight
- 41-55 = Bannerette
- 56-70 = Baron
- 71-85 = Earl or Count
- 86-95 = Marquis
- 96-00 = Duke

**4. Uncle of the King**

- 1-20 = Landed Knight
- 21-40 = Bannerette
- 41-65 = Baron
- 66-80 = Earl or Count
- 81-90 = Marquis
- 91-00 = Duke

**5. Father-in-Law**

- 1-40 = Baron
- 41-75 = Earl or Count
- 76-85 = Marquis
- 86-95 = Duke
- 96-00 = King of a Neighbouring Kingdom

**6. Mother is a Princess**

There is a 25% chance that the character's mother is a Princess of the Blood. She is married to a noble of high rank or to the Prince or King of a neighbouring state:

- 1-40 = Father is an Earl or Count
- 41-60 = Father is a Marquis
- 61-80 = Father is Duke
- 81-95 = Father is a Foreign Prince
- 96-00 = Father is a Foreign King

**7. Father is a Prince**

- 5th or 6th Prince=Baron
- 4th Prince = Earl or Count
- 3rd Prince = Marquis
- 2nd Prince = Marquis or Duke
- 1st Prince = Duke
- A Prince will also hold feudal rank, with attendant holdings.

**Noble Rank**

The nobility form the privileged class in society by virtue of their military power. So the highest offices in the land, military command, and holding of fiefs are reserved to them. The titled barons, the *noblesse de race*, tend to be of long and very proud lineage.

- 1-60 = Landed Knight
- 61-70 = Bannerette
- 71-85 = Baron
- 86-95 = Earl or Count
- 96-98 = Marquis
- 99-00 = Duke

**The Chivalric Class**

The Chivalrics are the Knights, Knights-Bannerette, and lesser Barons of the land. They all have the signal advantage of having their livings and those of their immediate family, armed retainers, and servants taken care of by the production and rents of the manor.

d100	Chivalric	Holding	Status			
			Lord	Lady	Heir	Child
01-06	Knight	Interior SFMH 1	6	5	4	2
07-12	Knight	Interior SFMH 2	7	5	4	2
13-18	Knight	Interior SFMH 3	8	5	4	2
19-24	Knight	Interior LFMH 4	9	6	4	2
25-30	Knight	Interior LFMH 5	10	6	5	3
31-36	Knight	Interior Castle 1	11	7	6	3
37-42	Knight	Frontier SFMH 1	8	5	4	2
43-48	Knight	Frontier SFMH 2	8	5	4	2
49-54	Knight	Frontier LFMH 3	9	6	5	3
55-60	Knight	Frontier SK 4	11	7	5	2
61-66	Knight	Frontier SK 5	12	8	6	4
67-72	Knight	Frontier Castle 1A	13	8	6	4
73-78	Bannerette	Frontier Castle 1A	15	10	7	5
79-84	Bannerette	Frontier Castle 1B	17	11	8	5
85-89	Baron	Frontier Castle 1C	20	13	10	6
90-94	Baron	Frontier Castle 1D	21	14	10	7
95-98	Baron	Frontier Castle 1E	22	15	11	7
99-00	Baron	Frontier Castle 1F	23	15	11	7

**ROYAL BLOOD**

The Royal Family is the most powerful and prestigious line of nobles in the land. Whether related by blood or marriage, a PC born in close relationship to the King has a decided advantage. Members of the Blood Royal may always have an escort of Knights and troops of the Household Guard. They also have fairly free access to the King so long as they are not entirely out of favor. All other relations of the King tend to enjoy some Royal Favor if they are not outright political rivals or have not done some dishonorable or disgraceful act earning the Royal displeasure.

If a Character is rated as of Noble Birth but is not related to the Royal Family, the same table is used. A Landed Knight/Bannerette result = Baron of the Realm as if 41-60 were rolled on 1D100. A result of 00 = Duke with Royal Holdings!

d100	Chivalric or Baronial rank	Holding	Status
01-20	Landed Knight	Frontier Castle 1A	13
21-40	Bannerette	Frontier Castle 1B	17
41-60	Baron	Frontier Castle 1F	23
61-64	Baron	Interior Castle 2	25
65-69	Baron	Frontier Castle 2	29
70-74	Baron	Interior Castle 3	29
75-79	Count/Earl	Interior Castle 3	32
80-84	Count/Earl	Frontier Castle 3	38
85-89	Count/Earl	Interior Castle 4	45
90	Count/Earl	Frontier Castle 4	57
91	Marquis/Duke	Interior Castle 4	47
92	Marquis/Duke	Frontier Castle 4	60
93	Marquis/Duke	Interior Castle 5	63
94	Marquis/Duke	Frontier Castle 5	77
95	Count/Earl*	Interior Castle 1A**	16
96	Count/Earl*	Interior Castle 1C**	23
97	Count/Earl*	Interior Castle 1E**	25
98	Count/Earl*	Interior Castle 3**	28
99	Duke*	Interior Castle 5**	63
00	King*	Interior Castle 6 & Frontier Castle 6	75

\*If a member of the Royal Family; Nobles are Marquis/Duke with Frontier Castle 5, as in 94.

\*\*Held directly from the King for life. These are Royal Castles. The personal holdings of the brothers are equivalent to those of a lesser Baron. To be blunt, the King assures himself that revolt is not going to succeed easily: the Royal Castles are still held by Royal Constables, even if the Princes of the Blood enjoy the revenues.

**Guild Rank**

The Guilds dominate the social, political, and economic life of the towns. Most Guildsmen tend to be employees, but some of them are business owners of wealth and influence. All political offices in the towns are held by Guildsmen. The Guilds are very independent and proud, and their economic power gives them a voice in the halls of government. While the Guilds tend to become allied with the Crown and cooperate with each other in undermining the overbearing power of the nobility, they are intensely jealous of each other as well.

Depending upon one's Guild and Specialization within the Guild, a Guildsman has a definite and secure place in the social order. This factor is reflected in the order in which the various crafts and professional Guilds are listed, with precedence from top to bottom in each list, and also within each Guild.

**1. Type of Guild**

- 1-65 = Father is in a Craft/Trade Guild
- 66-00 = Father is in a Professional Guild

**2. Father's Guild Rank**

- 1 = Guild Master
- 2-20 = Syndic (Guild Councillor)
- 21-50 = Master (business owner)
- 51-00 = Journeyman (employee)

**3. Craft Guilds and Trade Guilds**

- 1-10 = Merchants' Guild
- 11-12 = Banker's Guild
- 13-17 = Goldsmiths' & Silversmiths' Guild
  - 1-10 = Appraiser
  - 11-20 = Jewel cutter
  - 21-50 = Goldsmith
  - 51-00 = Silversmith
- 18-20 = Perfumers' guild
- 21-30 = Clothiers' Guild
  - 1-20 = Tailor
  - 21-40 = Dyer
  - 41-80 = Weaver
  - 81-00 = Tanner
- 31-33 = Glassblowers' Guild
- 34-60 = Builders' Guild
  - 1-10 = Architect
  - 11-30 = Stonemason
  - 31-70 = Carpenter
  - 71-00 = Bricklayer
- 61-65 = Shipbuilders' Guild
  - 1-10 = Naval Architect
  - 11-20 = Shipbuilder
  - 21-70 = Shipwright
  - 71-85 = Sailmaker
  - 86-00 = Cordage Maker
- 66-70 = armorer's Guild
- 71-75 = Foundry Man's Guild
- 76-80 = Chefs' Guild
  - 1-20 = Maitre Chef
  - 21-90 = Chef
  - 91-00 = Cook
- 81-85 = Cabinetmakers' Guild
  - 1-25 = Cabinetmaker
  - 26-50 = Joiner
  - 51-00 = Millwright
- 86-00 = Artists' & Entertainers'
  - 1-10 = Artist
  - 11-20 = Poet
  - 21-55 = Troubadour
  - 55-60 = Sculptor
  - 61-70 = Dancer
  - 71-80 = Jongleur
  - 81-00 = Musician

Ship Man's Guild: If a coastal town is the birthplace of the character, there is a 1-35% chance that his father is a seaman:

- 1-10 = Ship's Captain
- 11-20 = Navigator/Mate
- 21-30 = Ship's Cook
- 31-00 = Sailor

**4. Professional Guilds**

- 1-10 = Guild of Barristers & Solicitors
  - 11-40 = Guild of Scholars & Scribes
    - 1-5 = Sage (at a University)
    - 6-10 = Scholar (at a University)
    - 11-30 = Interpreter
    - 31-35 = Astronomer/Astrologer
    - 36-40 = Mathematician
    - 41-45 = Botanist/Zoologist
    - 46-90 = Scribe/Accountant
    - 91-00 = Paper & Ink Maker
- There is a 25% chance of a Royal appointment in the Bureaucracy.
- 41-45 = Guild of Arcane Lore
  - 46-55 = Guild of Physicians
    - 1-40 = Physician
    - 41-00 = Apothecary
  - 51-60 = Guild of Military Engineers
  - 61-75 = Guild of Beggars & Thieves
  - 76-00 = Guild of Mercenaries
    - 1-10 = Mercenary Captain
    - 11-30 = Mercenary Sergeant
    - 31-70 = Mercenary Man-at-Arms
    - 71-00 = Mercenary Crossbowman

**Townsmen**

Townsmen tend to be tradesmen. Most are employees of Master tradesmen and small business owners, but some are shopkeepers or self-employed businessmen. This class is characterized by an almost arrogant sense of smug superiority over the "hicks" of the surrounding countryside. A close look reveals that they are not much more knowledgeable or travelled than the folk of the countryside. They are aware of their social and political independence from feudal obligation, as many of the towns are **chartered** by the Crown and have no feudal suzerain except the King. Thus they may show the customary respect toward the nobility but are not in awe of them.

- 1-90 = Self-Employed (Master)
- 41-00 = Employed

Self-employed townsmen own their own shops or conduct small businesses. If an employee result oc34 curs, the father of the character is in a position that resembles a Journeyman in a Guild. If a self-employed Father obtains a servant result, roll again.

- 1-5 = Innkeeper
- 6-10 = Brothel keeper
- 11-15 = Blacksmith
- 16-20 = Baker
- 21-25 = Butcher
- 26-30 = Barber
- 31-35 = Cobbler
- 36-40 = Cartwright
- 41-45 = Ealhordan (Beer Peddler)

- 46-50 = Greengrocer
- 51-55 = Higler/Tinker/Peddler
- 56-60 = Miller
- 61-65 = Miner
- 66-70 = Moneylender
- 71-75 = Ostler
- 76-80 = Tinker
- 81-00 = Servant

**Yeomen**

Yeomen are freemen of the countryside. While many hold their own lands, some have taken service with a local nobleman and wear his "livery." They traditionally look to the nobility for leadership and are intensely loyal to their liege lords.

- 1-50 = Yeomen of the Countryside
  - 01-50 = Freehold farmer
  - 51-65 = Freehold Stockman
  - 66-70 = Freehold Miller
  - 71-85 = Forester/Fisherman
  - 86-90 = Cartwright
  - 91-95 = Carpenter/Mason
  - 96-00 = Rural Innkeeper
- 51 = 00 Yeomen in livery
  - 1-8 = Blacksmith
  - 9-15 = armorer
  - 16-20 = Animal Trainer
  - 21-25 = Falconer
  - 26-30 = Cook
  - 31-40 = Forester
  - 41-90 = Man-at-Arms
  - 91-00 = Skilled (Check Guilds men & Townsmen for type. 1-60 = Townsman, 66-00 = Guildsman type.)

**Serfs**

Serfs are bound to the land and are not free to leave it except by permission of their lords. Any character born into serfdom may be accepted into a higher form of vassallage by his lord (eg: as a free Man-at-Arms), but generally he has to make his escape to the town. Once inside a town, he will be safe from apprehension. In a year and a day he may present himself to the town magistrate to be declared a free man. After that, he is his own man and need not fear being returned to his lord.

- 1-50 = Farmer
- 51-75 = Herdsman
- 76+ = Castle Servant:
  - 76-80 = Ostler
  - 81-82 = Blacksmith's Assistant
  - 83-84 = armorers Assistant
  - 85-86 = Animal Trainer's Assistant
  - 87-90 = Cook's Assistant
  - 91-92 = Carpenter
  - 93-00 = Servant

**Elves**

The Elves have a social order very similar to that of Mankind, except that no Elf is ever a serf or townsman. For the rank of an Elvish character in Elvish lands, check the human social tables:

- 1-75 = Yeoman
- 76-90 = Guildaman
- 91-00 = Noble

High/Grey Elves, unlike Wood Elves, or what peasants call the Fey - Brownies and the like, are always of titled rank and are treated as such both in their own lands and in the lands of all other races. Wood Elves are accorded Knightly status, and titled Wood Elves are recognized as having equivalent status in human lands.

**Dwarves**

The Dwarves have a social order which is highly tribal in nature. All Dwarves of a particular Polk are vassals of their king. A Dwarf is invariably a craftsman or a professional in Dwarvish lands, and all members of the nobility are Magick Users of the Artificer Class: In human lands, Dwarves are regarded as commoners and often are snubbed. Even nobles are not always recognized as such. However, Dwarves and Hobbits always recognize the true social rank of a Dwarf.

			Status	
<u>d100</u>	<u>Dwarvish rank</u>	<u>Holding</u>	<u>Father</u>	<u>Child</u>
01-90	Guildsman: Roll for Guild	Guild Rank	Guildsman	Guildsman
91-95	Earl: Commander of the Host	Host of 1000	25	12
96	Earl: Cousin of the King	Host of 1000	30	15
97	Earl: Brother-in-Law	Host of 1000	33	16
98	Earl: Uncle of the King	Host of 1000	38	18
99	Earl: Brother of the King	Host of 1000	50	25
00	His Royal Highness	Polk of 25000	100	50

**Hobbits**

Hobbits are "commoners" and are checked on the human social tables:

- 1-75 = Yeoman
- 76-85 = Townsman
- 86-00 = Guildsman

Hobbits are accorded equivalent ranks in Human, Elvish, and Dwarvish lands. However, because of their smallish size, Men do not take them as seriously as they might.

**Goblin Races**

Goblin society is structural along the lines of a military raiding

party, with ranks and racial type determining status:

<u>di00</u>	<u>Goblin rank</u>	<u>Holding</u>	<u>Status*</u>
01-50	Warrior	none	0
51-70	Commander-of-10	unit of 10	2
71-85	Commander-of-20	unit of 20	3
81-95	Commander-of-100	unit of 100	5
96-99	Warband Leader	unit of 500	12
100	Warlord (King)	unit of 5000	30

\*Increase status in Goblin society by +1 every experience level gained. Also add the following values for Goblin racial type:

- Kobold: +0
- Goblin: +1
- Orc: +2
- Uruk-Hai: +7
- Hobgoblin: +10

Advancement in the Goblin society is strictly on merit-- that is, a PC has to eliminate his superior without appearing to be indulging in open mutiny. This means assassination or duels of honour are in order.

**Giant Races**

Strictly speaking, Trolls do not have a society as such. However, when associated with Goblins, they tend to assume command.

<u>di00</u>	<u>Troll rank</u>	<u>Holding</u>	<u>Status*</u>
01-75	Family Group	1d6 Trolls	5
76-90	Warband	500 Goblins	12
91-00	Warlord	5000 Goblins	30

\* Increase status by +2 every experience level gained. Also add the following values for Troll racial type:

- Stone Troll: +12
- Mtn. Troll: +15
- Cave Troll: +16
- Wood Troll: +17
- Olog-hai: +20

**Inheritance**



n feudal society, the eldest surviving male inherited the bulk of the father's estates and also his titles, if any. Other legitimate or acknowledged offspring will share in 10% of the money value of the estate. Daughters inherit only when males are all dead.

The typical estate contains money and saleable "chattels" equal to 1 month of the deceased's income plus 10%-100% of 1 year's income. The inheritor of the estate receives 90% of this, the remaining 10% going to the other offspring. In addition, any lands, buildings, titles, etc., held by the deceased are now the inheritor's.

In the case of deceased characters who have acquired greater estates or who have lost portions of them as a result of game play, adjustments are made accordingly.

Most characters will have living Non-player parents. There is a 10% chance per year that a parent will die, leaving his estate to the eldest surviving son, then to the eldest daughter if all the sons are dead. The estate is usually equal to 1 month's income (see "Making a Living") plus 10% to 100% of 1 year's income. Nobles, of course, also possess manors or castles and other resources. These should be established by the GM. The same is true of Magick Users, who may have considerable magical scrolls and devices on hand.

A character's social class and his status in the family will determine his initial resources. Below are listed three categories of family status. Depending upon the social class of a character, he will have a basic percentage chance of receiving each of the benefits listed under "Good Child," "Creditable Child," or "Black Sheep."

Serf's Son:	20% chance
Yeoman in Livery's Son:	40% chance
Yeoman Freedholder's Son:	50% chance
Yeoman Petit Sergeant's Son:	65% chance
Townsmen's Son:	50% chance
Master Townsman's Son:	65% chance
Craft Guildsman's Son:	60% chance
Master Craft Guildsman's Son:	70% chance
Professional Guildsman's Son:	65% chance
Master Professional Guildsman's Son:	75% chance
Guild Syndic's or Guildmaster's Son:	80% chance
Knight's Son:	75% chance
Baron's Son:	80% chance
Titled Noble's Son:	85% chance
Royal Son:	90% chance

If a character is a daughter, her chances are 1-10% lower than a son's. If a character is an acknowledged bastard, chances are 1-10% lower than legitimate children's. First sons enjoy a 1-10% better chance than other sons. Finally, whether or not a character's horoscope is well aspected, neutral, or poorly aspected will alter the basic chance of receiving benefits:

Well Aspected (1-33):	+5%
Neutral (34-67):	no effect
Poorly Aspected (68-00):	-5%

A Good Child enjoys the maximum benefits of his/her family's financial resources and influence. Parents will use all of their

influence to obtain him/her a vocation or marriage that is appropriate and filled with good prospects. Preference will be given to the father's calling if he is a Master (owns his own business or farm) or is of Noble or Knightly rank.

Determine the parent's NPC level and BIF (roll a D10 for experience level + age of eldest child, roll a D20 for Charisma, then compute BIF. Under the direction of the Games Master, the parent then may approach desired Masters or Lords or parents of prospective spouses and act accordingly.

A Good Child also has a chance at the following finances and equipment:

1. Money equal to one month's income (30 days) of Father + a monthly allowance equal to 1 day of Father's income. If not received, a Good Child receives a Creditable Child's allotment (see below). Serfs will have an average daily income of 5CP + 1 D20CP, 73SP-365SP per year, in addition to the "living" of the family.
2. If a male, a Good Child receives one weapon (unmagical) appropriate to his class if a yeoman or townsman, two weapons if a Sergeant's son or Guildsman's son, and three weapons if of Knightly or Noble birth. Girls may aspire to a fighter's status, but no encouragement is given by the family, which prefers that girls marry and settle down to a "respectable" wifely role.
3. If a male, a Good Child receives one item of armour plus an appropriate piece of headgear: Peasants have no armour. Yeomen and Townsmen may receive soft or hard leather. Petit-Sergeants and Guildsmen may receive a brigandine (1-60) or a chain shirt (61-00). Nobles will provide a chain shirt, chain coif, norman helm, and shield to their sons.
4. A Good Child is provided with a new suit of clothes appropriate to the family's social standing. Girls may have a wardrobe equal to 1 month's income of Father if of Guild or Noble status in addition to a new outfit. Children not so outfitted will have clothes up to 50 months old (roll d100/2). Clothes more than 3 years old are becoming quite ragged.
5. First and second sons of Master Guildsmen, Knights, and Nobles may receive a horse. Guildsmen roll D6 for type of horse, Knight's sons roll 2D6+1, and Titled Noble's sons roll 3D6. Royal sons (all of them) roll 3D6, with results under 10 = 10.
6. A girl, if the eldest, receives a dowry of 7-12 weeks (49-84 days) of Father's income. Other daughters receive a dowry equal to 1 month of Father's income.

A Creditable Child also enjoys the maximum benefits of his family's financial resources, but only 1/2 of the parent's BIF when obtaining a suitable vocation or marriage. In addition he may look forward to:

1. Money equal to 5D6 of Father's daily income + a monthly allowance equal to 1 day of Father's income for the first year the character is on his/her own. If not received, character is given 3136 of Father's daily income.
2. If a male, a Creditable Child receives one weapon appropriate to his class.
3. A Creditable Child receives a suit of clothes 6-36 months old. Children not so outfitted will have clothes up to 50 months old.
4. A girl will receive a dowry equal to 1 month of Father's income.

A Black Sheep is firmly shown the door and is bidden "never to darken this house again" with his presence. The family will do nothing to exert its influence on the character's behalf.

1. Money equal to 7 day's of Father's income is stolen by the Black Sheep before he leaves. One week's food is also taken.
2. The Black Sheep has a suit of clothes up to 50 months old.
3. Sons or Daughters of Guildsmen and Nobles are paid a monthly allowance of 1 day of Father's income to stay away. The allowance ends forever if the child returns to the region. (Black Sheep of rank are "remittance men.")
4. Unless of noble rank, legitimate Black Sheep are disinherited and cannot succeed to their Father's titles or lands unless Royal Favour is obtained.

Bastards have very different prospects, depending upon whether they are acknowledged or unacknowledged. An acknowledged bastard has the same chances as a "Good" or "Creditable" child. If he is a "Black Sheep," however, he receives only what an unacknowledged bastard receives. An unacknowledged bastard resides with his mother, who is a "fallen woman." In the case of Nobles and Guildsmen, she has been quickly married off in an attempt to preserve her family's honour and reputation; the marriage is usually to a person of roughly comparable rank, but is not especially advantageous. In the case of mothers of lesser rank, they were cast from their homes in disgrace and make out as maidservants, beggars, thieves, or women of "ill-repute."

Unacknowledged bastards have a suit of clothes no less than 10 months old and up to 50 months old. They have managed to acquire by means which are, shall we say, quite disreputable 3D6 in silver (SP) and have stolen a dagger for a weapon. Such characters will find it difficult (-20% when using influence) to obtain a

legitimate position with a Master or Lord, but will have a +20% chance of being accepted into the Thieves and Beggars Guild upon applying to the Guildmaster for admission.

An acknowledged bastard is in "line of succession" to his father's estates and will inherit all titles, properties, etc., if all legitimate children are dead - provided he is not a Black Sheep. An unacknowledged bastard inherits nothing, unless his mother has had no legitimate children.

Although title usually passes to male children, a noblewoman may inherit lands if she has the luck, courage, and political acumen to survive the succession. In this case, she inherits the family's titles, rights, and powers.

Since most noblewomen are not trained in the ways of war, one who fails to inherit lands usually can't win her own by impressing a lord with swordplay. If she is not an heir, a noblewoman's title and position come from her husband; she is lord over no lands and cannot have vassals. She can settle for simply being a good wife and mother, or she can exert power behind the throne of her husband. However, she may make an outright bid for her husband's lands if he's away for an extended time, or if he dies leaving no heir or one who is too young to fight.

Female lords can be formidable, for while their brothers were learning swordplay, they were becoming skilled in the arts of diplomacy and conversation, reading and writing, and foreign languages. By the law, however, noblewomen have the right to lead armies and go on crusades.



## Marriage & Inheritance

Marriage is a sacred and legal institution that is supposed to secure certain inheritance rights for all members involved. It is sanctioned and blessed by the Church, and is recognized by all government authorities. Divorce is not allowed.

Note that there are absolutely no emotional requirements for marriage. It is an entirely political act, with little care evident for individual feelings. Thus it is not surprising that both men and women seek love, emotional expression, and satisfaction in extramarital affairs. These affairs eventually acquire unofficial sanction in the Courts of Love, wherein the art of fine amour is developed and exercised.

## Rules of Marriage

In marriage, a woman leaves her blood relations and takes up residence with her husband, thereby joining herself and her children to his family. A critical function of marriage is to produce an heir (a son being vastly preferable) who will obtain control of the properties of both father and mother, as ordained by law.

Marriage is a legal institution, and children born to a legally married couple are legitimate, or "within the law," and can inherit things without problem or question. Children born outside of wedlock are illegitimate, commonly called bastards (see Illegitimacy, below). Marriage also serves to increase property holdings, and is thus usually arranged for political ends; on rare occasions, however, it serves emotional needs as well.

In general, marriage and love are entirely separate matters for most medieval couples. Many marriages are arranged, and some couples see each other for the first time on their wedding day. The occasional happy marriage inspires bards to write poetry, spiteful overlords to become jealous and cruel, and other lovers to take heart. Most, however, are not so loving.

Marital fidelity was a constant issue in the Middle Ages. The desire for the lord to maintain his bloodline demanded complete fidelity from his wife, and fearful punishments could be invoked upon her for having a lover. Churchmen, themselves servants of a jealous Father God, thundered constantly about chastity from their pulpits. Undoubtedly, most women followed the social norm and remained faithful to their loveless marriage, just to keep things simple and safe.

Such fidelity was not expected, however, or at least not as expected, from married men. The now-infamous "double standard" was in its heyday. Women could be murdered for having a lover, but men were, in some circles at least, admired for their capacity to engender children upon numerous women.

## Illegitimacy

Many children are born out of wedlock. Noblemen seem especially subject to propagating this vice. Their partners are sometimes called lovers, concubines, courtesans, or paramours, and are frequently of a social class significantly lower than that of the nobleman.

Children of such issue are illegitimate, or, basely said, "bastards." The issue is not one of knowing one's father or not. Often the children know quite well who their father is, but because they were born outside of marriage they have fewer rights than legitimate children. Most importantly, illegitimate children have no rights to inherit any property from their father.

Illegitimate children can be legally adopted and therefore allowed to inherit, but only if no legitimate children are living. Even then, other kinsmen close to the deceased father can challenge their rights.

Noblemen, at least the truly honorable ones, often provide for their concubines after they are dismissed. Sometimes such women are married off to one of the noble's retainers as a reward for his loyalty. The women might even receive valuable properties to be passed on to the bastard afterwards. Noble fathers often keep half an eye on their illegitimate sons, too, and might even use their own influence to help their unacknowledged children advance in station beyond their mother's class. This influence may be quite overt. In many cases, illegitimate sons help their legitimate brothers as loyal, reliable retainers.

## Divorce

Divorce is the dissolution of the sacred bond of matrimony. It is a legal matter, but more importantly a religious one. However, the parts are so bound together that no one in the Middle Ages ever gets a legal divorce without Church approval. (That doesn't occur until Henry VIII.)

Divorce is allowed only in cases of adultery and consanguinity. Adultery means the woman had or has a lover; the term is never applicable to men. Occasional annulments are granted on grounds of consanguinity - i.e., the person whom you married is more closely related to you than you originally believed. In general, marriages between any persons more closely related than third cousins are prohibited. Proving consanguinity is an expensive and laborious option, usually available only to kings or others who can afford the immense cost of pontifical procedure.

## Social Status

All characters whether player or non-player types, have a social status. That status depends initially upon the status of one's father (and mother too, if she is of noble blood), but it may be modified by one's own deeds and experiences. Add +1 status point for each.

Social Class	Rank in Social Class	Status
SERF	Born Serf	0
YEOMAN	Born Freeman	2

TOWNSMAN	Born Freeman	1		KNIGHT	Baronette	+8	
TOWNSMAN	Born Guildsman	2		KNIGHT	Landed Knight	+10	
KNIGHT	Gentle Birth	5	Father Is a Knight or Baronet	KNIGHT	Bannerette	+15	
NOBLE	Noble Birth	7	One parent is of the noblesse de race	KNIGHT	Baron of the Realm	+20	
NOBLE	Noble Birth	10	Both parents are of the noblesse de race	NOBLE	EARL	+30	1 Royal Favour/yr.
ROYAL	Royal Birth	15	Royal Parent	NOBLE	COUNT	+30	2 Royal Favours/yr.
BASTARD	Acknowledged	-	Parent's rank - 1	NOBLE	MARQUIS	+35	3 Royal Favours/yr.
BASTARD	Unacknowledged	-	Parent's rank - 2	NOBLE	DUKE	+45	4 Royal Favours/yr.
In addition to one's basic status in society, there are bonuses to be added for the position one personally holds in the feudal hierarchy. No more than one of the following bonuses may be added to the basic status (except sibling class.)				ROYAL	PRINCESS	+20	2 Royal Favours/yr.
				ROYAL	PRINCE	+20	3 Royal Favours/yr.
				ROYAL	CROWN PRINCE	+20	3 Royal Favours/yr. (G.M. of Silver Plume)
				ROYAL	QUEEN	+35	5 Royal Favours/yr.
				ROYAL	KING	+60	
<u>Social Class</u>	<u>Rank in Social Class</u>	<u>Status</u>		ROYAL FAMILY	Variable	-	All members of the Royal Family receive 1 extra Royal Favour/yr. in addition to any basic Royal Favours given them.
SIBLING	1st Son	+1					
SERF	Field Serf	0					
SERF	Castle Serf	+1					
YEOMAN	Freeman	+1					
YEOMAN	Freeman in Livery	+2		CLERGY	Novice	+1	
YEOMAN	Archer (Longbowman)	+3		CLERGY	Reader	+2	
YEOMAN	Man-at-Arms	+2		CLERGY	Deacon	+3	
YEOMAN	Freeholder	+4	There is a 30% chance that a "Freeholder" has feudal service (Petit Sergeantry) and 15% as a Sergeantry-at-Arms.	CLERGY	Postulant	+4	
				CLERGY	Priest	+5	
				CLERGY	Curate	+6	
YEOMAN	Petit Sergeant	+5		CLERGY	Chaplain	+6	
YEOMAN	Sergeant-at-Arms	+6		CLERGY	Rector	+10	
TOWNSMAN	Peddler, Unskilled	+1		CLERGY	Rural Dean	+15	
TOWNSMAN	Apprentice Tradesman	+1		CLERGY	Canon of a Cathedral	+15	
TOWNSMAN	Journeyman Tradesman	+2		CLERGY	Archdeacon	+20	
TOWNSMAN	Master Tradesman	+3		CLERGY	BISHOP	+40	2 Royal Favours/yr.
TOWNSMAN	Innkeeper	+3		CLERGY	ARCHBISHOP	+50	3 Royal Favours/yr.
GUILDSMAN	Apprentice	+1		CLERGY	PRIMATE	+60	4 Royal Favours/yr.
GUILDSMAN	Journeyman	+3		CLERGY	CARDINAL	+65	
GUILDSMAN	Master	+4		CLERGY	POPE	+70	
GUILDSMAN	Syndic	+6	Merchants add +7; Bankers +8	MONK	Lay Brother (Conversi)	+2	
GUILDSMAN	Guild Master	+7	Merchants add +9; Bankers +10	MONK	Brother	+4	
PROFESSIONAL	Apprentice	+1	For each rank, the following add to their basic status: Lawyer +1; Scholar +1; Sage +2; Scribe +1; Physician +1.	MONK	Cellarer	+6	
PROFESSIONAL	Journeyman	+3		MONK	Precentor	+7	
PROFESSIONAL	Master	+4		MONK	Sacristan	+8	
PROFESSIONAL	Syndic	+6		MONK	Almoner	+9	
PROFESSIONAL	Guild Master	+7		MONK	Circatore	+10	
MAGICK USER	Shaman		Class rank +1 per Level over VIII*	MONK	Prior	+15	
MAGICK USER	Minor Arcane		Class rank +1 per Level over VII	MONK (F)	Abbot	+20	1 Royal Favour/yr.
MAGICK USER	Major Arcane		Class rank + 1 per Level over VI	MONK (F)	Knight of the Order	+8	
MAGICK USER	Mystic		Class rank + 1 per Level over V	MONK (F)	Knight-Cmdr (House)	+15	
			Note: When a Shaman of the Serf Class attains Level X, he has +10 status with Serfs.	MONK (F)	House Master	+30	
MERCENARY	Crossbowman	+1		MONK (F)	Provincial	+40	2 Royal Favour/yr.
MERCENARY	Archer (Longbowman)	+3		MONK (F)	Marshal of the Order	+45	
MERCENARY	Man-at-Arms	+2		MONK (F)	Seneschal of the Order	+50	
MERCENARY	Sergeant-at-Arms	+4		MONK (F)	Grand Master	+55	
MERCENARY	Knight-Errant	+5		VARIABLE	Unmarried Girl	-	Unmarried girls have 1/2 of their father's status so long as they remain in the home. She may count on him for Favour, except in the matter of marriage, which is his sole prerogative to arrange to his best advantage.
MERCENARY	Mercenary Captain	+9					
MERCENARY	Military Engineer		Guild rank				
KNIGHT	Squire-in-Training	+2		VARIABLE	Warrior Maid	-	A girl who leaves her father's household to take up arms achieves status as does any man. She may even be knighted. But she takes the same risks as do
KNIGHT	Squire-at-Arms	+6					
KNIGHT	Knight-Errant	+7					
KNIGHT	Knight-Bachelor	+8					

			all males--eves if she may insist on polite language in her presence.
VARIABLE	Widow	-	A Widow possesses 2/3 of her husband's status and may call upon her guardian for a favour as if she is a feudal vassal. It is her guardian, however, who administers her estate and who can marry her off at will. He may also arrange the marriages and vocations of her children, according to their rank and station. (Boys of 18 are at the age of majority, however at 18 the 1st son may inherit his portion of the estate, and the others as they gain 18.
VARIABLE	Orphan, Ward	-	An orphan or ward is under the complete control of his/her guardian. At 18 boys become of age; girls are not free to do as they like until 25.
CHIVALRY	Disgrace	-	A "disgraced" Knight loses 1/3 of his BIF until he redeems his honour.
CHIVALRY	Dishonour	-	A "dishonoured" Knight loses all of his feudal BIF until he redeems his honour.
ALL CLASSES	Royal Displeasure	-	Except for the clergy, who always labour under Royal suspicion, any member of the society who has earned Royal Disfavour loses 1/2 of his BIF when dealing with the King or the Royal Bureaucracy until his Displeasure has passed.

**Influence**

In feudal society, the "influence" that a character has will ultimately decide his destiny. Influence is the capacity of a character to win personal support from another character.

Influence is a form of currency, like gold and silver, only it appears in the form of FAVOURS and DEBTS OF HONOUR. These may be inherited or even assigned to others. Often, Favours and Debts of Honour are manifested in symbolic acts, such as the giving of an identifiable ring, sword, or other token. The pledge token is always appropriate to the station of the giver and the original receiver. Indeed, this custom seems to have been one of the origins of the Rings of Power, the power being all of the Favours or Debts owed to the bearer.

If a character succeeds in influencing another, he obtains a FAVOUR, which is the doing or refraining from doing of something. His request must be reasonable, honourable, and appropriate to both his station and that of the person he wishes to influence. Also, the request must be within the powers of the influenced person to grant without providing him with an onerous burden or expense. The request must also be acted upon within the year the influence is brought to bear.

Most Favours take the form of a petition for preferment in the matter of obtaining a fief, membership in a feudal Order grants of arms, a position in the entourage of a tenant-in-chief, employment in the Royal Bureaucracy or with some Master, and the like. Some petitions will be requests for aid or assistance. Others will take the form of a suit for the hand of a man's daughter. In short, many circumstances will give rise to the need for a Favour.

A Favour which is successfully carried out gives rise to a DEBT OF HONOUR. This is nothing more than the owing of a Favour for a Favour. However, a Debt of Honour can be carried from year to year, and it may be inherited or assigned to others. A binding obligation to honour the Debt lies upon the character's heir as well as upon himself. A Debt of Honour cannot be cancelled by the death of the one pledging it.

Favours should not be lightly sought. The character who seeks too many Favours acquires a reputation as an "upstart" or as a "danger" to the status quo. He may find that he cannot redeem his Debts of Honour because they are too many and are held by men in conflict with one another. Like any currency, an over-abundance of personal Debts of Honour may make one's word of little value. The best rule of thumb is to exercise the privilege of seeking Favour as rarely as possible. Each Favour must be returned in kind or degree. If a character is unsure of his chances of redeeming his pledges, he should not seek Favour.

**Determining One's Influence**

Influence is a nebulous thing. Normally a person would have only a vague idea of just how much influence he really possesses. In order to provide a consistent guide, use the following formula to establish the **BIF** (Basic Influence Factor) of a character. Record the BIF on his Profile sheet and make adjustments as they are necessary:

$$\text{BIF} = (\text{Charisma}/2) + \text{Social Status} + \text{Experience Level} + (\text{Honour Points}/100)$$

Suppose a character had a Charisma of 14, was a Duke with fully noble birth, and had reached level 14. He has won 375 Honour Points.  $\text{BIF} = (14/2) + (10 + 10) + 14 + 14 + (375/100) = 74$

**Temporarily Increasing One's BIF**

A character will have little chance of influencing another if his BIF is lower than that of the person whose favour he seeks. The BIF of a character may be temporarily increased if he does any of the following:

1. *Spend Gold.* If the petitioner has a lower BIF, he may increase it by 1 point for every 10 Gold Pieces x 1/2 difference between his BIF and that of the person he wants to influence. If he is higher in BIF, he may gain +1% advantage for each 100 Gold Pieces he expends on gifts and bribes, less 2 x the difference in BIF per 100 Gold Pieces spent.
2. *Call upon a Friend.* A petitioner may ask a "Friend" to support him. The Friend must always be higher in BIF and must be influenced before he will give his help. If successful, a petitioner will gain 1/2 of his Friend's BIF, and his Friend will assist him once.

**Acquiring A Friend**

A character may acquire a higher-placed "Friend" in several ways. Members of one's own family are Friends so long as the character has not disgraced or in any way dishonoured himself or his family. One's Liege Lord or Master is also a good Friend. One's companions and allies may be Friends if they are influenced on a 1 to 1 basis. There is a flat 90% chance that a Friend will support you the first time you ask him but the probability drops by 10% each time you subsequently ask for help in each yearly period. After all, Friends resent being "used." When the probability drops to 60%, a refusal means that a character cannot call upon his Friend for support for 1 to 6 months.

**Exerting Influence**

To exert influence, a petitioner will compare his Total Influence Factor (TIF) to the BIF of the person he wishes to influence. If a particular honour or some position is sought the influence factor attached to that honour or position will be added to the BIF of the person to be influenced. Three possibilities arise:

1. The petitioner has a higher TIF, with 90% chance of success.
2. The petitioner has an equal TIF, with 60% chance of success.
3. The petitioner has a lower TIF, with 50% chance of success minus 1% for each BIF of difference.

**Factors Affecting Chances of Exerting Influence**

The base percentage chance of influencing a person may be modified upward or downward, depending on the situation. The following factors may raise or lower the percentage:

1. There is a 25% chance that the petitioner or his Friend are out of favour with the person to be influenced. Being out of favour means that no favour will be granted. Disfavor may last from 1 to 6 months.
2. If in favour but the person to be influenced is of different alignment (Law Neutral Chaos) subtract 10%. This is charged against the character who is most divergent in alignment.
3. If the character is of a different political faction, subtract 20%. If he is of the same faction, add 20%.
4. If the character is of a different social class or race, subtract 10%.
5. If the character is of the same Order or Guild, add 10%.
6. A Debt of Honour may be presented to increase chances by 20%. Whether it is successful or not, a Debt is extinguished forever when it is used.
7. If dealing with an enemy, reduce chances by 25%.
8. If the character is a "foreigner" and has no Friend who is a citizen of the land in which he is dealing, reduce chances by 25%.
9. If dealing with a member of the Royal Bureaucracy in his official capacity, reduce chances by 25%. (This does not apply to his relatives and allies.)
10. If dealing with anyone who is an enemy of any relative or ally, reduce chances by 25%.
11. If the character possesses a Royal Favour, or his Friend possesses one, add 10%. But if either is under Royal Displeasure, subtract 20% for each one who is out of favour if influence is being exerted in a state with a strong central government (eg: England) and by 10% when the Crown is not overly powerful (eg: France).
12. If the character is dealing with a Lawful character of alignment 1 to 3, subtract 5% for each point his alignment is above 3.

**Concluding Alliances**

Alliances are the keystone of feudal power. However, they should not be sought lightly because of the great obligations placed upon the parties. Prior to exerting influence a character must determine the receptiveness of his potential ally:

1. Among untitled Knights and Barons, there is a basic 25% chance that any form of alliance is unacceptable at this time. Check for Disfavour. If the one seeking the



- alliance is in Disfavour, he in fact has an enemy.
2. Among titled Nobles, there is considerable jealousy and distrust, for each has his own irons in the fire and is unwilling to accept the leadership of another. There is a basic 50% chance that any alliance is unacceptable at this time. Check for Disfavour. If the one seeking the alliance is in Disfavour, he (in fact) has an enemy.
  3. If seeking to undermine an enemy alliance by wooing a member Of that alliance to one's own side, there is a 75% chance of failure. Failure alerts all of one's enemies to the plot and causes them to close ranks. This prevents any subsequent attempts in such matters for 7 months to 21 months.
  4. If a Knight or Noble of higher rank is seeking an alliance with a Knight or Noble of lower rank, he has a 10% advantage in concluding alliances with any non-aligned person.

These probabilities apply only when there is no period of Civil War. During a Civil War, "all bets are off," so to speak and the nobility will make and break alliances at will. *Chacun pour soi.*

Alliances include military treaties of offense and defense, marriages, and the placing of sons and relatives as squires in the castles of neighbours.

## Influence



ll of the offices in the Royal Bureaucracy are obtained through Influence. All high offices in each of the levels of government may be held for 1-3 years where upon there is a chance of dismissal (Influence must be brought to bear to remain). Failure to retain office means that the character has fallen into disfavour for 1-6 months.

Only those characters whose titles of office are CAPITALIZED have ready access to the King, for they are all members of the Royal Council and are the Advisors of the King.

To see the King, one must first influence the Lord High Chamberlain or one of the other Advisors. A Prince, Princess, or Queen always has access to the King, and if one influences them, they may conduct you into his Royal Presence for an audience.

To see any ranking member of the Bureaucracy, one must first overcome the resistance of the Chief Scribe, etc., of that particular official; for this official stands in the relation of a Personal Secretary and oversees all the appointments, etc., made with his Superior. Non-player characters in such positions are invariably neutral in their attitude to any petition and will not

assist a petitioner.

Most of the offices are relatively self-explanatory with regard to duties. For instance, the Sheriff of any County is charged with "keeping the King's peace" and oversees the collection of taxes and Royal revenues in his jurisdiction. Foresters are "Ranger" type characters charged with enforcing the Game Laws and patrolling the Forests and Wilderlands. A constable of a Royal Castle is a Knight placed in charge of one of the King's own holdings. And so on.

Some of the offices, especially the highest ones in the land, cannot be described in a few words. Players are advised, if they are unfamiliar with the political structures of the Feudal Period, to consult a good reference text on England of the period 1200 to 1300 A.D. for details. However, a few comments are in order here:

THE CHANCELLOR OF THE REALM occupies a position equivalent to a Prime Minister. He is the Chief Advisor to the King and heads the Civil Service. In his possession is the Great Seal of the Realm, under which are issued all of the most important documents and Royal Proclamations.

THE KEEPER OF THE PRIVY SEAL has in his possession the personal seal of the Sovereign and is charged with many of the "security" matters arising in and outside of the nation.

THE LORD HIGH CHAMBERLAIN is the "manager" of the Royal Court and sees that all matters of protocol have been observed, oversees the operations of the Royal Household, and arranges all of the Royal Audiences.

THE MARSHAL OF THE REALM is the Captain-General of the Armies of the Realm and is charged with maintaining the military security of the State.



## The Royal Bureaucracy

Level	Title or Office	Status	Rank Required	Daily Income*	Political Superior	Royal Favor	No	
<b>Parish</b>	Bailiff of the Hundred	1	Yeoman	2sp	L.H.S of Shire	None	100	
	<b>County</b> Sheriff	5	Knight	30sp	L.H.S of Shire	None	1	
<b>Shire</b>	Justice of the Peace	3	Yeoman	4sp	L.H.J of H.C	None	10	
	Lord Justice of Assize	5	Yeoman+	35sp	HRH the King	Baronetcy (1)	1	
	Lord High Justice of County	7	Yeoman+	50sp	HRH the King	Baronetcy (1)	1	
	Royal Forester	2	Yeoman	3sp	Chief Forester	None	1	
	Forester	1	Yeoman	2sp	Royal Forester	None	1	
	Chief Scribe of County	3	Guildsman	10sp	Sheriff of county	None	1	
	Scribe/Accountant	2	Guildsman	5sp	Chief Scribe of county	None	10	
	Collector of Taxes	2	Commoner	3sp	Sheriff of county	None	10	
	Lord High Sheriff	8	Knight	50sp	Chancellor of Exchequer	1/yr	1	
	Lord Justice of High Court	8	Yeoman+	75sp	HRH the King	1/yr	1	
	Constable of the Royal Castle	5	Knight	40sp	HRH the King	1/yr	2	
	Armorer of the Royal Castle	2	Armorer	20sp	Constable of Castle	None	1	
	Armorer	1	Armorer	10sp	Armorer of Castle	none	2	
	Chief Forester of Shire	3	Yeoman	5sp	Forester Royal	None	1	
	Chief Scribe of Shire	5	Guildsman	20sp	L.H.S of Shire	None	1	
	Scribe/Accountant	2	Guildsman	8sp	Chief Scribe of Shire	None	10	
	Royal Commissioner of Custom & Excise in the Shire	5	Yeoman+	25sp	Chancellor of Exchequer	None	1	
	<b>Town</b>	Lord Mayor	8	Guildsman	50sp	HRH the King	Baronetcy (1)	1
		Lord Justice of the Town	8	Guildsman	50sp	HRH the King	Baronetcy (1)	1
		Chief Clerk of the Town	5	Guildsman	25sp	Lord Mayor	None	1
Scribe/Accountant		2	Guildsman	8sp	Chief Clerk	None	5	
<b>Province</b>	Collector of Taxes	3	Guildsman	20sp	Lord Mayor	None	2	
	Captain of Mercenaries	2	Knight/Sergeant	30sp	Lord Mayor	None	1	
	Captain of Militia	4	Guildsmen	10sp	Lord Mayor	None	1	
	Royal Governor	10	Baron	5gp	HRH the King	1/yr	1	
	Lord Justice of the High Court of Appeals	9	Yeoman+	4gp	HRH the King	Baronetcy (1)	3	
	Provincial Scribe-Royal	6	Guildsman	40sp	Royal Governor	None	1	
	Scribe/Accountant	3	Guildsman	10sp	Prov. Scribe-Royal	None	20	
	Governor of the Royal Gaol	6	Knight	50sp	Royal Governor	None	1	
	Royal Torturer	3	Commoner	15sp	Royal Governor	None	1	
	Royal Inquisitor-Major	6	Cleric	20sp	Bishop	None	1	
	Crown Prosecutor	7	Lawyer	35sp	Royal Governor	None	1	
<b>Chancery</b>	King's Counsel	6	Lawyer	25sp	Crown Prosecutor	None	5	
	Master Armorer Royal	4	Armorer	25sp	Royal Governor	None	1	
	Armorer	2	Armorer	10sp	Armorer Royal	None	5	
	CHANCELLOR OF THE REALM	25	Yeoman+	10gp	HRH the King	Title (4)	1	
	Keeper of Privy Seal	18	Yeoman+	5gp	HRH the King	Baronetcy (2)	1	
	Keeper of Charter Rolls	8	Guildsman	4gp	Chancellor of the Realm	1/yr	1	
	Chief Scribe of Chancery	8	Guildsman	4gp	Chancellor of the Realm	1/yr	1	
	Scribe/Accountant of Chancery	4	Guildsman	20sp	Chief Scribe of Chancery	None	25	
	Constable of The Tower	10	Knight	50sp	Chancellor of Realm	1/yr	1	
	Ambassador	8	Baron	4gp	Chancellor of Realm/King	1/yr	10	
<b>Chamber</b>	Captain of the Watch	5	Knight	50sp	Keeper of Privy Seal	None	1	
	Agent of Chancery	5	Yeoman	20sp	Keeper of Privy Seal	None	50	
	LORD HIGH CHAMBERLAIN	20	Yeoman+	10gp	HRH the King	Title (4)	1	
	Keeper of the Rolls	10	Guildsman	4gp	LH Chamberlain	1/yr	1	
	ROYAL ASTROLOGER	15	Astrologer	10gp	LH Chamberlain	1/yr	1	
	Royal Magus	10	Magick User	10gp	LH Chamberlain	1/yr	1	
	Royal Alchemist	10	Alchemist	25gp	LH Chamberlain	1/yr	1	
	Royal Physician	10	Physician	3gp	LH Chamberlain	1/yr	1	
	Master of Heraldry	15	Banerette	10gp	HRH the King	Title(1)	1	
	Interpreter-Royal	8	Interpreter	4gp	LH Chamberlain	1/yr	1	
	ROYAL JESTER	15	Entertainer	2gp	HRH the King	2/yr	1	
	Royal Musician	5	Entertainer	1gp	LH Chamberlain	1/yr	1	
	Musician	3	Entertainer	40sp	Royal Musician	None	10	
	Poet Laureate	10	Poet	3gp	HRH the King	1/yr	1	
	Royal Chef	6	Chef de cuisine	4gp	LH Chamberlain	1/yr	1	
	Royal Food Taster	10	Commoner	1gp	HRH the King	1/yr	1	
	<b>Exchequer</b>	Chief Scribe of the Chamber	8	Guildsman	3gp	LH Chamberlain	1/yr	1
Scribe of the Chamber		4	Guildsman	15sp	Chief Scribe of Chamber	None	20	
Staff Member of the Chamber		2	Commoner	3sp	Chief Scribe of Chamber	None	200	
CHANCELLOR OF THE EXCHEQUER		20	Yeoman+	10gp	HRH the King	Title (4)	1	
Chancellor's Clerk		15	Guildsman	5gp	Chancellor of Exchequer	1/yr	1	
Chancellor's Scribe		8	Guildsman	4gp	Chancellor of Exchequer	1/yr	1	
Exchequer Scribe/Accountant		4	Guildsman	15sp	Chancellor's Scribe	None	40	
TREASURER OF THE EXCHEQUER		18	Yeoman+	8gp	HRH the King	Title(1)	1	
Treasurer's Clerk		12	Guildsman	4gp	Treasurer of Exchequer	None	1	
Treasurer's Scribe		7	Guildsman	3gp	Treasurer of Exchequer	None	1	
Treasurer Scribe/Accountant		4	Guildsman	15sp	Treasurer's Scribe	None	20	
Chief Assayer of Treasury		7	Alchemist	5gp	Chancellor of Exchequer	None	1	
Governor of the Royal Mint		8	Yeoman+	5gp	Chancellor of Exchequer	Title(1)	1	
Engraver-Royal	7	Goldsmith	4gp	Treasurer of Exchequer	None	1		
Master of Coinage	7	Goldsmith	4gp	Treasurer of Exchequer	None	1		
Chief Scribe of the Mint	6	Guildsman	3gp	Governor of the Mint	None	1		
Scribe/Accountant of the Mint	3	Guildsman	10sp	Chief Scribe of the Mint	None	5		
<b>Militia &amp; Royal Army</b>	MARSHAL OF THE REALM	25	Baron	10gp	HRH the King	1/yr	1	
	Chief Constable of the Realm	15	Banerette	5gp	Marshal of the Realm	1/yr	1	
	Captain of the Royal Guard	12	Knight	5gp	HRH the King	1/yr	1	
	Knight Bachelor of the Guard	8	Knight	1gp	Captain of the Guard	None	50	
	Sergeant of the Guard	4	Yeoman+	10sp	Captain of the Guard	None	100	
	Captain of Royal Mercenaries	8	Knight	Var.	Marshal of the Realm	None	Var.	
	Forester-Royal	10	Yeoman	5gp	HRH the King	1/yr	1	
	Sergeant-At-Law	7	Yeoman+	35sp	Royal Governor	None	1	
	Master Armorer Royal	4	Yeoman	25sp	Royal Governor	None	1	
	Armorer	2	Yeoman	10sp	Master Armorer Royal	None	5	

Note: "Yeoman+" means the minimum social class is Yeoman but that the holder of the office is probably been made a noble by the King. A Baron is the lowest rank of the Nobility.

## Nobles

**G**ameMasters should be careful of making a player character a powerful lord in the campaign. An earl is one of about 100 such noblemen – a tremendously significant person! A duke is one out of ten or so earls. Even the seemingly many kings in the whole of the Arthurian world number only about 25.

Such lords have a right (conventional, spiritual, and legal) to take command and, in general, to act superior in whatever manner they feel appropriate. Even a very humble individual of this class may greatly overbear the roles of less influential landholding knights.

Upper class lords are most playable if a majority of the regular players wish to run comparable lands and, hence, characters. A minor baron may not overwhelm a party. Though he may be very glorious, a certain equalizing attitude may set in if the other knights recognize that the baron's Honour is largely accrued from sitting on fat lands.

Since a character with even a minor barony is "set for life". A baron is no longer compelled to follow the life of an adventuring knight errant. When a player character receives such a grant, he should retire for a while to learn about the land, pay off the relief, create an heir, and so on. As a lord, he can now grant knighthood to his own squires and other loyal men; for all intents and purposes, he enters the ranks of "semi-retired player knights."

The oldest son of a baron, trained for a noble's life, is too precious to allow him to go off adventuring (an occupation with a much higher mortality rate than that of landlord). Barons and their heirs thus stay home, collect easy land Honour, and generate more heirs.

However, the younger sons of minor lords are normally sent from home to fare for themselves. They get a hefty bonus of Honour to start, and may be accorded great respect if they identify themselves through their heraldry (or are otherwise recognized). Sometimes one player in a campaign wants to play a lord while the others do not. At the GameMaster's discretion, special solo opportunities may be given for noble characters.

## Privileges & Responsibilities

**A** noble lord gains many privileges. His precedence and prestige are enhanced, he gains Honour for holding land and castles, and he controls a contingent of personal knights. He may appoint new knights, arrange marriages for widows who hold his lands, and has the duty and privilege of attending his lord's court.

Such a character also has many responsibilities, however. He must protect the people who tend his land, and he must uphold Low Justice (and High Justice too, if allowed or directed to do so by his lord). He must maintain his castles, bridges, and towns, and keep a specified number of knights (and sometimes men-at-arms) for his lord's army. He must feed his lord and his lord's retinue whenever they arrive during their progress, and must sponsor tournaments and feasts.

Finally, a lord must maintain a lifestyle appropriate to his station, and provide appropriate compensation to his household knights and servants as well. This cost reflects the required tournaments, feasts, gifts, and ceremonies which a lord is expected to sponsor. A lord who fails to expend the proper amount on himself and his estates is failing in his duty and loses the yearly Honour benefits of his title. Great lords are expected – nay, required! – to look the part.

For a player character lord to be effective, the player must acquire a wider view of the realm than a player of a simple adventuring knight. The recommended path to gain this overview is to require that each lord's player must become a part-time GameMaster for short-duration events. Thus, the lord must, at some time, sponsor an event and his player must run the required game session. The precise nature of the event depends upon the size of the holding, and, especially for wealthier lords, sponsoring such an event may be required by the GameMaster more than once during a year.

## Lord's Homage

**E**ach vassal lord, before taking his office, must swear homage to his own lord. GameMasters may wish to have characters take such an oath, as they did when becoming a knight. Here is an appropriate oath, derived from the oath taken by Count Baldwin IX of Flanders and Hainault, sworn to King Philip Augustus of France:

*I [NAME AND TITLE], make known to all men present and to come that I have agreed and sworn to my liege lord [NAME AND TITLE], to give him aid, openly and in good faith, all the days of my life, against all mortal men; and moreover I will never withhold or withdraw such aid from him as long as he shall be ready to do right to me in his court and to let me be judged by those who ought to be my judges in his court.*

## Noble Ranks

**P**layer characters may progress beyond the office of banneret; such advancement is extraordinary, but they might be assigned to a high office or even become a ruling lord. Such a position of power is not within everyone's goals and ambitions, and even less likely to fall within someone's actual accomplishments.

However, all characters are likely to encounter people of these ranks during play, so this is a good opportunity to define them. The nobles form a social class that does not work the land directly or make a living by production. Instead, nobles are supported by goods and food collected from the lower social classes. Virtually all knights are nobly born, as are many squires; still, several higher social classes of nobles also exist. These are the lords and are the leaders of their world. There are several methods whereby a man may be ennobled. The first is to work directly for the sovereign, for all nobility stems from the king. The second is to inherit it from his forefathers; third is to live "an honorable life" and be rewarded for it; fourth, to earn it by profession of arms; and fifth, to receive it from the lord by letters of patent.

## Vassal Knight

**K**night may obtain special honors from their lord(s). Simple gifts are common, usually as horses, better armor and weapons, and so on. The most prestigious honour is to receive a fief – a manor to be held by the vassal – which raises a bachelor knight to the status of vassal knight. First-time player knights normally receive this great honour upon being knighted, immediately after starting the game. The GameMaster may wish to have player knights created subsequently in his campaign begin as household knights, not vassal knights, in which case gaining a fiefdom becomes an ambition of great importance.

The land received by a vassal knight may be either a gift or a grant. Player knights hold their land as a grant unless the GameMaster chooses to have it otherwise.

A vassal knight holds at least one manor and its land. This gives him enough income to provide his own food and equipment, and supports him as an Ordinary knight in terms of economic quality. He usually lives on his land, which has a nice (but not extravagant) hall, when he is not serving his share of castle garrison duty, serving summer active duty time, or visiting court to offer his advice.

### REQUIREMENTS AND DUTIES

To be a vassal knight, a character must inherit land, gain land (as a grant or a gift) from a lord, or conquer new lands. The duties of a vassal knight are the same as those of any knight – to serve and protect his lord. As a knight given a special honour by his lord, though, it is expected that a vassal knight perform his duties with consummate skill and energy.

### BENEFITS

- **Eligibility.** A vassal knight usually receives a wife (if he does not already have one) soon after gaining his holdings, completely at the will of his lord. The woman may be the heiress of other lands, or simply be provided to maintain stewardship.
- **Honour.** A vassal knight receives 50 Honour points upon receiving his title (once only). He receives annual Honour for his land equal to the income generated by the fief, usually 6 points, but perhaps more. If he maintains himself at higher than Ordinary quality (i.e., Rich or Superlative) during any given year, he receives annual Honour based on the grade maintained that year.
- **Income.** A vassal knight's manor provides enough annual revenue for him to maintain an appropriate (usually Ordinary) life style.
- **Influence.** His land gives him rank and prestige, and raises him in the hierarchy of knighthood over all landless knights.
- **Safety.** A vassal knight has a higher price for ransom than bachelor knights, and is thus more likely to be spared in a fight.
- **Security.** A vassal knight's economic future is secure beyond his life. A knight with a land grant receives the knowledge that his heirs, should he have any, can inherit his property and status after he dies.



## Banneret Knight



The lowest rank of lord knight, and that rank most accessible to the player knights, is that of banneret. A knight banneret holds several manors and estates. He must have at least three vassal knights of his own holding land from him, but typically has seven or eight. He also has a hall much nicer than that of a vassal knight, but usually not a fortified estate or castle.

### REQUIREMENTS AND DUTIES

Like a vassal knight, a banneret must inherit land, gain land (as a grant or a gift) from a lord, or conquer new lands. Because he has enfeoffed other knights, the banneret's responsibility as a leader (both in peaces and war) is greater than that of a vassal knight. When summoned to battle, the banneret must bring his knights as well.

### BENEFITS

A knight banneret has all the benefits of a vassal knight, with the following additions or addendums:

- **Army.** A banneret knight has a private army pledged to obey him, composed of perhaps a handful of household knights and sergeants, plus 3 or more vassal knights and their own followers.
- **Eligibility.** The GameMaster must ensure that a banneret's wife is more individualized and wealthier than the wives of mere vassal knights.
- **Honour.** A banneret receives 100 Honour points during the Winter Phase of the year in which he is first entitled. This Honour is added during the Winter Phase that concludes that year. The banneret gets annual Honour thereafter equal to the total income of his estate (in libra) for as long as he holds it. This is at least 30 points, often much more.
- **Income.** A banneret knight receives an income to maintain his appropriate lifestyle as a Rich knight, as long as famine or raids do not interfere; when he travels, he can go with a full retinue, and he usually has disposable income.
- **Influence.** A lord knight has increased rank and prestige, and is raised in the hierarchy of knighthood over all landless and vassal knights. He is always seated higher at table, enters the room later, and is served before lesser knights.

## Baron



This title is used for anyone who holds land directly from his king. Baron means "a royal landholding vassal," and theoretically all recipients of small holdings directly from their king are barons, even if only bannerets. However, most of those small fief holders get a gift from the High King that is held through one of his intermediary barons.

The term "baron" usually means the Great Barons who hold rich and widespread estates, and who command large armies of knights. All earls and dukes are technically barons as well, but if a baron holds another more prestigious title he will use it.

On average, a baron has about 25 vassal knights, and holds 30 to 40 manors from either the High King or one of the many other kings in the land. When traveling, a baron has a retinue typically of 25 people or more, including his wife, another knight, three or more squires, two maids-in-waiting, four pages, a cook, a groom, a herald, and other menials.

### REQUIREMENTS AND DUTIES

Barons must spend at least 500 GP per year to support themselves and their retainers adequately – any less than this, and the baron is not showing the proper appurtenance of his estate. The baron himself lives as a Rich knight at least. A baron must provide military aid and counsel, in matters both personal and social, to his lord. He must provide for the well being of his vassals and household knights, and must also maintain the health and prosperity of his holding. He is also (at least putatively) responsible for making sure his vassals meet their own responsibilities as landlords.

**Player Responsibilities:** The player of a baron must take on the role of GameMaster for a hunt (or a similar excursion) when asked by his GameMaster, and he must also run a Neighborhood Tournament at least once annually. He must also make certain command decisions when required by the campaign in addition to playing the character in role as needed.

### BENEFITS

A baron has all the benefits of a knight banneret, with the following additions and addendums:

- **Army.** A baron has at least 15 knights under his command, plus their own followers.
- **Honour.** Barons receive yearly Honour equal to their landholding, up to 100 points annually. (Thus, they usually receive 100 Honour points per year.)
- **High Office.** A baron may wear a crown with eight large pearls as a sign of office. Barons and their sons are addressed as "Lord," and their wives and daughters as "Lady."
- **Influence.** A baron is raised in the hierarchy of knighthood over all lesser knights.

## Earl/Count

"Earl," like "Count," is a title that implies rule over a large region called a county or an earldom. Saxons use the term ealdorman, later shortened to earl. Frenchmen use the term count, which is roughly equivalent. To illustrate the degree to which these terms are interchangeable, in England the wife of an earl has always been called a countess. Commonly, an earl holds most of the land in his county and lesser lands in other counties. Earldoms are sometimes named after the chief seat or after the county itself. An earl has received his lands and title when he has had the "Sword of the County" belted onto him during the proper investiture ceremony.

On average, an earl controls 75 knights and has about 100 manors. An earl's retinue while traveling typically numbers approximately 50 people, including the countess, eight additional knights, twelve or more squires, five maids-in-waiting, at least eight pages, two messengers, a herald, two grooms, a cook and two assistant cooks, a clerk, a priest, a dog boy, a hawk keeper, and perhaps five miscellaneous varlets.

### REQUIREMENTS AND DUTIES

Earls must support themselves, their families, and their retainers in the proper style and manner, costing at least 1600 GP annually. The earl himself must live as a Superlative knight.

Otherwise, aside from the increased breadth of responsibility, an earl's duties are much like those of a baron. **Player Responsibilities:** As the player of a baron, but he must GameMaster a hunt and a feast (or other such diversions) and also a Local Tournament at least once annually.

### BENEFITS

An earl has all the benefits of a baron, with the following additions or addendums:

- **Army.** An earl has at least 50 knights under his command, plus their own followers.
- **Castles.** A county always has at least one medium castle and typically 1 to 3 small castles.
- **High Office.** As a sign of office, an earl may wear a crown with eight strawberry leaves alternating with eight small pearls on spikes. He is always supplied with the honorific "Right Honorable" and is styled "My Lord"; his wife is "Countess," referred to as "My Lady." An earl's eldest son bears his father's second title (usually Lord or Baron) and younger sons are "Honorable," while all daughters are "Lady."
- **Income.** In addition to other revenues, earls always receive the "third penny" from the county courts. This is a great source of income for them.

## Duke



The title of "Duke" denotes the highest rank possible other than those given to royalty. Dukes are invariably rich and powerful. They hold the equivalent of several counties and have lesser holdings throughout several kingdoms.

A Duke usually commands 100 to 200 knights from across his domains, and holds 150 or more manors and other sources of income. Ducal retinues are typically 80 to 100 people, including 15 to 20 knights plus other servants.

### REQUIREMENTS AND DUTIES

Dukes must support themselves, their families, and their retainers in the proper style and manner, costing at least 3200 GP per annum. The duke himself must live as a Superlative knight. Otherwise, aside from the increased military responsibility, a duke's duties are much like those of an earl.

**Player Responsibilities:** As the player of a baron, but the duke's player must take on the role of GameMaster for a hunt, a feast, a session of court, and a Regional Tournament at least once annually.

### BENEFITS

A duke has all the benefits of an earl, with the following additions or addendums:

- **Army.** A duke has at least 100 knights under his command, plus their own followers. In addition, dukes are often given leadership over large portions of their king's armies during times of war.
- **Castles.** Ducal holdings usually have at least one large castle as a primary residence, 1 to 3 medium castles, and 2 to 6 small castles. Due to the military nature of the office, many more castles and watchtowers are likely under the duke's command.
- **High Office.** A duke is addressed with the honorific "Your Grace" and is styled "Most Noble"; his wife is "Duchess," also referred to as "Your Grace." The eldest son of a duke takes his father's second title (likely Earl), and the other sons are addressed as "Lord," and the daughters as "Lady."

## King



Knighthood is the highest rank of nobility. A king normally owes no vassalage, but feels responsibility to whatever personal ideals he swears by. Thus he might owe ultimate allegiance to his people, to ancient Roman law, to the

divine right of kings, or to some act of history which made him king.

To qualify as king, a landholder must be politically independent and be liege to 100 or more knights. If a player assumes the role of a king, he controls a kingdom. Royal retainers are typically 100 or more people, including 15 to 25 knights as escort, and appropriate servants and auxiliaries.

REQUIREMENTS AND DUTIES

A king must support himself and his family, and must provide for the wellbeing of his vassals and maintain the health and prosperity of his kingdom. The king himself must live as a Superlative knight.

**Player Responsibilities:** As the player of a baron, but the king's player must take on the role of GameMaster for a hunt, a feast, and a session of court when asked, and must hold a Regional or Regal Tournament at least once annually.

BENEFITS

A king has all the benefits of a duke, with the following additions or addendums:

- **Army.** A king effectively commands all the forces of all of his vassals.
- **Castles.** Royal domains have at least one large castle, 2 to 5 medium castles, and 3 to 8 small castles.
- **High Office.** A king is addressed with the honorific "Your Highness" and is styled "His Majesty"; his wife is "Queen," and is also referred to as "Your Highness." The eldest son is the Royal Prince, and the other sons and daughters are princes and princesses.

Officers

**S**ome estates are so large that they require the attention of more than one knight and his wife. These estates have officers, as listed below. Smaller estates have fewer officers of course, who may each perform several of these tasks at once.

When a person is appointed to be an officer, the job is usually treated as neither a gift nor a grant, but a temporary office held at the pleasure of the liege lord, who may remove the holder for any or no reason whatsoever.

The attention required to the duties involved in these positions generally does not allow much time to go adventuring, except on the lord's most important business. Thus it is possible for a player character to retire into one of these positions when he stops active play.

Given below are listings of common tasks, plus the name of the man who holds that job for King Arthur. Note that the definitions given here are feudal, and many of these titles have changed in meaning, sometimes drastically, since the Middle Ages - if they are still in common usage, that is.

CASTELLAN

A castellan is an officer in charge of a castle for his lord; he is responsible for both its maintenance and defense. Unlike most other offices, this office is often filled as the result of a grant or a gift.

CHANCELLOR

The chancellor is in many ways the second most powerful man in the kingdom, the holder of the Royal Seal that must mark all official documents. Generally, only kings have a chancellor.

BUTLER

A butler is responsible for his lord's food, especially the procurement and storage of goods. He is in charge of many workers, carters, servants, etc.

SENESCHAL OR STEWARD

This is the man in charge of feeding the court, especially the part of the process between the storage cellars and the plate. He commands all the cooks, servers, and so on.

CHAMBERLAIN

This officer is the keeper of the King's Chamber, including all things in it. Since the king's chambers are the most protected part of a castle, the most valuable things are often kept there as well, such as the treasure. Thus, the chamberlain is both chief body servant to the king, commanding other servants such as tailors and laundresses, and also his treasurer.

CONSTABLE

This person is responsible for the order and comfort of the court, performing tasks such as arranging lodgings for the king and commanding messengers, watchmen, musicians, sergeants, huntsmen, horn blowers, and so on.

MARSHAL

The Marshal is the commander of his lord's forces during war, and is also responsible for the protection of the household.

JUSTICIAR

The individual responsible for making sure that justice is

delivered in the High King's courts, this officer is also overseer of his lord's sheriffs. He may also sit in as judge for cases presented before the High King himself.

SHERIFF

A shire is a county-sized division of land, and the reeve is the person in charge of making sure that the king's justice is properly delivered in the courts held there. He (or his appointed representative) circulates through the shire and is one of the two judges of the shire court (the other is the local Earl).

Making a Living

**T**he coins used in *Chivalry & Sorcery* are of three basic types: gold, silver, and copper. In each case 25 coins of the lower type is equal to 1 coin of the next type:

1. The Copper Penny: There are 100 CP in 1 Dragon. 25 CP = 1 Silver Penny.
2. The Silver Penny: There are 100 SP in 1 Dragon. 25 SP = 1 Gold Piece.
3. The Gold Piece: There are 100 GP in 1 Dragon.

The value of money in *Chivalry & Sorcery* is considerably higher than in other campaign games, and players will have to become used to the fact that gold does not come in bushel baskets. To give a general idea of the value of money, consider the following:

The average day's wage for an unskilled laborer is 1 or 2 SP.

An average room at an inn costs a person 10 CP per night.

A pint of cider costs about 2 CP.

A "bushel" of wheat (about 50 Dragons) costs 65 CP.

A good Knight's Fee yields the lord about 1 to 3 GP in excess revenue per day. This is not, incidentally, historical. A real Knight in the middle ages in fact would be lucky to see a few silver pennies at any one time.

To make game play easier, a greater number of coins is assumed to exist than was actually the case in the feudal period, and the value of money is really deflated. For instance, a Count in Germany once fed 2000 children during the ill-fated Children's Crusade for a mere 7 Gold Pieces. However, accuracy would make 5 or 10 silver pieces a fortune, so the designers have taken a few liberties.

Most characters who do not have a "living" from a holding will have to take service with some Master or great Lord. Usually, such service provides food, shelter, and a limited amount of money in the form of wages. Characters will probably have to settle for such positions simply to stay alive until they strike it rich and can set themselves up.

There follows a general guide for income per day for most of the different classes of trade, etc. When working for someone or when hiring others, this list should be used.

Type of Work	Apprentice	Journeyman	Master	Guild Officer	Self-Employed
Freehold Farmer	-	-	-	-	5sp+LF
Freehold	-	-	-	-	5sp+LF
Stockman	-	-	-	-	-
Freehold Miller	-	-	-	-	10sp+LF
Petit Sergeant	-	-	-	-	15sp+LF
Forester	5cp+L	1sp+L	10sp+LF	1gp+LF	2sp+LF
Fisherman	5cp+L	-	5sp+LF	-	2sp+LF
Blacksmith	5cp+L	1sp+L	10sp+LF	-	5sp+LF
Cartwright	5cp+L	1sp+L	10sp	-	5sp+LF
Carpenter	5cp+L	2sp+L	10sp	1gp	-
Mason	5cp+L	2sp+L	10sp	1gp	-
Rural Innkeeper	5cp+L	1sp+L	-	-	10sp+LF
armor	5cp+L	5cp+L	15sp	5gp	-
Animal Trainer	5cp+L	1sp+L	15sp	-	-
Falconer	5cp+L	2sp+L	10sp	-	-
Cook	5cp+L	1sp+L	5sp+L	10sp+LF	-
Town Innkeeper	5cp+L	1sp+L	-	-	10-60sp+LF
Brothelkeeper	5cp+L	2sp+L	-	-	10-40sp+LF
Baker	5cp+L	1sp+L	-	-	5sp+LF
Butcher	5cp+L	1sp+L	-	-	4sp+LF
Barber/Surgeon	5cp+L	1sp+L	-	-	10-30sp+LF
Cordage Maker	5cp+L	2sp+L	10sp	-	4sp+LF
Town armorer	5cp+L	3sp+L	1-2gp	1-10gp	-
Foundryman	5cp+L	3sp+L	1-2gp	1-5gp	-
Cabinetmaker	5cp+L	3sp+L	15sp	1gp	-
Joiner	5cp+L	3sp+L	10sp	20sp+LF	-
Ship Captain	5cp+L	3sp+L	1gp	-	1-6gp
Navigator	5cp+L	3sp+L	1gp	-	-
Sailor	5cp+L	3sp+L	15sp+L	-	-
Lawyer	5cp+L	3sp+L	1-6gp	5-10gp	-
Bootmaker	5cp+L	1sp+L	-	-	3sp+LF
Ealhordan	-	-	-	-	4sp+LF
Greengrocer	-	-	-	-	2sp+LF
Higler	-	-	-	-	2sp
Miner	5cp+L	1sp+L	5sp	-	-
Ostler	5cp+L	1sp+L	-	-	-
Servant	5cp+L	1sp+L	-	-	-
Tinker	3cp+L	-	-	-	3sp
Merchant	5cp+L	1sp+L	2gp	10-35gp	1-60sp
Banker	5cp+L	1sp+L	1-60gp	50-100gp	-
Money	5cp+L	1sp+L	1-3gp	-	1-6gp
Lender/Pawn	-	-	-	-	-
Money Changer	5cp+L	1sp+L	1-2gp	-	-
Appraiser	5cp+L	3sp+L	1-6gp	5-10gp	-
Jewel Cutter	5cp+L	3sp+L	1gp	-	-
Goldsmith	5cp+L	3sp+L	1-3gp	1-10gp	-
Silversmith	5cp+L	3sp+L	1-2gp	1-10gp	-



Item	Cost per Unit
Whole Wheat	3cp
Rye	2cp
Rolls (White)	10cp
Trencher	5cp
<i>Fish</i>	
1 Dr	
Common	2cp
Good Fish	4cp
Shellfish,etc	5cp
<i>Meat</i>	
1 Dr	
Beef Steak	6cp
Beef Roast	4cp
Beef	3cp
Pork	3cp
Ham	6cp
Bacon	5cp
Sucking Pig	15cp
Mutton	2cp
Lamb	5cp
Chicken	2cp
Small Birds	3cp
Duck	3cp
Goose	4cp
Swan	5cp
Vension	1sp
Wild Boar	1sp
<i>Fruit</i>	
1 Dr In Season/Out	Season
Apples	5cp/7cp
Cheeries	5cp/-
Plums/Prunes	2cp/2cp
Strawberries	6cp/1sp
Lemons	1sp/5sp
Pears	5cp/-
Grapes/Raisons	3cp/3cp
Berries/Currents	2cp/2cp
Oranges	1sp/5sp
<i>Dairy Products</i>	
1 Dr Equivalent	
Eggs	5cp/dozen
Cheese	3cp
Milk	2cp/quart
Butter	4cp
Cottage Cheese	2cp
Fine Cheese	2cp
Salted Butter	10sp
<i>Vegetables</i>	
1 Dr In Season/Out	Season
Beans	3cp/3cp
Peas	2cp/2cp
Beets	2cp/2cp
Carrots	1cp/1cp
Lettuce	3cp/-
Watercress	3cp/-
Lentils	3cp/3cp
Onions	1cp/1cp
Cabbage	2cp/3cp
Turnips	1cp/1cp
Parsnips	1cp/1cp
Parsely	1cp/1cp
Cucumbers	10cp/20cp
Garlic	5cp/5cp
<i>Beverages</i>	
Cider	2cp/Flagon 8sp
Wine (Poor)	3cp/Flagon 12sp
Wine (Good)	10cp/Flagon 40sp
Wine (Fine)	20cp/Flagon 80sp
Small Beer	4cp/Pint 16sp
Beer	5cp/Pint 20sp
Double Beer	6cp/Pint 24sp
Ale	7cp/Pint 28sp
Stout	10cp/Pint 32sp
Brandy	1sp/Flagon 100sp
Brandy (fine)	2sp/Flagon 200sp
<i>Seasonings</i>	
1 Dr	
Sea Salt	10cp
Rock Salt	1sp
Honey	1sp
Lump Sugar	2sp
Pepper	1gp
<i>Field Rations</i>	
1 Dr	
Salt Pork	5cp
Salt Beef	6cp
Salt Fish	4cp
Smoked Meat	3cp
Smoked Salmon**	20cp
Waybread**	20cp
Sausage	7cp

\*Cask = 100 Servings  
 \*\* = Double Food Value

Table 2: Grain and Feed

Horses require 10 Dr. of grain and 20 Dr. of hay per day or 15 Dr. of wheat per day. One "bushel" holds about 50 Dr.

Item	Cost per Unit
Wheat	65 cp/bushel
Oats	40 cp/bushel

Item	Cost per Unit
Barley	50 cp/bushel
Rye	25 cp/bushel
Hay	20 cp/50 Dr.
Straw	15 cp/50 Dr.

Grains may also be used to make bread or bannocks. The amount of bread produced is equal in weight to the amount of grain used. Thus 50 Dr. of Wheat will produce 50 Dr. of whole wheat bread. Milling costs are incurred if one wishes to grind grain into flour. The cost of flour is 2 x the cost of the raw grain.

Table 3: Staying at an Inn

Item	Cost per Unit
Cheap Stew & Bread	10cp/person
Good Stew & Bread	15cp/person
Joint of Meat	20cp/serving
Good Meal	1sp/person
Superb Meal	2sp/person
Banquet	5sp/person
Poor Room	5cp/person/night
Average Room	10cp/person/night
Good Room	1sp/night
Stable Mule/Donkey	10cp/night
Stable Horse	15cp/night
Stable Charger	1sp/night
Stable Great Horse	2sp/night

Guests at an Inn (those staying for the night) are under the full protection of the house. Casual customers who have entered for a meal or drink are not. A poor or average room at the inn is a "common" room shared by a number of guests. Privacy is acquired only when a "good" room is rented outright. Stabling costs include currying the animals and one may have blacksmithing done as well, at extra expense. Chargers and Great Horses receive very special attention and a diet of fine grain and an apple.

Table 4: Long-Term Accommodation

Accommodation	Poor	Average	Good
Room in Country	3sp/mo	5sp/mo	10so/mo
Room in Country 7 Board	7sp/mo	10sp/mo	18sp/mo
House in Country	10sp/mo	15sp/mo	25sp/mo
Room in Town	5sp/mo	10sp/mo	20sp/mo
Room in Town & Board	10sp/mo	20sp/mo	35sp/mo
Floor in small Town House	10sp/mo	20sp/mo	30sp/mo
Floor in large Town House	20sp/mo	40sp/mo	60sp/mo
Small Town House	30sp/mo	50sp/mo	75sp/mo
Large Town House	40sp/mo	75sp/mo	90sp/mo

Rents apply to shops as well as to residences.

Table 5: Clothing

The clothing a character chooses to wear is often determined by his status in society. Needless to say, men of rank would not be seen in rags, but on the other hand a man of low rank would not wear rich clothing even if he could afford it because such behavior would be frowned upon by his "betters."

Item	Poor	Average	Good	Well-to-Do	Noble	Titled
Men's hose	1sp	2sp	4sp	10sp	15sp	1gp
Men's chemise	1sp	2sp	5sp	15sp	20sp	1gp
Men's pellison	1sp	3sp	6sp	20sp	1gp	2gp
Men's tunic	2sp	5sp	9sp	1gp	2gp	5gp
Mantle/Cloak	4sp	9sp	1sp	5gp	5gp	5-25gp
Women's Chemise	1sp	2sp	5sp	10sp	1gp	2-5gp
Women's pellison	1sp	2sp	9sp	15sp	1gp	2-5gp
Women's bliant	2sp	5sp	1gp	2gp	5gp	10-50gp
Women's girdle	1sp	2sp	5sp	1gp	3gp	5gp
Mantle/Cloak	4sp	9sp	2gp	5gp	5gp	5-25gp
Clogs	2cp	-	-	-	-	-
Sandals	5cp	7cp	-	-	-	-
Lady's Slippers	-	6sp	9sp	15sp	1gp	1-5gp
Work Boots	1gp	1gp	-	-	-	-
Riding Boots	-	-	2gp	3gp	4gp	5-10gp
Dress Boots	-	-	-	5gp	5gp	5-10gp

Clothing is, needless to say, costly indeed. However, clothes last up to 3 years before they become too worn to be "respectable." Of course, characters wishing to make strong impressions on their peers will tend to dress as well as possible.

Table 6: Cost of Adventuring Equipment

Item	Cost	Weight	Characteristics
50 feet of rope	5 sp	3 Dr.	5% chance of breaking when used.
10-foot pole	-	5 Dr.	5% chance of breaking when used.
10 iron spikes	3 sp	3 Dr.	20% chance of slipping out when placed.
Water/Wine Skin	2 sp	1 Dr.	Holds 1 gallon of water.
5 torches	-	5 Dr.	Burns for 1 hour, cast light 10' all around.
Lantern	15 sp	3 Dr.	Burns for 6 hours, cast light 20' ahead.
Flask of oil	2 sp	1 Dr.	Refills a Lantern once.
Small sack	1 sp	-	Holds 1 cubic foot, maximum of 50 Dr.
Large sack	2 sp	-	Holds 2 cubic feet, maximum of 100 Dr.



## Knighthood and the Feudal Setting

*Chivalry & Sorcery* is based entirely on the feudal system, and the manner in which individual fiefs and the feudal nation as a whole is set up will have a profound effect on the campaign.

### Knighthood

Peace delights me not!  
War--be thou my lot!  
Law--I do not know,  
Save a right good blow!  
--Bertran de Born

To be a warrior, to take and to give hard blows in mortal combat, to enjoy the delights of victory over stalwart enemies to endure all manner of adversity manfully and with honour--and finally to die a true warrior's death--these are the ambitions of every knight worthy of his gentility. The Knight is the lord of the feudal world. The thing that separates him from the villein and the commoner is his total commitment to war and his overwhelming superiority on the field of battle. It is often said that God made the Knight more honourable, courteous, and wise than the peasantry. In the end, however, it is the Knight's martial advantage that sets him above all others in society.

The commons must spend their time at labour with mattock and shovel, in raising pigs and sheep and cattle, in weaving and tailoring and a host of other peaceful activities. The Knight trains for war. War is his craft, and he is as expert at it as a goldsmith is at working precious metals. The fact is that much time is needed to train in the use of arms and armor and horse. Since a Knight has his living provided for him, he alone has the time to devote to preparation for battle. That time is not available to the commoner who must grub for a living.

Consider a rising by the peasantry. Armed with grain-flails, boar spears, knives, axes, scythe blades affixed to poles, and a scattering of hunting bows, a score of peasants advance up the road to the manor house. Suddenly, they are confronted by a Knight and his Squire. Two against twenty: It is usually enough. In the time the survivors take to reach the safety of the woods, a half-dozen lie dead or wounded in the dust beneath the stamping hooves of the plugging, whirling warhorses. The Knight and his Squire are clad in armor almost invulnerable to the puny blows of the peasants' makeshift weapons and light self-bows. Their warhorses are too well trained to permit the mob to approach close enough to tear their riders from the saddle, and they turn and kick and bite with no apparent direction from the men on their backs.

Is there any wonder that the nobles gave the law to the commons?

The Knight is always a horseman. He may choose to fight on foot, but it is his great war steed that gives him the advantage. Indeed, the entire feudal system arose out of the need to support the great expense of maintaining a horse, attendants, arms, and the fine armor of the Knight--an expense very much greater than that of maintaining infantry. It became the practice to grant land--"fiefs"--to provide Knights with a living adequate to maintain his arms and entourage. Without a proper "living," being a Knight is a difficult business. The whole ambition of the landless Knight-errant is to acquire enough fame to win for themselves a fief from the hands of some great lord. The ambition of the great lord is to hold onto his lands, and perhaps also to increase them. These are the motivations underlying the actions of the nobility.

## The Fief

The holding of a fief is no light task. A Knight owes feudal service to his liege lord and also a number of feudal duties and obligations. He must see to the proper defense of his holding, oversee the activities of his people, and give "low" justice inside his demesne.

In *Chivalry & Sorcery*, a fief typically yields a "living" for the Knight, his family, and his castle retainers. In addition, an average of 30 to 40 GP net monthly income permits the Knight or lord some freedom of action.

## Designing the Feudal Nation

Perhaps one of the more important aspects of the large campaign is the general make-up of the feudal nation (or nations) in which the action is to take place. The following guidelines should be used:

1. Decide how many great Lords there will be. Generally, there should be 2-3 Dukes, 2-3 Marquesses, and about 10 Counts. Of course, if actual historical situations are being reconstructed, these numbers would be altered accordingly.
2. The King, if weak like the King of France, would count for little more than a Duke. If strong and blessed with a powerful central government like that of England, he would be the equal of 2 or 3 Dukes.
3. The feudal rank of a Lord is often a reflection of his military power, and military power is based upon the size and wealth of one's feudal holdings:

**Duchies:** A Duke will determine his holdings on Table III by rolling a 6-sided die, with only 4, 5, or 6 results counting. This will yield a number of holdings to be determined on Table I or II. Any small castles or 35' shell keeps he holds are held, in turn, from him by Barons or Bannerettes. Smaller holdings are held by direct vassals and close relatives.

**Marquises:** A Marquis is the virtual equal of a Duke, so determine his holdings in the same manner.

**Counties and Earldoms:** A Count has a 1-25% chance of holding from a Duke or Marquis; Earls are always independent and hold their domains as "Tenants-in-Chief" like the Dukes and Marquesses. The holding of a Count or Earl is determined by rolling a 6-sided die twice. The first result will be a 1-6, giving the size and strength of his own castle. The second will be only 1-3, with 4, 5, or 6 results requiring a re-roll. The second result gives the number of his holdings, which are determined on Table I or II. Any small castles or 35' shell keeps he holds are held, in turn, from him by Barons or Bannerettes. Smaller holdings are held by direct vassals and close relatives.

**Barons:** Since all of the baronial holdings are determined by one of the above findings, characters who are born into the family of a Baron need only to be located. This can be done by making up a simple probability table listing all of the great Lords, with an equal chance at being in the domain of one of them. The same can be done for characters belonging to the families of Bannerettes or Landed Knights. In the designers' own wargaming group, an elaborate set of tables was designed by a member which can locate a character literally within miles of a particular town in France, tell his overlord, etc. Of course, the amount of detail players desire will depend



upon their willingness to design such systems.

- There are also Church lands in a feudal state, held with considerable independence from the temporal authorities.

Bishops will hold a town of 10,000 population.

Archbishops will hold a town of 10,000 population and also lands equal to a County.

The Primate will hold a town a 15,000 population and also lands equal to a Duchy.

Monasteries are Large Fortified Manor Houses [LFMH] types of establishments. The LFMH and the 2 Small Fortified Manor Houses [SFMH] holdings belonging to a Monastery are held by Knights who will protect the Monks in war or perform any military service owed by the Monks to the Tenant-in-Chief from which they received their lands.

Religious Fighting Orders will have Chapter Houses in most feudal states. See the section on these Fighting Clerics for details. Their holdings in a nation as a whole will be equal to a County, but the number of castles will be decidedly larger.

- The number and the size of the towns in a region is clearly important. When designing the nation, the following guidelines should be used:

No more than 1 town of population 25000 will be found in a Duchy. The Royal Capital is always such a town and will be additional to any other towns of 25000 found in the Royal Domain.

No more than 1 town of population 15000 will be found in a Duchy or Marquisate.

No more than 2 towns of population 10000 will be found in a Duchy, Marquisate, County, or Earldom.

No more than 3 towns of population 7500 will be found in a Duchy, Marquisate, County, or Earldom.

The number of smaller towns in a feudal domain depends upon a random die roll. when the number has been determined roll a 6-sided die on Table IV to find the size of each of the town in the domain:

Duchy: 4 + 1-6 towns County: 1-6 towns  
Marquisate: 3 + 1-6 towns Earldom: 1-6 towns

Of all large towns in the nation, 1 of 15000 population will be held by the Primate 2 of 10000 will be held by Archbishops, and 1 town in each Duchy or Marquisate will be held by a Bishop.

The remaining towns will either be independent chartered towns (1-75%) or towns held by a feudal overlord (76-100%). Chartered towns are loosely allied to the King in that they look to the Crown for protection from the local nobility and, in return, provide limited support to the King when he is at war in the region surrounding the town. Such towns are not part of his feudal holdings, however, and cannot be used indiscriminately to further his ambitions. They must be "influenced," with a 1-40% chance that they will provide full support, 41-80% chance that they will remain neutral, and an 81-100 chance that they will support the other side. The same percentages apply to towns held by a feudal Overlord unless he has garrisoned them with his own forces at a percentage equal to 10% of the militia. Up to 1/2 of this garrison may be Mercenaries but the remainder must be sworn vassals.

When determining who, in fact, is Overlord of a subject town the location of the town is vital. If a town is clearly in the domain ruled directly by a "tenant-in-Chief" (King, Duke, Marquis, Count, or Earl), it is under his suzerainty. However, if the town lies in the domain of one of the vassals of the great Lord, there is a 50% chance either way, so that even a Bannerette or Baron may have control of the town. Mere Landed Knights have no chance, of course, of controlling a town.

For this reason, it is important to draw the maps of the feudal state exactly, placing the boundaries of all holdings of Bannerette size and up, and locating all towns with some discrimination and fairness. Only after all towns have been located will there be a determination of their status.

- To complete the picture, rivers and other important terrain features like mountains and forests may be added to the map. Also, all-weather roads can be drawn in, for these are vital to the course of all military operations and trade.

Game Masters may find the establishment of the individual manors and baronies in their campaign region to be a rather involved task. The following tables are provided to make the design of nations an easier task.

The tables present Interior and Frontier Manors. However, where there is subinfeudation (a Lord has vassals of his own, who may in turn have their own vassals), the tables provide a listing of the various vassal fiefs. These may be used as typical holdings and thus the process of designing the nation may be speeded up through standardization.

There is nothing preventing a campaign designer from including a solitary castle of class I through VI (with no sub-fiefs) in addition to the various vassal fiefs, to provide some variety. The same is true of additional shell keeps.

The area of the various holdings is included to permit designers to calculate the over-all areas of the nations they are designing. These areas are typical and are capable of some adjustment downward or upward (-25% to +50% range is suggested) to reflect greater or poorer fertility, terrain, etc.

Revenues and rents are stated in GPs per month. In the case of subinfeudation, players are reminded that Revenues of subinfeudated fiefs are not included in the Lord's personal income, but the total rent from vassals owing to a local noble is also equivalent to the rents and taxes collected by the overlord. Thus the rent has two applications: one portion to the manor lord, the other to the overlord. For example, a SFMH 1 (Interior) has 10 GP/month in rents. The fiefholder would receive 10 GP from his vassals. A second 10 GP would go to the overlord as rents/taxes from the fief. The total amount of rents/ taxes owing an overlord is given in the Totals line at the bottom of all subinfeudated holdings.

Feudal service involves a vassal supplying from 30% to 50% of his fighting men (exclude serfs) for 60 days service per year. Thus an overlord can count on at least 30% of the total fighting strength in his lands for 60 days of service. Clearly, some care has to be taken to maintain reserves in case of prolonged conflict (military seasons can last from 60 to 180 days, depending on the players). In case of invasion of a particular holding, 100% military service can be counted on, if required, but no fortress will be denuded of more than 75% of its fighting strength at any time. Within a particular fief, a knight, squire, sergeant, or man-at-arms must serve at need in defense of the fief.

Mercenaries were not included in the figures. However, assume that 10% to 20% of the totals for sergeants and men-at-arms are employed as independent mercenaries who have taken service. These are considered paid for 60 days service in the field/year, after which bonuses have to be paid.

Table I: Interior Manor

		Men in Service to Overlord															
ld6	Holding	Kts	Sqr	Sgt	Men	P. Sgt	Bks	Arm	Scr	Chap	mer	Yeoman	Serfs	Fief's Revenue	Rent from Vassals	Area of Holding	
1	SFMH 1	1	1	3	10	4	1	0	0	0	0	10	50	20	10	22 sq. mi.	
2	SFMH 2	2	2	6	15	8	1	0	0	0	0	15	75	25	15	38 sq. mi.	
3	SFMH 3+	2	2	8	20	12	1	1	0	0	0	20	100	30	20	52 sq. mi.	
	SFMH 1	1	1	3	10	4	1	0	0	0	0	10	50	20	10	22 sq. mi.	
	Totals =	3	3	11	30	16	2	1	0	0	0	30	150	50	30	72 sq. mi.	
4	SFMH 4+	3	3	10	25	16	1	1	0	1	0	30	125	35	25	68 sq. mi.	
	SFMH 2	2	2	6	15	8	1	0	0	0	0	15	75	25	15	38 sq. mi.	
	SFMH 1	1	1	3	10	4	1	0	0	0	0	10	50	20	10	22 sq. mi.	
	Totals =	6	6	19	50	28	3	1	0	1	0	55	250	80	50	128 sq. mi.	
5	LFMH 5+	5	5	15	40	20	2	2	1	1	0	50	150	75	50	100 sq. mi.	
	SFMH 2	2	2	6	15	8	1	0	0	0	0	15	75	25	15	38 sq. mi.	
	SFMH 2	2	2	6	15	8	1	0	0	0	0	15	75	25	15	38 sq. mi.	
	SFMH 1	1	1	3	10	4	1	0	0	0	0	10	50	20	10	22 sq. mi.	
	Totals =	10	10	30	80	40	5	2	1	1	0	90	350	145	90	198 sq. mi.	
6	CASTLE 1+	7	7	25	50	32	3	2	1	1	10	100	300	75	75	168 sq. mi.	
	SFMH 2	2	2	6	15	8	1	0	0	0	0	15	75	25	15	38 sq. mi.	
	SFMH 2	2	2	6	15	8	1	0	0	0	0	15	75	25	15	38 sq. mi.	

SFMH 1	1	1	3	10	4	1	0	0	0	0	10	50	20	10	22 sq. mi.
SFMH 1	1	1	3	10	4	1	0	0	0	0	10	50	20	10	22 sq. mi.
Totals =	13	13	43	100	56	7	2	1	1	10	150	550	165	125	288 sq. mi.

Kt = Knight  
 Sq = Squire  
 Sgt = Sergeant  
 P.Sgt = Petit Sergeant  
 Men = Men-at-Arms

Bks = Blacksmith  
 Arm = armorer  
 Scr = Scribe  
 Chap = Chaplain  
 Mer = Mercenaries  
 Yeoman = Freeholders  
 Serfs = Feudal Farmers

SFMH = Small Fortified Manor House  
 LFHM = Large Fortified Manor House  
 SK = Shell Keep  
 Cas. = Castle

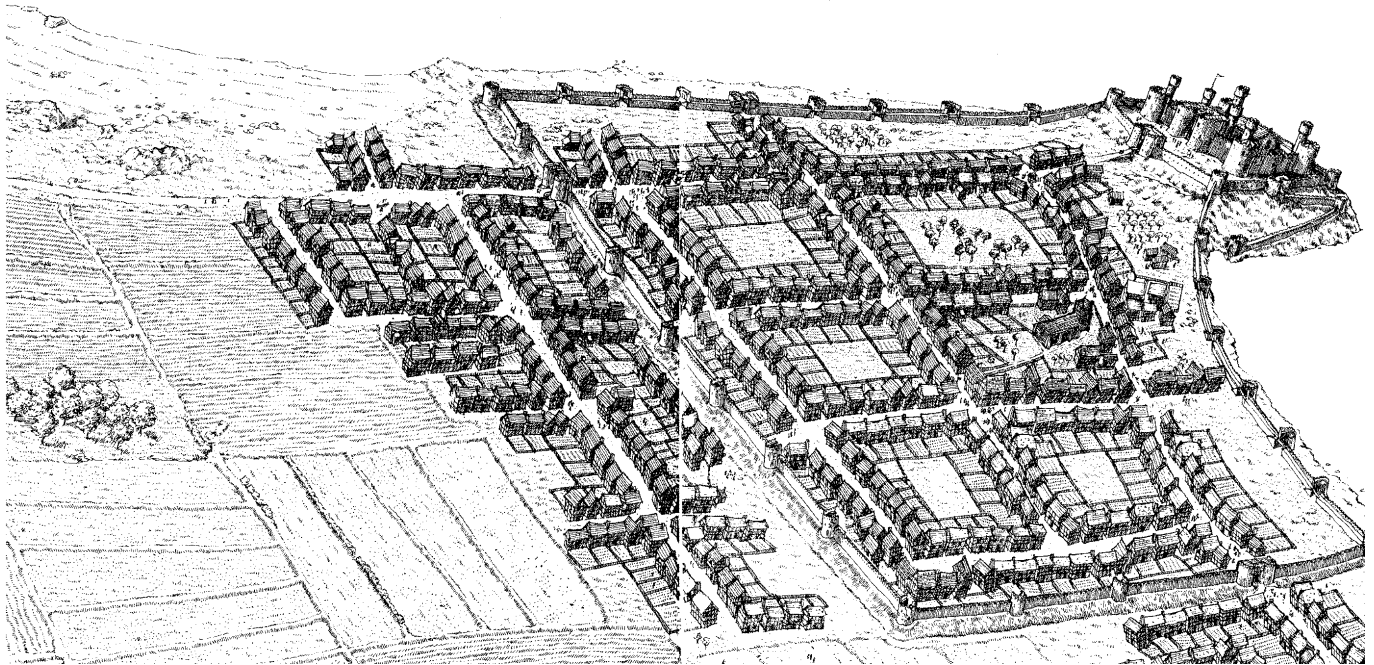


Table II: Frontier Manor  
 Men in Service to Overlord

ld6	Holding	Kts	Sqr	Sgt	Men	P. Sgt	Bks	Arm	Scr	Chap	mer	Yeoman	Serfs	Fief's Revenue	Rent from Vassals	Area of Holding
1	SFMH 1	3	3	10	25	16	1	1	0	1	0	30	125	25	10	75 sq. mi.
2	SFMH 2	3	3	10	25	16	2	1	0	1	10	30	125	30	10	85 sq. mi.
3	LFMH 3+	5	5	15	40	20	2	2	1	1	10	50	150	50	15	96 sq. mi.
	SFMH 1	3	3	10	25	16	1	1	0	1	0	30	125	25	10	75 sq. mi.
	Totals =	8	8	25	65	36	3	3	1	2	10	80	275	75	25	171 sq. mi.
4	SHELL KEEP 4	5	5	15	50	20	2	2	1	1	20	50	150	50	20	107 sq. mi.
	SFMH 1	3	3	10	25	16	1	1	0	1	0	30	125	25	10	75 sq. mi.
	SFMH 1	3	3	10	25	16	1	1	0	1	0	30	125	25	10	75 sq. mi.
	Totals =	11	11	35	100	52	4	4	1	3	20	110	400	100	40	257 sq. mi.
5	SHELL KEEP 5	6	6	20	50	32	3	2	1	1	20	100	300	75	50	160 sq. mi.
	SFMH 1	3	3	10	25	16	1	1	0	1	0	30	125	25	10	75 sq. mi.
	SFMH 1	3	3	10	25	16	1	1	0	1	0	30	125	25	10	75 sq. mi.
	SFMH 1	3	3	10	25	16	1	1	0	1	0	30	125	25	10	75 sq. mi.
	SFMH 1	3	3	10	25	16	1	1	0	1	0	30	125	25	10	75 sq. mi.
	Totals =	18	18	60	150	96	7	6	1	5	20	220	800	175	90	460 sq. mi.
6	CASTLE 1	6	7	25	50	36	3	3	1	1	20	100	300	75	75	200 sq. mi.
	SFMH 2	3	3	10	25	16	2	1	0	1	10	30	125	30	10	85 sq. mi.
	SFMH 1	3	3	10	25	16	1	1	0	1	0	30	125	25	10	75 sq. mi.
	SFMH 1	3	3	10	25	16	1	1	0	1	0	30	125	25	10	75 sq. mi.
	SFMH 1	3	3	10	25	16	1	1	0	1	0	30	125	25	10	75 sq. mi.
	SFMH 1	3	3	10	25	16	1	1	0	1	0	30	125	25	10	75 sq. mi.
	Totals =	21	22	75	175	116	9	10	1	6	30	250	725	205	125	585 sq. mi.

Table III: Knights Bannerette and Lesser Barons Holdings  
 Men in Service to Overlord

ld6	Holding	Kts	Sqr	Sgt	Men	P. Sgt	Bks	Arm	Scr	Chap	mer	Yeoman	Serfs	Fief's Revenue	Rent from Vassals	Area of Holding
1	CASTLE 1/A	7	7	25	50	36	2	2	1	1	15	100	300	75	75	225 sq. mi.
	SFMH 2	3	3	10	25	16	2	1	0	1	10	30	125	30	10	85 sq. mi.
	SFMH 2	3	3	10	25	16	2	1	0	1	10	30	125	30	10	85 sq. mi.
	SFMH 1	3	3	10	25	16	1	1	0	1	0	30	125	25	10	75 sq. mi.
	SFMH 1	3	3	10	25	16	1	1	0	1	0	30	125	25	10	75 sq. mi.
	SFMH 1	3	3	10	25	16	1	1	0	1	0	30	125	25	10	75 sq. mi.

	Totals =		22	22	75	175	116					250	925	210	125	620 sq. mi.
2	CASTLE 1/B	7	7	25	50	36	2	2	1	1	15	100	300	75	75	225 sq. mi.
	SFMH 2	3	3	10	25	16	2	1	0	1	10	30	125	30	10	85 sq. mi.
	SFMH 2	3	3	10	25	16	2	1	0	1	10	30	125	30	10	85 sq. mi.
	SFMH 1	3	3	10	25	16	1	1	0	1	0	30	125	25	10	75 sq. mi.
	SFMH 1	3	3	10	25	16	1	1	0	1	0	30	125	25	10	75 sq. mi.
	SK 4*	11	11	35	100	52						110	400	100	40	257 sq. mi.
	Totals =		30	30	100	250	152					330	1200	285	155	802 sq. mi.
3	CASTLE 1/C	7	7	25	50	36	2	2	1	1	15	100	300	75	75	225 sq. mi.
	SFMH 2	3	3	10	25	16	2	1	0	1	10	30	125	30	10	85 sq. mi.
	SFMH 2	3	3	10	25	16	2	1	0	1	10	30	125	30	10	85 sq. mi.
	SFMH 1	3	3	10	25	16	1	1	0	1	0	30	125	25	10	75 sq. mi.
	SFMH 1	3	3	10	25	16	1	1	0	1	0	30	125	25	10	75 sq. mi.
	SK 5*	18	18	60	150	96						220	800	175	90	385 sq. mi.
	Totals =		37	37	125	300	196					440	1600	360	205	930 sq. mi.
4	CASTLE 1/D	7	7	25	50	36	2	2	1	1	15	100	300	75	75	225 sq. mi.
	SFMH 2	3	3	10	25	16	2	1	0	1	10	30	125	30	10	85 sq. mi.
	SFMH 2	3	3	10	25	16	2	1	0	1	10	30	125	30	10	85 sq. mi.
	SFMH 1	3	3	10	25	16	1	1	0	1	0	30	125	25	10	75 sq. mi.
	SK 4*	11	11	35	100	52						110	400	100	40	257 sq. mi.
	SK 5*	18	18	60	150	96						220	800	175	90	385 sq. mi.
	Totals =		45	45	150	375	232					520	1875	435	235	1112 sq. mi.
5	CASTLE 1/E	7	7	25	50	36	2	2	1	1	15	100	300	75	75	225 sq. mi.
	SFMH 2	3	3	10	25	16	2	1	0	1	10	30	125	30	10	85 sq. mi.
	SFMH 2	3	3	10	25	16	2	1	0	1	10	30	125	30	10	85 sq. mi.
	LFMH 3*	8	8	25	65	36	2	2	1	1	10	80	275	75	25	171 sq. mi.
	SK 4*	11	11	35	100	52						110	400	100	40	257 sq. mi.
	SK 5*	18	18	60	150	96						220	800	175	90	385 sq. mi.
	Totals =		50	50	165	415	252					570	2025	485	250	1208 sq. mi.
6	CASTLE 1/F	7	7	25	50	36	2	2	1	1	15	100	300	75	75	225 sq. mi.
	SFMH 2	3	3	10	25	16	2	1	0	1	10	30	125	30	10	85 sq. mi.
	LFMH 3	8	8	25	65	36	2	2	1	1	10	80	275	75	25	171 sq. mi.
	LFMH 3*	8	8	25	65	36	2	2	1	1	10	80	275	75	25	171 sq. mi.
	SK 4*	11	11	35	100	52						110	400	100	40	257 sq. mi.
	SK 5*	18	18	60	150	96						220	800	175	90	385 sq. mi.
	Totals =		55	55	180	485	272					620	2175	530	265	1294 sq. mi.

\*Holdings of vassals who have sub-infeudated their lands and have vassals of their own. See Frontier Manor LFMH 3, Shelf Keep 4 and Shell Keep 5 to determine the nature of **these holdings**.

Table IV: Baronial Holdings, Interior Manor  
Men in Service to Overlord

ld6	Holding	Kts	Sqr	Sgt	Men	P. Sgt	Bks	Arm	Scr	Chap	mer	Yeoman	Serfs	Fief's Revenue	Rent from Vassals	Area of Holding
1	CASTLE I	10	10	36	50	36	3	3	1	1	20	100	300	100	75	192 sq. mi.
	SFMH 3*	3	3	11	30	16						30	150	50	30	72 sq. mi.
	SFMH 4*	6	6	19	50	28						55	250	80	50	128 sq. mi.
	LFMH 5*	10	10	30	80	32						90	350	145	90	198 sq. mi.
	LFMH 5*	10	10	30	80	32						90	350	145	90	198 sq. mi.
	LFMH 5*	10	10	30	80	32						90	350	145	90	198 sq. mi.
	Totals =		49	49	156	370	176					455	1750	665	425	986 sq. mi.
2	CASTLE II	10	10	36	60	48						125	400	150	100	230 sq. mi.
	SFMH 3*	3	3	11	30	16	3	3	1	1	20	30	150	50	30	72 sq. mi.
	SFMH 4*	6	6	19	50	28						55	250	80	50	128 sq. mi.
	LFMH 5*	10	10	30	80	32	2	2	1	1	10	90	350	145	90	198 sq. mi.
	LFMH 5*	10	10	30	80	32	2	2	1	1	10	90	350	145	90	198 sq. mi.
	LFMH 5*	10	10	30	80	32	2	2	1	1	10	90	350	145	90	198 sq. mi.
	LFMH 5*	10	10	30	80	32	2	2	1	1	10	90	350	145	90	198 sq. mi.
	Totals =		59	59	186	460	220					570	2200	860	540	1222 sq. mi.
3	CASTLE III	12	12	48	100	60	3	3	1	1	30	150	500	175	125	295 sq. mi.
	SFMH 3*	3	3	11	30	16						30	150	50	30	72 sq. mi.
	SFMH 4*	6	6	19	50	28						55	250	80	50	128 sq. mi.
	LFMH 5*	10	10	30	80	32	2	2	1	1	10	90	350	145	90	198 sq. mi.
	LFMH 5*	10	10	30	80	32	2	2	1	1	10	90	350	145	90	198 sq. mi.
	LFMH 5*	10	10	30	80	32	2	2	1	1	10	90	350	145	90	198 sq. mi.
	LFMH 5*	10	10	30	80	32	2	2	1	1	10	90	350	145	90	198 sq. mi.
	CAS. I/A*	22	22	75	175	116						250	925	210	125	620 sq. mi.
	Totals =		83	83	273	675	348					845	3225	1095	690	1907 sq. mi.

4	CASTLE IV	15	15	60	150	72	4	3	1	2	50	200	600	250	150	385 sq. mi.
	SFMH 3*	3	3	11	30	16						30	150	50	30	72 sq. mi.
	SFMH 4*	6	6	19	50	28						55	250	80	50	128 sq. mi.
	LFMH 5*	10	10	30	80	32	2	2	1	1	10	90	350	145	90	198 sq. mi.
	LFMH 5*	10	10	30	80	32	2	2	1	1	10	90	350	145	90	198 sq. mi.
	LFMH 5*	10	10	30	80	32	2	2	1	1	10	90	350	145	90	198 sq. mi.
	CAS. I /A*	22	22	75	175	116						250	925	210	125	620 sq. mi.
	CAS. I/13*	30	30	100	250	152						330	1200	285	155	802 sq. mi.
	CAS. I/C*	37	37	125	300	196						440	1600	360	205	930 sq. mi.
	Totals =	143	143	480	1195	676						1575	5775	1670	985	3531 sq. mi.
5	CASTLE V	20	20	80	200	84	5	3	1	2	50	250	800	350	200	485 sq. mi.
	LFMH 5*	10	10	30	80	32	2	2	1	1	10	90	350	145	90	198 sq. mi.
	LFMH 5*	10	10	30	80	32	2	2	1	1	10	90	350	145	90	198 sq. mi.
	LFMH 5*	10	10	30	80	32	2	2	1	1	10	90	350	145	90	198 sq. mi.
	LFMH 5*	10	10	30	80	32	2	2	1	1	10	90	350	145	90	198 sq. mi.
	LFMH 5*	10	10	30	80	32						90	350	145	90	198 sq. mi.
	CAS. I/A*	22	22	75	175	116						250	925	210	125	620 sq. mi.
	CAS. I/13*	30	30	100	250	152						330	1200	285	155	802 sq. mi.
	CAS. I/C*	37	37	125	300	196						440	1600	360	205	930 sq. mi.
	CAS. II*	59	59	186	450	208						545	2100	810	515	1184 sq. mi.
	Totals =	218	218	716	1775	916						2265	8375	2740	1650	5011 sq. mi.
6	CASTLE VI	25	25	100	250	100	5	4	1	2	100	300	1000	500	300	617 sq. mi.
	LFMH 5*	10	10	30	80	32	2	2	1	1	10	90	350	145	90	198 sq. mi.
	LFMH 5*	10	10	30	80	32	2	2	1	1	10	90	350	145	90	198 sq. mi.
	LFMH 5*	10	10	30	80	32	2	2	1	1	10	90	350	145	90	198 sq. mi.
	LFMH 5*	10	10	30	80	32	2	2	1	1	10	90	350	145	90	198 sq. mi.
	LFMH 5*	10	10	30	80	32						90	350	145	90	198 sq. mi.
	CAS. I/A*	22	22	75	175	116						250	925	210	125	620 sq. mi.
	CAS. I/13*	30	30	100	250	152						330	1200	285	155	802 sq. mi.
	CAS. I/C*	37	37	125	300	196						440	1600	360	205	930 sq. mi.
	CAS. II*	59	59	186	450	208						545	2100	810	515	1184 sq. mi.
	CAS. II*	59	59	186	450	208						545	2100	810	515	1184 sq. mi.
	CAS. III*	83	83	273	675	348						845	3225	1095	690	1907 sq. mi.
	Totals =	355	355	1165	2870	1456						3615	13550	4650	2865	8036 sq. mi.

Table V: Baronial Holdings, Frontier Manor  
Men in Service to Overlord

ld6	Holding	Kts	Sqr	Sgt	Men	P. Sgt	Bks	Arm	Scr	Chap	mer	Yeoman	Serfs	Fief's Revenue	Rent from Vassals	Area of Holding
1	CASTLE I	10	10	36	50	36						100	300	100	75	225 sq. mi.
	LFMH 3*	8	8	25	65	36						80	275	75	25	171 sq. mi.
	LFMH 3*	8	8	25	65	36						80	275	75	25	171 sq. mi.
	SK 4*	11	11	35	100	52						110	400	100	40	257 sq. mi.
	SK 4*	11	11	35	100	52						110	400	100	40	257 sq. mi.
	SK 5*	18	18	60	150	96						220	800	175	90	385 sq. mi.
	Totals =	66	66	216	530	308						700	2450	625	295	1466 sq. mi.
2	CASTLE II	10	10	36	60	48						125	400	150	100	230 sq. mi.
	LFMH 3*	8	8	25	65	36						80	275	75	25	171 sq. mi.
	LFMH 3*	8	8	25	65	36						80	275	75	25	171 sq. mi.
	SK 4*	11	11	35	100	52						110	400	100	40	257 sq. mi.
	SK 4*	11	11	35	100	52						110	400	100	40	257 sq. mi.
	SK 5*	18	18	60	150	96						220	800	175	90	385 sq. mi.
	SK 5*	18	18	60	150	96						220	800	175	90	385 sq. mi.
	Totals =	84	84	276	690	416						945	3350	850	410	1856 sq. mi.
3	CASTLE III	12	12	48	100	60						150	500	175	125	295 sq. mi.
	LFMH 3*	8	8	25	65	36						80	275	75	25	171 sq. mi.
	LFMH 3*	8	8	25	65	36						80	275	75	25	171 sq. mi.
	SK 4*	11	11	35	100	52						110	400	100	40	257 sq. mi.
	SK 4*	11	11	35	100	52						110	400	100	40	257 sq. mi.
	SK 4*	11	11	35	100	52						110	400	100	40	257 sq. mi.
	SK 5*	18	18	60	150	96						220	800	175	90	385 sq. mi.
	CAS. I/C	37	37	125	300	196						440	1600	360	205	930 sq. mi.
	Totals =	116	116	388	980	580						1 300	4650	1 160	590	2723 sq. mi.
4	CASTLE IV	15	15	60	150	72						200	600	250	150	385 sq. mi.
	LFMH 3*	8	8	25	65	36						80	275	75	25	171 sq. mi.
	LFMH 3*	8	8	25	65	36						80	275	75	25	171 sq. mi.
	SK 4*	11	11	35	100	52						110	400	100	40	257 sq. mi.
	SK 4*	11	11	35	100	52						110	400	100	40	257 sq. mi.

	SK 5*	18	18	60	150	96	220	800	175	90	385 sq. mi.
	CAS. I/C	37	37	125	300	196	440	1600	360	205	930 sq. mi.
	CAS. I/D	45	45	150	375	232	520	1875	435	235	1112 sq. mi.
	CAS. I/E	50	50	165	415	252	570	2025	485	250	1208 sq. mi.
	Totals =	203	203	680	1720	1024	2330	8250	2055	1060	4876 sq. mi.
5	CASTLE V	20	20	80	200	84	250	800	350	200	485 sq. mi.
	LFMH 3*	8	8	25	65	36	80	275	75	25	171 sq. mi.
	LFMH 3*	8	8	25	65	36	80	275	75	25	171 sq. mi.
	SK 4*	11	11	35	100	52	110	400	100	40	257 sq. mi.
	SK 4*	11	11	35	100	52	110	400	100	40	257 sq. mi.
	SK 5*	18	18	60	150	96	220	800	175	90	385 sq. mi.
	CAS. I/C*	37	37	125	300	196	440	1600	360	205	930 sq. mi.
	CAS. I/D*	45	45	150	375	232	520	1875	435	235	1112 sq. mi.
	CAS. I/E*	50	50	165	415	252	570	2025	485	250	1208 sq. mi.
	CAS. II*	84	84	276	690	416	945	3350	850	410	1856 sq. mi.
	Totals =	292	292	976	2460	1452	3325	11800	3005	1520	6832 sq. mi.
6	CASTLE VI	25	25	100	250	100	300	1000	500	300	617 sq. mi.
	LFMH 3*	8	8	25	65	36	80	275	75	25	171 sq. mi.
	SK 4*	11	11	35	100	52	110	400	100	40	257 sq. mi.
	SK 4*	11	11	35	100	52	110	400	100	40	257 sq. mi.
	SK 5*	18	18	60	150	96	220	800	175	90	385 sq. mi.
	CAS. I/C*	37	37	125	300	196	440	1600	360	205	930 sq. mi.
	CAS. I/D*	45	45	150	375	232	520	1875	435	235	1112 sq. mi.
	CAS. I/E*	50	50	165	415	252	570	2025	485	250	1208 sq. mi.
	CAS. I/F*	55	55	180	485	272	620	2175	530	265	1294 sq. mi.
	CAS. II*	84	84	276	690	416	945	3350	850	410	1856 sq. mi.
	CAS. III*	116	116	388	980	580	1300	4650	1160	590	2466 sq. mi.
	Totals =	460	460	1539	3910	2284	5215	18550	4770	2450	10553 sq. mi.

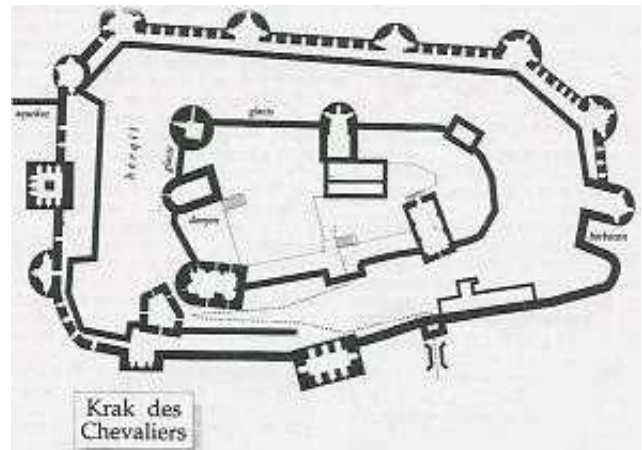



Table VI: Towns

ld20	Population	Wall	Citadel	Mer.Sgt	Mer Men	Militia	Tax to overlord	Tax to town
1	250	-	-	-	-	20-30	8gp	8gp
2	500	-	-	-	-	50-70	15gp	15gp
3	1000+	18'	-	4	10	80	30gp	30gp
4	1500+	18'	-	8	20	100	50gp	50gp
5	2000+	18'	-	8	20	125	60gp	60gp
6	3000+	18'	SK 35'	12	30	200	100gp	100gp
7	4000+	18'	SK 35'	12	40	250	125gp	125gp
8	5000+	18'	SK 35'	20	50	400	175gp	150gp
9	6000+	18'	SK 35'	24	70	500	200gp	175gp
10	7000+	25'	I Cas	30	90	600	250gp	200gp
11	8000+	25'	I Cas	32	100	700	280gp	220gp
12	9000+	25'	I Cas	40	125	800	320gp	230gp
13	10000+	25'	II Cas	48	150	1000	350gp	250gp
14	12500+	25'	III Cas	60	175	1250	420gp	300gp
15	15000+	25'	IV Cas	75	200	1500	500gp	350gp
16	17500+	25'	IV Cas	100	250	1750	600gp	400gp
17	20000+	25'	V Cas	125	300	2000	680gp	450gp
18	25000+	30'	VI Cas	150	350	2500	750gp	500gp

19	30000+	30'	VI Cas	175	400	3000	800gp	550gp
20	40000+	35'	VI Cas	200	500	4000	900gp	600gp

Population	= Adult citizens 20% are fit for Military service.
Wall	= Height of Wall surrounding town, 25'+ walls have moats. All Walls have one or more Fortified Gates.
Citadel	= Type of inner fortification commanding the town.
Mer. Sgts	= Mercenary Sergeants employed by town.
Mer Men	= Mercenary Men-At-Arms employed by town.
Tax to overlord	= Taxes paid to Overlord if Town not Chartered or Independent.
Tax to town	= The Monthly Revenue generated by town.



## Medieval Castles



castle is not just a stone fortress. A fortress is built to achieve a purely military objective, which is to dominate a specific location. Its garrison's primary mission is to defend the fortress and deny it to the enemy.

A castle is built to project military power, to dominate the surrounding countryside. To control a region requires much more than a passive defense at a single point. Contrary to common belief, the Medieval European castle was never intended as a refuge of last resort into which local people fled whenever enemies invaded the area.

To actively project power, a good portion of any castle's garrison consisted of a highly mobile force of heavily armed and armored cavalry. Such fighting men rarely sat around in barracks. Strong mounted patrols were constantly in motion, covering a radius of 10 to 30 miles from the castle. Their mission was to be alert for any sign of trouble and, when the occasion warranted it, to do a bit of "mischief" themselves. Their scouting missions along the borders of the demesne gave early warning of incursions by enemy raiding parties or invasion forces. They policed the area, hunted down brigands, and kept the peace.

Only in this way could protection be given to the peasants who worked for the lord of the castle. And make no mistake about it: a feudal lord did value his serfs as the source of food, labor, and other wealth which he required to maintain himself and his family and to provide for his armed retainers.

Building a castle was always a positive and forceful effort to control a conflict, not to retreat from it. Even in times of siege the mounted troops made frequent sorties, for the castle existed to mount aggressive operations against the enemy. The castle was powerfully fortified to provide a secure base of operations for the mobile forces in the garrison. Its broad moat, its high walls and battlements, bastions and towers, its complex internal protections, and its great overshadowing donjon; all these provided for the magnification of a garrison's power. In fact, the garrison was always much larger than the numbers required to hold the castle. This makes sense seeing as how at least half the garrison was on patrol most of the time.

Rarely would a besieging force less than ten times the garrison's

numbers be able to take such a stronghold by storm. Even if a siege was successful, the casualties suffered by the attacking force could prove staggering.

The castle dominated western European life between 900 and 1500 A.D. In those six centuries, the castle evolved from an earth-work and wooden stockade construction into a highly sophisticated fortification of stone incorporating all the military lore accumulated throughout history.

The castle differed from all previous fortifications in that it was intensely personal. It belonged to a baron or king and was representative of his station, power, and wealth. Clearly, any great noble would lavish considerable attention and resources on maintaining and improving such a fortification as an unmistakable demonstration of his importance and power.

The castle was a secure residence for the lord and his family, usually with a fine hall and private chambers for the nobility. There were servants and kitchens and winecellars. In its day, it was a place where the ruling class lived in comparative luxury.

The castle was the political center of the region controlled by the lord. It was where he held court, took council from his vassals, made decisions affecting his demesne, and judged those accused of crimes. The donjon, the most secure place in the castle, was not only a final refuge but also a place where the lord held important political prisoners—enemy nobles who had fallen into his hands. Common criminals were rarely imprisoned. As we shall see later, feudal justice dealt with ordinary lawbreakers in far more summary fashion than imprisonment.

The castle was both a military base and supply depot, complete with a commissariat, ordinance factory, and proving ground. Within its walls were barracks for the troops; stables for the horses; storehouses well stocked with food and other general supplies; an armory for the arms, armor, and munitions required if war did break out; and a smithy in which the blacksmith and the castle armorer could fashion whatever items of metal the castlefolk might need. The castle was always a noisy, busy place.

Finally, the castle was a strong fortress guarding a strategic location that had to be denied to enemy control. The castle's presence and its mobile garrison, demanded that any invader capture it or else contain it by diverting part of their forces to guard

against the garrison sallying forth to conduct offensive operations of its own. Even a few castles left to the flanks and rear of an invading army seriously depleted an invader's fighting strength!

To summarize, the Medieval castle was a symbol of power, a residence, an administrative center, a military base, a supply depot, a marshalling point for troops gathered to form an army for both offensive and defensive operations, a strong point denying a strategic location to enemy invaders, and a means of drawing off some of the strength of an invading army.

## The Castellán

**O**ften the lord ran his castle personally, but when he held a number of castles, he left such matters to a military commander or castellán. (In England, royal castelláns were called constables.) To perform his duties well, the castellán had to be a man of considerable ability and knowledge. He also had to be trust- worthy.

In peace time, the castellán governed and administered the area controlled by the castle. This required skills like those of any bureaucrat at "top management" level. As the commander of a fortified base, he needed to be expert in a field we now call "military engineering," for he directed routine maintenance and repairs and also the construction of new or improved defense works. He had to see that the castle was always stocked with sufficient stores of food, fodder, armaments, and munitions, for the situation could rapidly change.

In war time, the castellán had to be capable of a great deal more than conducting a dogged last stand in the hope of being saved by the timely arrival of a relieving force. Castles were intended to carry the fight to the enemy wherever possible. Thus the castellán had to be a good field commander. Aggressive patrolling from the castle in peace and war often drove off raiders before they could do much damage. In war, the garrison harassed an invading army by interfering with their foraging and mounting direct attacks against them where they were weakest. Under siege, the garrison took every opportunity to sally forth, destroying enemy siegeworks and supplies or counterattacking during decisive moments of an assault against the castle. Castelláns had to be good managers, skilled commanders, and highly aggressive "fire eaters" to do their jobs well.

## Castle Building

**T**he first task in constructing a castle was to select a suitable site. In choosing a site, a number of things needed to be considered: it should not be too remote, a ready source of water should be available, natural obstacles should be incorporated into the defense design, and building materials should be readily accessible. Site selection required the talent of builders and soldiers, and often a committee of them surveyed and selected the site.

Where the castle was to be built determined for the most part what the major building material was to be. Stone was the strongest building material. An ideal situation would be one in which the stone was hewn from the ditches or moats which would become part of the overall defenses. Most often, however, local stone was suitable for little more than rubble filling between walls. This meant that dressed stone had to be brought to the site, usually at great cost. In many areas, brick was used, especially if suitable clay was at hand.

Enormous quantities of sand, lime and water were also needed to make mortar. Wooden timber was used in large amounts for scaffolding and support beams. Iron and steel were important as well, for nails, hinges, spikes, and other hardware. Often the design of the castle was influenced heavily by its owner. Many knights had a good working knowledge of military architecture due to their exposure to wars and the Crusades. As the castle was a vital weapon, it was only fitting that owners be influenced by the available military minds of the time.

Even though the owner might have a hand in the design process, the actual work of supervising the construction was left to the skilled professionals. Working in stone is a highly detailed craft, and the master masons were men of great expertise in stonework. While the master mason supervised the actual construction, a clerk would organize the building supplies, pay the workmen, and keep accounts.

Since the castle was a feudal institution, it was only natural that the lord would use his rights over his tenants to compel them to work on its construction. Actually, this type of public obligation existed in many places before the castle came about. Maintaining and constructing public works was a very ancient concept in many cultures. A common means of gathering labor for castle construction was the contract, generally between the master mason and the lord. Usually, the mason agreed to provide the labor while the lord provided materials and paid for the job.

The highly ordered structure of medieval society is well-demonstrated in the division of labor in building castles. Tasks involved were carefully differentiated. Normally, the peasants' role was confined to transporting materials. On the work site were ditch diggers, hammerers, levellers, foundation workers, stone breachers, carriers, mortar makers, smiths, carpenters, and turf cutters, to mention some of the specialty jobs. The largest labor force was needed during the initial stages of construction.

The foundations of castles had to be laid out with great care. Wherever possible, bedrock was used, but in many places, wooden piles driven into the ground made do. Stability could also be achieved by piling earth around the base of a tower or keep.

Typically, the walls of a castle were composite in construction. They consist of inner and outer wall faces carefully built out of stone. The space between them would be filled with coarse rubble and mortar, forming a very strong wall. Early walls were often made of small square stones. Later large rectangular blocks were used. In the eleventh century herringbone stonework became common. In Germany, as well as in many Crusader castles, *en bosse*, or "rusticated," masonry was used. This technique leaves the center of a stone block rough, while its edges are cut square and smooth.

Scaffolding was needed to build high walls, and often it is possible to see by the holes left in the face of a wall how this was done. Sometimes the walls of a tower were built up around the wooden scaffold; in other instances, spiral ramps were built and served as scaffolding.

Although there are examples of great castles having been built in only a few years, the average completion rate would be about 5 to 10 years. A castle such as Harlech would take from seven to ten years to complete. Work on the walls had to stop during winter when the freezing temperatures prevented the mortar from setting properly. Also the shorter days meant less daylight hours to work. Normally winter work was restricted to the quarrying and dressing of the stone.

## Basic Elements of Castle Construction

**T**he strength of a castle depends upon its defense works and the site upon which they are built. This section outlines the elements of castle construction so that Game Masters and players may be able to design and construct their own feudal fortifications and also discuss them with a degree of authenticity.

**ALLURE:** A walkway running along the top of the wall behind the parapet, upon which the defenders can stand. The walkway might be an integral part of a thick masonry wall or it might be a wooden platform supported by scaffolding. Typically, the walkways along outer defenses only had a very low parapet on the inner side, if at all, to guard against accidental falling but did not provide protection against fire from the inner defenses. This enabled defending archers to sweep the wall of any attackers who got over the parapet. In the later castles, the allure was often partitioned off or else blocked by towers, on the same principle as watertight bulkheads on a ship. This prevented attackers from freely using the walkway to spread left and right along the defense work once they had swarmed over the ramparts.

**BAILEY:** An large open space or courtyard located inside the defensive works, usually with castle outbuildings (barracks, stables, storehouses, etc.) around the edges of the open area.

**BARBICAN:** Forward defense works beyond the walls, guarding the approaches to the gatehouse.



**BASTION:** A projecting section of a wall, rectangular or semicircular in shape. Firing from either flank, archers could sweep the spaces in front of the curtain wall. Bastions also provided large fighting platforms, on which war engines could be sited for defense. Bastions often were at the same height as the walls. Some were built higher so as to command the walls if an attacker gained the ramparts of the walls. However, in all cases, the rear of a bastion was left open, so that if it were captured, the enemy was still exposed to fire from the inner defenses.

**BATTLEMENT:** a crenelated (indented) parapet on the rampart or top of a defensive wall.

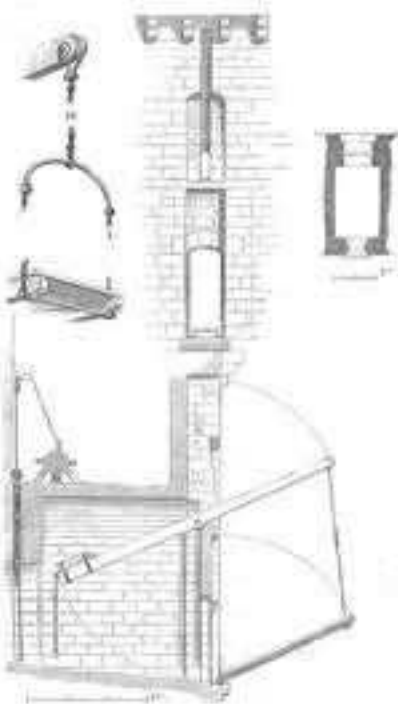
**CURTAIN WALL:** A sheer-sided masonry wall of varying height and thickness, typically connecting bastions or towers.

**DONJON:** Also known as a keep, the donjon was a tower of exceptional height, strength, and overall size which served as the citadel or final stronghold of the castle. In some instances, donjons exceeded 125 feet in height and had walls 15 to 25 feet thick at the lower levels.

Entrance to the donjon was at the second level. A narrow flight of stairs had to be climbed to reach the heavily reinforced door. These stairs invariably ascended from right to left, forcing climbers to expose their unshielded sides to the tower defenders above. Because they were the most secure part of a castle complex, the donjons contained the "dungeons" for prisoners. In some instances, the donjons were also large enough to hold a great hall

and residence rooms for the lord and his family, as well as storerooms, an armory, and guardrooms.

**DRAW BRIDGE:** A stoutly built wooden bridge hinged at one end and free at the other so that it could be raised up or let down so as to prevent or permit passage over it. A drawbridge typically was from 15 to 20 feet long and never wider than required to allow a wagon or cart to pass. When the moat, ditch, or larger expanse of water defenses was wider than that, there would be a permanent wooden bridge or an earthen causeway extending out toward the castle.



Sometimes an outwork like a miniature gate-house would be placed to defend the approaches to the drawbridge and gate. Such outworks had to be taken before the attackers would be able to consider assaulting the gatehouse or barbican itself. As in the case of all defenses, these outermost works were vulnerable to fire from the gatehouse and outer curtain wall, so taking it would gain the attacker little advantage, while still costing him valuable resources to capture it.

**EARTHWORK:** Dirt and turf piled to form a fairly steep-sided earth wall, and partially or completely enclosing a defense position. Removing the earth to build the defense works also left a ditch, used as an outer defense. Often, the top of the earthwork was reinforced by a palisade and wooden towers. Roman legionary camps were constructed in such a manner, and so were the burgs or earth forts of the Dark Ages.

**EMBRASURE:** A space between merlons, usually 2 or 3 feet wide and often with a sill that sloped down and outward to permit the firing of arrows at enemies below the wall. The sill wall was generally around 3 feet high—around waist height. (~20% to hit someone standing behind an Embrasure. Those ducking for cover behind an Embrasure cannot be hit.)

**FOSSE:** Also called a dry ditch, a fosse was often the main defense work beyond the walls of many medieval fortifications and often enclosed the entire works. Ditches were at least 20 feet wide and 10 feet deep. Often they were broader and deeper. To make crossing the ditch especially difficult and perilous, sharpened stakes sometimes were set at the bottom. Dry ditches would be cut into living rock as well as dug out of softer ground. Though not flooded, even a well-constructed fosse could prove to be a formidable defense.

**GATE:** A gate is, of course, nothing more than a large, solid door or pair of doors constructed of heavy beams and planks of wood, often reinforced by iron and sometimes sheathed in metal to make them more resistant to burning.

**GATEHOUSE:** A structure consisting of stout towers closely flanking the main gate of a castle. The tunnel-like passageway inside often consisted of a covered way flanked by archery loopholes and with ports in the roof overhead. This area thus became a killing ground if an enemy ever broke through the outer gate. The second or third storey of the gate-house contained the lifting mechanisms for drawbridges, portcullises, etc. Relatively modest structures at first, gate-houses became increasingly powerful fortifications as castle engineering progressed.

As siegecraft became a fine science, it was clear that once the bailey of a castle was breached, the traditional donjon-style citadel would eventually fall because it was designed for passive defense. Ironically, while the gate was one of the weakest points in a castle's defenses, the fact that it attracted attacks also provided an opportunity for the defenders to kill large numbers of attackers. Therefore, very strong flanking towers before and behind the gate were sited to menace any line of approach, whether from outside or inside the castle!


The gatehouse eventually became the strongest defense work of many castles built in the later 13th century and afterward. Remember, the castle was designed for offensive defense, not passive defense. Where possible, the defenders attempted to carry the fight to the enemy. It made good sense to make the gatehouse the citadel. So long as the gatehouse remained in the hands of the defenders, the castle just could not be taken. A besieging force had to seize the gate and its defenses. If it fell and the bailey was overrun, the castle would fall, too. The traditional donjon was no longer necessary!

**HOARDING:** Also known as a battice, the hoarding was a temporary wooden platform built out from the battlements, from which stones and missiles could be directed against attackers through slots in the flooring. The hoarding often was covered over by a roof and the embrasures shuttered to provide the defenders with considerable protection against enemy fire.

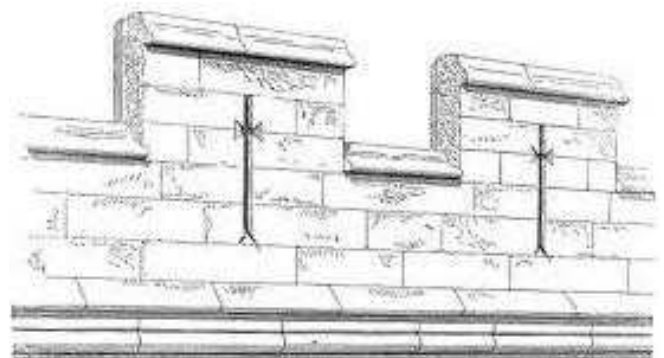
**INNER WARD:** A courtyard inside the inner defense works of a castle. Like the outer ward, it was overlooked by the donjon and other towers of the inner defenses and became a killing ground exposed to missile fire if the attackers did gain access.

**LOOPHOLE:** A narrow slot through the stonework of a merlon or through the wall itself which enabled defending archers could fire at attackers outside without exposing themselves to return fire. Early castles rarely had loopholes because archery was not held in particularly high esteem. The bows of the time had relatively limited range and penetrating power. It was not until the later part of the 13th century that archery in the form of longbowery and crossbowery began to play a significant part in warfare. As a result, it was at that time that loopholes began appearing in fortification works. (~75% to hit anyone firing from behind a loophole.)

**MACHIOCOLATION:** A sophisticated evolution of the hoarding, machiocolation involved extending the battlements on a platform resting on projecting blocks of stones, also know as corbels, so that it overhung the outer base of the wall. Loopholes and ports would pierce the machiolated platform at intervals so arrows could be fired down on attackers without exposing the archers. These ports could also be used to drop rocks, pour boiling water, etc., on the attacking troops below at the foot of the walls or towers.



**MERLON:** A section of a masonry battlement raised typically 4 to 6 feet above the level of the parapet and also 5 to 6 feet wide. The crenelation that merlons provided gave good cover from enemy observation and missile fire. (~35% to hit anyone standing behind a Merlon. Those ducking behind a Merlon cannot be hit.)

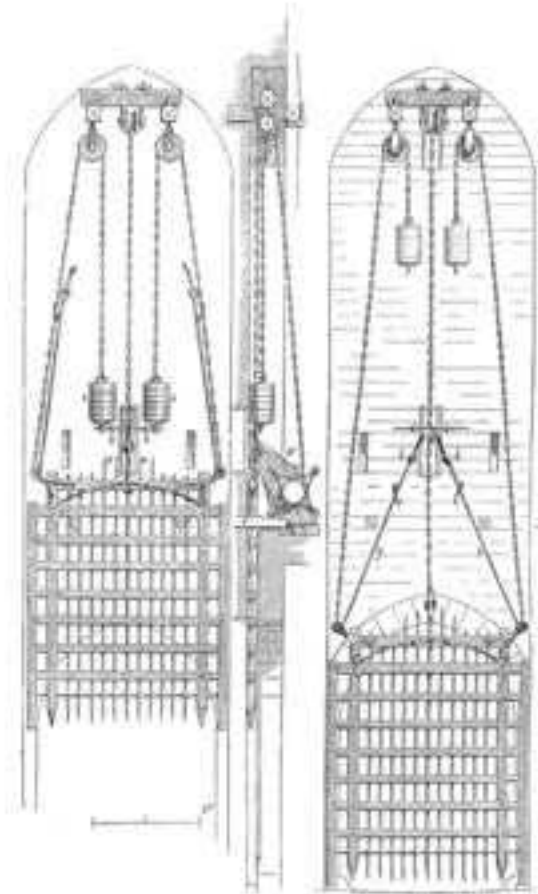
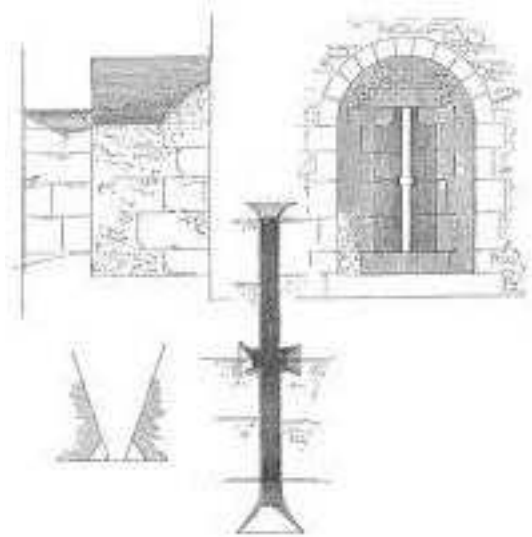


**MOAT:** A flooded ditch at least 20 feet wide and 10 feet deep. Water defenses are used whenever possible because they greatly impede siege operations. Lakes, rivers, or marshes in the area often are incorporated into the water defenses when it is possible to do so.



**MOTTE:** Norman-French word for "turf;" the motte was a large mound anywhere from 25 to 125 feet high and from 50 to 300 feet across from the top. In some instances, these were natural earth hillocks flattened at the top and the sides shaped into steep slopes. In other cases, they were artificial constructions thrown up by using the fill dirt from the surrounding ditch or fosse.

**MURDER HOLES:** Holes pierced in the floor of the fighting room of the gatehouse allowing attackers to shoot arrows as well as pour boiling oil on attackers below.



**OUTER WARD:** The bailey lying between the outermost walls of a castle and a second, usually far stronger line of walls, bastions, towers, etc., protecting the inner ward and the donjon. As a rule, this was an area in which barracks, stables, smithy, storehouses, drill ground, etc., were located. The bailey was the site in which much of the daily work and life of the castle took place in peacetime. Because it was exposed to fire from the inner defenses, it often became a killing ground if attackers did get inside the outer defense works.

**PALISADE:** An enclosing wall of "pales" (stakes or poles) pointed at the end and fixed deeply in the ground in a close row.

**PARAPET:** A wall of earth, wood, or stone, typically breast-high and used to cover troops from enemy observation and fire.


**PIERCED MERLON:** A merlon pierced by a loophole through which a defender could fire arrows down at the enemy while enjoying exceptionally good cover from enemy observation and missile fire. (-75% to hit anyone firing from behind a pierced Merlon.)

**PLINTH:** A thick, reinforced, angled section at the base of a wall and particularly of a tower. Well-constructed castles often had plinths covering the lower 10 to 20 feet of a wall to provide as much extra strength as possible to resist battering by rams and siege engines.

**PORTCULLIS:** A grating or grill constructed of heavy, iron-reinforced wooden beams or even of iron bars which could be lowered from slots in the roof of a gateway or passageway. Large portcullises would often be used to defend major gateways, and even the communications in some towers and barbicans would be controlled by portcullises in internal passageways. Such inner defenses allowed attacks to be contained. Thus attackers who had broken in might well find further advance cut off and possibly even that their retreat had been cut off behind them.

**POSTERN:** A tunnel serving as a means of reaching the ditch and outworks of a fortification. It was general practice to keep the existence of such a tunnel secret from all but a few trusted retainers.

**POSTERN GATE:** Literally meaning a "back door," a postern gate is a smaller gate distinct from the main entrance. Such gates were usually very well situated so that they could not be assaulted except with great difficulty. They could also be used for surprise attacks (sallies) against a besieging enemy. Thus they were sometimes called sally ports.



**ROUND WAY:** A walkway which enabled defenders to move along a ring wall without being impeded. This allowed rapid deployment of defenders to a threatened position. However, as mentioned in the

notes on the allure, if the round way was not broken in some way by partitions, towers, etc., it could prove to be an easy route along the top of the defense works for enemies who had gained the wall.

**SHUTTER:** A heavy wooden cover hinged at the top and hung between merlons to provide cover to defenders in the embrasure. An archer was well-protected by the shutter, which could be held slightly open to give him time to mark his targets and take careful aim with little fear of being shot himself.

**TOWER:** A self-contained fortification capable of all-around defense and built taller than the curtain walls. They provided local strongholds to overlook and command adjacent sections of walls, to protect corners of fortifications, and to guard gates and approaches from assault. A tower was also designed to hold out for a time as an independent strong-hold if the wall defenses were overrun.

Towers were of square (or rectangular) construction at first, but by the 12th century, new towers were round because they were far stronger. To resist battering, the ground level was generally thicker than higher levels. Towers had several storeys, each 12 to 15 feet high—including floor and ceiling beams and planking. Access was through reinforced doors. In many instances the entrances were at the second level and reached by climbing narrow stairs along the side of the towers. In keeping with the need for a powerful defense, tower walls had no windows at ground level. Often the second storey was also windowless, although it might have archery loopholes. Higher levels might have an occasional window of a fair size. These were invariably guarded by iron grillworks and could be shuttered in time of war.

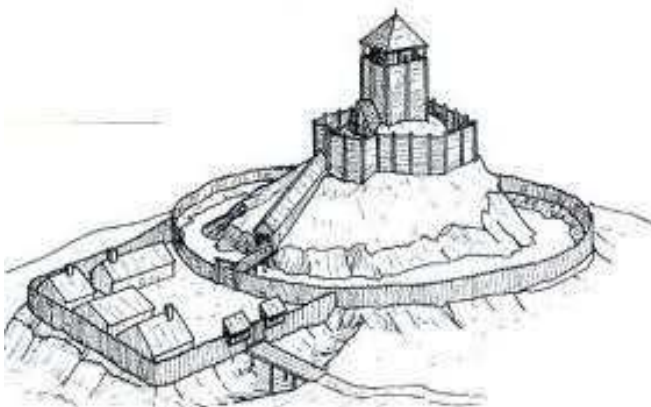
While many towers were roofed with a flat, planked platform, the top level might be partly or completely roofed over to provide the men there with shelter from the elements and also from the fire of besieging forces. Some roofed structures had the conical shape often seen in pictures of chivalric strongholds, but they actually took a variety of shapes. Hoardings might also be constructed during a siege to provide added protection to the defenders on the tower battlements.

## Motte & Bailey Castles



Motte and Bailey castles began appearing near the end of the 10th century A.D. but saw continued use for several centuries. They were very typical of early European castle construction and also illustrate many of the features of basic castles. While there were no standard designs, all Motte and Bailey castles had the following features in common:

1. EITHER A DRY DITCH OR WET MOAT ENCIRCLING THE ENTIRE FORTIFICATION. Access to the castle was typically over a wooden bridge, which could be destroyed by fire if the castle were besieged.
2. A COUNTERSCARP (EARTHEN RAMPART) IMMEDIATELY INSIDE THE ENCIRCLING DITCH WOULD BE CONSTRUCTED WITH THE EXCAVATED EARTH. It was topped with a palisade of wooden stakes or a close set hedge of thorns.
3. A BAILEY OR OPEN AREA INSIDE THE ENCIRCLING WALL, IN WHICH WERE LOCATED VARIOUS OUTBUILDINGS—BARRACKS, STOREHOUSES, SMITHY STABLES, KITCHEN, AND PERHAPS A WOODEN (LATER MASONRY) MANOR HOUSE FOR THE LORD AND HIS FAMILY.
4. A DRY DITCH ENCIRCLING THE MOTTE, OFTEN WITH SHARPENED STAKES AND OTHER OBSTACLES PLACED AT THE BOTTOM. The excavated earth would be used to build up the motte.
5. A FLAT-TOPPED MOTTE OF CONSIDERABLE AREA AND HEIGHT, WITH STEEP SLOPES IMPASSABLE TO HORSES AND DIFFICULT TO CLIMB ON FOOT. Wherever possible, the motte was formed in whole or in part on a natural hillock or a rocky outcrop in order to minimize the amount of fill (typically a "sandwiched" mixture of earth, gravel, and stones) required to raise it in height.
6. A WOODEN TOWER SEVERAL STOREYS HIGH, LOCATED ON TOP OF THE MOTTE AS A WATCHTOWER, CITADEL, AND RESIDENCE FOR THE LORD.



The mottes were circular or oval in plan and the sides were made as steep as possible to impede attackers. Its height was 25 feet to 50 feet, and a few were as much as 100 feet! The circumference around

the base of the motte was from 300 feet to well over 1000 feet. The top itself ranged in diameter from 30 feet to 300 feet.

An earthen rampart 5-10 feet high and about 6 feet wide was raised at the summit. The rampart was topped by a stout wooden palisade of sharpened stakes. A bretasche or wooden tower was then constructed inside the palisade. The ground floor held store-rooms, as did the cellars below. Entrance was at the second floor, which held a large guardroom, kitchen, and larder, and the rooms of the commoners in the household. The third floor was reserved for the lord and his family. The top level had a parapet and watchtower, which provided a high point from which to view the surrounding countryside.

The bailey yard was rarely large. It held wooden buildings needed for stables and barns, smithy, workshops, storehouses, and garrison quarters. Except for large castles of this type, a bailey was 1 1/2 to 3 acres in area.

The plan of such castles varied. In some instances, the motte was placed in the center of the bailey. More often, the motte was placed at one side, sometimes even separated from the bailey entirely and reached by a bridge.

Even in its earliest form, the motte and bailey castle was quite capable of dominating a hostile frontier region. Such castles had the virtue of being inexpensive and also were easy to erect by unskilled labor from materials found in the immediate locality. As an instrument of conquest, they were quite invaluable. They could be constructed in a short period of time, providing almost immediate defense for invading troops or for settlers in hostile territory. Their effectiveness is demonstrated by the fact that the Normans built more than a hundred motte and bailey castles throughout England in the century following the Conquest. Only twelve contained any stone. Wood and earth fortifications were effective, though vulnerable to fire. This led, inevitably, to many wooden castles being converted, by stages, to masonry castles.

Henry II made use of wooden motte and bailey castles when he set out to conquer Ireland in the later part of the 12th century. Edward I used them to tie down some areas of Scotland. They were also invaluable as temporary protection for his troops and workmen while they built the powerful castles that hemmed in the Welsh and led to their conquest.

The greatest fault of the motte and bailey plan is that their defenses form a series of barriers unrelated to each other. This prevents a coordinated counter-attack to contain and repel an assault which gains a foothold inside the bailey. At such times, all the garrison can do is fall back to the citadel on the motte and hold out until a relief force arrived to drive off the besiegers. Still, such castles were quite effective. Consequently, early wooden structures were converted to stone, and new stone castles were built on the same basic plan for several centuries. It was not until the later part of the Medieval Period, when effective techniques of siege warfare evolved, that the motte and bailey castle design was rendered obsolete in the face of a serious military threat.

## Shell Keeps



In C&S, we have chosen to use the term "shell keep" to indicate three related but still very different types which represent feudal castles before the rise of the superbly fortified castles which began appearing at the start of the High Middle Ages.

The SK VII or Class 7 Shell Keep stands for a type that was easy and inexpensive to build but lacked the defensive strength of the tower keep. SK vii shell keeps were constructed on the site of an artificial motte because there was a danger of the motte settling under the weight of a stone tower keep. The buildings would be built against the keep wall, leaving a large open courtyard. The timber bretasche might be replaced later by a stone tower of relatively modest proportions.

The SK VIII or Class 8 Shell Keep represents castles whose encircling stone curtain wall was raised along the base of a motte that was fairly wide and offered a large space on the flattened top. The walls of the keep formed a revetment, or retaining wall, for the motte. Backed by the solid earth behind the stonework, the encircling walls of SK viii keeps would prove extremely resistant to battering by siege engines and rams. However, lacking a proper tower keep, once the walls were stormed or breached, there was no inner refuge to which the defenders could retreat. On the other hand, if incorporated into a larger fortification plan, such a keep can be a highly effective final defense work.

Finally, the SK IX or Class 9 Shell Keep represents the ultimate evolution of the shell keep into what effectively is the Tower Keep, a massive stone tower encircled, in some instances, by a curtain wall. This form of keep can readily be incorporated into a larger castle structure. The tower itself would be constructed on level ground, an outcropping of rock, or a crag. Such towers are exceedingly massive, so the foundations would be set on bedrock where possible.

## SK IX Norman tower Keep



The Norman Tower Keep was a large square or rectangular tower and one of the outstanding features of early masonry castle building. The Norman Tower Keep sometimes stood alone, but it soon became the practice to incorporate it into a modified "bailey and keep" plan which was the next stage in castle development.

The walls of the keep itself formed its main defense. They were

often enormously thick and rose to great heights. Support for the massive structures was provided by angle turrets, and pilasters. Many of the old Mottes were incapable of supporting the weight of such towers, so newly raised castles of this type did not have a motte. From time to time, a Norman tower was built around an old motte so that one or two lower levels were backed by solid material for added strength.

Some of the greatest keeps of this type rose to heights of 90 feet or more and covered an area up to 100 feet x 100 feet, with walls



of 20 feet thickness and more (upper levels tended to be less thick because they were not threatened to the same extent as the lower levels). On the average, keeps tended to be 50 to 75 feet on a side and had comparable heights, while the walls ranged from 10 to 15 feet thick.

Despite the addition of splayed plinths at the base of the walls the square corners of the Norman Tower Keep were vulnerable to battering and undermining. As a result, the Norman style gave way in time to a more advanced form, the round tower which displayed immense capacity to absorb punishment. However, the square or rectangular plan of the Norman keep did provide for moderately spacious accommodations (for a fortification when used as a residence by the lord and his family).

Now let's take a look inside a tower keep to see how the levels were laid out, as there is no doubt that the existence of such structures will invite role-playing action inside. Consider each level as averaging 15 feet or more, counting floor beams, etc. The diagram presents the interior of the keep undivided by rooms to provide a clear cutaway view. Remember, however, that only the lord and his family had private chambers, and a few small chambers also were reserved for noble guests. The rank and file members of the household, slept together in large common rooms or else in barracks in the outbuildings located inside the attached bailey that usually accompanied such keeps. Also despite the size of such structures, the internal dimensions made for fairly cramped quarters.

#### BATTLEMENTS: LEVEL 5

Standing 85 feet above the moat, the crenelated battlements of the Tower Keep provided a commanding view over the surrounding countryside. Access was through stout doors in the sides of the flanking watchtowers. From the watchtowers, some 15 feet higher, the view was even better. The top of the towers was gained through trap doors in the flooring, which opened up on spiral staircases within each tower. The watchtowers often were covered over by pyramid-shaped roofs to provide shelter from the elements.

In a well-stocked castle prepared for any eventuality, dismantled timbers and planking for wooden hoardings was stored in an out-of-the-way part of the Bailey. In wartime, the hoardings could be erected to overhang the battlements, giving the defenders added shelter and also to bring shielded missile fire, etc., down on any attackers at the base of the walls. The roof of the keep is steeply sloped and supported by a combination of stone vaulting and heavy beams for strength. The wooden roofing might be covered with slates or even lead sheathing to protect against fire missiles.

#### THE LORD'S QUARTERS: LEVEL 4

The highest level within the keep was reserved for the Lord and members of his immediate family to give them privacy from the busy

life of the castle.

The Bower or Lord's Bed Chamber was a spacious, airy room or suite of several rooms with glassed-in windows. (Contrary to the belief of many today, the nobility did enjoy the luxury of glass, which often was stained glass and of comparable beauty to that found in many churches of the time.) His bed would be a large, 4-poster with a canopy and hangings. Clothing would be kept in chests and in wardrobes (large, closet-like pieces of furniture). Tapestries covering the walls, a few chairs and stools, and perhaps a small table would complete the "sumptuous" furnishings of the room.

The Upper Hall was a large common room flanked by a number of small bed chambers. Only the Lord and his Lady had a room all to themselves. The other members of the family often shared beds, boys in one room and girls in another. Similarly, the ladies-in-waiting had a chamber reserved for them. Often the only furniture in a bedchamber, besides chests for clothing and personal possessions, would be a large canopied bed.

Also having glassed windows, the Solar was a sunny room used particularly by the noble women of the castle. Here they would do their spinning and weaving. There would be large storage trunks for clothing. At night, the maid-servants would sleep here.

All the windows would be barred with iron and protected by heavy oak shutters which could be closed to keep out missiles fired from below. The archery loopholes, though quite narrow, were also constructed to let in light and air, and a window seat was often built below them so that one could sit and take the fresh air and look out over the countryside beyond the tower. The openings also were shuttered to keep out missiles, cold, etc.

Aumbries (small closets) were often built into the thick walls of the keep to provide storage for personal possessions.

Privies are not shown, but they were set into the outside wall and hung over the ditch or moat. There was at least one latrine on each of the upper 3 floors to take care of the sanitation needs of the castle inhabitants.

#### THE GREAT HALL: LEVEL 3

The 3rd level of this tower keep was reserved almost exclusively for the Great Hall, a large room with lofty ceilings. The Great Hall served as an audience chamber in which the Lord held court, a banquet hall in which the Lord entertained his vassals and noble guests, and a gathering place where all the folk in the castle could be assembled in a single room. At the head of the Great Hall was a raised platform or dais. When holding court, the Lord would sit on the dais in his Great Seat, his position literally above those standing below in the hall to make it perfectly clear who ruled here. During feasts, a long trestle table would be erected on the dais for the Lord, his family, and noble guests and ranking vassals. Other trestle tables would be set up for the knights of the household, lesser visiting vassals, and any other guests of minor rank. The head table had chairs to sit on, while those below would sit on long benches and stools. At night, the tables and benches were stacked against the walls so that knights, men-at-arms, and servants could sleep here on straw pallets.

The floor was covered with rushes. Tapestries covered the walls to prevent drafts and were deco-rated with various chivalric scenes. Typically, the walls were plastered and colorfully painted with intricate patterns and even with scenes depicting a variety of chivalric and religious subjects. Shields and weapons also decorated the rafters of this very high-ceilinged room. Several lavabos (sinks) were set into the wall for washing hands.

A Private Chamber, which might be sub-divided into several rooms, served as a confidential meeting place for the lord and his trusted advisors and vassals. It also doubled as quarters for important guests visiting the lord.

#### HOUSEHOLD: LEVEL 2

The 2nd level was a "Household" level used by all of the castle residents. One of the chambers was an Armory in which armaments, armor, and munitions (arrows, javelins, etc.) were stored. As much military equipment was stored in the keep as possible in case the Bailey was overrun by attackers.

This level of the tower keep was divided into several fairly large common rooms with outer walls pierced by archery loopholes (which doubled as ventilation holes and provided some light as well). The rooms were sparsely furnished, as was typical of the time, mostly with stools, benches, tables, and storage chests. A few aumbries set into the thick walls provided further storage space.

The routine work of the castle was done in the Common Rooms during daylight hours. At night, they were sleeping quarters for the castle servants, sergeants, men-at-arms, and their families, with straw-filled pallets for beds.

One very important chamber was the Chapel, typically dedicated to the Warrior Archangel, Michael, where the spiritual needs of the castle lord and his family were ministered to by the lord's chaplain. The Chapel was usually richly decorated with plastered walls painted with religious subjects and symbols, tapestries, even stained glass windows. The chaplain slept here at night. There was a church in the village or perhaps the bailey, where services were held for the castle inhabitants. This level also provided access to the battlements over the keep's gateway, with the entrance well defended by a stout door backed by a portcullis. If the enemy gained the parapet, they would find no easy way into the tower.

#### HOUSEHOLD: LEVEL 1

The 1st level was also a "Household" level. It contained the castle Kitchen, in which there was an oven set into the outer wall, with a smokehole vented to the outside. A Scullery was also set into the wall, where utensils and pots were scrubbed clean. A stairway to

the upper levels was conveniently located nearby, and just down the hallway was another stairway leading below to the pantry and other storage rooms. There was an attached Buttery, in which cheese and butter were prepared. It also held the herbs and spices and the foods to be prepared for the meals. There typically were two meals in the day, one late in the morning to "break the fast" of the castle dwellers and the other in the evening after the day's work was done.

This level also contained a large, well-stocked Armory conveniently near the entrance, and a Guardroom for the armed fighting men who stood watch day and night on the only entrance to the keep. The castle Porter (Gate-keeper) lived here and ensured that no one entered without being recognized or having legitimate business within.

The entrance tunnel itself was well-protected by a Forebuilding into which was set a permanent drawbridge, iron-reinforced door, and iron portcullis. A deep pit was also set into the floor of the passageway. A plank bridge was removed in wartime to provide yet another obstacle. Often murderholes were set into the ceiling and sometimes archery loopholes in the walls, so that the defenders could make the passage way a killing ground.

If these formidable defenses were penetrated, there was still the stout inner door leading to the guardroom itself. Even in the earliest days of Medieval castle-building, the vulnerability of the entrance of the citadel was recognized, and great care was taken to deny easy access to it.

Even the approach to the plinth onto which the drawbridge was dropped was difficult. A narrow stairway had to be climbed by exposing one's unshielded side to the defenders in the keep. (An alternative was to place the stairs against the wall of the keep, with only a small landing in front of the entrance which was too small for attackers to employ a battering ram.)

In this regard, it might be noted that all the spiral stairs in the keep itself curved upward to the right, which restricted the sword-arm of anyone climbing to a higher level and also prevented effective use of one's shield. For the internal defenses of the tower, no less than the outer, were given careful attention. Stout doors with heavy bolts and bars were available to deny access from stairs to any level, and within a level, other doors could be closed and barred to seal off the areas from attackers who did manage to gain entry.

One may be surprised to notice the absence of small rooms to give privacy to most of the castle dwellers. Privacy is a modern concept and just did not exist in past times. The nobility did have private chambers, but then they were entitled to be able to withdraw to a place of peace away from the general hustle and bustle. More important, they gave an added measure of security and made them easier to guard when asleep at night. But even the nobility were closely surrounded by retainers and servants most of the time. Because of the way the whole feudal system worked, they were far too important to the livelihood and welfare of their people and were to be served and watched over carefully at all times. Guards remained outside their chambers at night, and trusted body servants and maid servants slept nearby to be able to answer their instant summons at any time.

#### THE CELLARS: GROUND LEVEL

The 1st level had a single stairway leading down to the Ground Level Cellars. Its outer walls were massively thick, often 15 feet or more, for it was at this level that the enemy applied his battering rams. This level was dark, for there were no openings to the outside which would weaken the strength of the walls. It was typically left unlighted except for the torches that were brought to light the way.

Vital to the survival of the defenders was a Well, for without a secure source of fresh water, no castle could withstand a siege. (Another well would be in the Bailey, of course, for convenient use.) The Larder was a cool room used to store meat, especially smoked hams, bacon, sausages, and the like, but also fresh killed meat awaiting preservation. Kegs of salted beef and pork would also be stored there.

The Storage Room might be subdivided, one area of which would be a Pantry (from the Old French "paneterie" or "bread room"). In the pantry were stored grain and flour, and also fresh bread. There was also a Wine Cellar, sometimes called a bottlery, in which kegs of wine and beer were kept and decanted for use. It had a strong locked door, of course, to which the castle Butler had a key.

A secret chamber, its presence known only to a few, led to a postern tunnel that passed beneath the moat or ditch to emerge from a camouflaged entrance a short distance from the castle. The postern could be used during sieges to mount an unexpected sally against the attackers or, more likely, to send a messenger out undetected to summon aid or to smuggle in reinforcements, food, and other supplies and munitions under cover of darkness.

#### THE DUNGEON: SUB-LEVEL 1

Below the cellars and attainable only by a single stairway was the Sub-Level—the Dungeon or Gaol (pronounced like "jail"), with a Guard Room for the warders, an "Interrogation Chamber" with all the appropriate implements needed to encourage quick and truthful answers from prisoners, cells, and more storage area. Below the level of the moat, it was damp and decidedly miserable for prisoners, whose creature comforts were not catered to by their warders. Sometimes an especially nasty place called an oubliette (from a French word meaning, "small place of forgetting") was used to hold prisoners who had earned the lord's especial ire—a deep pit with sloping sides, 15-30 feet deep, which may have a spike at the bottom, into which the prisoner was lowered by a rope, or just thrown into (if he was lucky). There might be more dungeon levels, but the details will remain known only to castle dwellers permitted down there. After all, who knows what dark secrets lay deep beneath

the stronghold!

#### IN THE CASTLE BAILEY

Within the encircling curtain wall lay the Bailey, a courtyard several acres in extent. The ground was not paved. Earth and turf would absorb the impact of boulders hurled over the wall by siege engines, but paving blocks shattered and sent out a hail of deadly splinters, like shrapnel from a bursting shell.

A Stable and Barn invariably stood in the Bailey to shelter the horses and the oats and fodder they needed. Here the castle Horse Trainer and his ostlers would live and care for their valuable charges, the great warhorses. Another essential structure was the Smithy, where the castle Blacksmith and Armorer plied their craft and also resided with their families and assistants in attached living quarters. A Castle Kitchen, Scullery, Pantry, Larder, and Buttery would be located in the Bailey as well to isolate the danger of fire from the keep. (The Tower Kitchens would be used mainly in wartime, when the Bailey had been lost.) It also provided cold foods that didn't require fire for their preparation. There might be a small Church within the walls. Other buildings would house workshops and provide storage for supplies and equipment. Finally, there might be living quarters for many of the castle dwellers and their families. And, of course, there would be a well in the bailey to provide fresh water.

## Round Towers & Donjons



Historically, the round tower began appearing at the end of the 12th century to remedy the defensive weakness of towers with angled corners. Even when the base was splayed outward with a plinth and made of great thickness, angled towers were still vulnerable to the pick, bore, and battering ram. (Corner stones have only two sides secured against the other stones of the wall.) Just as serious, an angled corner was a blind spot that could be covered only by a hoarding or masonry machicolation. Lacking an overhanging platform and slots to shoot arrows, drop rocks, or pour boiling liquid through the floor, defenders had to lean over the rampart and expose themselves to enemy archery fire.

Polygonal towers appeared toward the middle of the 12th century. Some, like Oxford Keep (1165-73) and Conisborough Keep (1185-90), were cylindrical in shape inside, but the outer face of the walls were broken by great buttresses supporting the keeps. The buttresses could be defended far more effectively against attacking troops below than could the corners of square keeps. Nevertheless, they were weak points because of their angular corners. Octagonal keeps like Chilham Castle (1170s) and Odiham Castle (early 1200s) were improvements, but again the angular corners were vulnerable to battering.

The round or cylindrical tower was the best answer to such problems. While already in use in the Middle East, it remained for William Marshal, the Earl of Pembroke to import the design to England, along with many other new ideas of castle design he observed while crusading in the Holy Land. Cylindrical towers were incorporated into much new castle construction in Europe during the 1200s, usually in the form of drum towers to strengthen and command curtain walls, particularly at the corners. Despite its superiority as a strong defense work, the cylindrical keep never became commonplace. Even as the design of the round keep was being perfected, the idea that the donjon should be the strongest part of a castle was rendered obsolete by other developments in castle fortification. Still, in areas of particular unrest, a round donjon made for a fine citadel. It strengthens a castle greatly if it is made part of the primary defenses which an enemy must assault in order to have any chance of taking the castle.

The donjon at Castle Galliard in France is an impressive example of this new style. Indeed, the castle evidenced many innovative features throughout its construction. Plinths strengthened the base of the walls and caused missiles to ricochet and rebound. Wherever possible, surfaces were made oblique in order to defeat missiles and battering rams. Round towers projected outward from the walls to enable the archers to rain down defensive fire on the attackers. The keep walls were 12 feet thick, and the donjon stood high over the inner ward, dominating the entire castle.

Despite the superb defensive position on a plateau that could be attacked from one direction only and despite the lines of walls and ditches and the keep's great strength, Galliard fell to a determined siege soon after it was built. The castle was a magnificent example of defense by attrition, for it made the enemy pay dearly for each gain. But the very nature of the bailey and donjon castle made it too passive in defense. Thus the design gave way to the castle defended by a mighty gatehouse which carried the fight to the besiegers and inflicted grievous casualties on the attackers from the outset by virtue of its immense strength and superb use of fields of fire and killing grounds.

## Castle Life



The focal point of the domestic aspects of a castle was the great hall. This was the most spacious room in the complex. The hall was used for a variety of purposes; it was the main living room of the castle, the occupants met there to eat, conduct business, entertain themselves and sometimes, sleep.

Near the hall were the kitchens, the pantry, and the buttery. Until stone and brick became readily available, they were built of wood, and as such, burnt down regularly. This danger meant that they were often detached from the main hall. Often the more important diners in the hall sat furthest away from the kitchen, and elaborate ceremonies accompanying the serving of food developed. The smell of food detracted from the desirability of the great hall as the

castle's center, so eventually the kitchen became detached from this area altogether.

The living quarters of the lord and his family were as far as possible from the kitchens. Often the wife had a separate room from the lord, especially if he had to travel about, visiting his other holdings.

There were also quarters for a small household staff which kept the castle in order when the lord and his wife were away. This staff varied in size, but usually included a watchman, steward, porter, cook, chaplain, and a washer woman. Rooms for the lord's advisors and other members of his retinue were provided as well.

In addition to all of the rooms mentioned, there were quarters for visitors and travelers. A great man was expected to show hospitality to the traveler, although more often than not, the poor pilgrim was denied entry.

Most castles also made provisions for religious observances and ceremonies. In Europe, the church and state laid the responsibility of setting a Christian example upon landholders. Often castle chapels became showpieces of the piety of the lord. Many castles incorporated shrines and reliquaries within the chapel to house important icons and religious artifacts.

#### FURNISHINGS

Although each room of a castle had a specific use, they were not restricted to only that use. Each room could be used for sleeping. Men often slept in the rooms they worked in. Where there weren't already mattresses or straw, bedding was brought in as needed.

Since most rooms in a castle were used for sleeping, beds and bedding could be found in nearly all of them. Beds, like most things in the medieval world, varied in opulence depending on the rank of the user. The beds of high ranking people were covered with furs and other costly adornments. Bed design changed throughout the period, with headboards, canopies, and other hangings coming about to enhance comfort.

Aside from the bed, there was often no other place to sit in a room. In some rooms with large windows, window seats of stone were made. Chairs tended to be only for people of high status and, as such, only one chair per room was the rule. These chairs were often accompanied by footstools in an effort to raise the sitter above draughts. The use of singular chairs helped distinguish between the sitter and others in a room, for they were left to stand or sit upon the floor. In rooms with additional seating, these generally took the form of benches and stools.

Wall lockers, chests, and trunks were the main method of storage during the Middle Ages. Some freestanding cupboards were used as well. The majority of the chests would be taken with the lord and his retinue when they left the castle. Later, buffets and dressers came into use not only for storage, but also as places to display artworks or serve drinks.

#### DECORATION

The decoration of the floors usually took the form of tiles or brick. Often elaborate designs, including heraldic devices, were incorporated into the tiling. Floors were normally covered with woven rush matting, which was replaced in the spring. The very wealthy sometimes put woven carpets over this matting. The walls of many rooms, especially the great hall, were covered by hanging tapestries to help reduce draughts. These tapestries could be very ornate, and often depicted scenes of nature, the Bible or folklore. Walls which were not covered by tapestries were painted.

#### LIGHTING AND HEATING

The primary source of light in a castle was sunlight, but with the primary purpose of the walls being to provide protection, it could not be utilized to its fullest extent. Where windows were made, they were fitted with metal grills and internal shutters. Artificial light was provided by torches, candles and lamps. These were held in special holders or stands which were either brought in or permanently attached to the walls or ceilings.

Early castles had fireplaces only in the kitchen and the great hall; other rooms were heated with braziers filled with hot coals. A central hearth, as well as wall fireplaces, were used. The normal method of conserving heat was to seal up a room and huddle close to the fire. To offset the stuffiness of these rooms, aromatic herbs and leaves were strewn on the floors.

#### SANITATION AND WATER SUPPLY

Generally, every occupied room in a castle had a chamber pot which was emptied daily. Chamber pots were supplied even if other facilities were available. Garderobes, which were small closets situated in the external castle walls, came into use with the development of stone-walled enclosures. Individual garderobes were provided in the lords' room and communal ones, with many cubicles, were placed for general use. Scented herbs were put in these rooms to freshen the air and wash water was thrown down the chutes to flush them out. As today, the restroom was also a convenient place to throw out unwanted litter or other refuse.

Although many castles drew upon lakes, streams, or ponds for their water, most also had an internal well to supply the complex. Many castles in Asia Minor and southern Europe had huge cisterns constructed to hold water for the dry summer season. Often these had aqueducts leading to them to keep them filled. Generally, the kitchen was the only place with running water. Hot and cold water was taken in bowls or tubs to other parts of the castle as required.

## Castles of the Dark Ages



The early wood and earth fortifications of the Motte and Bailey castle are typical of this period and are quite adequate to meeting most of the assault tactics employed during the Dark Ages. Few chivalries of the early period had a serious grasp of siegecraft. One merely attempted to storm the walls by climbing them with ladders or battering down the gate after filling in the ditch. Having forced a way over or through the outer defenses, the attackers relied on superior numbers to overwhelm the garrison or else starve it out of its final refuge atop the motte. If stone fortifications are allowed, they will be no more advanced than those of the Middle Ages. Norman castles before 1150 can be taken as a model of the type that might be constructed.

## Castles of the Early Middle Ages



As stone replaced wooden palisades and earthworks, siege operations evolved gradually into the science of military engineering. Over several centuries, attackers learned to use protective siege works to approach close to the walls without being grievously exposed to missile fire by the defenders. They learned how to fill ditches and moats quickly to pass beyond such obstacles to attack the walls with covered battering rams or with picks while protected from overhead fire by movable shields. Powerful stone-throwing siege engines were used to batter the walls from a distance. Mining operations were conducted to undercut the foundations. In these and other ways, a breach would be created for assaulting troops to pass through. Similarly, ladders were augmented by very sophisticated siege towers on wheels to overreach the walls and force a way past such defenses.

Of course, castle design steadily evolved to counter these new and constantly improving attack methods. An allure or "round way" allowed the garrison to move rapidly all along the top wall behind the parapet to concentrate their strength or rush reinforcements to threatened points. The base of the wall was thickened and splayed for extra strength. The splaying also enabled dropped boulders to carom outwards into enemies massed at the foot of the wall. Curtain walls encircled a considerable area and were therefore of such a length that they could not be constructed economically to the same massive thickness and height of the donjon walls. Thus the bailey wall became the prime target for an attacker's siege engines. It might be noted that the diagrams of shell-keep styles of castles shown earlier all lack towers to defend the curtain walls. Flanking towers belong to a later style of castle construction.

Gateways often were pierced into the curtain walls without any real benefit of protection by flanking towers or proper gate-houses. Often only a hoarding overhung the gate itself. Sometimes a very simple gate tower was built.

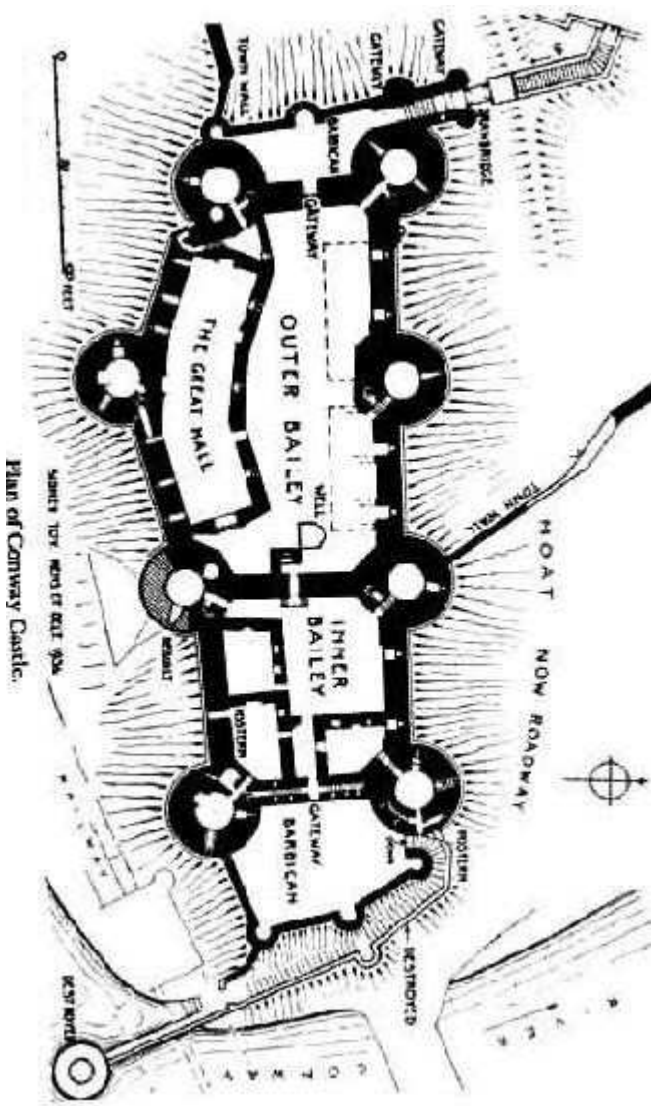
It was always best to keep the enemy far away from the base of the walls. This was best done with archery. From an early date, curtain walls had crenelated battlements to provide cover. Over time, the merlons were narrowed to raise the number of embrasures so that more archers could shoot from the walls. The base of the wall was covered by overhanging wooden hoardings, and the practice began of shuttering embrasures as well. However, only at the end of the Middle Ages were merlons pierced as well. So was the curtain wall to enable archers to fire from sheltered galleries under the parapet walkway. These last two developments could easily be restricted to the High Middle Ages.

Such castles date from the early period of stone castle building. It was not until the late 12th and early 13th centuries that the Crusaders brought back "revolutionary" ideas of cylindrical tower construction, masonry machicolation, and particularly the flanking tower, one of the most important developments in European castle construction to occur up to that point.

## Castles of the High Middle Ages



The castles properly belonging to this period in castle design and construction are as much a quantum jump as were the stone castles of the Early Middle Ages over the wood and earth type of motte and bailey "castles" of the Dark Ages. Because they incorporate so many features which simply don't belong in earlier periods, we consider them in their own special section.



Should a tower be attacked directly, the flanking towers to either side can provide it with supporting fire. It was also quite common for the towers to be capped by steep conical roofs to protect the defenders at the top from enemy fire. While there were archery loopholes and galleries at higher levels, it eventually became the practice to place loopholes low enough for the archers to shoot under the protective roofs of siege engines!

Wooden hoardings were too vulnerable to destruction by hundred-pound boulders hurled from afar by the largest siege engines. Therefore, stone machicolation was widely adopted on the European continent, and less so in Britain, for sieges were far more common place on the continent than in Britain.

Flanking towers did not begin to make an appearance in Britain or on the Western European Continent until the 12th century. Most were square towers. This still exposed their angular corners to attack, but the ability of flanking towers to bring fire down on the base of a tower or wall under attack by ram or pick did lessen the threat considerably. Still, not until 1200 did flanking towers become commonplace except in the most powerful castles. Smaller castles might use towers only to anchor the corners of the walls and to protect the main gate.

By 1250, square towers had given way to massive drum towers like those of the mighty castles of Harlech, Conway, and Beaumaris. Attacking curtain walls defended by such features was an exercise guaranteed to bring very high casualties and relatively limited results.


**BASTIONS**

A variation on the flanking tower was the bastion, a projection beyond the curtain wall which was built to the same level and accessed directly from the rampart walkway.

A bastion could be built with a large platform at the battlement level, on which a throwing engine could be mounted and, like a flanking tower, it provided a structure from which the outer face of the walls could be swept with supporting archery fire.

The inner side of the bastion was usually left open and unprotected, its function being to oppose enemies from without. This greatly reduced their cost. Some later designs raised the bastion a level higher than the wall and employed them like flanking towers to dominate the ramparts. They were still left open to the rear and couldn't really act as independent strong points.

Being far less expensive to construct than flanking towers, bastions were commonly used to strengthen town walls and the walls of some castles.



**THE EVOLUTION OF GATEHOUSE**

The gateway of any fortification is especially vulnerable to attack. It is a breach that has already been created in the walls to give ready access to the area inside. Therefore a gateway is almost invariably a primary objective for any force attacking a castle or fortified town. Capture the gate and you have a good chance of capturing everything.

It is obvious that the gateway must be defended. To deny it to the enemy makes his task far more difficult. But of equal importance, so long as the defenders of the castle control the gateway, they retain the initiative. The gate enables them to sally forth to harry and attack the besiegers. It is also the best way by which supplies and reinforcements can enter the castle.

The earliest gatehouses built in Britain date to the late 11th century and were constructed at Exeter Castle, Ludlow Castle, and Richmond Castle. These early gatehouses consisted of two square or rectangular towers placed to either side of the gate. A stone structure would be built against the inside of the curtain wall between the towers to house lifting mechanisms for a draw-bridge, portcullises, if any, and perhaps a hoarding to project over the outer gateway. As rounded towers came into use, they were used instead of angular towers, just as they were in the flanking towers of the curtain wall.

**The Golden Age of the Castle**



he "Golden Age" of castle-building in Medieval Europe lasted from 1250 to 1350 A.D. During this time, a dramatic shift in emphasis occurred in the overall strategy of castle defense. This change resulted in a new approach to castle construction.

We mention this because, as in the case of armor and weapons, the kinds of castles allowed in any campaign should reflect a given level of military technology. Put another way, an advanced 14th century castle is out of place in a Dark Ages environment. It belongs to a period in which plate armor, advanced siegecraft, even gunpowder artillery, are all available.

To assist Game Masters in determining what kind of castle construction would be appropriate to the kind of campaign environment you wish to portray, we'll summarize the essentials of castle design and construction:

**FLANKING TOWERS**

The Byzantine and Saracen fortifications the Crusaders encountered in the Middle East usually had flanking towers all along the walls. The design actually dated back to pre-Roman times, but even the very idea of it was lost in Western Europe during the Dark Ages.

Flanking towers are built at intervals along a fortress wall. They may be concentrated in larger numbers at vulnerable points than at locations offering limited opportunity for successful attack. An essential feature of these towers is that they project beyond the outer face of the wall so archers at their tops or at loopholes in their sides can sweep the face of the wall with missile fire.

Entrance is at ground level from inside the walls. These entrances often were stoutly protected by heavy doors and/or portcullises. To give access to the battlements, towers have stout doors in their sides at rampart level. The towers themselves continue upward at least a floor above the wall.

Thus each tower can act as an individual strong point. No longer is there an unimpeded way along the allure. The walk-ways are divided by the towers. Thus a captured section of wall can be totally isolated and dominated from the flanking towers. There is no other way down into interior of the fortress except through the towers, so the attackers can be trapped and annihilated by missile fire.

It should be noted that the fortifications of a well-designed castle did not have to be equally strong in all directions. Any properly sited castle used natural terrain features and artificial obstacles to severely restrict the possible approaches attacking forces might use to mount an assault. Considering that the most likely lines of attack were known in advance, castles developed from the old motte and bailey were designed to force the enemy to overcome a series of defense lines.

In the early days, most attempts to capture a castle involved assault by storm—direct attack along the walls and especially against the vulnerable gateway. Castle design concentrated on preventing attackers from overrunning the entire castle once they gained entry at any point in the defenses. Such castles relied on converting a siege into a vicious battle of attrition that wore down the attackers as they fought through line after line of progressively tougher defenses. Of course, the final and most powerful defense was the donjon itself. The plan was that the besieging army would give up and withdraw when the casualties became prohibitively high.

As noted earlier, by 1250, siegecraft was developing into an exact science. Experience proved time and again that a castle would inevitably fall if a determined and numerous enemy forced a breach in the outer defenses. Once that happened, no castellan could be sure the keep would survive direct siege. Even if the donjon wasn't captured, having the outer bailey overrun, sacked, and severely damaged was not desirable.

The obvious solution was to keep the attackers out of the castle altogether. This brings us back to the gatehouse and its role. The gateway was so important to the defenders and also to the attackers that the gateway was almost always in the forefront of the fighting. The donjon, on the other hand, was in the safest, most unassailable position and unlikely to be attacked at all so long as the other defenses held.

It was clear that the gatehouse should be strengthened. However, it was further reasoned, since it draws attackers toward it in large numbers, anyway, why not design gatehouses to carry the fight to the besiegers? Make the gatehouse so strong and so dangerous that huge casualties would be inflicted on any attacking force daring to assault it. Bleed them before the walls instead of making them pay for a stage by stage advance through lines of inner fortifications! This amounted to a revolution in castle design.

The outer flanking towers were greatly strengthened until they sometimes greatly surpassed the donjon itself. They were joined together above the gateway by a fully enclosed structure. The gateway itself was now a long narrow passage, blocked on both ends by gates and portcullises. A fighting room was placed directly over the tunnel, with its masonry floor pierced by meurtrières ("murder holes") to shoot missiles through or pour boiling liquid on attackers forcing a way through below. The gate tunnel was pierced by arrow slits in the side walls, and pits impeded any movement through the passageway.

In gatehouses of this type, a second set of towers would sometimes be connected by curtain walls to the first pair. This second set of towers also had an intervening wall between them, pierced by another gate tunnel. The open space inside the four towers and connecting walls became a confined "killing ground" hemmed in by high walls and was very efficient as a means of slaughtering attackers who broke through the first gateway. Given such gateway defenses, it was rare that castles so protected were ever taken in siege.

Another reason for the rise of the great gatehouses was the increased reliance on mercenary troops in the 13th century and afterwards. The castle holder had to reconsider how best to maintain control over a castle, for hired professionals fought for pay and did not have the same personal loyalty to their lord as did one's vassals. If dissatisfied or given a good reason, they could mutiny. The castle keep was, therefore, no longer the safest place to be in a castle simply because it could be cut off and isolated by anyone able to seize the gates and hold them. Keeps are essentially defensive positions, and counterattacks from them into the outer sections of a castle is often as difficult and dangerous as it is to assault the keep.

Thus it was that the gatehouse was greatly enlarged and strengthened to the point where it took over the role of the donjon. In castles protected by massive gatehouse defenses, the donjon was dispensed with entirely. It became the practice for the lord to house his family in the gatehouse, where they would be safer. Since the gatehouse was guarded by his most trusted troops, this also gave the lord undisputed control over the gate itself.

Finally, well-fortified outworks, called barbicans, would be constructed beyond the moat or ditch to further cover the outer gate. The role of the barbican was to confound any attempts to approach the gate by directing the attackers into narrow "killing grounds" where the defensive fire from the castle could be fully brought to bear on them.

The massively fortified gatehouse was deliberately made the ultimate objective for an attacker. Without capturing it, the castle as a whole could never be taken and held. Attacks against the other defense works was a futile expenditure of troops and resources which most besieging armies could ill afford. This fact alone gave powerful support to the other defenses.

What was especially dangerous about castles protected by great gatehouses is that the castle fully took an aggressively offensive posture. It was designed to kill besiegers, not merely keep them out! This was not only reflected in the deadly complex of drawbridges, portcullises, gates, pits, murder holes, arrow slits, and killing grounds, it was also evident in the way they permitted one or two postern gates to be incorporated into the castle plan without weakening the defenses.

Fortification layouts like the one of Conway (see previous page),

forced the besieging forces to invest the entire perimeter of the castle. Only in this way could an attacker have any hope of containing the garrison and prevent it from sallying forth from a postern gate. He was denied even the ability to concentrate his forces against a single point because the defending garrison possessed the capacity to launch offensive operations of its own if all the exits from the castle were not heavily guarded.

If all that wasn't bad enough, the attacker had to bring larger forces than ever before to prevent the siege from being raised by a relieving army or to block reinforcements and supplies from being brought in through the postern gates.

Some of the mightiest castles ever built were dominated by their massive gatehouses. A fine example of this is provided by Beaumaris Castle in Wales a superbly planned concentric castle with fortifications of unassailable strength, including two huge gatehouses, both of which had to be captured by a besieging army to take permanent possession of the castle.


Beaumaris was built on a site that was flat and low, so the lack of advantageous terrain had to be made up by the sheer strength and balance of the fortifications. The inner fortifications were the first to be built, starting in 1295. The bailey was defended by towering walls 15 feet thick, with six great towers and two powerful gatehouses. Even this would have been strong enough, as the protruding towers offered excellent flanking defense, while the gatehouses could have withstood fierce attack all by themselves. Each gatehouse has three portcullises and two doors guarding the gate passage.

If that were not enough to satisfy anyone's need for great defensive strength, some 20 years afterward, an outer bailey was begun. The encircling walls were lower and not as thick as the inner defenses, but they were defended by 12 towers and 2 gatehouses, although the north gateway was never completed to the final standard contemplated. The other defenses were, nevertheless, formidable in their own right. The interval between the inner and outer walls was deliberately kept narrow so that savage defensive fire from the inner defenses could be laid down on any position in the outer bailey or on the curtain wall. Since the gatehouses in the two walls are offset, attackers seizing the outer gates must cross a dangerous killing ground exposed to massed archery from the inner towers and walls.

A gallery ran within the inner curtain wall, about half-way up, with well-protected doorways into the towers and gatehouses. This allowed the garrison—and there was ample room for a large number of defenders—to move anywhere in the inner defense works while under cover. Even if an enemy reached the battlements, the defenders could shift reinforcements from position to position without hindrance. At the same time, the fortification's compartmentalized layout prevented an attacker from exploiting any foothold he might make at any point.

Beaumaris' formidable defenses were never tested, but even if they had been, it is probably safe to say they likely would have withstood any conceivable assault that could have been made with pre-gunpowder military technology. Beaumaris would have been a magnificent army killer!

Beaumaris is an example of the concentric castle—a balanced plan which is ideal for exposed sites that cannot make use of high terrain, etc., to augment its defenses. Other fine examples of this advanced castle design are provided by Caerphilly Castle (1271), Rhuddlan Castle (1277), Harlech Castle (1283), Queensborough Castle (1361), and Bodiam Castle (1365), to name only a few of the great fortifications constructed in the British Isles alone.



## Manor Houses



he unique nature of the castle is that it has a dual role as a military fortress and a private residence. Because it is built for defense as well as to provide a home for the manor lord and his family, the fortified manor house shares much in common with the castle. However, the chief difference is not one of scale, for there are many structures properly classified as fortified manors much larger than a good number of castles.

A castle always projects of military and political power over a region. Its primary purpose is to control and dominate, even if it does function as a lord's residence.

A manor house has the primary purpose of providing a home for the lord of the manor and his family. The emphasis is on residence rather than fortress. If a manor house is fortified, those defenses are there mainly to provide added security for the lord's household and goods.

A fortified manor house has thicker walls than unfortified manor houses, especially at the ground floor level. The number of entrances is restricted. Windows appear only on the upper floors. A wooden stockade or stone curtain wall of modest height and thickness may enclose the courtyard and outbuildings, though this is optional. So, too, is a gatehouse. One possibility, again optional and depending on the terrain, is an encircling moat or dry ditch. Moats and ditches are the most inexpensive forms of fortification and are most likely to be encountered as defense works found around a manor house. Research has shown evidence of some 6000 moated sites in Britain!

Even a modestly fortified manor house is secure enough to successfully resist attack by a mob of peasants in revolt or even by a small body of troops. But the defenses of most fortified manor houses aren't strong enough to stand up to battering by siege engines. Nor could its small garrison repel an assault by storm mounted by a large body of attackers.

The manor house is basically a rectangular structure with a gabled roof. Its size can vary considerably, as can the layout, number of storeys, materials used to construct it, and so on. As a rule, however, the manor house and its attendant outbuildings (stables, barns, storage sheds, smithy, etc.) will be built around a courtyard. Indeed, in this regard, the plan is not unlike that of any prosperous farmstead-which, in fact, the manor really is.

#### THE MANOR HOMESTEAD: SFMH I

In its most modest form, the SFMH I class of small feudal manor house is a homestead surrounded by a moat. Its most common plan would be in the shape of a rectangle, with the main dwelling forming one side and the barns and sheds the other three, all opening inward on an open courtyard in which livestock could be secured for the night.

The buildings might be constructed with country cottage materials (usually fieldstone) and stand two floors high (not counting the attic under the roof peak). Except for the main gate and perhaps one stout door to the outside, all doors and windows on ground level would open onto this courtyard, the outer sides of the buildings providing a circuit of blind walls to any intruders. Windows open on the outer walls only at the second floor level (at least 12 feet above the ground). Windows were typically stoutly shuttered and might even have been barred to prevent entry. Gaps between the buildings if any were filled by stockades and fencing.

Any doors or gates opening to the outside would be strongly built and barred shut at night or in times of trouble in the immediate locality. Such structures are appropriate for the residence of a knight holding a simple knight's fee or for a petit sergeant.

#### THE MOATED MANOR HOMESTEAD: SFMH II

The difference between the SFMH I and the SFMH II is that the class II Small Feudal Manor House is somewhat larger in floor area than the SFMH I. The homestead is also surrounded by a moat 20 feet wide (or more, depending on how much additional excavation was done or if the SFMH butted up against a lake or stream). Access to the manor gate would be over a wooden bridge or perhaps a narrow earthen causeway. No royal license was required to construct a moat or dry ditch. (Such licenses often were needed for the erection of significant fortifications, particularly in England from the time of Henry II in the middle of the 12th century).

#### THE SMALL FORTIFIED MANOR: SFMH III

The SFMH III is basically a SFMH II to which has been added a number of fortified features. The manor house is itself constructed of stone, with outer walls 2-3 feet thick, and a parapet will be found at the top of the out-side walls of the building. A square or round tower about 20 feet in diameter and 3-4 feet thick is attached to the manor house and stands perhaps 10 to 15 feet above its roof. A stone wall encircles the homestead, and wooden walkways will be erected along it. The battlements likely aren't crenelated, although merlons might be added over time. While there is no gatehouse, the gate will be stronger than in the previous two classes of SFMH. There isn't a drawbridge, but provision is made to withdraw or dismantle a section of the bridge to open a gap over the moat. The SFMH III is well on the way to evolving into a reasonably defensible fortified residence.

#### THE LARGE FORTIFIED MANOR: LFMH IV-VI

The class IV Large Fortified Manor is the residence of a prosperous knight able to maintain a household of some size. The manor house is quite large, typically 3 storeys high, with stone walls 3 feet thick facing the moat. The courtyard is also larger than for previous types. The whole of the manor steading is encircled by a wall that is 1-3 feet thick. A gatehouse might guard the main gate, and there is a drawbridge across the moat or dry ditch. The battlements may be crenelated. If so, the first merlons and embrasures installed will be at strategic points along the wall and probably on the battlements encircling the top of the manor house and its attached tower, which now might be of greater height and also greater width than for the SFMH III's tower.

Class V and VI Large Fortified Manors have more defenses and of higher quality than those of the LFMH IV. This is only in keeping with the rank, wealth, and power of the lord. The gate-house becomes more significant. This is especially true for the LFMH VI. The gatehouse may be the stronghold for some manors, just as it is

for some castles. Not only drawbridges but portcullises make an appearance, and the manor has a castle-like quality. Indeed, it might easily be classed as a castle.

The LFMH V's defensive walls rarely are more than 3-4 feet thick, although clearly threatened areas might be reinforced along the wall foundations and lower level. On the other hand, the LFMH VI definitely resembles a castle in strength, for its walls might range from 3 to 6 feet in thickness. This class of fortified manor may have much of the appearance of a SK VII Shell Keep, though its curtain walls are not as high or thick, and are also not backed by the earth of an old motte. Indeed, the LFMH VI could easily be called a shell keep, for the manorhouse tower could be from 30 to 45 feet in diameter and 50 to 65 feet high. The LFMH V would possess a tower of more modest proportions, by comparison, although it wouldn't be unimposing either.

These are all the fortified residences of lesser nobles of some standing. We can expect to see sophisticated elements of fortification present in their defensive works as a result. Hoardings might be available, stored in a corner of the yard against the time when they might be needed. Machicolation might be incorporated into the tower battlements or over the gateway. A few small flanking towers or bastions could be set into the curtain wall, particularly at corners.

## Feudalism



Every character understands the feudal system and his place, obligations, and rights within that system. As we've noted, feudalism is based upon the holding of land and the rights and prerogatives that arise from holding it. In a feudal kingdom, all rights derive from the king, who has delegated some of his powers, rights, and responsibility among his greatest nobles, the Tenants-in-Chief, who receive from him very substantial holdings of land. In turn, the great land lords subdivide their lands and delegate some powers and rights to their knights. In every instance, all the obligations existing between overlord and vassal are personal and depend completely upon the relationship existing between a lord and his sworn followers.

The lord gains and ensures the loyalty of his vassals by placing land into their keeping. In the unsettled times of the feudal period, land and land alone was the most permanent and valuable of all commodities. Land provided subjects in the form of serfs bound to the land and obligated to work the land and produce food and other things needed by the manor lord. Land sustained the manor lord with a steady income and gave him the means to arm himself and his retainers so that none could easily take what was his from him. Land provided a place in which to build a stronghold, a fortified base from which one might exert military and political power over one's holding. Mere silver and gold alone could not provide such power. Land was power! Several forms of landholding existed in feudal times:

1. Grant-in-Fee-Simple: The vassal receives an outright grant of land which he can dispose of in any way he wishes. Unencumbered land grants were rare, for the overlord gave up his right to interfere in the transfer of the land to someone he did not wish to hold it.
2. Grant-for-Life: The vassal receives the right to use a holding of land while he lived but, on his death, the land reverts to the overlord.
3. Grant-in-Fee-Tail: The vassal receives the right to use a holding of land for his lifetime, but he could not dispose of it because his heirs also had the right to use the land after his death. This type of grant prevented a spendthrift vassal from squandering the birthright of the heir. It also enabled the overlord to ensure that the land would remain in the hands of the family he wished to hold it. Most feudal holdings were granted in this form.
4. Gift of Use: The vassal receives the right to use a holding so long as his overlord wills it so, usually for a fixed period of time, which could be renewed. If not, the vassal would have to give up his rights.
5. Gift-of-Wardship: When the holder of land dies leaving no heirs of legal age, the overlord had the right to manage the land and enjoy its income until the ward over whom he is guardian comes of age and can assume full title and control to the land. This right also included the power to select a marriage partner for the ward. If the ward refused to go along with the guardian's choice, he received a full year's income from the holding as compensation for such defiance. An overlord could grant the right of wardship to a vassal to hold in his place, a valuable gift indeed.

It should be noted that a vassal does not own the land itself. Rather, he receives all the rights and benefits given under the grant or gift. In return for his continued enjoyment of the land, the vassal owes his unstinting loyalty and service to his overlord. Such service includes attending his lord's court, advising him when requested to do so, and most important, providing military support in times of war.

The custom was that a vassal would legally hold the lands given to his use so long as he met all his obligations to his overlord. Only if he failed in his duties could the overlord justly take back possession and control of the land.

An overlord also had obligations to his vassal. First of all, he guaranteed his vassal's right to his land and the livelihood and sustenance it provided. This meant not only providing him with legal support but also military support should the vassal's rights be threatened. Second, the overlord was obligated to show his



vassal due respect to his rank as a trusted follower and to reward him with honors, largesse, and responsibilities in keeping with the service he rendered.

The obligations between a lord and vassal could not be charged except by mutual agreement. For example, a knight might save his lord from capture or death in battle and have his terms of land grant favorably changed as a reward. Of course, if a vassal proved treacherous by failing to support his lord or by joining his lord's enemies, the overlord could declare forfeit any claim the traitor had to the land and take possession of it (this might require some use of force, needless to say). Similarly, a vassal who was betrayed by his lord might declare himself freed from any obligation owed and claim the land as his to hold in his own right. Again, he will probably have to fight to enforce that claim. In the end, when all else failed, it was by force of arms that one ensured one's right to hold and control one's land.

## Homage & Fealty

**I**n the feudal system, everyone is someone else's vassal except for the sovereign lord of the realm—typically a king but some-times a sovereign prince or duke or count. Among the feudal aristocracy—the nobles and knights of the land—the relationship of lord and vassal was solemnly and formally celebrated in the ritual of Homage and Fealty. Feudal obligation can best be summed up in the ceremonies of “homage” and “fealty” conducted to seal the relationship of suzerain and vassal. The traditional oath of homage and the response are as follows:

HOMAGE (from the Latin homo and the French homme, meaning “a man”) is a public act of submission, a formal swearing of a personal oath, before witnesses, of a vassal to serve his lord. As noted earlier, this ceremony dates back to ancient times among the Germanic peoples and came into the feudal system of doing things with the Franks who dominated France and Germany of the Dark Ages. It was considered to be a binding and virtually unbreakable oath of loyalty which bound both the vassal and the overlord. The details of the Homage vary iron time to time and place to place, but the essentials are these:

The vassal kneels before his lord in token of submission to his authority, placing his hands between his lord's, again betokening his subordination to his lord, his hands to be directed as his lord wills. The lord asks if he is willing to become completely “his man;” to which the vassal would reply something like the following:

*“Sire, I willingly enter into your homage and faith to become your man, by mouth and hands, and I swear and promise that I shall keep faith and loyalty to you against all others, and I shall guard your rights and your life with all my strength and my life.”*

If he holds fiefs from other lords, he would add the condition that only the “just rights” of his other overlords would exempt him from his obligations when he found them to be in conflict.

In response, his lord promises just and considered leadership and, most importantly, his personal support in the defense of his vassal's right to hold and use the lands he is to be granted in peace and quiet.

*“We do promise you, our faithful vassal, that we and our heirs will guarantee to you the lands held of us, to you and your heirs against every creature with all our power, to hold these lands and enjoy their use in peace and in quiet.”*

After these promises are sworn, the vassal is raised to his feet by his lord and a “kiss of peace and brotherhood” is exchanged between them to seal their oaths and complete the act of Homage.

Technically, the first oath is the “homage,” the vow to serve faithfully. It is utterly binding because upon it rests the claim of the fiefholder to his lands. To break one's oath of “homage” is to renounce title. The second oath is that of suzerain to vassal to give personal protection to all the rights of his vassal so long as he remains loyal.

The second oath sworn is the “fealty,” which the vassal swears upon holy relics:

*“In the name of God and in reverence of these sacred relics, I swear that I will truly keep the vow which I have taken and will always remain faithful to my liege lord.”*

Upon swearing fealty, the vassal is ceremoniously handed a lance, glove, baton, or some other symbol indicating that he has been “invested” in the possession of his fief.

FEALTY is no less solemn and binding. Fealty is an oath of faithfulness exchanged between lord and vassal at the same time as one does Homage for a grant or gift of land. Unlike Homage, which is sworn only once by a vassal to his overlord (the oath is renewed by each inheritor), an oath of fealty may be sworn anytime to renew and re-emphasize one's loyalty. To make them binding, all oaths were sworn on holy relics. The details varied, but the following points were quite universal throughout the Medieval world:

One essential clause invariably involved a promise never to attack one's lord nor betray him to his enemies. The vassal also swears to give good counsel to his lord and to aid him in all ways required. Such aid took the form of military service with a set number of troops for a set period of time each year. Other aid might involve donations of money or some other kind of wealth or goods at such moments as the occasion of the wedding of the lord's eldest daughter, the knighting of his eldest son, or the need to ransom his lord if he is taken captive.

In history, many chivalrics owed homage and fealty to several lords as they came into possession of lands belonging to one overlord or

another. It was also the practice for a vassal to have one liege lord to whom he has sworn his first loyalty in cases where there might be conflict with other loyalties. This would also be remarked in the Homage, a vassal swearing to meet all obligations upon him except those matters in which his loyalty to Lord “X” took precedence. Such prioritizing of feudal loyalties was usually regarded as acceptable. To make matters simple for characters, we suggest that they have but one liege lord to whom they owe all their feudal obligations and loyalties.

**Investiture:** Once oaths of Homage and Fealty are sworn, the lord invests his vassal with his land by giving him some token representing the fief—a piece of turf from the fief, a twig from a tree, a baton, a glove, a banner, etc. Investiture is the formal handing over of control of the fief to the vassal, who at that moment becomes the true lord of his manor.

Now it might be asked why a character of common background needs to know all this. A noble character might need to know it, but why the others? The answer is simple: Everyone living under a feudal system is directly affected. Whether or not your immediate lord is truly and legally your lord is, after all, of paramount importance. Everyone serves someone else in Medieval society, except for the dispossessed and the outlawed. So everyone takes close interest in such matters. The same is true of the next items, which strike to the heart of the medieval order of things and affect every-one, high or low.

## Feudal Rights and Obligations

**I**n return for a grant of land a vassal assumed certain obligations which were attached to his title to the holding and failure to discharge them could result in dishonor and the loss of the fief. Neither was the Overlord free of obligation, for he was expected to guarantee the right of his vassal to hold and enjoy the lands granted to him. Many of the “rules” of conduct in **Chivalry & Sorcery** are therefore restatements of the real customs and laws of the Feudal Age.

**MILITARY SERVICE:** A vassal is obliged to provide fighting men for 60 days when his lord goes to war. In **Chivalry & Sorcery** this means bringing 1/2 of the basic forces which a vassal possesses (excluding serfs): All costs are absorbed by the vassal until the 61st day, when the Overlord must begin paying the troops or they are free to return home. The purists will note that 40 days of service were common in Medieval Europe, but 60 days will prove easier to manage and more satisfactory to effective campaigning.

**SCUTAGE:** Instead of providing military service, a vassal may pay to his Overlord the amount of money required to hire Mercenaries to serve in the place of the troops owed.

**DEFENSIVE WAR:** When an Overlord or his vassal is attacked by enemies, each is under a strict obligation to come to the aid of the other for as long as is necessary to drive the foe from the land. While the obligation does not extend to suicidal measures, it does demand that an honest attempt be made. If an Overlord fails in his obligation to defend and protect his vassal, the vassal is free to honourably seek another Lord who will protect his interests. In such an instance, the charge of “treason” is hard to press against a vassal, for his lord will have to expose to world view his own “betrayal.” However if a vassal does not come to the aid of his lord, he is open to the charge of “treason;” and when his Lord is finally free to deal with the matter the vassal will be in grievous difficulty.

**ESCHEAT PROPTER DELICTOM TENENTIS:** If the vassal commits a felony and is convicted of the offense, the land “escheats” to the Overlord. Treason and breaches of faith arising out of feudal obligation are the most common causes of land reverting to the Lord. While a trial in court or on the field of honour in Trial by Combat à l'Outrance (to the death) is usually necessary to prove the charge, a deliberate refusal of the accused to answer the charges is an admission of guilt and the land automatically reverts to the Overlord. The vassal can be declared outlaw in such instances and slain on sight, but he is usually slain in defense of his lands when the Overlord comes with an army to recover his property.

**PRIVATE WAR:** While wars are fought between nations, they are also fought between Lords who are political rivals or who have grudges to settle. Generally, the right of “private war” is not regarded by Overlords to extend to their vassals—especially when both sides include vassals of the same lord. To discourage the practice, Overlords deal sternly with offenders who have no valid reasons for their actions.

**RELIEF:** When a new tenant succeeds to land, the Overlord is entitled to 1-100% of the annual net income of a Knight's fief and 1-20% of the net annual income of a Baronial holding. If the fief is held directly from the King, “proof” has to be provided in the courts that the new tenant is the rightful heir. Proof tends to cost about 10% of the annual net income of the holding, in addition to “relief.”

**AIDS:** An Overlord can levy a special assessment against vassals on three occasions:

1. Ransom: When the Overlord is captured, he can require his vassals to pay 3/4 of the amount, divided amongst them according to their net incomes. A maximum of one ransom may be requested per year of any vassal.
2. Knighting the Eldest Son: The knighting of one's son and heir is an expensive business because honour demands a lavish ceremony and Tournament. To help with the costs of such a spectacle, an Overlord can demand 1 month's net income from each of his vassals.

3. **Marriage of the Eldest Daughter:** An Overlord usually married off his eldest daughter to cement an important alliance, so a considerable dowry was necessary. Again, 1 month's net income can be demanded from each vassal to defray costs.

**WARDSHIP:** Whenever an existing tenant dies leaving a male heir under 21 or female under 25, the Overlord has the right to control the estate until his ward is old enough to assume tenancy. All of the income of the estate may be used as the Overlord wishes, and he may administer the lands as he sees fit, with a restriction being placed only on his selling, mortgaging or granting it to another. As for the ward, the Overlord has the right to choose anyone he wants as a marriage partner for his ward. If the ward refuses a proper marriage, a full year's net income must be paid to the guardian. If the ward marries without the guardian's consent, two years' net income is forfeited to the guardian. Finally, upon reaching majority a ward must sue for "livery" or the right to enforce delivery of the land. For this privilege the Overlord is paid 50% of the net income of the land. Wardship is "assignable," furthermore; as a reward to a faithful vassal, an Overlord may grant him wardship of a minor and his estates.

**PAYING COURT:** A vassal is expected to wait upon the pleasure of his Overlord at those times when his suzerain desires a great retinue to give prestige to his baronial court or to his entourage when he goes to tournaments. At such gatherings, large numbers of loyal vassals are a visible reminder to other Lords that a noble has ample military power at his disposal. Also, a vassal may be called upon to assist in dispensing justice—a matter of great responsibility for the judges so appointed. In general a vassal who fails in these matters will earn his Lord's displeasure.

**SUIT FOR LIVERY** is a very important right of an heir to enforce delivery of his lands once he reached legal age. However, the guardian is entitled to compensation for loss of wardship and control of the estate's finances and other resources. The compensation is set at to % of the annual net income (for 1 year) of the holding.

**SUIT OF COURT** is a most important feudal obligation which required a vassal to present himself at his lord's court to act as one of the judges of a court case or to attend a case in which he, himself, was involved as a party or as a witness. It is one of the fundamental rules of feudalism that a man had to be judged by his peers (social equals). He should never be judged by those lower in the social scale and, in the case of a vassal, never should his lord act alone as his judge.

**LARGESSE:** Largesse is the obligation of all chivalric lords, including lesser knights holding small fiefs. Largesse is gift-giving, the expression of generosity and favor to faithful followers. Largesse is dispensed in the form of honors and gifts to vassals and retainers, and as alms to the poor. Any feudal lord who is stingy in this regard did not endeavor himself to his followers and might not count on as steadfast a loyalty and faithfulness as would a noble famed for his generous nature.

**RELIEF:** This is the payment required when a new tenant succeeded to land by inheritance. Under feudal law, the overlord is entitled from 10% to 100% of the annual income (for 1 year) from the fief.

**HOSPITALITY:** A vassal is expected to render his Lord proper hospitality when he has been honored by a visit. For his part the Overlord will hopefully refrain from taxing the resources of his vassal by bringing a great entourage that will despoil the castle larder for months to come. Needless to say, such "visitations" are widely considered to be mixed blessings. A person's house is considered to be sacrosanct, protected by whatever powers watch over mankind. This is true whether one lives in a hovel or a mighty castle. This sanctity does not mean the powers intervene to protect a house if it is attacked. It does mean, though, that the offender is never trusted in anyone's house again if he breaks the rules, and that an ill fate will dog the offender's footsteps from then on. A person need not invite anyone into the safety of his hearth, but if he does, then both people must obey certain rules of respect and safety. Once inside, peace must reign between them, even if they later discover that they are deadly enemies. They can go outside and fight, or one of them can leave and then return with hostile intentions, if he is permitted back in. But while inside, both parties must be peaceful, and the visitor must even aid the owner of the hearth to defend it if they are attacked.

**LOYALTY:** A vassal must never betray his Lord's Secrets to anyone not in the Lord's own following and privy to the Lord's confidence. Nor may he go over to the side of his Lord's enemies or repudiate his vows of homage. To do so is "treason" the most foul of all feudal crimes. However, it should again be noted that a major violation of the vassal's rights by his Overlord may give grounds for changing allegiance, provided it is not in a time of dire emergency and is not an act designed to place one's Overlord in grave jeopardy. In return and Overlord is obligated to show "good faith" toward a loyal vassal, treating him justly and showing him favor when he does a great service for the Overlord.

## Feudal Laws & Order

**N**o society has ever existed without some form of legal system. Even the most barbaric cultures have taboos and customs and traditions that set out prohibited and accepted behaviors. They also made provision for persuasions and punishments to bring "wrong-thinking" individuals back into line or to dispose of the miserable troublemakers altogether!

There may be some players who chafe at the idea that there should be restraints on their behavior in a purely "fantasy" world. Consider, however, that being a professional thief makes no real sense in a world lacking effective laws and courts. Part of the fun

of being a rogue on the wrong side of the law is experiencing that adrenaline surge that comes with every chance of being caught, tried, convicted, and punished! When one considers the punishments meted out to thieves in past societies, there is good reason for the player of a thief to feel more than a bit nervous.

Laws apply to all characters. The fact that "Someone Else" is in charge acts as a brake on players who think their characters are free to bully others and to do as they like. Put in feudal terms, a nobleman reserved the right to shear his own sheep without outsiders infringing on his turf and molesting his property! Seeing as most feudal nobles have a small (or sometimes large) army at their disposal to enforce their will, no player should wonder why the sky suddenly falls on his character because he robbed a few pilgrims and merchants on the high road.

It is also interesting to see how the same player becomes intensely devoted to maintaining law and order should he ever have a character who is a noble lord. That should tell us something, surely, about the nature of rulers and their attitude toward lawbreaking and disturbing the peace.

We have nothing against a player having his character try to take on the whole of society. That can be very exciting and can generate a lot of highly entertaining adventures. It is also firmly in the fantasy fiction tradition. At the same time, we should never forget that the law represents the prevailing view of most people in a society about what is right and what is wrong.

The law is a "two-edged sword" that cuts both ways. A player character who is wronged can seek recourse from the law, for it protects the law-abiding from the lawbreakers. It imposes itself between bullies and their victims. It gives justice by righting wrongs and punishing wrongdoers. NPCs as well as player characters, who live by the notion that only "might makes right" will discover that there is always someone with more power who may well step in and more than even up the odds. Even kings are not immune from this truth.

Suppose a small party of player characters are making their way back to their inn at night when they are set upon by a gang of NPC street thugs. The noise of the fight attracts the Night Watch. Do you suggest for one second that the decent citizens who form the Watch are going to stand idly by and let this lawlessness continue? This is a resounding "No!" They will wade into the fight with enthusiasm.

The next morning, the town magistrate will be more than happy to deal with the miserable street scum who dared attack law-abiding visitors to the town. After all, the town Council and the general population, (all of them NPCs), desire to see their town safe from the depredations of the criminal element. Towns exist to do business, and robbers in dark alley ways are very bad for business! They also offend against the sense of justice and public order possessed by all good men everywhere.

## Customs of Feudal society



ome rules of conduct are not enshrined in laws but nevertheless have all of the weight of unwritten law and are almost always respected.

**Honorable Conduct** is required of knights. Behaving with honor sets the chivalric class apart from all others in society. A knight's honor is closely tied to the vows he swears upon becoming a knight. The Chivalric Code clearly regards the following acts as dishonorable and unbecoming any true knight:

- Oathbreaking or failing to keep faith with those you have given good cause to trust you to keep your word.
- Treason against your liege lord.
- Failure to give military service when summoned. Failure to support one's lord or vassal in a just cause. Showing cowardice in the face of one's enemies. Abandonment of friends and allies in time of need. Desertion from the battlefield.
- Treachery against your own kinfolk.
- Treachery against a guest or a host.
- Killing blood kin.
- Attacking an unarmed knight.
- Failing to abide by the terms given to an honorable foe who surrenders in good faith.
- Mistreatment of a noble captive.
- Dishonoring a noble woman in any way.
- Killing a clergyman of your own religion under any circumstances except in lawful battle with an armed enemy bent on killing you.
- Desecrating and plundering a church or holy place of your own religion.
- Lending money with interest. Engaging in any business enterprise.
- Performing physical labor to earn one's livelihood.

Honor is very much a personal matter. Honor includes the knight's

view of himself, his sense of worth and the private code by which he chooses to live and judge his own actions. Honor involves a knight's pride, dignity, integrity, and self-respect. Thus he is always prepared to defend his honor.

For example, he may take any slight directed toward his family name as abuse of his personal honor and give immediate challenge to the offender. A knight with a high sense of honor might also be personally offended by conduct unbecoming any member of his class. Even though such behavior does not touch him directly, it reflects badly upon all knights. That may be sufficient for him to intervene and challenge the offender to combat for his "unchivalric" behavior.

How a player chooses to handle the personal concept of honor held by a knightly character will have a great deal to do with how that character behaves in the campaign. Remember, however, that public dishonor is a grave matter. To lose one's honor in the eyes of others is to lose all the benefits of one's status when attempting to influence another of equal or higher rank. Once someone is known to be a dishonorable man, he simply is not trusted to keep his word!

While commoners were not held to a strict code of honor, as were knights, they also regarded dishonorable conduct as quite despicable. They could not ignore the superior social status of the nobility, but among themselves they could impose much the same penalties on someone of their own class who proved him-self lacking in trustworthiness or given to unlawful dealings.

**Loyalty between Leader and Follower** is the foundation stone upon which the entire feudal order rests. All members of society owe their loyalty to someone. Loyalty is of particular importance to fighting men, for without it there can be no effective military organization nor any surety of survival on the battlefield. Its importance made abundantly clear in the Code of Chivalry, which lists many breaches based on failure of loyalty.

We're not talking about an abstract concept here. Loyalty is a very real and compelling force. Even the lowliest serf recognizes that it is in his self-interest to be loyal to his manor lord. True, he has to work hard for his lord, but in return he is assured of his lord's protection against enemies. A manor lord will be loyal to his serfs, too, even if only in self-interest, for he needs his serfs to do the labor on the manor.

But loyalty goes beyond mere self-interest. It was widely believed by all classes in society that disloyalty was hateful in the eyes of the Deity. Solemn vows sworn on holy relics and in the name of God were enshrined in formal rituals to mark the binding promises of leader and follower to support one another. Oathbreakers who failed in the test of loyalty were universally regarded as untrustworthy by all "right-thinking" people, whether of high or low birth.

**Loyalty to Kinfolk** is a second foundation block upon which the feudal order rested. These were dangerous times! All strangers were mistrusted. One just never knew who one's enemies might be. However, the one group expected to stand together was blood kin. Without unqualified support from one's kinsmen, what security did anyone have in the world? Right or wrong, the family stood behind its own and defended him. And, by "family," we mean not only one's parents and siblings, but all those who were related by blood or marriage. In some instances, such as in Celtic and Viking societies, we extend this to include one's clan—all the people who claim descent from common ancestors.

For his part, the individual is expected to be no less loyal to his kinfolk. It is a most heinous crime, hated by men and the Deity alike, to turn against one's family or to betray a kinsman. As for a person who sheds the blood of his kin, no more loath-some creature ever walked the face of the earth. All "right-thinking" people shun such a one for the godless monster that he is. Clearly, one of the potential areas of major conflict a character, especially a knight, might encounter, is that of divided loyalties between liege lord and family. No matter what he decides to do, the character will gravely offend against the bonds of loyalty which lie upon him. In such cases, the character's sense of personal honor will play a vital part in determining what he chooses to do.

**Hospitality** was an almost universal "law" widely recognized in most societies and cultures. It is bounded by a complex code of unwritten rules.

Once an invitation was given and accepted to come into one's dwelling, both host and guest were absolutely bound to observe the rules governing hospitality. Most important was that, inside the home, peace must always reign between host and guest. The host must show courtesy to a guest and provide food and lodging according to his rank. The host must also protect a guest against all enemies while he remains under his host's roof.

The guest must be no less courteous to his host and is forbidden to act in any way against him. Should it happen that host and visitor are deadly enemies, both must set aside their quarrel and observe a truce for the duration of the visit. Indeed, just as the host had to protect his guest against enemies, should his home be attacked by his enemies, the guest was under a strict obligation to assist in its defense!

Should there be a serious falling out between a host and his guest, they cannot resort to violence within the home. They might agree to go outside the bounds of the home to settle matters. Or the visitor could leave under safe conduct and then return later, now free to attack his former host in formal battle. But no treacherous behavior was tolerated.

People of all classes and ranks of society took hospitality seriously. These were deeply superstitious times, and everyone believed that breaching hospitality would bring certain disaster on the offender. If the Game Master wishes to enforce this belief in his campaign, he can impose a -10% penalty against all actions

attempted by anyone who has breached Hospitality until the character can make amends to the one he has offended or else have the "Curse" lifted from him. This penalty represents the disapproval of the supernatural powers which defend the home and ensure that the laws of Hospitality are observed.

## Four Universal Aids



Four universal customs of feudalism reward landlords with special income. These four taxes give the knight the right to collect income from his holding whether the vassals like it or not. These are called aids. Each of these four methods may be imposed only once by a lord, with exceptions noted below. When the aid is imposed by a lord knight, each of the lord's vassals pays an amount equal to the average yearly income of his primary holding.

1. **Knighting of the Eldest Son:** Creating a new knight is expensive (160gp minimum). This money is raised to outfit a man with the equipment listed for an Ordinary knight. However, the tax may not be enough to outfit the candidate. A father has choices to make here: He can squeeze his people (and incur their hate), pay from his own treasury, or outfit his son as a Poor knight. If outfitted too cheaply, though, the young man might not be accepted for the office and thus not receive the honors of knighthood.

On the other hand, the collection may make much more than the necessary 160gp. All or part may be used to upgrade the new knight's outfit. Or the father can just keep the extra money (though he most certainly gets a Selfish experience check for doing so). If used on the new knight, the extra money is normally used in part on a lavish feast, or perhaps even a tournament, to mark the event.

All Honour gained for the expenditure of money at a knighting goes to the new knight as well as the father. Thus, if a nobleman spends more than 160gp on his son, then his son gets a bit of additional Honour for the year.

Sometimes a ranking nobleman knights many other candidates along with his own son. This is a rare opportunity for qualified but impoverished squires to become household knights at the nobleman's expense. Each of the new knights gets his 1,000 Honour points, as usual, and all extra Honour for expenses over 160gp is accrued by both the knights and their new lord, at the usual rate of 1 point of Honour per librum (for sums under 2000gp total).

2. **Wedding of the Eldest Daughter:** The family of the bride usually pays for the wedding. A nobleman whose daughter is wed receives Honour, though, for the money spent on the event. To cover the expense, this aid is collected. Part of it may be spent on the festivities, and part included in the dowry every wife is expected to provide.
3. **To Ransom the Lord:** A lord's ransom is the duty of his vassals. This tax provides the money needed. In all cases, the vassals provide at least their usual year's income via this tax, although sometimes they must squeeze their peasants to raise so much. The rest of the necessary sum is collected from the citizens of the towns of the holding, unless the vassals volunteer to pay more.
 

If a lord is ever captured a second time, the vassals are not obliged to pay this aid again. (The lord may still take money from them to pay another ransom as an Impost or as Voluntary Tallage.)
4. **To Support a Crusade:** Fighting the infidel is a venture financed by all the vassals so that they can share in the Honour and the expense.

## Tallage



Another method of taxation, called tallage, can be invoked any time a lord needs to raise extra money. The purpose might be anything — to raise an army, whether to invade an enemy or to defend the realm; to build ships; to finance a tournament; to build a town; or to outfit an expedition. The lord calls together those knights and lords who hold land rights from him and the leading citizens of his towns (those commoners who control the mercantile wealth) and, either in one group or separately, pleads his case to them. The vassals and citizenry discuss the situation, and return their verdicts to the lord.

Results of the request can vary widely. The court might agree to make the payments and, if inspired (perhaps by the threat of an oncoming army), might even volunteer more money or additional labor. They might pay part of the request simply because they like or respect their lord. They might pay half, but only if the lord makes some sort of concessions in return. They might not pay anything because they don't like him, or because they too are impetuous, or because they disagree with the intent. Many factors affect their decision.

## Impost



n impost is yet another kind of tax imposed upon the commoners. It can be used to describe a legitimate fine, perhaps imposed for violating the lord's law, or it may be entirely arbitrary (as was all too common historically).

Imposts are simply declared and then collected from the commoners with whatever force is necessary. The only cost is the undying hatred of the people who supply the lord's daily bread. The peasants generally conceal this hatred from their overlords, who after all have the right to imprison and sometimes kill them, but if worsened may manifest in peasants running away, turning to banditry, or even (though very rarely) rebelling outright.

## High Justice



High Justice is a right reserved to the nobility and favoured knights. A person's rank in society is determined by birth and, as such, is divine in origin. Thus the nobility is seen as privileged in the eyes of God and it is their divine right to rule those below their social station. Because of the high station of the nobility, the only major crimes for them are:

- Treason against one's liege lord.
- Rebellion against one's liege lord.
- Conspiracy against one's liege lord.

The penalty for any of these crimes is either Trial of Arms à l'Outrance or the headsman's axe after a trial by one's peers. The power of High Justice was vested in the King's High Justices, the King and the great Tenants-in-Chief, and a few picked Knights.

If a noble vassal is treated unfairly, he could stage an honorable rebellion against his suzerain. The degree of punishment exacted must be equal to the crime, and depending upon the nature of the oppression which drove him to rebellion there are five degrees of severity in the punishments:

1. Temporary loss of honour. Dishonour could last 1 month to 1 year.
2. Disgrace or permanent loss of honour, subject to the performance of a great deed to restore that honour.
3. Disgrace, with loss of lands and titles.
4. Disgrace, with loss of lands and titles and banishment for life upon pain of death if one returns.
5. Death by headsman's axe was the only "honorable" way to execute someone of noble blood. In the early and middle feudal periods, the noble accused of such crimes could elect for Trial by Combat or Trial by Court (judge and jury of his peers).

The bonds between the Overlord and his vassals are dependent on the honour and loyalty of both, so both must show strong will and discipline in their dealings with each other. A charge made by an Overlord against a vassal must be proved; otherwise dissent could result among the other vassals.

**Trial by Court:** A noble was entitled to be judged by his peers (his feudal equals), and a court trial would involve a judge and jurors at least of the accused knight's or noble's rank. An overlord had to be able to prove any charges he brought against a vassal. Feudal bonds were based on mutual trust and good faith. Vassals took charges of High Crimes laid against one of their peers as cause to examine their own loyalty, and they often refused to support an overlord who acted in a blatantly unjust manner. After all, any one of them could be their overlord's next victim! Thus even if a trial was conducted in the overlord's own court, it had to be held under at least an appearance of fairness.

**Trial by Combat:** A knight or noble could always resort to his basic right to a trial by force of arms. It was believed that God would ensure that the party with the right on his side would prevail in a Trial by Combat. It might also be noted that both the accused and the accuser, if noble born, one could appoint "a champion" to fight on their behalf. Under the feudal right of Private War, a vassal treated unfairly by his overlord could resort to armed resistance. This was the ultimate form of Trial by Combat, but the bottom line was that one had to win-losing was most dangerous to one's health in such circumstances.

## Low Justice



Low Justice or Common Justice was reserved for the Commoners and was administered by the King's Justices and by the Baronial Courts. There are five distinct groups of crime under this heading:

1. HIGH CRIMES: All offenses in this section carry the death penalty:

Treason, Rebellion, Conspiracy, Espionage: death by hanging, drawing, and quartering. Immediate members of the family may also be subject to punishment. All lands forfeit.

Black Sorcery: Burning at the stake & burial of the ashes in cursed ground for the foul crime of using Magick to do

wrongful harm to others or to their property and goods.

Necromancy: Burning at the stake for consorting with demons.

Witchcraft: 12 lashes & 3 days in the Stocks for the first few offenses of practising magick. Repeated offenses constitute a Felony, punishable by burning at the stake (this charge applies only when the practice of Magick is considered unlawful in itself).

Breaking the King's Peace: 1 to 3 days in the stocks. The crime is a catchall including a variety of disruptive offenses (public brawling, drunk & disorderly, etc.) Sometimes a fine might be levied as well.

Murder: death by hanging.

Poisoning: death by burning at the stake.

Cannibalism or Skinning Human Bodies: death by being thrown to wild dogs.

Perjury: death by hanging. The offense includes lying under oath in Court and also making false accusations.

Smuggling: death by hanging.

Desecration of a Church: death by impalement.

Streetwalking: death by hanging.

Bearing Chivalric Arms: 10 lashes; second offense: death by hanging, drawing, and quartering.

Riding a Horse: 10 lashes. However, Petit Sergeants and wealthy Commoners tend to have special rights in such cases and are not charged. Members of the military are exempt from this law.

Riding a Warhorse: 24 lashes and 3 days in the Stocks for 1st offense; repeated offenses constitute a Felony, punishable by hanging. (Only nobles and members of the military may ride warhorses.)

Arson: Death by hanging or burning at the stake

Striking a "Fool": 5 lashes. Feeble-minded folk are protected from abuse by law.

### 2. THEFT:

Piracy: death by hanging.

Brigandage: death by hanging or 1000 lashes.

Debt: If a debt is not paid in the agreed time, the aggrieved party may sue for payment. This may bring the seizure of goods, monies, or land to pay the debt. Nobles secure their debts with sealed deeds (promises) which even a Commoner can enforce in a Court to recover the money owed to him. An impoverished Commoner can be forced into service to pay off a debt he is unable to satisfy. Refusal to make enforced payment by service is punishable by death if the debtor runs away. Breach of Contract: Failure to live up to one's word is to become "dishonored." In the business world, that is committing financial suicide for no one will deal with a man who breaks business agreements. Recovery of losses can be obtained in Court.

Horse Theft: death by hanging.

Theft of Pepper or Silk: death by the cutting of the throat.

Robbery on the King's Highroad: death by hanging

Poaching in the Royal Forest: loss of a hand. The offense also applies to poaching in a forest belonging to a noble.

Poaching a Deer: Death by flaying (skinning) alive or by being sewn up in the wet rawhide of the deer and hung head down over hot coals. The offense applies to any commoner not having the right or permission to hunt deer in either the King's forests or in a noble's private game preserve.

Theft of a Beast of Burden: 24 lashes.

Theft of Valuable Property: 36 lashes, 3 days in the Stocks, restitution, & 60 days hard labor or else Death by the cutting of the throat or strangulation with the garotte if restitution cannot be made. A charge reserved for thieves who steal from nobles and rich merchants.

Cattle "Lifting": 24 lashes. This offense include the theft of such animals as goats, sheep, etc., not just cattle.

Mugging: 24 lashes. A second offense brings loss of a hand and branding. A third offense carries the penalty of death by hanging.

Cutpurse: 24 lashes. A second offense brings loss of a hand and branding. The crime includes all forms of non-violent theft.

Robbery with Violence: Any form of armed robbery (including mugging) is punishable on the 1st offense by restitution, 24 lashes, branding, and the cutting off of a hand. Death by hanging for a 2nd offense. Note that use of any lethal weapon or the shedding of blood during a robbery constitutes Robbery with Violence under the law.

3. TORTS: These "crimes" in fact include both intentional and accidental damage to property or injury to persons. Nobles may bring actions against each other for Torts.

Destruction of Another's Property: compensation if unintentional; double or triple damages (punitive) if intentional. Commoners receive 24 lashes for intentional tort.

Injury to Person: compensation. A commoner will receive 10sp + 1d6sp per damage point suffered. A Nobleman (if he does not cut the offender down on the spot) will receive 1gp + 2d6gp per damage point. This is tripled for titled nobles. If the offense was deliberate, a commoner will be charged with Assault as well and may receive 24 lashes if he struck a Commoner. A deliberate offense against a Nobleman is Rebellion and punishable by death. Nobles will always resort to Trial by Combat or the Pas des Armes to settle such matters between themselves as an affair of honour.

Replevin: An action to recover property wrongfully taken from the owner. Such an action is in addition to any other charges that might be pending. Nobles are forced to resort to such actions if they are not prepared to go to Private War with another noble. Generally, such complaints are heard in the Royal Courts, but a vassal may raise the issue when it concerns another vassal by bringing the action in the Court of their Overlord. If the property cannot be restored or is restored in damaged condition, appropriate compensation must be paid.

4. BUSINESS LAW:

Usury: Except for non-believers and certain privileged foreign bankers, the charging of interest on a loan is banned. The penalty is 1-3 times the interest paid as a fine to the Court. Only Bankers and moneylenders and moneychangers are exempt.

Fraud: Any false representation of goods or making false promises is punishable by fines and also restitution to the injured party. The amount of the fine tends to be 1-3 times the profit made on the "shady" deal.

5. LAW OF VASSALS IN LIVERY: The Knight is the Lord of his lands and his word is generally law to those living in his domain. However, unless he is totally evil, he will give Low Justice tempered with mercy and understanding. Because the average Knight has only a few vassals to deal with, he can take a personal interest in his subjects and take into account circumstances which go far beyond the crime itself.

A noble can pass his own codes in his domain, but for the most part such "laws" deal with breach of custom and the "common Law." He does have special rights, however, such as being able to charge tolls for crossing his land, etc., which he can enforce against strangers. However, he has no jurisdiction over the King's Highroad except to act as a peace officer and arrest wrongdoers.

The worst breach of law, next to capital crimes, that a Serf can commit is to run away from the domain of his Lord. A Serf is bound to the land until released by his Lord, and unless he lives for a year and a day within the boundaries of a town, he can be apprehended and returned to his Lord. A recaptured Serf will have to throw himself upon the mercy of his Lord, for in such matters the fiefholder has the power of life and death.

6. SEXUAL OFFENSES

Rape: Rape is the forcing a sexual relations upon another person who is unwilling or deemed unable to make a moral decision. Rape is often associated only with women of good social standing, i.e. only virgins and widows could truly be raped. It is not likely that a man would be charged with rape if the woman is of questionable character: However, he is likely to be charged for fornication or adultery if the crime came to light. Ironically, in such a case, the victim could be charged as well.

Sodomy: Sodomy refers to anal sex between male persons. The association of sodomy with hereticism, satanism, and witchcraft was supported by the Inquisition trials.

Incest: Incest is considered to be among the most appalling crimes and the punishments are very severe.

Bigamy/Polygamy: In feudal society polygamy is considered a serious crime. Those guilty of polygamy are considered guilty of adultery and fornication as well.

Adultery: This is sexual relations between two partners when at least one of the partners is married to someone else. The crime is worse than fornication, for an 'innocent' spouse is being victimized. In addition, the breaking of the marriage vows is considered an act against morality.

Bestiality: Sexual relations between humans and animals.

**Trial by Court:** Commoners faced a Court Trial by a judge, typically

of noble rank, and a jury of their peers. Though an uncommon occurrence, it is also possible for a knight to intervene and stand as the accused's champion in a Trial by Combat. (This happens in Ivanhoe.)

Two types of courts existed. One is the Baronial Court, in which a feudal lord has the right to give judgement over any crimes committed within the borders of his demesne. The other is a Royal Court, presided over by a Lord Justice or a Magistrate appointed by the King and having jurisdiction over all crimes committed within the realm.

As Royal authority extended more and more across the land, the rights of the barons to hold court comes into conflict with the royal prerogative. In this regard, it might be noted that the Royal Writ of Habeas Corpus is a direct legal order issued in the name of the English King to a lord to "hand over the [living] body" of the accused for trial in a royal court rather than in a baronial court, which might well lack any real objective justice.

**Trial by Ordeal:** As an alternative to trial by judge and jury, an accused could elect for Trial by Ordeal. This involved under-going some fearful test like pulling a stone from a cauldron of boiling water, walking barefoot over heated plow shears, or carrying a heated iron bar a set number of steps. God is assumed to judge the innocence or guilt of the accused. For instance, if the accused pulled the stone from the boiling cauldron and the bums from the ordeal did not become infected and were healing after three days, he is adjudged innocent of the crime. Trial by Ordeal is also available to members of the nobility, if they so wished it.

**Lashes** are administered as a Constitution CR. Subtract an additional -1 to the check per 5 lashes. Each failed CR results in -1 damage point from the Body of the player character or NPC receiving the whipping. A "merciful" judge might allow a Fine to be paid instead, usually at a 2sp x lashes, the whole amount having to be paid to avoid the whipping.

**Branding** involves receiving -3 body points of damage and having a distinctive brand burned into one's forehead or cheek to mark him as an offender.



## Crimes & Punishments



here is no shortage of imaginative minds in the feudal society when it comes to devising ways of punishing criminals. Many are morbid and quite shocking. That's exactly what they are intended to be. There is little notion of rehabilitative punishment behind the laws. The idea is to encourage obedience to the law out of fear.

### 1. Monetary

Monetary fines are perhaps the most human form of punishment used today. The idea behind a fine is that a wrong can be corrected if the criminal or his family pays the victim or stare a set amount of money or goods. Often, the Fines themselves are well beyond the means of the guilty party to pay and thus he is subjected to more severe penalties. At one time, all crimes (including murder) could be settle with the payment of 'peace money.' This practice stemmed from ancient times when bloody feuds would break out between tribes over such crimes. A money tribute settled things peacefully thus sparing a tribe from further bloodshed. The offender is literally buying peace. If it cannot be paid, the offender is sentenced to hard labor at 1 day per 10cp of the fine.

### 2. Confinement

Deprivation of liberty has always been used as a prime deterrent to crime. It is sometimes imposed as an act of mercy in lieu of mutilation or death. More often, it is used to enhance the criminal's suffering between sessions of tortures. In most places there is no concept of hope of rehabilitation; the society has no interest in such noble ideas. The criminal has offended the law and must pay the price.

While some criminals are imprisoned for life terms, they do not sit idly in their cells counting the days. Hard labor, working for the kingdom and sometimes for private contractors have always been associated with prisons. Some prisoners, usually ones considered to be particularly dangerous to their captors, are locked or dungeons and dark cells, never to see the light of day again.

The punishments of inflicting pain and death are far more common. Imprisonment is normally short term, used to hold offenders until a sentence can be rendered or an execution carried out. It is also common for a criminal to be held 'hostage' until his family or clan

can pay his fines.

### 3. Degradation

In the feudal society a person's honor and pride is a very precious and well-guarded possession. It is not surprising to find that humiliation and degradation is a common form of punishment for the wrongdoer.

- **Recantation/Apology:** The wrongdoer is forced to stand in a public place and recant or apologize, for his crimes. This punishment is most often used when crime involves defamation, gossip or lying. Often the accused is required to strike his offending mouth, with a switch or board to signify his misdeed.
- **Clothes of Degradation:** The criminal, in this case, is forced to wear specially prepared clothing that bears symbols or markings indicating the crime. Various patches have been devised with a wide variety of meanings such as: prostitution, theft, adultery etc.
- **Procession of Shame:** The wrongdoer is forced to march a prescribed distance before an audience. Often clothes or items of shame are carried during the march. The procession normally involves carrying a rather heavy, cumbersome object, such as a stone, to a specific location. If the item is dropped or the wrongdoer is unable to complete the task, then a harsher sentence is immediately imposed. This 'trials by-ordeal', so to speak, is required when a person's guilt can not be proven to the complete satisfaction of the judicial body imposing the sentence. It is assumed that if the wrongdoer can not complete the task, then his guilt is certain. On the other hand, if he completes the task easily, the judges could find comfort in the fact that they had not handed down a crueler form of punishment on an innocent.
- **Defamation:** Defamation is a legal means for somebody who has been wronged seek retribution. A creditor, for example, unable to collect his money from a debtor could have handbills published detailing the debtor's crime and attaining his character. The handbills can be posted all about town, making life miserable for the wrongdoer. This form of coercion would be preferable to a creditor over formal charges since a debtor would be unable to pay off his debt from prison.
- **Carrying Objects of Shame:** While very similar to clothes of degradation, these items are normally made of iron and wood and symbolize the crime committed. The most common object of shame is the mask. The mask is a heavy, grotesque helmet that is secured on the wrongdoer's head with a lock. A woman sentenced for spreading gossip, for example, might be forced to wear a mask with a large wagging tongue. Those forced to carry or wear these objects are, of course, made to do so in public places such as the market place. It is deemed appropriate behavior for passersby to harass, kick and ridicule the wrongdoer.
- **Censure:** Censure is a mild but very effective form of degradation. People are forbidden to talk with the censured criminal and he is forbidden to approach others. Censure can be administered for a short period of time or for life, depending on the nature of the crime. The censured person is often forced to wear objects or clothes alerting people to his status.
- **Ban on the Bearing of Arms:** The right to bear arms is symbol of status. In addition, certain articles of clothing signify rank and social status. A wrongdoer can be denied the right to bear such items, thus depriving him of his status.
- **Public Servitude:** This differs from confinement and slavery. The purpose here is to have the wrongdoer perform degrading tasks such as removing waste in public view. Normally, it is a single task that lasts from an hour to a full day. Upon completion of the task the wrongdoer has satisfied the sentence and is free to go.
- **Denial of Burial:** It is a very serious matter to the average person in the feudal society. Denial of a religious ceremony and church burial is deeply dreaded. It is believed that the poor soul who is denied such ceremony is unable to enter the afterlife. (i.e. all chances of resurrection are disallowed.)
- **Pillory:** The pillory is perhaps one of the best known forms of punishments. Nearly every city and town has a centrally located pillory, normally in the market place. The pillory appears in numerous forms, but they are almost always elevated in a place of prominence. The guilty are bound to the pillory, during market days so that they can be ridiculed by the public and demonstrate firsthand the repercussions of violating the law. The pillory often serves as the place of execution, and public floggings.
- **Dunking:** Dunking is used more as degradation punishment than a physical one. It is often called the 'baker's baptism' because it is a common punishment for bakers who cheat their customers. The guilty person is strapped to a chair that is mounted on the end of a long wooden beam. With the use of a pivot, the chair is lowered into a body of water and the wrongdoer is 'dunked' a prescribed number of times.

### 4. Torture

Torture is applied for countless crimes, often in addition to other forms of punishment. If the wrongdoer appears to show no remorse, a few sessions of torture are sure to influence him to at least 'act' repentant. Unfortunately, protesting of one's innocence is often seen as an an-remorseful attitude.

The common practice is to organize torture into five categories. The nature of the crime dictates the severity of torture to be applied.

- **The Threat of Torture:** The accused is merely shown the instrument of torture and forced to watch others being tortured. This would clearly demonstrate to the guilty party what would happen the next time he violated the law and perhaps be effective at obtaining a confession.
- **Painful interrogation:** The accused is tortured until he provides the information requested. Once he has cooperated (by telling his torturer what he wants hear) the torture is halted. Often the accused is brought back before the judge: for furthering sentencing since he has now either confessed or implicated himself.
- **Bound and Tortured:** The prisoner is stripped, bound and tortured with various instruments. The object here is not to obtain information but simply to make the prisoner suffer horrendous pain for his crime.
- **Suspension and Resumption:** The prisoner is tortured as above. He is then suspended by the wrists or ankles for a period of time and then tortured again.
- **Exposure:** The prisoner is tortured as above. Between sessions of torture, the prisoner is exposed in the elements.

In the feudal society, certain persons are immune by law from the threat of torture. Children under the age of 14, pregnant women, the bedridden, etc, are often protected.

### 5. Mutilation

Mutilating punishments serve two purposes. First, it identifies the criminal to others. If he commits the same crime again, his past conviction would be evident and his punishment would be greater. It also serves as a deterrent to others. Secondly, it is a form of compensation similar to a 'eye-for-an-eye.' If a thief picked a pocket, for example, the offending hand is cut off in payment.

- **Blinding:** This is the most severe of the mutilation punishments. Depriving a criminal of his eyesight is often deemed to be harsher than a death sentence, since the wrongdoer's suffering is prolonged and inescapable. It is sometimes rendered to a criminal who is protected by law from a death sentence. People are forbidden to render aid to the blinded convict and are likely to suffer the same fate if they do so.
- **Removal of the Hand:** A frequent punishment for such crime as theft, perjury, assault, cheating, etc. Different variations are applied. When sentence is rendered, consideration is given to which hand is the wrongdoer's primary hand.
- **Removal of the Fingers:** A milder form of the above, removal of the fingers is reserved for cutpurses, pickpockets and other petty criminals. In this manner the wrongdoer is made to suffer and is marked without denying him the ability to work a trade.
- **Removal of the Ears:** Removal of the ear allows the criminal to be marked without rendering him unfit for work or servitude. Criminals condemned to slavery often have their ears removed for easy identification. It is also used to signify that the condemned is nor permitted to bear weapons, enter the city, etc.
- **Removal of the Tongue:** This punishment is reserved for those who offend with their mouths such as blasphemers, heretics, bearing false witness, etc.

### 6. Banishment

Often a community simply purged itself of it, undesirables. Banishment can mean certain death since surrounding communities are unlikely to admit the wrongdoer. Banishment is imposed when death sentence is the only alternative. If the banished person ever returns to the region, the death sentence is promptly carried out.

### 7. Slavery/Labor

Manpower is a very valuable commodity and criminals are often used to fill the work force. Public buildings, roads, etc. are all commonly built with the aid of slave labor. In addition, many criminals are sold to private citizens and foreign kingdoms.

In some areas, inability to pay restitution may result in enslavement and sale to satisfy the claim or else indentured service to the victim for a set period as full compensation (based on 1 day per 5cp value of the property).

### 8. Death

Capital punishment is the ultimate solution for the wrongdoer. A prevalent superstition is that murderers and other criminals are possessed by powerful evil spirits. It is often feared that these spirits are so great that they could bring the wrongdoer back to life only to inflict further harm on people. Thus the various forms of capital punishment are designed to drive off the evil spirits or

to make the wrongdoer's corpse uninhabitable.

- **Beheading:** Beheading is very common and perhaps the quickest of the capital punishments. It is believed that body without a head could never return to life. Often the head is burned or buried separately from the body.
- **Hanging:** Hanging is also a wide spread and well-known form of execution. It is regarded as a particularly dishonorable and shameful form of death for it is often reserved for thieves and their ilk. It is traditional to leave the body on the gallows until the corpse rots and falls on the ground. Only then are the remains burned or buried. Frequently, hanging alone is not considered adequate punishment and the hanging is coupled with torture such as hanging the condemned over open flames or wild animals. Hanging is practiced in two different forms.

The first is a quicker death. The condemned is placed under the gallows or a tree limb on an object and pushed off. The snap of the neck against the rope usually rendered a swift death.

The other Form is appropriately known as 'slow death'. A noose is placed about the wrongdoer's neck and he is slowly pulled up off the ground. Such unfortunates could linger for long agonizing minutes before death.

- **Breaking on the Wheel:** Breaking on the wheel is amongst the most feared forms of punishment ever to be devised and is reserved for murderers and traitors. The criminal is laid out on the ground, his arms and legs outstretched and bound to stakes driven into the ground. Boards or timbers are placed under each limb so that a space about a hand's width is created between the limb and the ground. The executioner, sometimes with the aid of an assistant, takes a wagon wheel, usually specifically constructed for the task, and drops it on each limb, breaking it. The sentence specifies how many blows of the wheel had to be administered. The dead or dying man's limbs are then threaded under and over the spokes of the wheel. The wheel is then hoisted atop a pole set into the ground that is ten to fifteen feet high.
- **Drowning:** Drowning, like burning, is a common punishment for females. This is probably because no one relished the idea of putting a woman to death with their own hands, thus the elements of fire and water were allowed to bring about death. The condemned is thrown from a bridge or riverbank into a body of water with bound hands. If no bodies of water can be found, the condemned is held under water in a pool or well. Frequently, the condemned is sewn into a sack along with live animals before being thrown into the water.
- **Boiling:** Boiling in wine or water is a standard punishment for those accused of lying or falsification. Heretics, likewise, are apt on stiffer such a fine.
- **Burning:** Burning is reserved for criminals of particularly atrocious standing such as practitioners of Black Magick, mass-murderers, etc. The hope is to eradicate all traces of the condemned and to prevent evil demons from returning him to life. Burning is often coupled with another form of capital punishment. For example, evil magic-users are often beheaded prior to burning.
- **Burying Alive:** This punishment is reserved for those guilty of sexual crimes and infanticide. A pit is dug and the condemned, bound head and foot, is thrown in and the pit filled in.
- **Impaling:** Impaling is practiced in two forms. In the first, the condemned is placed in a pit and buried alive as above. Then a long stake is driven into the pit and through the condemned's body.  
  
The second form is more common; a tall pole with sharpened end is erected. The condemned is placed atop the pole and impaled. As the wrongdoer snuggles he becomes increasingly impaled and slides down the pole.
- **Immurement:** This is reserved for those of higher social ranks. It spares the family the disgrace of a public execution. The condemned is placed in a cell or sometimes walled up in a room and left without food or water. Once the wrongdoer dies, his remains are retrieved and given a proper burial.
- **Quartering:** There are two variations of quartering: before death and after death. Originally, quartering was carried out by hacking off the limbs of the condemned with an axe or sword. This process evolved into tying each limb to a different horse, and then driving the horses off into different directions, thus tearing the condemned apart. Political criminals are often condemned in this manner.

## Canon Law



Canon Law is Church Law. In feudal Europe the Church was a most potent force, comparable to the greatest of nobles and Kings. The Church based its authority on divine right, and claimed the sole prerogative of trying all members of its institutions. In this regard, all breaches of the law except for

High Justice were dealt with in Canonical Courts. A sentence for such breaches of law tended to be much less severe than in the Lay Courts. However, it was not until the 13th Century that a noble of great power was assured of great difficulty if he put a cleric on trial in his own Court. Thus, as one grand scenario in **Chivalry & Sorcery**, the question of Church and State prerogatives can be fought out again--remember St. Thomas a Becket and Henry II of England?

Canon Law did extend to all members of the land with regard to five crimes.

All men are bound by their Covenant with God and a man who breaks that bond, however high his rank or great his power it not above Divine Justice. To enforce these laws, the Church hierarchy would resort to Excommunication, Interdict, and any other prescription they felt would be effective. Since the vast majority of the population was deeply religious and desperately feared a total ban on Church activities on their behalf, even Kings had to answer for crimes against God:

**ATHEISM:** stating publicly that there is no God.

**HERESY:** denying the Church as the representative of God on earth or Church doctrine and dogma as being true and correct.

**BLASPHEMY:** showing abuse or contempt for God and/or presenting false prophets or gods in the place of the one true God.

**SACRILEGE:** desecrating sacred and holy relics, books, churches, etc.

**WITCHCRAFT:** practising the art of Black Magick to harm or injure someone or his property, or consorting with the Demons and Devils of Hell. Note: The practice of Magick as such is not "witchcraft" until it is used to do harm to someone in a way that a Court would interpret as premeditated like any other crime. Dealing with the Powers of Darkness is, however, utterly forbidden.

Depending upon the severity of the crime, the character of the accused (alignment and past conduct of the character are important here), and his repentance, the sentence will range in **Chivalry & Sorcery** from a severe penance to a dangerous Quest to atone for crimes of a somewhat defensible nature. Blatant violations, however, are punishable by death and denial of final rites. Excommunication and eternal damnation may be part of the sentence, which prevents resurrection of a character by any lawful Cleric. The death penalty usually takes the form of hanging on the bucket, burning at the stake, or impalement.

## Torture



Medieval courts used torture, depending on the crime of the accused and his or her social status. Torture was deemed a legitimate means to extract confessions or to obtain the names of accomplices or other information about a crime. It was permitted by law only if there was already half-proof against the accused. Often, defendants already sentenced to death would be tortured to force them to disclose the names of accomplices. Torture in the Medieval Inquisition began in 1252 with a papal bull Ad Extirpanda and ended in 1816 when another papal bull forbade its use.

While secular courts often treated suspects ferociously and many of the most vicious procedures were inflicted upon pious heretics by even more pious friars. The Dominicans gained a reputation as some of the most fearfully innovative torturers.

Torture was usually conducted in secret, in underground dungeons. The torture chambers were located in the lower parts of castles. The entrances to many torture chambers were accessed through winding passages which served to muffle the agonising cries of torture victims from the normal inhabitants of the castle. Torture chambers and dungeons were often very small some measured only eleven feet long by seven feet wide in which from ten to twenty prisoners were often incarcerated at the same time. By contrast, torturous executions were typically public, and woodcuts of prisoners being hanged, drawn and quartered show large crowds of spectators in which heretics were burned at the stake.

This practice was approved by Church officials as a legal and moral way of extracting confessions from alleged heretics, witches, or regular criminals, further advocating cruel means of execution for said heretics and witches. Torture methods, devices and instruments were used to inflict the deliberate, systematic, cruel and wanton infliction of physical and mental suffering. There were no laws or rules to protect the treatment of prisoners who faced torture.

A skilled torturer would use methods, devices and instruments to prolong life as long as possible whilst inflicting agonising pain. There were many forms of torture and execution. The execution method itself was part of the torture endured by prisoners. These final methods of torture and execution included the following methods:

1. **Impalement:** A sharp pole is pushed, bottom upwards, through the victim's body. The pole was then raised upright and the victim was left to slide further down the pole by his or her own weight. Often, the pole would emerge through the sternum so that its tip could be placed under the chin to prevent further sliding. It could take the victim three days to die.
2. **Judas Cradle:** The Judas Cradle was perhaps a little less sadistic than impalement but still gruesome. The victim's anus or vagina would be placed over the point of the pyramid-shaped cradle, then lowered on it by ropes. The intended effect was to stretch the orifice over a long period of time, or to slowly impale. The victim was

usually naked, adding to the overall humiliation of the torture and sometimes weights were added to the legs to increase the pain and hasten death. This torture could last anywhere from a few hours to complete days. The device was rarely washed, so the victim could also be plagued with a painful infection.

3. Coffin Torture: The Coffin Torture was feared. The victim was placed inside a metal cage roughly made in the shape of the human body. Torturers could force overweight victims into a smaller device, or even make the "coffin" slightly larger than a victim's body to make him more uncomfortable. The cage was frequently hung from a tree or a gallows. Serious crimes, such as heresy or blasphemy, were punished by death inside the coffin where the victim was placed under the sun allowing birds or animals to eat his or her flesh. Sometimes onlookers would throw rocks and other objects to further increase the pain.
4. The Rack: It consisted of a wooden frame usually with two ropes fixed to the bottom and another two tied to a handle in the top. As the torturer turned the handle, the ropes would pull the victim's arms, eventually dislocating bones with a loud crack. If the torturer kept turning the handles (they often went too far) some of the limbs were torn right off the body. In the later Middle Ages, a new variant of rack appeared. Spikes were added that penetrated the victim's back when he or she were forced to lie on table. As the limbs were pulled apart, so was the spinal cord, increasing not only the physical pain, but the psychological pain of knowing that, even if he or she were to survive, mobility of any kind would be lost forever.
5. The Pear of Anguish: This brutal instrument was used to torture women who performed abortions, liars, blasphemers and homosexuals. The pear-shaped instrument was inserted into one of the victim's orifices: the vagina for women, the anus for homosexuals and the mouth for liars and blasphemers. The instrument consisted of four leaves that slowly separated from each other as the torturer turned the screw at the top. The device would tear the skin at the very least or expand to mutilate the victim's orifice. It could dislocate or break the jawbones.
6. The Breaking Wheel: Also called The Catherine Wheel, this device always killed its victim, but did so very slowly. The victim's limbs were tied to the spokes of a large wooden wheel. The wheel was then slowly revolved while the torturer smashed the victims' limbs with an iron hammer, breaking them in many places. Once his bones were broken, he was left on the wheel to die. Sometimes the wheel was placed on a tall pole so birds could pick and eat the flesh of the still-living human. It could take up to two or three days for him to die of dehydration. Sometimes it was 'mercifully' ordered that the executioner strike the criminal on the chest and stomach, blows known as the coups de grâce (French: "blow of mercy"), which caused lethal injuries, leading to the end of the death by torture.
7. Saw Torture: Saws were common torture devices because they were readily found in most houses and no complex devices were required. It was a cheap way to torture and kill a victim accused of witchery, adultery, murder, blasphemy or even theft. The victim was tied upside down, allowing blood to be diverted to the brain. Victims of this indescribably brutal device were made to hang upside down, legs spread apart. Even this position has a purpose: to fill the victims' heads with blood, and therefore allow them to remain conscious as the torturers work the saw through their crotches, sometimes up to their midsection before they pass out or die. The torture could last several hours. While some victims were cut completely in half as a symbolic gesture, most were only cut up to their abdomen to prolong the time it took to die.
8. The Head Crusher: The head crusher was a popular torture method used by the Inquisition. The chin was placed over a bottom bar and the head under an upper cap. The torturer slowly turned the screw, pressing the bar against the cap. The head was then slowly compressed, first shattering the teeth into the jaw, then a slow death with agonizing pain. Some variants of this device included small containers that received the eyeballs as they were squeezed out of the victims' eye sockets. This instrument was an effective way to extract confessions, as the period of pain could be prolonged for many hours if the torturer chose to. If the torture was stopped midway, the victim often had irreparable damage done to the brain, jaw or eyes.
9. The Knee Splitter: Another tool favoured by the Inquisition because of its versatility, was the knee splitter. It was a vice-like instrument with sharp spikes outfitted on both sides of the grip. As the torturer turned the handle, the claws slowly squeezed against each other mutilating and penetrating the skin and bones of the knee. Although its use rarely resulted in death, the effect was to render the knees completely useless. It was also used on other body parts including elbows, arms and even the lower legs. The number of spikes the knee splitter contained varied from three to more than twenty. Some claws were heated beforehand to maximize pain - others had dozens of small claws that penetrated the flesh slowly and painfully.
10. Inquisitional Chair: The victims of the Inquisition were unfortunate enough to sit on it butt naked. Strapped

tight to it with leather straps, those who sat on this chair felt the pain of hundreds of sharp and rusty spikes piercing their flesh, and that pain is magnified even more when torturers decide to press them down against the spikes. Eventually, torturers heated this iron chair and effectively roasted slowly the poor unfortunate souls sitting on it.

11. Heretic's fork: One end of this device was pushed under the chin, the other into the sternum, with the strap securing this torture tool to the victim's neck. Immobilized and in great pain, the victim will have to mouth off the Latin word "abiuro" (I recant), or they'll end up being hanged or worse, burned at the stake.
12. Iron Maiden: The interior of this device is lined with strategically-placed sharp objects that is intended to torture a person unlucky enough to be put inside it. These spikes impaled the victim in the eyes, the chest and the back, but usually missed vital organs, so as to leave the victim bleeding profusely and in great pain, but still alive for a period of time.
13. Pillory: When it was only required to stamp a culprit with infamy he was put into the pillory, which was generally a kind of scaffold furnished with chains and iron collars, and bearing on its front the arms of the feudal lord. In Paris, this name was given to a round isolated tower built in the centre of the market. The tower was sixty feet high, and had large openings in its thick walls, and a horizontal wheel was provided, which was capable of turning on a pivot. This wheel was pierced with several holes, made so as to hold the hands and head of the culprit, who, on passing and re-passing before the eyes of the crowd, came in full view, and was subjected to their hooting and jeers. The pillories were always situated in the most frequented places, such as markets and crossways.
14. Burned at the Stake: The punishment by fire was always inflicted in cases of heresy, or blasphemy. In France, in the beginning of the fourteenth century, fifty-nine Templars were burned at the same time for the crimes of heresy and witchcraft. And three years later, on the 18th March, 1314, Jacques Molay, and a few other dignitaries of the Order of the Templars, also perished in the flames at the extremity of the island of Notre Dame.

It was the custom for the condemned to take part in a Death procession. The victim in his shirt, barefooted, the rope round his neck, followed by the executioner, and holding in his hand a wax taper, with a weight, which was definitely specified in the sentence which had been passed upon him, but which was generally of two or four pounds, prostrated himself at the door of a church, where in a loud voice he had to confess his sin, and to beg the pardon of God and man.

When a victim had been condemned to be burnt, a stake was erected on the spot specially designed for the execution, and round it a pile was prepared, composed of alternate layers of straw and wood, and rising to about the height of a man. Care was taken to leave a free space round the stake for the victim, and also a passage by which to lead him to it. Having been stripped of his clothes, and dressed in a shirt smeared with sulphur, he had to walk to the centre of the pile through a narrow opening, and was then tightly bound to the stake with ropes and chains. After this, faggots and straw were thrown into the empty space through which he had passed to the stake, until he was entirely covered by them; the pile was then fired on all sides at once.

Sometimes the executioner, in order to shorten the sufferings of the condemned, whilst he prepared the pile, placed a large and pointed iron bar amongst the faggots and opposite the stake breast high, so that, directly the fire was lighted, the bar was quickly pushed against the victim, giving a mortal blow to the unfortunate wretch, who would otherwise have been slowly devoured by the flames. Other merciful method designed to reduce the suffering was to place gunpowder in the wood to ensure a quick death. If a condemned person was really fortunate he would be strangled to death before being chained to the stake.

15. Execution by Quartering: Quartering may in truth be considered the most horrible penalty ever invented. This punishment dates from the remotest ages. In almost all cases, the victim had previously to undergo various accessory tortures: sometimes his right hand was cut off, and the mutilated stump was burnt in a cauldron of sulphur; sometimes his arms, thighs, or breasts were lacerated with red-hot pincers, and hot oil, pitch, or molten lead was poured into the wounds.

After these horrible preliminaries, a rope was attached to each of the limbs of the criminal, one being bound round each leg from the foot to the knee, and round each arm from the wrist to the elbow. These ropes were then fastened to four bars, to each of which a strong horse was harnessed, as if for towing a barge. These horses were first made to give short jerks; and when the agony had elicited heart-rending cries from the unfortunate man, who felt his limbs being dislocated without being broken, the four horses were all suddenly urged on with the whip in different directions, and thus all the limbs were strained at one moment. If the tendons and ligaments still resisted the combined efforts of the four horses, the executioner assisted, and made several cuts with a hatchet on each joint. When at last, for this horrible



torture often lasted several hours - each horse had drawn out a limb, they were collected and placed near the hideous trunk, which often still showed signs of life, and the whole were burned together. Sometimes the sentence was, that the body should be hung to the gibbet, and that the limbs should be displayed on the gates of the town, or sent to four principal towns in the extremities of the kingdom. When this was done, "an inscription was placed on each of the limbs, which stated the reason of its being thus exposed."

16. Execution by Hanging: In every town, and almost in every village, there was a permanent gibbet, which, owing to the custom of leaving the bodies to hang till they crumbled into dust, was very rarely without having some corpses or skeletons attached to it. According to prescribed rule, the gallows were placed in an important part in the political as well as the criminal history of that city.

The criminal condemned to be hanged was generally taken to the place of execution sitting or standing in a wagon, with his back to the horses. When the criminal arrived at the place of execution the noose was placed around his neck from which he was suspended and thereby strangled to death. When the words "shall be hung until death doth ensue" are to be found in a sentence, it must not be supposed that they were used merely as a form, for in certain cases the judge ordered that the sentence should be only carried out as far as would prove to the culprit the awful sensation of hanging. In such cases, the victim was simply suspended by ropes passing under the arm-pits, a kind of exhibition which was not free from danger when it was too prolonged, for the weight of the body so tightened the rope round the chest that the circulation might be stopped. Many culprits, after hanging thus an hour, when brought down, were dead, or only survived this painful process a short time.

## Sanctuary

If a criminal, fugitive or outlaw could reach a church or even just the church grounds, he could claim sanctuary. He had to come unarmed and must have committed no sacrilege. He then had 40 days breathing space from the law and he had to be fed and guarded by the locals. At the end of that time (or earlier) he had to confess his sins to the coroner and then the coroner had to arrange for his 'abjuration' from the realm. That is he had to give up all his possessions and go, on foot, to the nearest port and leave the country never to return. Many simply went to another land, and even returned a few weeks or months later to go on living somewhere else in the country.

## Administering Justice in the Game

**C**hivalry & Sorcery differs from most previous campaign games of its general type in that it assumes the existence of a society bound by laws. This is partly the result of the fact that men always live by laws, even bad ones. (It is also a reflection of the general disgust many players have with the lawless ego-trippers who delight in butchering anyone with a player weaker than they have.) If there are no witnesses, a crime can probably go undiscovered so long as Magick is not employed to find the truth. If there are witnesses, one can rest assured that a crime will be reported. In the countryside, there is a 10% chance that someone will witness the crime or else evidence pointing the finger of suspicion in the right direction. In the towns, villages, castles, etc., there is a 50% chance that there will be witnesses. Such witnesses may not be readily observable. In the case of Thieves, there is provision for being able to perform a criminal act without being observed.

Trials should be conducted on the basis of the guilty being found guilty. Players know the facts of the matter and if an accusation is brought, a majority vote by the players present is sufficient to convict. It should be remembered that nobles have the right to a Trial by Combat, and it is up to the accusing character to provide the Champion to oppose the accused on the field of honour.

If a player has a character capable of determining guilt or innocence (for example, a Baron), and he has the accused in his power, he can try him and pass sentence. If a miscarriage of justice occurs, others must bring the judge to account. Always remember that nobles are able to "free-wheel" within their domains so long as no one else is able to stop them. Only considerations of "honour" limit the actions of the nobility.

Treason is a crime which may be "tested" in the field of battle as well as in a Trial at Arms between individuals. The offended Lord has the right to refuse Trial at Arms and may resort to military action to settle the matter. A Lord may also step forward to settle any disputes between his vassals in his Baronial Court. Vassals summoned to such a court either appear or risk "treason" charges for contempt.

## Punishments

**K**nights can be punished for disobeying their lord's laws or the customs of the land. Usually the punishment is a fine. A more severe penalty is banishment: The knight must depart all of his lord's holdings for the term of the banishment, which is typically a year and a day for the first such offense. The

banished knight is considered an enemy of the lord during this time, even unto being killed without his kin justly claiming revenge. During his absence, the lord controls all the lands and obtains all income and benefits therefrom.

More serious offenses can be punished by outlawry, which is permanent banishment, and is usually accompanied by the knight's family's forfeiture of all lands and titles to the lord.

Finally, degradation is the ultimate punishment, for the knight is stripped of his title and his right to his rank. This ceremony is a public humiliation, and the effect is permanent, so that another lord cannot re-bestow knighthood.

## Noble Prisoners

**K**nights are often captured and held in various states of arrest. Sometimes they are maintained according to their station, sitting at their captor's table and making no attempt to escape since they have given their word of surrender. Often, though, they languish shamefully in dark dungeons, dirty and unfed.

Surprisingly, even enemies of the worst kind do not kill their enemies. Hated murderers languish away in prison rather than being hung or killed. Player-character knights may occasionally spend years in prison this way, for reasons the GameMaster must understand.

The answer lies in the fact that most knights and lords do not have the right of life and death over their prisoners. This is determined by the division of Justice into High and Low, as mentioned above. Most lords have the rights only to Low Justice, which allows them to enforce most laws except those of capital crimes. Any crime that warrants death of the culprit is a matter of High Justice, enforceable only by a king. To execute a criminal would be unusual and illegal, drawing the lord's attention and wrath significantly enough that the knight might lose his station for disobedience to his rightful office.

Remember, most knights are law-abiding in their own realm and sworn to uphold their king's justice. Thus, instead of killing his foe, a knight will simply throw the offender into jail, a thing which is well within the rights of his office.

## Ransom & Blood Price

**R**ansoming captives from battle is the single most lucrative (and dangerous) way to get money. Everyone captured alive in battle is worth money to his captor. Prisoners are, by the rules of war, owned by their captors. By further rules of war, it is gentlemanly to return the captive alive, for a ransom. It is very generous, although foolhardy, to release enemy captives for free.

Landed knights and other lords who have been captured may need to pawn possessions and even lands to raise the money, but will do so if needed. Otherwise, they need to borrow the money from a friend or ally, and then somehow repay whoever lent them the money.

A nobleman may volunteer to ransom his landed vassals if he wants. Opportunities to exhibit his largesse are limitless and such behavior is extraordinary.

Ransoms may also be gained during tournaments, and from combat in general, if appropriate. The primary restriction is that the combat must be serious, not "for love."

The minimum values of ransoms are established by custom and law and are not usually open to bargaining or debate, except in the case of very important or famous people.

The ransoms given here are based on three years' average income, the minimum acceptable amount. Proud knights will naturally pay more for their release, but modest ones will be satisfied to offer the ransoms below to their captors.

Ransom (GP)	rank
80	Sergeant
120	squire
240	knight, bachelor
360	knight, vassal
3000	knight, banneret
1000	baron
2200	earl
3200	duke
4200	king

## Ransoming Vassals

**V**assals have the obligation to ransom their lord. But what about knights with no vassals, particularly poor, errant knights without a lord and household knights?

Poor knights, alas, have no hope. They might be captured while questing, while serving as a mercenary, or perhaps while engaged in a bit of knightly procurement. They can beg for help from their family, but most families of poor knights are too poor to afford ransom. A friend may lend aid, or the poor knight can pledge himself to some task for his captor. But in general his fate is glum - he will rot away in a dungeon.

Household knights can expect to be ransomed by their lord. They are not strangers to their lord but rather his everyday companions. They are the chosen few who reside close to the lord, and who have presumably exhibited valor and loyalty to prove their worth. The feudal bond guarantees that a lord will provide for the safety and well-being of his vassals. A landed vassal has his well-being guaranteed by his property. The household knights get theirs from their lord.

A lord who failed to fulfill this basic obligation of ransom means that the lord automatically loses 10 points of Honour per knight. Furthermore, the captured knight is released from his oath of vassalage (if he survives and returns home).

## Blood Price

**T**he ransom value is equal to the blood price. When a noble is murdered, according to all known customs, his kinsmen pursue the murderer to death. One acceptable alternative exists, though, and that is for the murderer to pay to the kinsmen a "blood price". If this is price is accepted, the feud is over, passions are ended, and peace reigns once more (supposedly...). A character's blood price, by social rank, is equal to the ransom value shown above.

There is no compunction to accept "blood price" if the kin do not wish to. A lord, for instance, may not accept blood price for the death of King Lot, but hunted down and murdered their enemies instead.



## The Warhorse

**M**ore important to the Knight than his whole panoply of war, even his treasured sword, is his Destrier. What is a Knight without his horse? Few indeed are the men whom even the best of barons will set above his favorite Destrier. A Knight's horse is his comrade-in-arms in the hunt, in the Tourney, and in battle. Only by their speed, intelligence, and training do they save the lives of Knights when Squire and vassal avail not. When a Knight's charger fails him, he commends his soul to the saints--for soon he will be in Purgatory.

Many horses can be trained to bear a rider, but few can be depended on to keep their heads and act as they should in the din and chaos of battle. Warhorses exhibit special qualities of temperament, speed, strength, constitution, endurance, intelligence, etc., which suit them to their role. The skill Ride Animal (Horse) enables anyone to control a war mount, but to fight efficiently from the saddle and to employ a Warhorse's full capability requires Ride Warhorse. Fighting mounts vary considerably in size, strength, speed, and endurance. They also vary in the kind of training they receive, depending upon the culture where they were bred and trained. Unlike ordinary riding horses, a well-trained Warhorse does not lose its head in battle while its rider is on its back.

A Warhorse responds to guidance by the rider's knee pressure, leaving its rider free to use his hands to wield weapons and shield. It knows how to place itself in a fight so that its rider can use his weapons to good effect. A good warhorse is a warrior trained to fight in unison with the fighter on his back; it will lash out with its hooves, whirl round and round to prevent foot troops from laying hands on its rider, and jostle and bump against other horses to knock them down or push them away, forcing a path through enemies before it.

Chivalric mounts and the chargers of the highly disciplined cavalry of Imperial regimes are the most thoroughly trained of all fighting mounts. Trained to trample enemies, a Chivalric destrier or an Imperial charger has no qualms about step-ping on prone bodies beneath its hooves and will even attempt to crush fallen foes by bringing down its full weight on them as they lie helpless beneath the plunging hooves. On the other hand, ordinary horses and the warhorses of mounted peoples like the Mongols or the Arabs avoid trampling someone underfoot, and are skittish when objects (such as bodies) litter the ground, because they lack this training. Chivalric and Imperial mounts are often trained to charge in tight formation, stirrup to stirrup, without bumping and impeding one another; this results in massed heavy cavalry charges delivering a tremendous shock to enemy troops when they hit. Such training is unlikely to be found in other cultures.

The Knight is a chevalier, a mounted warrior. From boyhood, a Knight lives in the saddle; his warhorse is his closest companion in the hunt, in the tourney, and in battle. He comes to know the capacities of his charger, and trusts his mount to carry him through all dangers. Only his warhorse can save him when squires and vassals cannot; when his charger fails him, which it never should, he can but commend his soul to the saints.

Medieval tradition abounds with stories of warhorses carrying their riders away from danger or standing watch over them and giving warning of the approach of enemies. One tale recounts how a Knight returned home after seven years, much changed by the many hardships he had endured in the quest; neither his family nor his betrothed recognized him, but his favorite destrier knew him at once. Such stories stress the close bond between a Knight and his warhorse. To a Knight, his destrier was more important than all the rest of his panoply of war. After all, of what use is a Knight without his warhorse (well, that is how most Knights think)? Such a companion is to be treated with the greatest care and respect. A Warhorse is fed lavishly on grain and treated with apples and other tidbits. He is combed and tricked out like a beautiful woman. When ill, he is physicked and administered to with more wisdom and concern than would be vouchsafed to most members of the castle household. Woe to a squire or groom who cares badly for his lord's horse, for he will surely know his lord's wrath.

A Knight's attachment to his mount is understandable: Warhorses were as expensive as fine armor and often cost the average Knight the better part of a year's discretionary income. Horses with the right breeding, temperament, size, and strength are rare, and they also require extensive training to make them fit and reliable mounts in battle. What sets a knight apart and above other men in Medieval society is his riding ability, his skill in mounted combat, and the strength, courage, and training of his war mount.

Such a companion is to be treated with care and respect. He is fed daintily; he is combed and tricked out like a beautiful woman; and when ill, he is physicked and administered to with more wisdom and concern than would be vouchsafed to most members of the castle. Woe to the unhappy Squire who cares not well for his lord's horse!

In a very rare while, a Great Horse chances upon the scene. He is capable of speech like a man, and possesses attributes like those of any other character--but always with above average intelligence, wisdom, dexterity, strength, and constitution. Even an inexperienced Knight mounted on such a horse is the equal of the great warriors of the realm, and an experienced Knight is virtually an unbeatable opponent; for so united are man and horse that the lance always speeds true, the position is always gained for the most advantageous blow, and so powerful and sure of foot is the charger that the Knight need never fear his stumbling or falling in the press of the melee.

When determining the quality of warhorse acquired, the following tables are used. For a cost of 500 SP, an "average" warhorse is obtained, and one die is thrown. If 1500 SP are expended, two dice are thrown, and 1 is added to the total. If 5000 SP are expended, three dice are thrown, and no score below 10 is allowed (roll again):

### AVERAGE WARHORSE:

A rider can depend on this mount. Although not an exceptional animal, an Average Warhorse is still a very satisfactory mount in most respects, and may be taught up to seven "tricks". Most warhorses ridden by mounted troops below noble rank fall into this category.

- |     |  |
|-----|--|
| 1-2 | The horse is a "nag," a passable riding horse perhaps, but hopeless in a good fight. He is untrainable to combat, shies away from bodies on the ground, and stumbles +5% more often when "bumped" by other horses or when passing over "littered" ground. He seems to get out of position whenever his rider is about to strike a blow, so -5% hit probability. Last, and worst of all, he will likely run off 75% of the time when his rider is unhorsed. |
| 3-5 | The horse is a good, honest warhorse, trainable to combat and reliable in a fight.   |
| 6   | The horse appears to have "promise." Check on the "Superior Warhorse" Table.   |

### SUPERIOR WARHORSE

Fast, strong, well-trained, and dependable in a fight, this is a mount any rider should be proud and thankful to have carrying him into battle. A Superior Warhorse may be taught up to eight "tricks".

- |     |   |
|-----|---|
| 2-5 | The horse is a good, honest warhorse, trainable to combat and reliable in a fight. However, despite his promising appearance, he is only "average." |
|-----|---|

- 6-10 A fine warhorse, quick on his feet, and dependable in a fight. In the melee he has 10' extra speed, stumbles or falls -5% as often, and is capable of 10 more miles a day across country than is the average horse.
- 11 A very fine warhorse, quick on his feet, and most dependable in a fight. He will come when called and stand for his master to remount. In the melee, he has 20' extra speed, stumbles or falls -5% as often, and places his rider so that he may strike a blow accurately +5% of the time. Across country, he is capable of 20 miles more than the average horse.
- 12 A real find: This horse has the makings of a "Great Horse:" Roll 3 dice.

GREAT WARHORSE

This is a tremendous mount and should be prized as the magnificent creature it is. Possessing truly exceptional speed, endurance, strength, and intelligence for his type, such a horse will be utterly dependable in all but the most adverse of circumstances. A Great Warhorse will know at least ten "tricks," and will be most unlikely to allow anyone except for his chosen master to ride him (and heaven help the horse thief foolish enough to tangle with a creature as brave and ferocious as a Great Warhorse!).

- 10-13 A superb warhorse, very fast, surefooted, and valiant in battle. In the melee he will come when called and stand for his master to remount. He has 30' extra speed, stumbles or falls -5% as often, and is capable of 40 miles more per day than the average horse.
- 14-17 A "noble" warhorse, fleet, surefooted, and very strong. In the melee, he will come when called and stand for his master to remount, has 40' extra speed, and turns like a horse of the next lower class (if Light, he gains an extra level of turn). He never stumbles in littered, broken, or wet ground; and he falls -10% of the time when "bumped" by other horses. He can carry 50 Dragons of extra weight per level (Light, Medium, Heavy) without fatiguing. He may also travel an additional 50 miles more per day than the average horse.
- 18 A "Great Horse" who is fleet, surefooted, strong, and intelligent. In the melee, he has Light Horse speed plus 50' extra speed, turns like a Light Horse +1 level of turn, and never stumbles in littered, broken, or wet ground. He also has a -15% chance of a bad fall caused by other horses "bumping" him. He is capable of traveling 100 miles extra per day across country without any excessive fatigue, and he may bear an additional 100 Dragons of weight/level. Also check his INT. If he has an INT of 8-12, he "talks" and can learn one language per INT point from base 8. Languages are learned at 1 per level risen by the owner. If the horse has an INT of 13+, he can learn one language per INT point above base 8. He also knows 1 "Natural Magick" spell of Level I for each INT point from base 13, with a 90% chance of casting correctly with no backfire. He may cast 1 spell per day for each INT point from base 12. In all cases, he can find his way home or to a place he has been within the month. He is a loyal horse and cannot be bought or sold with only his permission (he will be treacherous if taken forcibly). Permission is given only if he "likes" the buyer (25% chance + 5% for each Lawful point closer to 3 from Law; -5% for each Chaos point). Theft brings escape at the first opportunity.

Class of Horse	Capacity	Weight	Effect	Encumbrance		Cross Country	Average	Maximum
				Per 25 Dr.	Range			
Riding Palfrey	325 Dr.	-10'/-5mph/-5 miles	50 miles	12 mph	25 mph			
Light Warhorse	375 Dr.	-10'/-4mph/-5 miles	75 miles	15 mph	27 mph			
Medium Warhorse	600 Dr.	-10'/-4mph/-5 miles	75 miles	12 mph	24 mph			
Heavy Warhorse	750 Dr.	-10'/-3mph/-5 miles	75 miles	10 mph	22 mph			

Class of Horse	Body	Fatigue	armor	%Hit/%Dodge	Attack
Riding Palfrey	10+1-10	1		+5%/-10%	2x WDF MLK 8 Large Hooves
Light Warhorse	15+1-10	3+1-10	1	+15%/-25%	2x WDF MLK 8 Large Hooves
Medium Warhorse	20+1-10	5+1-10	1	+20%/-20%	3x WDF MLK 8 Large Hooves
Heavy Warhorse	25+1-10	8+1-10	1	+25%/-20%	4x WDF MLK 8 Large Hooves
Great Horse	B*+1-10	F*+1-10	1	+35%/-30%	4x WDF MLK 8 Large Hooves

Class of Horse	Horse	Gear	Padded	Barding	Chain	Barding	Plate	Barding
	weight	weight	weight	Armor	weight	Armor	weight	Armor
Riding Palfrey	1200	30 Dr.	-	-	-	-	-	-
Light Warhorse	1300	30 Dr.	50 Dr.	4	-	-	-	-
Medium Warhorse	1500	40 Dr.	60 Dr.	4	130 Dr.	7	-	-
Heavy Warhorse	2000	50 Dr.	70 Dr.	4	160 Dr.	7	320 Dr.	8

Horses lose 1 fatigue point for every mile they are pushed beyond their range. If ridden at maximum speed cross country for more than three times the distance they may normally cover in an hour (average speed), horses lose 10% - 60% of their fatigue points. Great Horses may be ridden five times the distance they may cover in an hour at average speed. All horses lose 1 fatigue point per average hourly distance travelled for each 25 Dr. of excess weight carried.

In close combat, horses lose 1 fatigue point per turn after the

fourth turn of combat. An additional fatigue point is lost for each 25 Dr. of excess weight carried.

Great Warhorses have a body and fatigue level equal to the class of horse to which they belong plus a bonus. They increase their cross country speed by +1 mph (both average and maximum speeds) per 10 miles extra they can travel in a day.

Horses pushed beyond their fatigue levels begin to take body damage at the same rate as fatigue is assessed.

Horses recover their full fatigue level at a rate of 2 points per hour of rest or walking without a rider, and 8 hours of rest and sleep completely restores fatigue levels.

Body damage heals at 2 points per day. Great Horses double rates of recovering ratio and body levels. When engaged in close combat, horses will kick enemies around them. Warhorses are trained in dressage if Heavy or Great Warhorses and trample their enemies underfoot with 3 X WDF of damage. All others will shy away from fallen bodies 50% of the time and trample at 2 x WDF otherwise. The weapon for trampling is, of course, large hooves.

**Knights**

**K**nights, like soldiers, are given military discipline and trained in the arts of hand to hand combat and swordsmanship. Unlike the average soldier, knights are usually of royal or noble birth and begin their lessons in combat in early childhood. In addition to the arts of combat, knights of noble birth are also taught horsemanship (they are excellent horsemen), military strategy and the use of a variety of weapons, as well as scholastic or noble pursuits such as dancing, singing, math, lore and science. About 60% are literate in at least one language and speak at least three.

Most knights are landowners or governors over an area of land (farms or villages), so they had a say, and a vested interest, in the affairs of the kingdom. Knights who are land barons (or the members of a land baron's family) are often charged with defending the land they held, keeping peace and order, maintaining production of farmlands or manufacturing, and collecting taxes. They also frequently served as judges, administering justice, punishment and settling disputes, as well as being the regional representative of the people under his jurisdiction.

All knights of noble birth are raised with a strong sense of duty and political protocol. However, those who are too outspoken or dare to challenge authority, or defy convention (particularly when the ruler is a despot, tyrant or puppet; or the character hungers for power; or is himself a brigand), may be considered a "rogue" or "black knight." Such characters are blacklisted from noble society, avoided, publicly chastised, or, in the most extreme cases, his lands are seized, the knight is driven from the kingdom, and declared an outlaw!

The legendary knights-errant travel and fight in distant lands, often engaged in a political, religious, or personal quest or military campaigns. Some become self-proclaimed witch or monster hunters, others set out to build a new empire, or amass a fortune, and some are wandering champions of light. Still others suffer from wanderlust. They enjoy the life of an adventurer, exploring new lands, learning about different people, discovering new things, and fighting evil wherever it is encountered.

Approximately 70% of all knights are of noble or royal heritage. As the sons of aristocracy, these lords have the benefits of wealth, higher learning and social/political clout. This "birthright" makes them the heirs apparent of the land holdings and royalty, and automatically eligible for knighthood at an early age (often as an indication of rank within society at the age of 16). However, 30% are ordinary folk, often born of peasant stock. They have been "knighthood" as a direct result of acts of patriotism, heroism, courage, valor, and honour in defending king or country.

All knights bear the heraldic colors of his own family and the king, or kingdom.

**The Making of a Knight**

**T**he higher the rank of the baron, the greater his desire to have many nobly born lads placed in his castle to be "nourished," to serve as his squires and to be trained for Knighthood. It is a friendly courtesy to send word to an old friend, saying to him, "You have a fine son. Send him to my castle, where he will be nourished. When he is of ripe age and trained to arms, I will give him furs and a charger and dub him Knight." Of course, it was a high honour for a young man to enjoy such good fortune. Knights and Petit Nobles often had to send their sons and younger brothers to the manors of relatively poor nobles like themselves who could keep only a few Squires, and who were able to bestow only modest, if honourable, gifts on the youths in their charge when they were Knighted.

Once enrolled as a Squire, a young man usually learned quickly that his lord was a second father to him--rebuking and correcting him with exceeding bluntness. However, he would also assume an equal and unshirking responsibility for all of a Squire's training and upbringing. Thus, whatever else chanced between them, an ex-squire could fight against his former lord and mentor without sheet impiety and ingratitude. It is told of the hero Roland that once Charlemagne struck him in the face to rebuke and chastise him. The hero prepared to strike back, and a tense moment ensued. Then he remembered how Charlemagne had "nourished" him as a young man, and Roland could not strike: He choked back his great anger and accepted an insult which, to him, no other man might give without

instant and most deadly retaliation.

In his treatise *Vincit Qui Se Vincit*, Anacronus the Sage has written of the making of a Knight:

*"No father or older brother can enforce a discipline sufficient to form a growing lad into a proper Knight. The ties of blood often cause the elder to withhold blows and rebukes when they should be delivered with immediate and unwavering severity. It is fit and proper that a young lord should learn to obey before he governs; for otherwise how can he know what is in the hearts and minds of those he commands in later years, and is it truly possible that he could otherwise appreciate the high nobility of his rank when he becomes Knight?"*

Thus sayeth the Sage, and every Squire receives his full share of harsh and unrelenting discipline, not merely from his lord, but also from the older and more experienced Squires who take especial pains to tyrannize over him until they are knighted and leave the Squire's quarters. It is only in this way that a Squire learns the fortitude, self-discipline, and self-confidence required of his high station. If he can bear the worst that his superiors demand of him in his long period of training, he can withstand all adversity.

The Squire begins his apprenticeship as a Page, often as early as the age of seven or eight. At the hands of the gentle women of the castle, he will learn courtly manners, music, poetry, polite speech, perhaps some reading and writing from the castle Chaplain, and all the other skills expected of a person of "gentle" blood.

When he is fourteen or fifteen, he is enrolled as a Squire-in-Training. He is allowed to carry his lord's sword, lance, and shield, and he learns how the experienced Knights use them. Next, he is given weapons and mail of his own. He quickly learns the weight of the hauberk and his body fills out and becomes hard with slabs of muscle as he grows accustomed to the burden. He begins the tedious training of the tilt yard and discovers that a large portion of his happiness in life would consist of being able to hold his lance steady when he is astride a charging destrier, to strike the point home on a hostile shield and, at the same time, to remember to keep his knees firmly gripping the sides of his mount and his own shield covering his breast and head against a mortal blow. The quintain makes his lessons stay forever in his memory, for every time he fails to strike the mark fairly, the heavily padded arm of the mannikin swings around furiously to strike him from the saddle of his galloping horse: Crouch, charge, strike, recover. Crouch, charge, strike, recover. He must put it to practice a thousand times, be smashed from horse to pick himself up from the ground and try again. Then, confident that he has become a master, he tilts against older Squires, only to be smitten from the saddle with a force that makes the quintain seem but a mere child's plaything: Crouch, charge, strike, recover...until his body is bruised from head to foot. And also there is the learning of arms, all the weapons a Knight must use in battle--sword and mace and axe--more long hours of practice day after indeterminable day. Practice, practice until the arm cannot be lifted from the side. Practice until the sword falls from numbed fingers. No, there is no resting: There is no time to rest in the fury of the melee. Practice, practice, practice.

Even as he is learning the arms of war, the Squire also attends to the needs of his lord. Rising at grey dawn, he goes sleepily to the stables to curry and grain his lord's charger. Back to the donjon to assist his lord to dress, and to wait on his lord and lady at table. When noble guests arrive, he sees to their proper reception, prepares their chambers, and attends to their comfort. He also learns all of the details of his master's affairs: for his lord now treats him as a kind of younger self, an extension of his own personality and will. The Squire learns secrets, acts as confidential messenger on matters of great delicacy, carries his lord's privy purse during journeys, and keeps the keys to the coffers when at home. He is also continuing his education in all forms of "courtesy." He is entrusted with the escort of his lady and her young daughters. He entertains them and their lady friends with games, jests, and songs. From them he learns the important conventions of "Courtly Love," and the necessity of all good and gentle Knights of honour women and to champion them in tourney and battle.

To prove his manhood, he kills a great beast, usually a boar or a bear. As he becomes proficient in the use of arms and horse, and has grown "mannerly" enough to be seen in public, his lord takes him on expeditions and to tournaments as a Squire-at-Arms. His task is to stand ready and watchful, for he must rush head-long into the whirling press to rescue his lord if he is unhorsed and falls under the hooves of the meeleing chargers. He sometimes has to fight, too, to prevent his lord from being captured and held to ransom. He fights other young Squires in the contests held for them in the tournaments. In war, he is quickly "blooded" as a warrior, perhaps killing his first man and receiving his first wounds. Out of the fighting, his body aching with bruises and fatigue, he will see to his lord's arms and armor and horse, cook his lord's meals, and see to the Knight's general welfare.

By the time his apprenticeship is ended a Squire is versed in all of the many stern problems of feudal life. He is confident, too, for he has mastered all of the many responsibilities thrust upon him and has learned to give commands with authority and decisiveness. Ideally, he has become an admirable damoiseau or "little lord."

The time for his Knighthood has arrived....

Free giving is the mark of the true nobleman, and the minstrels praise largesse almost as much as bravery in battle. For he is no Knight who is not too courteous. Therefore, a Knight can expect silver to flow through his fingers like water all of his life. Nobles are notorious for their improvidence, yet the one redeeming fact of Chivalric life is that, though the noble is continually giving to others, he is also receiving from others just as constantly. If he honours his vassals with rich gifts, he receives


in turn the high prestige of having such vassals in his service. Nor does he merely give of his material substance without receiving material benefit.

There is an incessant exchanging of gifts between allies and comrades--horses and hawks, furs, armor, weapons, even money. All of this comes from the labor of the peasants, of course, but even the villains will raise loud complaint if their lord does not make them scramble for their own coppers when he passes by. And at all times, largesse is never more fulfilling to a lord than in the moment when a chance comes to do high honour to those who have served him well and faithfully, bringing honour to him. The Knighting of a Squire is one of those moments.

When his Squire comes to him, saying the ancient and honoured formula, "Fair Sire, I demand of you Knighthood," a lord's heart swells. He has come to regard his young charge as almost a son. Now he feels true pride in his Squire, for it is not all men of noble rank who may become Knights. Knighthood implies having a minimum of landed property and the resources to live in aristocratic idleness. Many poor nobles, and especially the younger sons of poor nobles, remain spurless bachelors all of their life, joining the church or fretting upon starving lands or taking service as a mercenary with some lord in the hope that a stroke of rare fortune may permit them, in honour, to demand Knighthood of him. Yet, poor though they may be and resentful or envious of their rich cousins, they thank the saints that they are above touching the plough or doing other vulgar work. On the other hand, there are many rich lords who devote themselves to wasteful idleness, giving the lie to their rank as true Knights. Thus, when a lord has Knighthood demanded of him by a worthy Squire, he feels a burst of affection and generosity that can only mean a lavish ceremony.

In the Old Days, it was a simple affair to make a man Knight. Older warriors strapped a sword to his waist and gave him a buffet on the shoulder. But those simple times have passed, and men place greater store on elevation to the high rank of Knight.

On the day before the event, the candidate fasts. In the evening he takes a ritual bath to symbolize that all of his former sins were now washed away. Then he goes to the chapel and his armor is placed before him, at the altar. In his hand he holds his beloved sword, which he regards as almost a holy object and he holds it before him to make the sign of the cross. Throughout the long night he stands or kneels, keeping his "vigil at arms" without food or sleep to test his self-discipline and to give him time to contemplate the meaning of Chivalry as he prays to his patron saint. When dawn comes, the weary candidate arises, confesses his sins to a priest, and receives the Sacrament at Mass.



After his vigil in the chapel, the candidate eats a huge breakfast. He is then attended by the Squires, who arm him in his hauberk and trappings as true Knight. Then he is conducted into the Great Hall, and as he enters the brazen war trumpets announce the start of this most solemn ceremony. The Hall is alive with pageantry and colour, for the womenfolk have donned their finest gowns and the Knights wear hauberks shined to brightness and surcoats of blazing hues. He advances to where his lord stands on the dais at the head of the hall, and there he is met by his "first sponsor," perhaps a relative or a doughty Knight of the household. Deliberately, he kisses the candidate; then, kneeling he affixes the two golden spurs to the candidate's mailed feet. Then his "second" and "third" sponsors step forward. They pull a dazzling white surcoat over the candidate's head and adjust its cape. His helm is placed in the crook of his left arm. Then they step back as his "fourth sponsor" steps forward to strap his sword at his side. He speaks a few words of admonition, telling the young man that he must use it worthily; to which the candidate responds by lifting up the weapon and piously kissing the relics set in the hilt.



The four sponsors step back. The lord raises his clenched fist. "Bow thy head:" he orders sternly. "I will give you the blow!" The lord gives him a mighty blow that sends him reeling. But the instant he recovers, the lord seizes him in a comradely embrace. "Now kneel thee." The candidate kneels at his lord's feet, and his lord taps him three times on the shoulder with his own sword. "in the name of God, the Saints of Battle, and (the Saint of this place) I dub thee Knight! Be brave, Sir Knight, and valiant. Recall that you are of a lineage famous for its courage and honour. Do nothing base. Honour all Knights. Give to the Poor. Defend women. Love God. Go!"

The happy Chevalier replies, "I thank you, dear Lord, and may God hear you. I pray I may always serve and love Him."

The crowd standing around gives a shout each time the blow of honour is struck. Then the lord waves to his marshal-at-arms. "Bring in the mount!"

Immediately the new squire to the new Knight appears, leading a charger of war, faultlessly groomed and in beautiful harness, the gift of the lord to his loyal charge. The Knight steps forward. This is an anxious moment, for he must leap into the saddle in heavy hauberk and helmet and without touching foot to stirrup. From the time he is in his cradle, the mother of a young noble will discuss with his father, "Will he make the leap when he is Knighted?" It is one of the great tests of a martial education, and it must be taken with the utmost publicity. Truth to be told, the candidate has been practicing the maneuver for more than a month. It is done! He holds his charger motionless while his Squire brings him his shield painted with his own arms and his lance with its long pennon. He now rides his steed through all manner of gallops and caracoles. Out the doors of the Great Hall he rides, followed by all the assemblage to the tilt yard. He charges the quintain, that hated foe of all Squires, and shatters its shield with a superbly placed blow. Again, this is an inescapable test, and the young Knight passes it.

The ceremony is completed. Noble appetites have been nobly whetted, and the company retires to the Great Hall, where the cooks have prepared great joints of meat, roast poultry, pasties, and other delicacies. There is a long bout of gorging and drinking, to the accompaniment of minstrels and the cavorting and juggling of skilled jongleurs.

In *Chivalry & Sorcery* a Squire requires four levels of training before he may qualify for Knighthood. However, if he is an experienced Sergeant, with seven levels of experience, he may qualify immediately. Yeomen and others who have not trained in the use of the lance, heavy armor, and horse, must do six levels of training if inexperienced, and four if experienced. Knighthood is not easily won. Only those born to it may attain it relatively quickly. A deed of great valour must be performed to qualify as a candidate for Knighthood.

Knights have the following abilities:

Experience Level	Favored Weapons	Hurled	Mounted Combat	Ambi dextrous	Precise Blow	Sense Danger
1 Squire	5	20%	35%	60%	-30%	-
2 Squire	5	22%	37%	62%	-28%	-
3 Squire	5	25%	40%	66%	-25%	-
4 Squire	5	28%	42%	68%	-25%	-
5 Knight	5	30%	45%	70%	-25%	-
6 Knight	6	35%	47%	72%	-20%	1
7 Knight	6	40%	50%	74%	-20%	1 4%
8 Chevalier	6	45%	52%	76%	-20%	1 6%
9 Chevalier	6	50%	55%	78%	-15%	2 8%
10 Chevalier	6	55%	57%	80%	-15%	2 10%
11 Champion	7	60%	60%	82%	-10%	2 12%
12 Champion	7	65%	62%	84%	-10%	3 14%
13 Champion	7	70%	65%	86%	-8%	3 16%
14 Lord	7	75%	67%	88%	-8%	4 18%
15 Lord	7	80%	70%	90%	-5%	4 20%
16 Lord	8	85%	72%	92%	-5%	5 22%

17 Warlord	8	90%	75%	94%	-	5 24%
18 Warlord	8	95%	80%	96%	-	6 26%
19 Warlord	8	98%	82%	98%	-	6 28%
20 Overlord	9	100%	85%	100%	-	7 30%

To qualify for knighthood a character must have at least DEX/12, STR/16, CON/12, BAV/8, INT/10 and FER/12.

**FAVORED WEAPONS:** Rarely will a man become proficient with all of the weapons available. Warriors have a number of weapons for regular practice and use as Favored Weapons. Such weapons can be used with the full Hit and Parry Bonuses for PCF. Weapons not included as Favored Weapons are rated at 1/2 the Hit and Parry bonuses, and have -1 WDF for damage done. Although a knight can use a bow for hunting, Bows or Crossbows are considered 'coward weapons' in combat. Thus knights never use bows when fighting except for knights errant who have loosed their status and are ruling a band of Brigands.

**HURLED WEAPONS:** In addition to the use of the particular weapon in close combat, the PC must learn to hurl it as well. Hurlled weapons are daggers, hunting spears, hatchet/woodaxe/waraxe/broadaxe (all of which are treated as one axe for hurling purposes), and the javelin, which is actually a heavier version of the hunting spear modified for military use and which can be included in hurling hunting spears or vice versa.

**WRESTLING & FISTICUFFS:** Any warrior is able to use his fists, feet, and grappling hands.

**FIGHTING AMBIDEXTRIOUSLY:** This ability confers the ability to fight with a weapon in each hand. The warrior must have DEX/16+ and STR/16+, however, if using a LH or H class weapon in the left hand; otherwise, he is restricted to using L weapons. The number of blows available with the second weapon is halved, rounded up to the next whole number. The number in the column is deducted from the Hit and P&D probabilities. The PCF Hit and Parry Bonuses can be shifted immediately to the other hand/arm.

**MOUNTED COMBAT:** The Skill confers the ability to control a mount in combat. Control will be checked every time these types are involved in close combat on horseback when an emergency arises. It enables to employ full Hit and Parry Bonuses when fighting from Horseback with Favored Weapons, +5% Hit and -5% Parry when fighting foot troops. Untrained Riders have 1/2 their Bonuses at all times - being occupied with staying on the horse.

**PRECISE BLOW:** This ability allow the warrior to aim at a specific location. When a critical hit is scored, it indicates the number of pips to add or to subtract on the critical hit location table, according to the attacker wish.

**SENSE DANGER:** Experienced warriors have developed a sixth sense and may be forewarned of any immanent danger. They may sense something wrong ahead, or they will notice a possible ambush. Such premonitions do not reveal the nature of the peril, only a rising of the hackles at the back of one's neck and a general sense of danger.

## The Chivalric Code

As the new class of warriors rose to prominence, the Church authorities put forward a moral code to regulate the brutal business of war. This code included regulations how the fighting class should treat the working and the praying classes (the peasants and the clergy): "Protect the weak, defenseless, helpless, and fight for the general welfare of all". More importantly, this moral code set forth the ideals by which the warriors should live: honor, loyalty as a vassal, generosity as a lord, prowess on the battle field, and courteous behavior in society. Thus the chivalric code was born, and it is what set the knights apart from both other fighters and other nobles.

Honor was the highest of these ideals, and dishonorable behavior could lead to loss of prestige, power and land; even to ex-communication. The moral code thus became also a means of keeping the knighted warriors in check.

Fame was another ideal, one which knights were ambitiously pursuing through war, travel and participation in tournaments. In order to gain fame, a knight needed to see and be seen.

The chivalric code also called for polite and cheerful behavior, elegant dress, moderation, well mannered speech, and a respectful attitude towards ladies.

Often, 'though, the chivalric code was only the theory. In reality, many knights were ambitious, power hungry and unscrupulous. The Middle Ages were a violent time: violence was the main way to settle disputes, enlarge territories and gain fortune and power. The chivalric code was put in place to cap the fighting class' readiness for violence, but often enough it failed to do so.

## Knights In The Medieval Tradition

Knights have a fine opportunity to carve out a piece of territory for themselves. There are considerable tracts of uninhabited and unclaimed territory on the borders of established baronies, and plenty of wilderlands well away from anyone.

It should not be hard finding a group of commoners in need of protection. It is in the very nature of the times that there are plenty of villages lacking a noble protector and probably even more eager to find one. A knight was more of an heroic barbarian warrior than anything else, and he was not overly constrained by

considerations of chivalric courtesy and gallantry. Several broad approaches offer themselves quite readily:

**The Landless Knight Errant:** The character has nothing save his arms, armour, horse and prowess at arms going for him. He is a knight, but without land he is of no-account in the eyes of feudal landholders. Such a character can engage in almost any activity he wishes, but in the end, he will be seeking to win land.

**Brigandage:** A knight-errant can go into the robbery and violence business. Solitary travellers, merchant caravans, unprotected villages, even small manors are all prey for him and his companions. He can be as villainous as he likes. However, remember that there are heroic knights of virtue who will hunt such brigands down and give them a taste of justice.

**Mercenary Service:** A knight errant can enlist as a mercenary - as a caravan guard or a hired lance in the army of a baron embarking on a war with a neighbour. There is plenty of trouble in the land, and fighting men are always in demand. Just wandering about the countryside looking for work throws a character into "interesting situations that offer opportunities for advancement. Maybe it is just a chance at some loot, but sometimes it is a moment in which he can distinguish himself and receive a grant of land from a grateful lord

**Professional Tournament Knight:** A knight errant can always try his hand at the tournament circuit, riding from tourney to tourney to break lances with landed knights of substance. Mind you, he had better be good at his work or he can end up without horse and armour. On the other hand, with skill and luck, he can win a handsome stake to back his efforts to win a fief of his own. A variation on this theme is to defend a bridge - to take up a blocking position at one end and refusing to let any knight pass without a pas des armes in an impromptu tournament, "winner take all", of course.

On a historical note, as a young knight, William Marshal teamed up with the son of a French count. In one season, the two knights unhorsed several hundred opponents. That amounts to a lot of ransomed armour and horseflesh!

**Chivalric Knight Errant:** From an historical perspective, the Chivalric Knight Errant would be a man before his time, but a landless knight of the Early Feudal Period could have been such a person Possessing an unusual courtesy and modest manner, he would ride out to right wrongs and bring justice to the land - thereby winning for himself great renown. His prey would be brigands, robber barons, evil sorcerers and assorted supernatural and monstrous things that go bump in the night! He might also evidence considerable gallantry in his treatment of women. Rescuing ladies in distress might also single him out as a very unusual and special kind of knight.

**The Landed Knight:** Inheriting land or receiving a grant of land is the ambition of all knights, but it is especially true in the Early Feudal Period. A Knight Errant might well acquire land by seizing it by force of arms or winning it as a reward for exemplary service. A "brigand", for instance, could kill a local knight and move into the manor house. If he could hold the place, he might well legitimise his claim. Alternatively, a knight might be told to carve out a new fief on the border and hold it for his lord. It might be an abandoned manor pillaged by raiders. It could be a wilderness that needs taming, right down to clearing the land and building a fortified manor house and village for the peasants.

**Robber Barons:** Not only landless brigand knights, but even those with lands (including powerful lords) are not above villainy. Holding up rich merchants and caravans for ransom, and calling it a "road tax" provides a source of added income and luxury. Taking prisoner any unknown knights passing through one's lands brings handsome returns in the form of ransom. So long as one is not overly heavy handed with one's peasants and does not outrage a powerful neighbour, a robber baron can get away with quite a bit and enjoy many interesting diversions.

**A Great Lord:** The opposite to the robber baron is the goodly lord who protects his people and puts things right in his demesne. He also makes war on unruly and troublesome neighbours. Indeed, robber barons and outlaw knights are his special prey. Not being overly constrained by chivalric notions, he is quite free to swing them from the nearest tree when they do fall into his hands, and he is, of course, very prepared to take over their lands and rule them "properly"!

Indeed, a character might well start out as a Knight Errant wandering about on the tournament circuit. Losing his armour, he turns to brigandage for a time to recoup his losses, then finds a war to enlist in as a mercenary. During that war, he leads a successful attack on a manor which his employer promised to grant him if he takes it. However, his lord, a robber baron of the worst kind, reneges on his promise, so our hero becomes a chivalric Knight Errant who wages personal war against the baron, righting wrongs done by him and his minions, rescuing their victims, avenging their outrages, winning the hearts of his oppressed people etc. In time, he acquires a large enough following to lead a rebellion against the baron, overthrows him, and seizes the entire barony to become a goodly lord beloved by his people.

## Courtly Love



Although wealth and power are strong motivations, Romance is one of the key motives for action in a noble society. More often than not, major events take place in the pursuit or maintenance of the honour or favour of a Lady. In a noble society, there is no better way for an aspiring Knight to gain recognition than to obtain a noble woman's favour and to accomplish outstanding deeds on her behalf. Of course, there is no written law that states a Knight must champion a Lady. However, a widely

accepted convention exists, and a Knight who deliberately avoids opportunities to champion a Lady, unless he has good cause, is openly--and, one might add, thoughtlessly--inviting speculation as to his manliness. Not all Knights are expected to obtain a Lady's favour, though, as members of Religious Fighting Orders usually take a vow to the Church or to champion the poor and oppressed. Also, since it is accepted that only warriors who are Knights-Bachelor could champion a Lady, it is not unheard of for a Knight to champion the wife of his liege lord. In fact, this is considered advantageous to both the Knight and his lord, as it brings more recognition to both.

There are several ways a Knight can obtain a Lady's favour. The most common of these are to gain a Lady's favour by her consent or to win a Lady's favour by force of arms.

TO WIN A LADY'S FAVOUR BY FORCE OF ARMS, there are several assumptions that must first be made. It is assumed that all nobly born Ladies are gentle, kind, and good. Being gentle, kind, and good, a Lady would never be in the company of anyone except nobles of the most unimpeachable character. Therefore, it is right to assume that a Lady in the company of a Knight of known dubious character is there against her will and is in need of immediate rescue.

It is the duty of every righteous Knight to challenge the lowly knave who has kidnapped a noble Lady or who is forcing his company and attentions on her. This is done by an immediate challenge. The combat is fought according to all of the rules of Chivalry, with the loser--if he is still alive--becoming the prisoner of the victor. The righteous Knight, if victorious, is the Lady's champion and has won her favour by force of arms. It is then the duty of the Knight to return his Lady to her parents, guardian, or husband. If the Knight already has a Lady's favour, he must release the second Lady's favour because it is impossible, with honour, for a Knight to champion more than one Lady.

Note that a Knight's character must be known to be dishonourable, as it is a dishonourable deed to challenge a righteous Knight for a Lady's favour.

OBTAINING A LADY'S FAVOUR BY HER CONSENT is done with the help of the Courtly Romance Factors:

The Lady's Courtly Romance Factor (LCRF) is obtained by finding the sum of the following character traits:

Charisma + Comeliness + Intelligence + Social Standing = LRCF

The Knight's Courtly Romance Factor (KCRF) is obtained by finding the sum of the following factors:

Charisma + Comeliness + Experience Level + Social Standing + KCR

Also, when obtaining a Lady's favour by courtly manner and gentility, certain rules must be followed:

- At least 3 other players or a Game Master must be present when a player knight attempts to obtain a Lady's favour by her consent or win it by force of arms.
- A player Knight must state publicly that he intends to obtain a Lady's favour before the KCRF or the LRCF for either character are calculated.
- No player may obtain the favour of his own female character--but he may win it by force of arms if he is attempting to rescue her from her foul captors.
- A player Knight must attempt to obtain the favour of any available player Lady characters before attempting to obtain the favour of non-player Lady characters.
- The Knight then compares his KCRF with the Lady's LRCF:
  - If the KCRF is greater than the LRCF, the Knight has a 75% basic chance of obtaining the Lady's favour.
  - If the KCRF is equal to the LRCF, the Knight has a 50% basic chance.
  - If the KCRF is less than the LRCF, the Knight has a 25% basic chance.
- If the Knight is of a different alignment or party, there is a -25% chance for each degree of difference.
- If the Knight has previously failed to obtain the favour of any Lady, there is a -25% chance of acceptance.
- Conversely, there is a +25% chance of acceptance for every previous success a Knight has had in either obtaining or winning a Lady's favour.
- The Knight calculates his percentage chance of success, and the determination is made by another player. If the percentage result is under the Knight's maximum acceptance, percentage, the Lady grants her favour to the Knight, usually in the form of some token he may wear prominently. The Knight then becomes her champion and receives the benefits of being a true Champion.



If the percentage number is over the Knight's maximum acceptance percentage, but by not more than 15%, the Lady has given a Coy Refusal.

If the percentage number is over the Knight's maximum acceptance percentage by more than 15%, the Lady has given the Knight a definite refusal.

When a Lady gives a Knight a Coy Refusal, she is really telling him that she is not sure whether or not he is a true and valiant Knight worthy of her favour. She is not, however, definitely refusing him; and if the Knight proves himself noble, righteous, and brave, she would gladly extend to him her favour. Therefore, it is incumbent upon the Knight to prove himself to his Lady's satisfaction:

1. Upon receiving a Coy Refusal, a Knight must immediately declare a self-imposed quest, which he will accomplish to prove himself. The self-imposed quest should not be too difficult or time-consuming, but on the other hand, it should be something worthy of both the Knight and the Lady he is trying to impress.
2. If the Knight completes his self-imposed quest, he has proved himself most worthily, and the Lady automatically accepts him as her champion.
3. If the Knight fails in his self-imposed quest, he has been shown unworthy of the Lady's favour and receives her Definite Refusal.

When a Lady definitely refuses a Knight's suit for her favour, she not only is voicing her strongest disapproval of his advances, but she is also questioning his worthiness to champion any Lady. This casts a shadow on the Knight's honour, and all but the darkest of knaves will seek to remove the shadow of doubt from his very manliness:

1. Upon receiving a definite refusal, a Knight will immediately go to his Lord or to the King to receive a task. This task should be difficult, as it is the Knight's very honour that is being questioned, but it should not be an impossible or suicidal deed that he is required to do.
2. If the Knight is successful, his name is cleared and he may resume his more normal pursuits. However, no Honour Points are won by the success.
3. If a Knight fails at his task, he is dishonoured and is banished from the Royal Court and barred from holding Royal Office for 2-12 years, as the King decides. Further, there is a 20% chance he has also earned the full personal displeasure of both the King and the Queen.
4. A Knight receives only one-half an Honour Point for every Honour Point he earns while banished from the Royal Court.

The benefits of championing a Lady are many, though not all are readily apparent. It is the Knight's right to represent his Lady at all tournaments he attends, and he thereby wins Honour for both himself and his Lady's family. Knights can, and do, undertake to accomplish outstanding deeds to prove their devotion and worthiness as well. The undertaking of tasks is the Knight's best opportunity to gain recognition. It is the mark of a truly noble and "very perfect" Knight to undertake imaginative and highly dangerous tasks. A Knight also has the honour of accompanying his Lady when she travels. The Knight here has the opportunity to defend his Lady from the dangers of the open country, displaying his prowess at arms for his Lady and in the eyes of the world. Travelling with his Lady is generally considered a Knight's best opportunity to obtain honour. For this reason, most of the summer months are usually spent travelling, as all Honour Points achieved by a Knight on tasks or quests for, or combats entered in honour or defense of his Lady are tripled for the Knight. The Lady also received 1/2 Honour Point for every one her Knight earns in her service. (Note: the Lady receives 1/2 point for each untriple point.)

Every Honour Point a Knight earns in his Lady's service also increases the chance of his Lady discretely using her influence on his behalf. The possibility of her using her influence increases by

1%, from 0%, for every 5 honour points he achieves in her service. There is no limit to the number of times the Lady can use her influence on behalf of the Knight, as each time he uses his own influence, he may check by percentage roll to see if his Lady will discretely aid him. If he has achieved the required percentage, the Lady will add 1/2 of her BIF to the Knight's. This is in addition to the "Friend" which a character may always employ when he is attempting to influence another. A Lady will use her influence to aid her Champion without penalty or cost to her as long as the Knight remains her Champion. Note: a Knight, if he loses his Lady's favour, must start on his percentage chance from 0% again, even if his next Lady is the same one he lost.

A Knight may obtain any particular Lady's favour once. He may, however, win any Lady's favour by force of arms as often as the opportunity arises. A Knight may lose his Lady's favour if:

1. He uses vulgar language in her presence or does not behave at all times with "courtly" manners and grace.
2. He fails to Champion her adequately, whether in defense of her honour or her person. This includes such diverse things as not immediately fighting when her beauty, honour, etc. are impugned; losing a pas des armes in her defense and then not seeking to "rescue" her; not performing sufficient and glorious deeds in her name; and so on.
3. He fails to pay proper court to her, which involves writing poetry to her, singing lays and other songs to amuse her, and, in general, playing the part of the "courtly" lover. (Note: "lover" should not be taken in the literal sense. According to the Court of Love, a "lover" is an admirer and Champion, and he typically enjoys a Platonic relationship with his Lady. Remember that Lancelot went "too far," and his illicit relationship with Guinevere not only destroyed a great Kingdom, but also compromised his Lady's honour! That last crime is unforgivable according to the Code.)
4. He is dishonoured for any reason.
5. He marries another.
6. He fails to stand up to her father, brothers, other suitors, who "forbid" him to come into his Lady's presence. etc. (This could lead to real trouble, for he has to avoid shedding the blood of her kin, if at all possible. However, where direct confrontation is sometimes inadvisable, stealth and trickery is quite acceptable.)

There is also a chance that the Knight and his Lady may fall in love with one another. When this happens, the lovers will risk anything to be together. There is a 5% chance per Comeliness Point over 8 possessed by the Lady that the Knight will fall in love with her, madly and passionately to the point that he will not refrain from any adventure to win her love. If the Knight has fallen in love with his Lady, there is a 5% chance for every month they are in contact thereafter that she will return his love, if she is unmarried, and 2% per month if she is married. At the moment both are in love, the Lady will scorn the attentions of any other Knight and will cleave to her lover unless he becomes an unmitigated swine.

## Adventuring



primary activity of the famous knights is to adventure. Adventuring, in fact, is the activity which most sets them apart from the ordinary knights who stay at home and acquire Honour passively (out of play).

Most knights do not take the job. For them the everyday activities of guard duty, tournaments, and battles, are enough to satisfy their sense of adventure.

Adventures abound. Even the normal, stay-at-home knights have ordinary adventures as part of their routine, without having to seek them out. Adventures include going to tournaments, participating in battles, engaging in romance, visiting unusual sights, and encountering unusual beings and other adventuring knights come to plague the home land.

## Quests



Quests are all adventures, but not all adventures are quests. A quest must include several elements to qualify as such: going to an unknown place, encountering something mysterious or unusual, facing strange dangers, and (always) facing death.

Quests must, by definition, occur in unknown territory. In those strange lands waits High Adventure, and opportunity to test the neat ideals of the heartland of civilization.

Thus knights must request a leave from their lord and normal duties to quest and adventure. A knight, even in such lands, represents not only himself, but also his lord, and so the lord will try to send only individuals who he will not have to get out of trouble, or who will not bring shame or dishonor to them.

A time limit is often imposed on absentee time for questing. The proverbial "year and a day" is a good starting time period. At the end of the time the knight must return to court and report the results of his activities. Later on the time limit may be longer, indefinite, or geared to the specific task.

The Quest for the Holy Grail is the best-known of the many quests. However, others of impressive story also exist, and can tempt characters who seek success other than the severe tests of the Holy Grail.

## Battles

**T**hen knights rode into battle, they did not do so as a unified company. Knights were individual fighters who never trained together. In combat, the two opposing cavalries would be set up in a long single line and start riding against each other in formation. Once battle was joined, the fight was one-on-one. Combatants vied to pick opponent from whom most could be gained: victorious knights could keep the spoils of war, i.e. the equipment and the horses of those fallen or beaten. Killing the opponent was less important than taking him prisoner. Prisoners were ransomed back to their families or their liege lords, and the more prominent the hostage, the more money could be asked for. Hostage taking was an accepted form of barter in the Middle Ages, and considered honorable as long as the hostages were treated well. Commoners were not so lucky, since no money could be had from them, they were invariably slaughtered during or after the battle.

Sometimes, highly gifted fighters were given the specific task of eliminating or kidnapping prominent opponents; for this they were paid extra money. Alternatively, a prize would be set on capturing or killing specific opponents. Army leaders and other prominent warriors often resorted to carrying false coats of arms or inconspicuous armor in order to avoid being picked out from the crowd.

Knights did not ride into battle alone: each knight was accompanied by a small team of squires and knaves. They followed the knight into battle, carried his substitute weapons and shields. They were responsible for stripping fallen enemies of armor and weapons and for collecting stray horses. They also had to help their lord back into the saddle if he became unhorsed. Because squires were less well armed and armored than the knights, the death toll among these young retainers was extremely high.

A company of knights would often be supported by a company of light cavalry, the sergeants. The most dangerous foe a company of knights could face were archers, who often managed to slaughter many before the battle truly began.

## Tournaments

**T**he bustle and uproar of the marketplace unexpectedly began to subside at the busiest time of the day as growing numbers of villagers, townsmen and nobles saw the three brilliantly attired heralds carefully maneuvering their huge, barded charges through the press of the crowd. The last vestiges of conversation were silenced by the brazen voice of the war trumpet which one of the heralds had put to his lips.

*"The Wednesday after the Festival of St. Michael, good people! In the meadow at Green Vale in the demense of Duke Arl of the Mark: The Wednesday after the Festival of the Saint. Let all come who love to see or to join in deeds of great valour!"*

This is "crying the tourney." As soon as the news has spread abroad, and fast it will spread, every knight for twenty leagues around will take council with his wife whether he can afford to go. The women begin to hunt up their best bliauts and furs. The men go to furbish their armor and see to their arms. Shortly, some chevaliers, arranging with their friends, undertake to form a challenge party and dictate to a scribe, who writes their words of defiance on a scroll: "There be at the castle of Sir Richard of the Black Horse seven stalwart knights who challenge to the joust all comers to the meadow at Green Vale. This challenge they post in a prominent place by the wayside in order that other knights hear of it and will organize similar parties to confront them in honour and courage.

To the modern mind, the tournament has become identified with the joust of two knights in massive plate armor, tilting at each other with a barrier between them to prevent their horses from crashing into each other. Such is not the case in a world like that of *Chivalry & Sorcery*. There, the tournament is a "war in miniature," an exceedingly violent and dangerous pastime in which "iron men" measure their valour and strength and rejoice in deadly blows given and received. It is a place where the inexperienced knights may serve an apprenticeship in preparation for the real wars. Tournaments occupy a pre-eminent place in feudal life and, in vain, the men of the Church object to them. All knights and great lords will tell you that it is impossible to train and blood good warriors without the tournament. In the words of Anacronus the Sage:

*"A knight cannot shine in war if he has not prepared for battle in the tourney. He must see his own blood flow and feel his teeth grind under the force of his adversary's fierce blows. He must be dashed to the earth with such force as to know the full might of his foe and be disarmed twenty times. He must twenty times retrieve his failures, rise up, and stride forth more than ever set upon battle. THEN and then only will he be tempered and tried in the fire as is a good sword and then only shall he be ready for actual war secure in the firm knowledge that he will conquer by virtue of his courage and his skill in arms."*

Thus sayeth Anacronus the Sage.

For Knights and other Nobles the Probing of one's mettle with weapons was the most important thing that could be done in life. One's honour was bound up with the dignity of one's arms and house.

A knight would rather die than be disgraced. Attending a tournament is an important activity for the man of valour, for from the honourable passage of arms with one's peers flows much honour and experience. However, so dangerous are tourneys that the Church as long since denounced them as the work of the Dark One to "speed many brave souls to his black realm." Any knight so unfortunate as to be slain in a tournament will not receive the rites of the Church, especially the Resurrection of the Slain.

The tournaments of *Chivalry & Sorcery* are conducted and scored according to the actual "rules" of the medieval tournaments. Most tourneys will be on the order of the formal tournament announced by the heralds of Duke Arl. Others, of a much more informal and spontaneous type, such as a pas des armes at a bridge, a ford, or a crossroads, more properly may be encountered during the course of an adventure.

## Hosting Tournaments

**T**he great tournament is a very elaborate and costly affair, held typically to mark some important event such as the knighting of a son, a wedding, a visit by an important guest, or perhaps the receiving of a high honour from the King. It is usually necessary to obtain a license from the Crown to hold such a tourney, as the tournament is a gathering place for large numbers of heavily armored men. What better way for a rebellious noble to muster his forces than to announce an "innocent" passage of arms between friends? Unlicensed tournaments thus tend to be regarded as signals for rebellion.

A tournament's significance is not only as a showcase for martial prowess. As an exercise in social lustre these gatherings are unsurpassed, serving as a display for honor, bravery and ability. These events are an arena for politics, often encouraging understanding between regions and allowing knights to resolve their differences without slaughter. Of course a large part of the enjoyment is found in the feasting, merriment and interaction between the knights and ladies. So it is no small task a noble has when he sets out to provide a suitable venue for a tourney.

The lord must first decide how many competitors he wishes to invite. Although most tournaments feature basically the same attractions (melee, feast and so forth) the number of combatants and spectators present makes a major difference.

Each of the four tournament sizes has a minimum Noble Rank requirement. Any noble tempted to hold a tournament of a size larger than that warranted by his station is seen to suffer from unseemly ambition and the event is usually avoided by other nobles and knights. Of course a noble may choose to sponsor a tourney smaller than the maximum allowed, but most nobles are expected to host a significant tournament every few years. A noble who has shirked his responsibility four years running loses 10 Honor Points each year until he sponsors a suitable tournament.

- The smallest true tourney is the Neighborhood Tournament. The competitors number up to 100 knights from the lands nearby the host's fief. The total attendance may number up to 850 people. The contest costs the sponsor between 10gp and 35gp. Any lord of Baron rank may stage a Neighborhood tournament and gain 50 Honor Points in the process.
- The next largest, and the most common, is the Local Tournament. Anywhere between 500 and 1000 combatants compete, the majority from the lord's county and a lesser number from surrounding counties, and there are up to 8500 attendees overall. General costs total for the festivities are 125gp. The sponsor, an Earl at least, gains 100 Honor Points for his troubles.
- A Regional Tournament brings competitors from far and wide, the distance only limited by the lord's ability to promote the event. Those seeking glory on the field number 1000-2500; off the field an additional 23,000 may be found. The sponsor incurs costs of at least 250gp. The Duke who stages this tourney gains 200 Honor Points.
- Regal Tournaments are rare - only the High King can stage one regularly. On occasion other lords who have attained the title of King hold a tournament of this size, bringing together 2500-5000 knights from across the land, the total number that might attend such a massive event is an astounding 43,000. The tournament costs at least 1750gp. The sponsor gains 300 Honor Points.

It should be noted that in all cases the sponsor lord's wife bears half the responsibility for the tournament, and fittingly gains half the glory.

The tournament's size decided, the sponsor must plan its timing carefully, fitting in with the realm's social calendar well in advance, so as not to conflict with other events, unless the lord is deliberately setting out to clash with an already extant tourney.

## Announcing the Tournament

**T**o ensure the event is a true success the turnout must be as large as possible. The noble staging a tournament must ensure that the appropriate people are informed of the coming contest. This is the job of the Herald. Most lords have a number of heralds in their service, and while they are the core of the network used to spread the word, they are seldom sufficient. The sponsor usually approaches the College of Heralds to hire more. Two months must be allowed to give participating



knights time to prepare themselves, gather their retinue, and travel to the tournament site.

For a cost of 2gp per month the lord may employ the services of a herald. Less skilled heralds are available at a reduced cost of 1fp per month. For an outlay of 4gp per month the sponsor may gain the services of superlative heralds. For each 100 knights expected the noble staging the event must employ at least one herald.

When announcing a tournament the heralds must make clear any special rules which apply to the competition, for example when the tournament is to include a special melee between a team of local knights and a team open to all corners. These rules are always determined by the sponsor and vary from event to event.

Some of those invited send replies committing to an appearance, but the vast majority simply arrive at the scheduled time.

## The Tournament



he formal tournament was divided into a number of different events and would last from three to five days. The visitors come in their best bliauts and armor. Powerful lords collect as many lesser nobles as possible, even making up bands of twenty knights and twenty squires, accompanied by a large entourage composed of their women folk, ladies-in-waiting, and scores of servants. Except for the women and servants, and the omission of some of the usual military precautions, one may easily think them going to war.

**THE FIRST DAY**, the many competitors and spectators arrive in dribs and drabs in the days leading up to the event. There is little time to rest as preparations are finalized, horses re-shod, armor unpacked, and weapons blunted or sharpened for competition.

On the opening day of the tournament the competitors are up before the dawn. Through the streets or fields where the combatants lodge come the heralds, calling to them out to the fray.

### The Making of Windows

"No signs are carried except the banners of those who lead orders in the tournament or three ranks of knights, according to the number of people each one has in his party."

*La Forme Quon Tendit des Tourneys*

The term "making of windows" refers to a custom of hanging the banners and shields of all participants from the windows of inns where the teams lodged. Indeed, this is the case when tournaments take place at great cities. At large tourneys where rooms may be found, each knight hangs his banners and shield from the window of his lodging so that all can see who is to participate in the coming event. At smaller tourneys many of the combatants camp on the green surrounding the lists and it is here that their banners are displayed. All knights must display their shield or a likeness, and Bannerets are permitted to display their own banners.

Before a blow is struck it is crucial a knight know the measure of his opposition. The Grand Parade of Introduction gives each knight a chance to declare his past deeds and victories. Early on the first day the spectators assemble in the viewing pavilion, eagerly awaiting the coming procession. The column approaches; heralds leading and minstrels flanking, the knights proudly ride three abreast. The knights' heralds compete vocally to convince the crowd of the virtues of their masters. This is one of the reasons that the services of a good herald are vital, as the impressions created in this parade are critical to the overall impact each knight makes at the tourney. At the end of the Grand Parade the sponsors' heralds announce any special rules so that all understand them clearly.

### The Helm Show

"It is good when everyone has their arms, especially the knights of great renown who will try to win the prize of the day. The knights carry colors or other marks of the quest, as ordered by the princes of the tournament, each one bearing colors for his entourage."

*La Forme Quon Tendit des Tourneys*

On the morning of the opening day the lord must make provisions for a helm show. Each attending knight is required to display his helm and crest. The lord appoints judges to inspect each one, ensuring that only worthy knights gain entrance to the lists. If any knights displaying their helm and crest have transgressed the rules of tourney or their oath of knighthood, the lord must ensure they are expelled so as not to darken the reputation of the event and offend his guests. Each knight must go to the Herald of the List to sign up for the joust. Each will be assigned an opponent, an approximate time of day to take their turn, and a place to show up. In addition to signing up for the joust, each knight should join one of the teams for the melee, and they may also issue challenges at this time. Contestants "scout the opposition" and plan strategies.

A knight may be refused entrance into a tournament if he is known to have been guilty or even accused of any of the following:

- Arson
- Breaking oaths or sealed pledges
- Cowardice on the field
- Discomfit in the duel on an issue of honor
- Excommunication
- Leading a free company

- Murder
- Robbery (or piracy)
- Slander or dishonor of women
- Usury
- Violation of churches

The helm show is also an opportunity for socializing, friendly challenging, and flirting with the unattached ladies in attendance. It culminates in the choosing of the Knight of Honor. The ladies select the most impressive knight, basing their decision primarily on appearance (APP 15+) and reputation (Honor points 200+). The knight selected has the duty of cutting the cords to signal the commencement of the Melee.

### Mystery Knights

"And after all the ranks of knights are then assembled, there often comes unexpectedly a good knight who does not want to be recognized except by his prowess at arms. He comes so smartly in his fighting that by one stroke of the sword, often three or four knights immediately recognize him."

*La Forme Quon'Tenoit des Tourneys*

Knights have many reasons for concealing their identity in a tourney. They might need to protect themselves from the wrath of enemies. They might disguise themselves to find their "true worth," without the advantage that fame brings. The following table summarizes most of the reasons for entering a tourney without heraldry.

Use the Mystery Knight table to determine the type of mystery knight, and apply the modifier found there to the roll on the Reason for Anonymity table.

#### Mystery Knight Table

1d20 Roll	Mystery Knight	"reason" roll
1	Evil Knight	-10
2-4	Berserker	-5
5-8	Master of the Tourney	
9-14	Famous Knight	
15-18	Notable Knight	+5
19-20	Extraordinary Knight	+5

#### Anonymity Table

1d20 Roll	Reason
1 or less	Disgraced knight
2-4	Many of his enemies are here
5-6	His enemy runs this tourney or is a judge
7-8	From an enemy kingdom
9	Does not have the King's favor
10	Seeks to test himself without benefit of reputation
11	Entirely new gear and new "shield of peace"
12	Priest liege lord forbids vassals to tourney
13	Avoiding a false lady who is at the tourney
14-17	Wants to fight with the foreigners against his rival
18-19	Seeks a lady's attention without alerting her family who he is
20+	Carries a lady's favor openly, but hides his identity from others

### The Grand Feast of Welcome

"In this arrangement in the great hall where, after the feast is proclaimed and everyone is seated in order, as said before, they are honorably served. At that time come minstrels and jugglers of all sorts, and any new, good songs are sung. After eating, they leave the tables, grace is said, and spiced wine is tarr; then the new knights go and arm themselves."

*La Forme Quon'Tenoit des Tourneys*

The evening of the opening day sees a great feast. Many guests remember this part of the tournament most clearly and use it as a yardstick in judging the lord's hospitality. The lord's manor hall must be prepared appropriately, stocked with tables and seating for every knight scheduled to appear. Candles, often scented are laid out, banners with the lord colors are hung to complement the existing decorations. The lord should use this opportunity to increase his standing and reputation. He aims to display his largesse.

Troubadours, jongleurs, and other entertainers perform for the amusement of nobles and commoners alike, while merchants and food and wine sellers set up stalls or hawk their wares among the crowd. Old friends greet one another and try to outdo each other in hospitality and show of affluence. In the evening, the knight or lord hosting the tournament entertains all of the contestants and their ladies in his Great Hall, for to him comes the highest of honours and thus the greatest obligation. Unless he is a prosperous

baron, he and his household will have to tighten their belts and watch the expenditure of every copper piece for many months afterward.

To appropriately feast each knight and his lady costs 10sp. For each 100 knights the sponsor is obliged to hire an entertainer at a cost of an additional 20sp. These costs are for the Feast of Welcome alone.

#### Prizes for the Grand Tourney

*"For the prize to be given, the knight must be found so he can be with the prince and other knights. The prince first hears the report of those who watched the tournament of his officers of arms and of his wise knights, and elders who understand these matters, also those who fought in the tournament. And the opinions of those above are reported to the ladies. And with their good consent, the knight is sent to be fetched, if he can be found in any manner of the world. And the prince on whose side he fought takes his hand, and to him says these words.*

*Sir such, by the great effort of arms that everyone has witnessed today, which you have made, and by your valiance and great prowess, principally in the victory at this gathering, for the assent of all and the concession of favor of the ladies, the prize and gains are given to you and granted as to him who has vanquished all"*

*La Forme Quon Tendit des Tournoys*

Near the end of the Feast of Welcome the host's chief herald introduces the Parade of Prizes:

*"See now, before you the great generosity of my lord, in these trophies and rewards. Those who are triumphant on the field of battle will leave here enriched in glory and gold."*

The forthcoming prizes should be carefully selected to elicit admiration from the assembled company. The lord must supply suitable prizes for the joust, the melee and the challenges, as well as any peripheral contests particular to his tournament. He is wise to ensure that prizes are of sufficient value to attract knights of the quality he expects, or his reputation may suffer (lose a quarter to a half of the Honor Points for the tourney).

A suitable prize for the joust might be the best breed of horse available. For the melee a weapon of superior quality, worth twice the normal price, bejeweled and decorated would be appropriate. The winner of the most challenges might be awarded with an artwork, a goblet, a brooch or a tapestry of at least 2gp value.

**THE SECOND DAY** of the tournament is the Joust. The day begins with a bustle of activity among the tents as squires harness and saddle their knights' chargers and prepare their lords' armor and arms. Then the knights issue forth to give challenge by riding down the lines of tents and striking the shields of desired opponents with their lance points (the shields being conveniently hung before the tents for just this purpose). In some tournaments, a round-robin is staged, in which every knight rides against every other knight in attendance, but this is usually reserved for a gathering of the great warriors. The Code of Chivalry forbids a knight, in honour, to issue challenge to any man his inferior in rank or skill--largely to prevent bullies and professional "tournament knights" from taking unchivalric advantage of any weaker than they. Also, to prevent "insult" to a great lord, the challenges of low ranking knights are first met by the men of the lord's retinue to try the mettle of the challenger and find if he is a "worthy" opponent for their lord.

When all is ready, the Marshal of the Tournament bows politely to his suzerain. Then he raises his white baton, the symbol of his office, which is to act as the referee of the tournament. "Bring in the Jousters:" he cries, and to the fanfare of trumpets from the end of the lists farthest from the castle, gorgeously arrayed heralds lead the procession on foot, followed by the contestants in full armor on mighty warhorses, riding two by two. They make a circuit of the lists. Some of the knights turn deliberately to ogle the ladies in the lodges, and the ladies are not hesitant in leaning forward to wave back. "Favours" given to them by their ladies adorn the armor and lances of the knights. Suddenly, they begin to sing, the spectators catch up the chorus, and soon the rousing melody makes the lists shake. Presently, the pageantry gives way to the more serious business of the day, and again the lists shake, this time to the impact of lance against armor.

**THE THIRD AND FOURTH DAYS** are also spent in the Pas des Armes. Formal challenge is issued for both melee and single combat. Often, the pas des armes is used for settling of grudges, and sharpened weapons tend to be used. When old scores are to be settled, the Marshal of the Tournament does not preside over the combats, and a fight might be carried à plaisance--to surrender or to "first blood" or à l'outrance--to the death! When there is a serious challenge, a great lord or perhaps the King may intrude to forbid a vassal from taking up the challenge, suspecting "treachery," but in most instances the choice is up to the challenged to accept or reject.

A knight may issue a challenge of whatever sort he wishes. Some example challenges might be: to anyone, to fight Joust and Sword; to any Saxons, a fight with maces; to anyone, sword fighting on foot; to anyone, a fight to Knockdown with two-handed weapons; to any Somerset knight, a Joust to first blood; to any French knights, a Joust and Sword, both horse and foot. Any individual may accept these open challenges.

A knight may also challenge a single knight, by name, to a combat. This is an individual match, and although Honour will be gained for it there are often other motives in this sort of match. To refuse such a challenge, without some reasonable excuse (such as wounds) will likely bring a reputation of cowardly, and maybe worse rumors as well.

Yet another contest, the Contest at the Barrier, is very popular.

Sometimes a duel between two knights or between two equal groups of knights is conducted on foot. A stout wooden bar about waist high is set across the middle of the lists, and the contestants attempt to cross it while preventing the other party from doing the same. Combat is typically waged with sword and mace.

While the events of the third and fourth day are going on, a Squire's Tournament might also be staged. Wearing Brigandines for body armor, the squires would fight with clubs and blunt swords. Such events were usually staged in the intervals between important pas des arms and melees in the lists.

**ON THE FINAL DAY** of the tournament comes the climax to the festivities, the Great Melee. Really, it is nothing less than a pitched battle on a small scale. The details have been arranged at a council of the more prominent lords at the castle. About forty knights on a side are to fight. Since the lists are too small to permit a proper fight, the melee is staged in an open meadow, and the non-combatants watch from a safe distance.

*"And thus are seen great feats of arms and great blows of one side and the other--because each one endeavors by all his might to maintain his honor. "*

*La Forme Quon Tenoit des Tournoys*

The melee itself has all the fury of a real battle. The initial cavalry charge is made with lance, after which the conflict settles down into a whirling, mad brawl that ever threatens to break out into the surrounding countryside. Indeed, in the great tournaments, the climactic event might see many more knights involved, and control tends to be lost early in the fray.

There are a few other rules that must be followed as well:

- No striking foes from behind.
- No striking opponents who are unhelmed.
- No striking horses -- injury to a man's steed warrants immediate dismissal from the tourney.

Groups of knights meet in the Lists for the melee, and as men are unhorsed, their esquires rush forward to save them before they are captured and held to ransom by the other side. This is war, and occasionally men are stricken with grievous and even mortal wounds as weapons cleave through shield and armor or horses fall in the press and knights are crushed or trampled. When a knight is stunned or has had enough of the fight, he rides out of the lists, with honour, to the refuge outside the barrier that surrounds the battle zone. Two Safe Areas exist, one for each team, where the knights may go and disarm, receive first aid, get new equipment, eat and drink, and talk with others about how things are going. This is scrupulously honored by all tournament participants. Sometimes even women who can bear the gossip and scandal come into the area to watch, look, or help.

Since as many groups as can fit into the lists may participate, anyone not a member of one's challenge group is a potential enemy. Much plotting and scheming occurs as groups form alliances for the lists, in much the same manner as they do in actual war.

Combatants remain in the fight until they voluntarily withdraw or are sent out by marshals, who act as judges to eliminate contestants. Simply being unhorsed does not eliminate a knight -- sometimes his squire can bring a steed; he can capture one from a mounted foe; or he can receive one from a friend.

Marshals' rulings are final and no one may reenter melee afterwards. Marshals also separate combatants whose passions overcome their chivalry. Such bad behavior, or other bloodshed, usually results in the elimination of the offender.

Remember that not all action on the tournament field is continuous fighting. Squires ride about with new horses and lances for their knights, to administer first aid, and to lead prisoners off the field. Knots of reserve knights wait patiently for their opportunity, sipping wine and critically observing the fight. Marshals ride about in heraldic garb shouting announcements and judgements. Leaders hold conferences to decide where reserves should be sent. A charge erupts here, a countercharge there. When a valiant fighter is unhorsed a raging melee boils all around him as friends seek to rehorse him before he is discharged by the marshals.

After a predetermined time has passed, the Marshal of the Tournament will halt the action and the victory will be awarded to the aide having distinguished itself the most.

At the conclusion of the Great Melee, the prizes would be awarded to those who had distinguished themselves in the tournament and, while the wounds and broken bones of the injured were being bound up, the knights and ladies would repair to the castle for the final, grand night of festivities. Alliances and marriages would be agreed upon, gifts would be exchanged, and the night spent in much dancing and merrymaking.

#### Farewells

*"The next day, after dinner, the princes gather and take leave of each other, sometimes in good love, and sometimes with a little bitterness, which is why tournaments are undertaken. And thus, it is not many months of the year that the realm is not having any tournaments. So the good knights are taken by their princes from all parts with good words and gracious pleasures and other good natures. Such knights are of so high prowess that they are more worthy than any prince, and thus each one tries to do well and to be worthy at arms."*

*La Forme Quon'renoit des Tournoys*

On the following day the tournament's participants and spectators

part ways, farewelling friends and vowing to defeat enemies. Many will never share each other's company again.

## The Melee



The most important fact to determine is whether or not a knight is part of a larger group for the Melee. All knights should do so, just because survival and success is more likely for a member of a group than an individual. It is much safer to be part of even a haphazard band gathered on the spot than to wander the tournament field alone. Group members will keep together and help each other out, or work together to take any prize. The solitary knight is the most obvious and easiest prize for these bands of hunting knights.

If his lord is present he must be within his group. This is, after all, exactly the sort of thing for which he serves. Likewise, any vassals of him are automatically part in his group.

Is a Famous Jousting Team already present? If so he should join them since they have been created for just this service and are ready to take applicants. They simply require that he has at least 100 Honor Points, and pay 50% of his prizes in return for his temporary membership in their brotherhood. They will pay his ransom or trade one of their prisoners if his captured.

Two other teams a usually formed at each tournament, called the Host's Company and the Visiting Company (which plans to work for the opponent.) This is a loose amalgamation of everyone who does not join something more specific. It is democratic in nature, and a dull medium at everything. It requires no payment to belong: every man keeps what he gets, and is responsible for his own ransom.

Sharing a Capture: Knights often gang up on a single opponent to take his prisoner. The ransom or other prize is then shared between the victors.

Usually the share is given equally because the victors have made previous arrangements, usually with whatever small group they are with. If people from different small groups share a prize, it is usually divided equally, too. If quarrels exist, the leaders of the small groups judge. If they can't agree, then the leader of the groups' team is asked to decide.

The judges keep score of how many captives each knight or team has taken, and the winner of the melee is the knight who has the highest total. No knight who ends the melee a captive can win, even, if he captured the most knights before he was himself captured.

Some captured knights may choose to pay a ransom to their captor, so they may re-enter the melee. This is perfectly admissible, thought the ransomed knight still counts toward the capturing knight's total. If he is captured again, he counts again! Exchanges of captives between teams are also allowed.

Team captures are supposed to be divided among all the members of the capturing team, but in effect whatever knights present the captives to the judges may claim sole credit for the captive. In the heat and press of battle, few knights can keep track of exactly who has been captured by whom. Getting involved in such a trick is a quick way to lose friends and gain Deceitful and Greedy checks.

This style of melee is not the norm, of course. Its lower level of monetary risk makes it immensely popular with poor knights-errant who cannot possibly afford to pay a ransom or lose their only suit of armor, horse and weapons.

Purposely injuring anyone's horse is against the rules of the melee. Offenders may be ejected from the event at the discretion of the judges.

Use the following tables for melees. The modifier is applied to the team's leader Battle skill roll, and to each knight's individual weapon skill roll.

Melee Events Table

3d6 Roll	Modifier	Event
3	-15	Everybody from other side gangs up on you. Your team routs.
4	-10	Your Team retreats toward a safe zone.
5	-10	Your Team Leader endangered.
6	-5	Two teams attack yours.
7	-5	Attacked by a rested team.
8	-5	Charged while regrouping.
9-12	0	Crowd cheers as you thunder by.
13	+5	Charge a group that is regrouping.
14	+5	Attack a smaller team.
15	+5	Find exhausted opponents.
16	+10	Their Team Leader endangered.
17	+10	They retreat toward a safe zone.
18	+10	An allied team joins up with you.

### Battle Roll for Leaders

Apply the standard results from the Individual Combat chapter.

Refer to the following list of results for some extra ideas to use during the melee.

If the team leader is an NPC, apply these results as is. If the leader is a character, then results like "Leader is captured" indicate a situation where capture is likely without extreme combat success.

#### Fumble Results

1d6	Result
1-2	Fighting carries entire team into a "safe zone." See below.
3-4	Leader is captured. See below.
5-6	Mistakenly attack an allied team this round. Roll Heraldry skill roll to stop after 1st charge.

#### Failure Results

1d6	Result
1-2	Allied Team leader captured. See below.
3-4	Whole team chases a separated knight right into his larger team.
5-6	Receive a lance charge before replacing broken lances from last engagement.

#### Success Results

1d6	Result
1-3	Engaged with evenly matched foe for whole round.
4-5	Your team chases down a knight separated from his team.
6	A small team chases one of your men into the midst of your larger team.

#### Critical Results

1d6	Result
1-2	Each PC team member separates a rival knight from his team, preventing retreat. Claim them individually if they are defeated.
3-4	Your team lance charges a team lacking replacements for broken lances.
5	Choose any attending rival team to attack with an advantage
6	Come across 1d6 wandering warhorses for the claiming.

### Lone Combatant Battle Roll

Check this list of Battle Roll results for each round of the melee that a character is Alone.

#### Fumble Result

1d6	Result
1-2	Fighting carries you into a "safe zone." See below.
3	Lose track of your leader's banner for the whole round.
4	Your call for single combat is ignored by the 1d6+1 knights chasing you.
5	Mistakenly attack a member of your own team in single combat.
6	Lose a weapon into the crowd.

#### Failure Result

1d6	Result
1-2	Your Liege is captured. See below.
3-4	Chase a separated knight right into his whole team.
5-6	Fighting carries you beyond boundaries of the melee. Enemies might choose to attack you with full force blows, out of view of marshals.

#### Success Result

1d6	Result
1-4	Rejoin your group, or find a friendly group to join.
5	A small team chases you right into the midst of your larger team.
6	You chase down a knight separated from his team.

#### Critical Result

1d6	Result
1-2	Your call for single combat keeps the other team from ganging up. Face their best knight one-on-one.
3-4	1d6 knights rally to you.

- 5 Lead a group of pursuers directly into a friendly team.
- 6 Catch a small group flatfooted with your wild charge, +5 to weapon skill.

## Pas Des Armes



he pas d'armes (or passage of arms) involves a knight or group of knights (tenans or "holders") who would stake out a traveled spot, such as a bridge or city gate, and let it be known that any other knight who wished to pass (venans or "comers") must first fight, or be disgraced. If a traveling venan did not have weapons or horse to meet the challenge, one might be provided, and if the venan chose not to fight, he would leave his spurs behind as a sign of humiliation. If a lady passed unescorted, she would leave behind a glove or scarf, to be rescued and returned to her by a future knight who passed that way.

Many knights could not afford to hold a formal tournament. However,

there was nothing to prevent them from holding an impromptu pas des armes at some predetermined spot. A challenge might be issued in the surrounding countryside to effect that a group of knights was prepared to take on all comers, and a tourney would quickly form. If the tourney was to be a "friendly" affair, they would post a white shield; if it was to be waged with edged weapons in a serious fashion, they would post a black shield. A pas des armes could also occur at a river crossing or a crossroads between two knights travelling on their way and suddenly meeting.

If a knight was passing through the demesne of another, the fiefholder might choose to challenge the traveler to a pas des armes to contest his right of free passage.

In all of these instances, the whole intent is to win honour and fame as a formidable warrior. While a challenge might legitimately be turned down, there is little honour in crying "craven." Thus most challenges tend to be met with an eager acceptance. At all times, unnecessary injury or death—that is, injury or death which might have been avoided—is regarded with deep suspicion. A pas des armes is a trial of strength, not an excuse for wanton butchery.



## The Joust



n the Joust the object was to break one's lance squarely on the opponent's shield, while deflecting his blow or avoiding it altogether. Unhorsing might result and meant complete victory, whether the lance was broken by the impact or not. However, any form of unnecessary injury was to be avoided. Tradition dictated the breaking of three lances by either opponent before the contest was concluded, unless an unhorsing had occurred.

The "scoring" system to determine the tournament prize winner in the Joust is taken from John Piptoft's Rules (1466):

1. Unhorsing a knight.
2. Cornel to cornel (spear point to spear point), in which a knight matches the strategy of his opponent. If done twice by a knight, he is a candidate for the prize.
3. Striking the crest three times. If a knight strikes the crest of his opponent, that particular jousting match is concluded and he is the winner.
4. Breaking the most lances in the Joust.
5. Being the knight held to have stayed in the field the longest and to have fought most bravely and expertly in the Joust.

Penalties are also exacted for misdemeanors committed on the Jousting field, whether intentionally or accidentally:

1. Any knight striking the barrier or his opponent's saddle loses one spear from his total score.
2. Any knight striking his opponent's horse is expelled from the lists with dishonour. Generally, he would have to regain his honour before being allowed into another tournament.
3. Any knight doing unnecessary injury to a brother knight loses fifteen spears from his total score.

Under certain circumstances, a knight victorious in the joust might gain a most welcome bonus:

1. If a knight unhorses another knight with lance, the fallen knight must ransom his armor for its proper worth or pay an amount equal to one month's income from his fief.
2. If a knight shall break three lances against his opponent and his opponent does not score against him, then the vanquished knight shall ransom his armor.

If both knights have broken three lances against each other, and neither has won an advantage, one or the other may elect to fight on foot, with victory being given to him who has beaten the other into exhaustion. (This last rule is not a mandatory one. The Marshal of the Tournament may choose not to activate it.)

When challenges are issued, it is held unseemly that a knight challenge one beneath his station unless his adversary is of equal skill. Also, it is held unseemly that a knight much below the station of another issue a challenge, and he is in jeopardy of prior challenge by the friends and retainers of the knight he has challenged so that he may prove his worth.

To win special honour, a knight might openly and publicly declare that he will fight in the name of a lady. If he extinguishes himself in the Joust, he may gain added advantages in winning her favour, as well as acquiring a famous reputation.

If a knight proves himself a bully and a braggart, he may offend one of the great fighters in attendance (non-player character of formidable proportions). At that time, a challenge to a pas des armes the following day might be issued. The challenged knight should prepare for the ordeal with prayer and vigil during the night, for he will need all the aid he can get!

### Jousting Matrix

Knights joust as Superior Knights at experience level 9+. Otherwise, they joust as Inexperienced Knights. If both Knights are Superior, they joust on the Superior Table until one misses. The first to miss is held to be less proficient and will joust on the Inferior Table until he breaks 2 lances or defeats his opponent.

THE JOUST: Each Knight chooses an aiming point on the opponent's shield or helm and then chooses a defensive position from the list of possible defensive positions. These results are then compared on the appropriate tables. The results will be applied simultaneously unless one of the Knights is mounted on a Great Horse. In that

case, the rider of the Great Horse will always be able to strike first. Each Knight throws a 1d100.

**Inexperienced Knights**

**Defensive Tactics Chosen to Meet the Lance**

	Shield High	Shield Low	Lean Right	Lean Left	Steady Seat	Low Helm
Crest of Helm	X(1-80)	X(1-50)	X(1-90)	X(1-70)	X(1-75)	X(1-95)
Helm	L(81-00)	C(51-00)	L(91-00)	L(71-00)	L(76-00)	L(96-00)
Helm	X(1-60)	X(1-20)	MB(1-90)	X(1-50)	X(1-70)	X(1-90)
Throat	L(61-00)	K(21-00)	X(91-00)	L(51-00)	L(71-00)	L(91-00)
Gorget	X(1-75)	X(1-40)	MB(1-80)	X(1-20)	X(1-65)	X(1-70)
Dexter Chief	L(76-00)	K(41-00)	X(81-00)	L(21-00)	L(66-00)	L(71-00)
Chief Pale	X(1-20)	X(1-70)	X(1-20)	MB(1-80)	X(1-20)	X(1-40)
Sinister Chief	L(21-00)	L(71-00)	L(21-00)	X(81-00)	L(21-00)	L(41-00)
Dexter Fess	X(1-40)	L(1-40)	X(1-50)	X(1-40)	X(1-20)	X(1-20)
Fess Pale	L(41-00)	H(41-00)	L(51-00)	L(41-00)	L(21-00)	L(21-00)
Sinister Chief	X(1-70)	X(1-40)	MB(1-90)	X(1-20)	X(1-40)	X(1-70)
Dexter Fess	L(71-00)	K(41-00)	X(91-00)	L(21-00)	L(41-00)	L(71-00)
Fess Pale	X(1-40)	X(1-20)	L(1-40)	MB(1-70)	X(1-20)	X(1-40)
Sinister Chief	L(41-00)	L(21-00)	H(41-00)	X(71-00)	L(21-00)	L(41-00)
Dexter Fess	X(1-20)	X(1-50)	X(1-50)	X(1-20)	L(1-30)	X(1-20)
Fess Pale	L(21-00)	L(41-00)	L(51-00)	L(21-00)	H(31-00)	L(21-00)
Sinister Chief	X(1-50)	X(1-50)	MB(1-80)	L(1-30)	X(1-50)	X(1-50)
Fess	L(51-00)	L(51-00)	X(81-00)	H(31-00)	L(51-00)	L(51-00)
Base of Shield	L(1-20)	X(1-50)	MB*(1-60)	L(1-40)	X(1-20)	X(1-50)
Shield	H*(21-00)	L(51-00)	MB(61-00)	H(41-00)	L(21-00)	L(51-00)

**Superior Knights**

**Defensive Tactics Chosen to Meet the Lance**

	Shield High	Shield Low	Lean Right	Lean Left	Steady Seat	Low Helm
Crest of Helm	X(1-40)	X(1-20)	X(1-80)	X(1-70)	X(1-20)	X(1-85)
Helm	K(41-00)	C(21-00)	L(81-00)	L(71-00)	C(21-00)	K(86-00)
Helm	X(1-50)	X(1-40)	X(1-40)	X(1-20)	X(1-20)	K(1-50)
Throat	L(51-00)	K(41-00)	L(41-00)	K(21-00)	K(21-00)	C(51-00)
Gorget	X(1-40)	L(1-50)	L(1-40)	L(1-30)	L(1-20)	X(1-30)
Dexter Chief	L(41-00)	K(51-00)	L(71-00)	K(31-00)	H(21-00)	L(31-00)
Chief Pale	X(1-10)	X(1-40)	X(1-10)	X(1-40)	X(1-10)	X(1-10)
Sinister Chief	L(11-00)	L(41-00)	L(11-00)	L(41-00)	L(11-00)	L(11-00)
Dexter Fess	X(1-40)	H(21-00)	X(1-40)	H(21-00)	L(11-00)	H(21-00)
Fess Pale	X(1-40)	L(1-20)	X(1-40)	X(1-10)	X(1-10)	X(1-40)
Sinister Chief	L(41-00)	H(21-00)	L(41-00)	L(11-00)	L(11-00)	L(41-00)
Dexter Fess	X(1-40)	X(1-10)	L(1-20)	X(1-70)	X(1-10)	X(1-40)
Fess Pale	L(41-00)	L(11-00)	H(21-00)	L(71-00)	L(11-00)	L(41-00)
Sinister Chief	X(1-10)	X(1-30)	X(1-30)	L(1-20)	L(1-20)	L(1-20)
Fess	L(11-00)	L(31-00)	L(31-00)	H(21-00)	H(21-00)	H(21-00)
Base of Shield	X(1-40)	X(1-40)	MB(1-40)	L(1-20)	X(1-10)	X(1-40)
Shield	L(41-00)	L(41-00)	X(41-00)	H(21-00)	L(11-00)	L(41-00)

**Key to Jousting Tables:**

- Possible Defensive Positions
  - S.H. = Shield high protecting helm and crest
  - S.L. = Shield low protecting the body
  - L.R. = Lean right, away from the target, low with good angle to shield
  - L.L. = Lean left, toward target for maximum reach.
  - S.S. = Steady Seat, low and solidly placed in the saddle: a good target oneself, but well braced for shock.
  - L.H. = Lower Helm behind shield.
- Results on the Jousting Tables: The letter stands for a particular result, the numbers in brackets the % chance of getting that result:
  - X = a miss, the lance fails to strike the target.
  - L = a scoring hit, lance breaks on the target for 1 pt.
  - C = Crest of Helm torn off, joust is ended.
  - K = Helm knocked off, 25% chance of unhorsing, good for 2 pts.
  - H = Unhorsed opponent, with a 20% chance of a Cavalry Critical Hit.
  - H\* = Unhorsed opponent has been unnecessarily injured. 1-20 pts. of damage and a 20% chance of a Cavalry Critical Hit.
  - MB = Miss with a 20% chance of striking the barrier (if there is one, if not then 20% chance of striking horse) and a penalty of 1 pt.
  - MB\* = Miss with a 20% chance of striking the horse, and, failing that, 20% chance of striking the barrier if there is one or the saddle if there is not a barrier.

**Modifying the Results:** The die roll of the attacker is modified by the defensive position adapted by the attacking knight versus the target the knight intends to attack. The quality of the mount and the condition of the knight can also have an effect.

% changes for possible Defensive positions

Aiming point	Shield High	Shield Low	Lean Right	Lean Left	Steady Seat	Low Helm
Crest of Helm	+5	+5	-30	+5	+10	-5
Helm	+10	+5	-25	+15	+10	0
Throat Gorget	+5	+10	-20	+15	+10	0
Dexter Chief	+5	+10	-20	+10	+15	0
Chief Pale	+5	+5	+5	+10	+5	0
Sinister Chief	0	+5	+5	+10	+5	0

Dexter Fess	+5	+5	-25	+10	+5	0
Fess Pale	+5	+5	+5	+15	+5	+5
Sinister Fess	+5	+5	+15	-5	+10	0
Base of Shield	+5	+5	-5	-10	+10	+10

**Effect of the War Horse**

Type of Defensive Position chosen

Type of Horse	Shield High	Shield Low	Lean Right	Lean Left	Steady Seat	Low Helm
Light War Horse	-5	-5	-15	+5	-5	-5
Medium War Horse	0	0	-5	+10	+10	0
Heavy War Horse	+5	+5	0	+15	+15	+5
Great War Horse	+15	+15	+10	+30	+20	+15

The two most common kinds of horse used for jousting were warmblood chargers and larger destriers. Chargers were medium-weight horses bred and trained for agility and stamina. Destriers were heavier, similar to today's Andalusian horse, but not as large as the modern draft horse.

During a jousting tournament, the horses were cared for by their grooms in their respective tents. They wore caparisons, a type of ornamental cloth featuring the owner's heraldic signs. Competing horses had their heads protected by a chanfron, an iron shield for protection from otherwise lethal lance hits.

Other forms of equipment on the horse included long-necked spurs which enabled the rider to control the horse with extended legs, a saddle with a high back to provide leverage during the charge or when hit, as well as stirrups for the necessary leverage to deliver blows with the lance.

**The Condition of the Knight:**

- Fatigued = Down to 20% or less of fatigue: -10%
- Injured = Knight having taken a critical hit: -20%
- Stunned = the result of Helm being knocked off, -5% in steady seat position, -50% in all other positions.

The Result: If the modifications and the die roll produce a result of less than 0 this is a miss, if greater than 100, this is an Unhorsing, if that was the result anyway a result of 100+ means opponent injured but with no blame attached. See H\*.



**Heraldic Arms**

In the feudal state, honour was conceived of as flowing from the King. When a man was ennobled or recognized by the monarch in some way, he might receive a grant of arms. In the feudal society arms are like land: they cannot be sold, only passed down to one's descendants.

A coat of arms is a unique heraldic design on a shield or escutcheon or on a surcoat or tabard used to cover and protect armour and to identify the wearer. Thus the term is often stated as "coat-armour", because it was anciently displayed on the front of a coat of cloth. The coat of arms on an escutcheon forms the central element of the full heraldic achievement which consists of shield, supporters, crest and motto. The design is a symbol unique to an individual person, and to his family, corporation, or kingdom. Such displays are commonly called armorial bearings, armorial devices, heraldic devices, or simply armorials or arms.

Historically, armorial bearings were first used by feudal lords and knights on battlefields as a way to identify allied from enemy soldiers. As knights' armor became heavier and bulkier, it became increasingly difficult to identify the warriors encased within. Yet it was vital to be able to rapidly tell friend from foe on the fields of battle and tourney, so that allies were not attacked, and also so that the chroniclers and heralds could keep track of the melee, and prisoners could be identified.

Standards and insignia have long been used by armies to identify commanders, provide rallying points, and remind the troops for whom they fight. Knightly coats of arms are much more sophisticated, however, as each helmeted knight bears a unique design. These symbols, originally designed for simple recognition, came to have a greater social significance. Each design carrying with it the name, good or suspect, of those who have carried the crest in generations past.

As the uses for heraldic designs expanded, other social classes who never would march in battle began to assume arms for themselves. Initially, those closest to the lords and knights adopted arms, such as persons employed as squires that would be in common contact with the armorial devices. Then priests and other ecclesiastical dignities adopted coats of arms, usually to be used as seals and other such insignia, and then towns and cities to likewise seal and authenticate documents.

Only knights carry arms; common soldiers and the peasantry have no need for them. Heraldic arms are a symbol of a knight's nobility and of his ownership of land. Noble women also bear arms, but married women bear the arms of their lord and unmarried women that of their father. Furthermore, women do not bear a shield but carry a diamond shaped crest called a lozenge.

Arms are granted to a knight as part of the knighthood ceremony. Symbolically, the knighthood ceremony represents the gaining of the right to bear arms. The device which constitutes the arms of a new knight is usually determined by the shield of his parents. The new coat of arms is made by combining those of his mother and father into a new crest. Shields are divided into halves, quarters etc. down the line of inheritance of arms to create new devices which demonstrate the heredity of the knight who bears them. Although the arms borne by the sons of a great knight are often similar to those carried by their father they can never be exactly the same. Special heraldic symbols have been developed to indicate that a particular shield is that of the eldest son (or subsequent sons). When the father dies and the son inherits the lands he also inherits his father's arms and the symbol which denoted his position as eldest son is stricken from his coat of arms.

Other symbols can be added to a shield which hold information about the position, history and status of the knight who bears it. If a knight has performed a selfless service, such as the saving of a life, for a great patron then that lord might grant the knight to bear a portion of his own crest as a part of the knight's personal shield. The crest of that knight bears the arms of the indebted patron for ever as a reminder of the service which was performed. In certain circumstances it is possible for a victor in war or in a tournament to bear the arms of the defeated. This is especially applicable if a large amount of land has changed hands as a result of the conflict for example. When Arthur conquers Rome, he is perhaps entitled to bear the arms of that city as part of his coat of arms (although he does not choose to do so).

In *Chivalry & Sorcery* any character whose father is a knight or noble may start out with a family coat of arms, upon which is the insignia of his sibling rank (cadency). Once the character has achieved his own position in the world--assuming he is not the first son and heir--he would wish to drop his cadet status and acquire his own coat of arms. At any rate, grants of arms would be made by the King to those who were the sons and daughters of a noble family, characters who distinguished themselves in war or tournaments, to those who were made members of an Order of Chivalry, and sometimes to a commoner who had distinguished himself in the service of the realm.

arms of "achievement" is the shield with its heraldic design. For knights and titled noblemen, the shield represents the battle arms actually worn into combat on shield and surcoat. It is known and recognized everywhere as surely as one's own name. One's son's and followers may also wear it emblazoned on their surcoats, again as identification that they are your men. Subsequent grants of arms may be achieved by winning further honours. Each grant of arms results in the following additions:

- 2nd = the Helm over the shield
- 3rd = the Mantling (a two-colour twisted band or device at the top of the helm)
- 4th = the Crest on top of the Helm
- 5th = the Motto
- 6th = the Supporters (animals or humans at each side of the shield)
- 7th = the Crown or Coronet
- 8th = the Princely Robe of State

Only Barons and higher ranking members of the feudal hierarchy may have the 7th Achievement, while the 8th is reserved for Dukes and Royalty.

Remember also that it wasn't until the late feudal period that costs of arms were under the firm control of the King and his College of Arms. In earlier times it was quite possible to meet your very own coat of arms on another's shield. In *Chivalry & Sorcery*, such a meeting between two characters would certainly give rise to a most unpleasant situation grievously in need of immediate resolution on the field of honor. In the early feudal period, a trial at arms would certainly decide the matter. Later on, in the period of High Chivalry, lengthy court battles might result instead. For instance, around 1350 or so, two Knights with very similar or identical arms would probably resort to official channels to settle the dispute. One might write a letter (with a small gift) requesting the local baron to declare his shield has precedence. Meanwhile, the second Knight might write a letter (with a more substantial gift) to the local Earl to reverse the baron's decision. But the first Knight will likely not take this passively, so he will write to the Seneshal of the Kingdom (with a very substantial gift enclosed) to reverse the Earl's decision. Of course, the second Knight, quite outraged, could appear in the Royal Court to pray that His Majesty intervene in the matter (a huge gift might also be in order). This could be a costly and nasty business.

Some very famous Knights also concealed their coats of arms and rode as 'blank shields'. In the Morte d'Arthur this was done to permit the Knight to indulge in hi-jinks he normally could not get away with, such as taking position at a ford or bridge and demanding that passing knights joust with them. This led to a very tragic contest between Balin and Balan, in which one knight killed his own brother because neither was identifiable. Alternately, some knights were targets of Feys (or Pays) who were infatuated with great knights and tried to ensnare them in deep enchantments to keep them close. Such knights took extra-ordinary pains to ride incognito as blank shields when undertaking a long journey through potentially dangerous lands.

'Blank Shields' also refers to knights without proper arms--sometimes used as an epithet of derision and contempt. It can also refer to a landless knight or one without any real reputation or family. Finally, it may refer to a knight in mercenary service--an honorable estate for a landless knight, by the way, as he was properly 'in service', even if he held no lands of his own or else was working for board, room, and some spending money. Note that the term 'blank shields' thus refers not so much to someone without a coat of arms, but rather to someone with-out a real station or reputation.

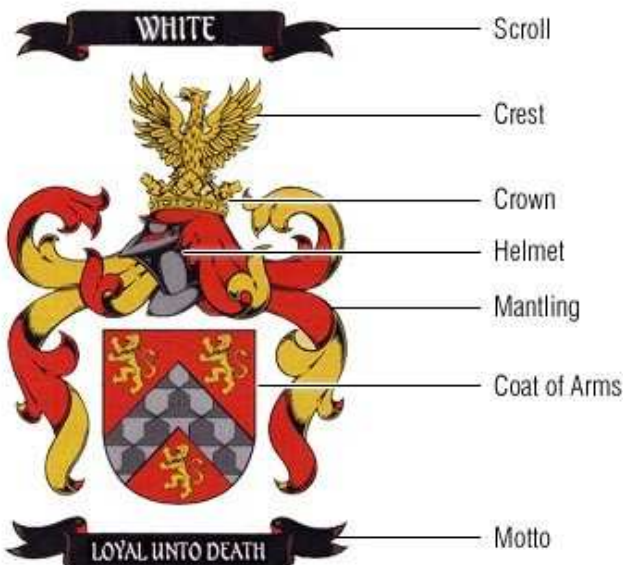
The first grant of arms received is the 'achievement'--the shield with its basic heraldic design. For Knights and titled Nobles the shield represents the actual arms worn into combat on shield and surcoat. It is a design that will be recognized everywhere as surely as one's own name. The same design, perhaps with some slight distinguishing modification, will also be emblazoned on the surcoats and shields of one's followers to serve as identification that they are their Lord's men--part of that branch of heraldry known as livery.

**Heraldry**

Heraldry is the profession, study, or art of creating, granting, and blazoning arms and ruling on questions of rank or protocol, as exercised by an officer of arms. To "blazon" arms means to describe them using the formal language of heraldry. This language has its own vocabulary and syntax, or rules governing word order, which becomes essential for comprehension when blazoning a complex coat of arms. The verb comes from the Middle English "blasoun," itself a derivative of the French "blason" meaning "shield." The blazon includes a description of the armorials contained within the escutcheon or shield, the crest, supporters where present, motto and other insignia. A thorough understanding of these rules is a key to the art of heraldry.

Heraldry is carefully circumscribed by strict rules governing the use of designs and colours:

1. Every coat of arms must be different from every other coat of arms.
2. There are only five colours (or tinctures), two metals



In *Chivalry & Sorcery*, both nobles and commoners alike may receive Honours and thus qualify for a grant of arms. The first grant of

and two furs used in heraldic designs:

Tinctures	Metals	Furs
Gules (red)	Or (gold, yellow)	Ermine
Purpre (purple)	Argent (silver, white)	Vair
Sable (black)		
Azure (blue)		
Sinople (green)		

- The natural colour of an object may also be used, such as the particular shade or hue of a tree.
- The MAIN RULE of Heraldry is "never put a metal on metal or a colour on colour." Thus, if you choose a Silver field for the basic background of the shield and desire to put a lion's head on it, that lion's head cannot be gold but must be a colour: eg.: red.
- Those wishing to design more elaborate arms may add the Furs, such as ermine. See a good text on Heraldry for their appearance and proper use.
- A character belonging to an Order of Knighthood may add the insignia of the Order to the arms in the center as a smaller shield. Honours given him by the Order are generally suspended as Badges below the coat of arms.

## The Symbolism of Heraldry



heraldic charges and colors have symbolic meanings and often reflect upon the character of their bearer or his family. While the relevance of a particular symbol is not always apparent to the casual observer, there is often a reason for the inclusion of each part of a noble's coat of arms.

Many of the tinctures and metals can have a direct significance: or often refers to nobility, gules denotes prowess, azur indicates loyalty, and purple is associated with generosity and largesse. Colors and metals can also have other, more obvious, meanings. A forester knight might have a sinople field while the royal treasurer might have a coat of arms consisting largely of argent.

Charges can have similar associations. In some cases these are straightforward. King Arthur bears three crowns on his shield to represent his nobility and royalty, while Sir Gawain bears a two-headed griffon perhaps as a reflection of his prodigious strength. The arms of knights often bear boars, birds, dragons and other mythical beasts. Even real animals were associated with virtues and vices, and were worked into charges for particular reasons. The stag often represented bravery and strength, the boar was associated with wealth and greed, the horse was a beast of war, the lion denoted courage and compassion, and the leopard was an evil beast of rage and violence.

The crest rests on top of a helmet which itself rests on the most important part of the achievement: the shield.

## Partitions of the Field



The expanse of the knight's shield is known as the field, as mentioned earlier. It is common for a large proportion of the field to be covered in a single color. In some situations it is helpful to consider the field to be divided into two equal halves, one left of the center (sinister), one right (dexter), as judged by an observer (not the bearer).

It is upon the field that the charge is placed. The most basic charges are developed from ordinaires, although a wide variety of other insignia are often used.

Although the field is often a single color, it is possible to divide it using some simple geometric shapes. It is usual to use a pair of colors, sometimes repeated. It is quite legal to use two tinctures or two metals in the partitions of a field, as the colors are not considered to be placed on one another. The following partitions are fairly common.

A field partitioned per Fess is divided in two by a horizontal line. When there are more than two partitions created, the field is said to be Barry.

A field partitioned per Bend is split in two by a diagonal line from the upper left to the lower right of the field. When a line from the upper right to lower left is used, the field is partitioned per Bend Sinister. If there are number of diagonal divisions the field is said to be Bendy, or Bendy Sinister.

A field divided into two equal parts by a vertical line is said to be partitioned per Pale. When a number of such divisions are used, the field is said to be Paly.

A field split in two by a wedge from the bottom is said to be partitioned per Chevron. A field with a number of such divisions is said to be Chevronny.

A field split into four by the intersection of a vertical and a horizontal line is said to be partitioned per Cross. Similarly, a field split by the intersection of two diagonal lines is said to be partitioned per Saltire.

Shield divisions and ordinaires make up the simplest arms, but the many variations of these were far from exhausted when knights began to add to their arms other devices known as common charges. Animals were displayed and many other beasts as well. During the Crusades, spectacular mythical monsters further increased the numbers of common charges. Inanimate objects and flowers and plants also

provide many armorial devices.

To marshal two or more coats of arms is to combine them in one shield, to express inheritance, claims to property, or the occupation of an office. This can be done in a number of ways, of which the simplest is impalement: dividing the field per pale and putting one whole coat in each half. Impalement replaced the earlier dimidiation - combining the dexter half of one coat with the sinister half of another - because dimidiation can create ambiguity between, for example, a bend and a chevron. "Dexter" (from Latin *dextra*, right) means to the right from the viewpoint of the bearer of the arms and "sinister" (from Latin *sinistra*, left) means to the left. The dexter side is considered the side of greatest honour.

Quarters are numbered from the dexter chief (the corner nearest to the right shoulder of a man standing behind the shield), proceeding across the top row, and then across the next row and so on. When three coats are quartered, the first is repeated as the fourth; when only two coats are quartered, the second is also repeated as the third. The quarters of a personal coat of arms correspond to the ancestors from whom the bearer has inherited arms, normally in the same sequence as if the pedigree were laid out with the father's father's ... father (to as many generations as necessary) on the extreme left and the mother's mother's ... mother on the extreme right. A few lineages have accumulated hundreds of quarters, though such a number is usually displayed only in documentary contexts.

## Ordinaires and Subordinaires



A standardized set of geometric shapes and patterns are commonly used as charges over the field. The usage of these shapes is strictly regulated. While certain variations of these Ordinaires are permitted, they are carefully governed by rules and terminology. A particular set of standard variations are known as Subordinaires. It is also possible to draw the Ordinaires in a number of special ways (with wavy edges, for example). These various options, and the terms associated with them, are described below.

- The Bend is a diagonal line running from the top left to the bottom right of the shield. A Bend which crosses the field from top right to bottom left is called a Bend Sinister. A bend which does not reach either corner of the shield is a Baton. Several Bends on a shield are called Bendlets.
- The Pale is a broad band running vertically through the center of the field and the Fess is a broad band running horizontally through the field. Both divide the shield into roughly three sections. Several horizontal lines are called Bars, and several vertical ones are called Pallets.
- The Chevron is an inverted v-shaped band which divides a shield into three sections. Several smaller such designs are Chevronels.
- The Pile is a solid, often fairly thin, wedge of color issuing from a given edge of the field (never the bottom if there is only a single pile). The point of the wedge does not quite reach the opposite side of the field. It is perfectly permissible to have a number of Piles, perhaps emanating from opposing edges of the field.
- The Cross is just as it sounds, two intersecting bands of the same color. There are many variations on the cross such as the Cross Tau, the Maltese Cross, the Passion Cross, and the Patriarchal Cross.
- The Lozenge is a diamond shape. When it is taller than it is wide it is commonly known as a Fusil, and when the center is hollow it is called a Mascle.
- A Roundel is the name given to a circle. When a hollow circlet is used, it is known as an Annulet.
- A Chief is a solid band of color which encompasses the top third of the shield.
- The Canton is a square (often containing a miniature of another coat of arms) which is found in the top left corner of the field. A similar device, in the shape of a miniature shield is called an Inescutcheon, and may be placed anywhere on the field.
- The Bordure is a band of color around the edge of the shield. A Bordure often carries other charges within it. A double border surrounding the true coat of arms is an Orle and several sequential, smaller borders comprise a Tressure.

## Variations



There are a number of ways in which these basic designs can be altered to create new charges. The changed ordinaires are called variations and almost always include the name of the original pattern in their new name.

If the edges of an ordinaire are not simple straight lines, but are instead composed of outward and inward curves, the design is called wavy. Common examples include bend wavy, and pale wavy.

Shapes drawn with large zigzags made with straight lines and sharp corners, are known to be dancette. If the edges are made of a smaller zigzag pattern utilizing jagged, triangular points, the design is said to be indented. Examples include pale indented, and fess dancette.

If the edge is crenelated, like the walls of a castle, the design is called embattled. If the crenelations are on both sides it is said to be counter embattled. For example a foss embattled or counter embattled.

If the edge of the design is emphasized with an extra line which follows the shape of the charge, forming a distinct border, the device is described as cottised. For example, a chevron cottised.

If the edge of the design is marked by a series of small semicircles it is described as invecked (if the circles face outward) or engrailed (if the circles face inward). For example, a pile engrailed.

If the edges are characterized by a series of mushroom-like projections then it is described as nebuly if the lines are soft and circular, or dovetailed if the lines are straight and the corners hard. For example, a chief nebuly.

### Crest & Helm



The crest is usually found on a wreath of twisted cloth and sometimes within a coronet. Crest-coronets are generally simpler than coronets of rank, but several specialized forms exist; for example, in Canada, descendants of the United Empire Loyal.

When the helm and crest are shown, they are usually accompanied by a mantling. This was originally a cloth worn over the back of the helmet as partial protection against heating by sunlight. The outer surface of the mantling is of the principal color in the shield and the inner surface is of the principal metal. The mantling is sometimes conventionally depicted with a ragged edge, as if damaged in combat, though the edges of most are simply decorated at the emblazoner's discretion.

Clergy often refrain from displaying a helm or crest in their heraldic achievements. Members of the clergy may display appropriate headwear. This often takes the form of a small crowned, wide brimmed hat called a galero with the colors and tassels denoting rank.

### Mottos



Many noble families adopted a motto in addition to a coat of arms. A well selected motto can provide a strong point of characterization and recognition for a character, as well as a powerful legacy for his heirs to strive to live up to.

A motto is usually a direct, but often poetic, statement of an identifying trait, belief, the motivation or intention of the armigerous person or corporation. Some are quite short ("Never Yield") while others are more expansive ("For the Glory of God and Everlasting Peace"). The key is that each is the statement of a creed that forms the foundation for an entire family line. It is best to focus on a single idea, or a two closely related ideas.

This can form a pun on the family name. Mottoes are generally changed at will and do not make up an integral part of the armorial achievement. Mottoes can typically be found on a scroll under the shield. A motto may be in any language.

### Creatures



Animals, both real and mythic, played an important heraldic role. The designer of the coat of arms needed to consider not only what animal was appropriate to the shield (for whatever reason) but in what position the animal was to be depicted.

It is not just animals which hold a mystical significance and give some indication of the arms-bearer's character. Objects and other symbols might also give some insight into the knight who earned the crest. It should be noted that it is only the original bearer who had the qualities implied by a crest. While his descendants may bear the same heraldic arms, there is no guarantee that they also bear the same admirable qualities.

A shield blazoned with a turret or tower might be carried by a knight who was duty-bound to defend an important pass or who demonstrated great fortitude in defensive battle. A shield depicting a silver goblet might be the crest of a chamberlain or a noble famous for his largesse. Other popular inanimate charges include ships for those who rule the seas, plants for those blessed with bountiful harvests, weapons for those with impressive martial skills, crowns for those with grand ambition, and crosses for those who uphold the virtues of the Christian faith.

As a general rule, the nuances of inanimate charges relate to aspects of the bearer's life, while the nuances of animal charges relate to aspects of his character.



Eagle Close



Eagle Rising



Eagle Displayed



Eagle Displayed with Wings Inverted



Two-Headed Eagle



Falcon



Falcon Belled & Jessed



Owl Guardant



Martlets



Martlet Volant



Cock



Popinjay (Parrot)



Raven or Crow



Heathcock or Moorcock



Dove



Heron



Dolphin Hauriant



Dolphins Naiant



Salmon Naiant



Salmon Hauriant



Phoenix



Dragon Rampant



Dragon Statant



Wyvern Statant



Cockatrice Statant



Gryphon Statant




Gryphon Passant



Gryphon Rampant






In heraldry, an attitude is the position in which an animal, fictional beast, mythical creature, human or human-like being is emblazoned as a charge, supporter or crest.

Many attitudes apply only to predatory beasts and are exemplified by the beast most frequently found in heraldry – the lion. Some other terms apply only to docile animals, such as the doe. Other attitudes describe the positions of birds, mostly exemplified by the bird most frequently found in heraldry – the eagle. The term naiant (swimming), however, is usually reserved for fish but may also apply to swans, ducks or geese.

Birds are often further described by the exact position of their wings. One attitude, segreant, is apparently reserved for mythical creatures, as this term is the approximation of rampant as it applies to winged quadrupeds such as griffins and dragons.

Additionally, there are positions applying to direction, to indicate variations from the presumed position of any charge. Animals and animal-like creatures are presumed to be shown in profile, facing dexter (the viewer's left), and humans and human-like beings are presumed to be shown affronté (facing the viewer), unless otherwise specified in the blazon.



Animals and animal-like creatures are presumed to be shown in profile, facing toward dexter, unless otherwise stated in the blazon. Humans and human-like beings are presumed to be shown affronté.

- To dexter or the viewer's left is the direction animals are presumed to face, so it is never specified, but may (rarely) be indicated of a human or human-like being.
- To sinister or contourné is said of an animal or being that is turned to face the viewer's right.

**Attitudes of beasts**

Many attitudes commonly met with in heraldic rolls apply specifically to predatory beasts, while others may be better suited to the docile animals. A lion or other beast may additionally be described in terms of the position of its head, differently coloured parts (such as teeth, claws, tongue, etc.), or by the shape or position of its tail. A beast may be "armed" (horns, teeth and claws), "langued" (tongue) or, rarely, "pizzled" (penis) of a tincture, while a stag may be "attired" (antlers) or "unguled" (hooves) of a tincture. A lion (or other beast) coward carries the tail between its hind legs. The tail also may be forked (queue fourchée) or doubled (double-queued).

**Affronté:** The animal or being that is turned to face toward the viewer. This is the presumed position of a human or human-like being, but may (rarely) be used among beasts.

**Regardant:** The animal with its head turned backward, as if looking over its shoulder.

**Dormant:** The animal is lying down and sleeping.

**Couchant:** The animal is lying down but the head is erect with eyes open and an alert expression.

**Passant:** The animal is depicted in profile in the act of walking, the dexter (right) forepaw raised, the other three on the ground.

**Stantant:** The animal is depicted in profile with all four paws on

the ground, the forepaws placed together.

**Salient:** The animal is depicted in profile in the act of springing, the two hind legs on the ground, the forepaws reaching out toward an enemy.

**Sejant:** The animal is depicted in profile seating on its haunches with its forepaws resting on the ground.

**Sejant Affronte:** The animal is depicted in profile seating on its haunches but its entire body is turned to face the spectator, its forepaws resting on the ground in front of the body.

**Rampant :** The animal is depicted in profile, erect and resting upon its sinister (left) hind paws.

**Erect :** The animal's body is erect, the front paws typically extended in a threatening manner.

**Guardant :** The animal is looking directly at the spectator.

**Attitudes of birds**

Some attitudes describe the positioning of birds. The eagle is so often found displayed in heraldry that this position came to be presumed of the eagle unless some other attitude is specified in the blazon. One peculiar attitude among birds, reserved only to the pelican, is the pelican in her piety (i.e. wings raised, piercing her own breast to feed her chicks in the nest). This symbol carries a particular religious meaning, and became so popular in heraldry that pelicans rarely exist in heraldry in any other position. A distinction is sometimes observed, however, between a pelican "vulning herself" (alone, piercing her breast) and "in her piety" (surrounded by and feeding her chicks).

Several terms refer to the particular position of the wings, rather than the attitude of the bird itself. A bird in nearly any attitude, except trussed, may have wings displayed, addorsed, elevated or inverted.

- Wings displayed are spread to the sides to fill the area of the field. Here, the bird's right wing is extended forward and its left wing extended rearward, turned so that the undersides of both wings are fully shown.
- Wings addorsed are raised as if about to take flight, so that only the top of the bird's right wing shows behind the fully displayed left wing.
- Wings elevated are raised with the wing tips pointing upward.
- Wings inverted are raised with the wing tips pointing downward.

**Displayed:** A bird displayed is shown affronté with its head turned to dexter and wings spread to the sides to fill the area of the field. This position is presumed of the eagle, and the symbolic use of eagles in this position was well established even before the development of heraldry, going back to Charlemagne. [

**Rising:** A bird rising or rousant faces dexter with its head upturned and wings raised, as if about to take flight. A bird rising may have its wings described as either displayed or addorsed, and the wings may be further described as elevated or inverted.

**Volant:** A bird volant faces dexter with its wings spread in flight.

**Trussed:** A bird trussed, close, or perched is at rest with its wings folded.

**Vigilant:** A stork, crane or the like standing on one leg may be called vigilant or in its vigilance.

**Other attitudes**

Few attitudes are reserved to the rarer classes of creatures, but these include segreant, a term which can only apply to winged quadrupeds; naiant and hauriant, terms applying principally to fish; glissant and nowed, terms applying to serpents. Serpents also sometimes appear in a circular form, biting their own tail, but this symbol, called an Ouroboros, was imported ready-made into heraldry, and so it needs no term of attitude to describe it.

**Segreant:** A creature segreant has both forelegs raised in the air, as a beast rampant, with wings elevated and addorsed. This term is reserved to winged quadrupeds (i.e. griffins and dragons).

**Combatant or Respectant:** Creatures combatant are shown in profile facing each other in the rampant or segreant position, always paired and never appearing singly. Nearly any creature can be rendered combatant, although this term is usually applied to predatory beasts and mythical creatures; herbivorous animals in such a position are typically blazoned as respectant.

**Addorsed:** Creatures or objects addorsed or endorsed are shown facing away from each other. As with combatant, charges addorsed can only appear in pairs. One also frequently finds keys addorsed (placed in parallel, wards facing outward).

**Naiant:** An animal or creature naiant is swimming. This term is typically applied to fish (when shown in a horizontal position), but may also apply to other sea creatures and, occasionally, water fowl (i.e. swans, ducks or geese). A dolphin blazoned as naiant is always shown as embowed, unlike any other sea creature or monster, even though the blazon may not specify this.

**Hauriant:** A fish, dolphin, or other sea creature hauriant is in a vertical position with its head up.

**Glissant:** A serpent glissant is gliding horizontally in an undulant posture.

Nowed: Serpents, and the tails of other beasts and monsters, may be nowed or knotted.

### Inheritance of Arms

One of the most important functions of a noble coat of arms is what it tells an observer about the prominence, wealth and peerage of the knight who bears it. A knight's Honour provides an indication of how well known his exploits are, but in some cases his coat of arms provides an equally important picture. All skilled Herald's can tell the lineage of a knight by looking at his shield because they spend a considerable proportion of their time memorizing the arms of the noble families. It is part of their job that they be able to make a reason-able guess as to the family line of any knight, based upon the elements of his arms. Many shields, however, reveal information about the family which even a relative beginner can determine, including marriages, parentage and inheritance.

The heraldic process which governs the inheritance of arms and the design of inherited arms is called Marshalling. Parental shields are modified according to special rules when creating the heraldic designs used by their heirs. Similarly, when two nobles marry, their crests can be combined to form a new family crest. These merges produce shields divided in half vertically or split into four quarters.

### Marriages

When the arms of two noble families are merged it is possible to form the new arms by splitting the shield in two vertically and placing the arms of the two lines on either side. This process is known as Impaling. An ancient version of this process, called Dimidiation, where the left portion of one coat and the right portion of the other are merged, is seen infrequently.

When the arms of more than two families are to be merged one must use the process of Quartering. The shield is split into four and the arms of the families are each placed into one or more quarters. It is common for the arms of the most significant family to be placed in the top left (sinister chief) and bottom right (dexter base) of the new coat of arms. Arms with have been quartered in this way can theoretically be quartered again and again as families are joined, but a practical limit for a *Chivalry & Sorcery* campaign is probably eight arms on any one shield.

### The Arms of Sons and Daughters

A special set of rules is used to distinguish the arms of the sons of a noble. The legitimacy of a son, as well as his order of birth, is indicated using special heraldic symbols. These symbols, called marks of cadency, are added to the family crest.

The most common mark of cadency, used to denote the eldest son, is the Turnierkragen, a horizontal bar with three descending flanges. This symbol is placed across the top part of the father's crest to make the arms borne by the eldest, and inheriting, son. The second son also carries arms based upon his father's, but in his case a small crescent is used to indicate his place in the line. The third son bears a star, and the fourth a small bird.

When a son dies the next eldest legitimate son adopts his arms and position, and each son advances one place in the chain of inheritance. If all legitimate sons are dead the eldest illegitimate son becomes the heir, and adopts the arms as well.

Until a son has distinguished himself sufficiently to warrant receiving his coat of arms, he uses the arms of his father with a Mark of Cadency. In game terms it is reasonable for a character to design his own coat of arms when he achieves more glory than his father possesses. For many knights this stage of their development will be reached when they are granted land of their own. Obviously, the knight may retain his father's arms if he wishes, either continuing to use them as his own, or by placing them in inescutcheon on his new shield, a common practice. Upon the death of his father, the eldest son becomes head of the line and removes his mark of cadet status.



**Key:**


<b>1st Son:</b>	Label (Heir)	<b>6th Son:</b>	Fleur-de-Lis
<b>2nd Son:</b>	Crescent	<b>7th Son:</b>	Rose
<b>3rd Son:</b>	Molet	<b>8th Son:</b>	Cross Moline
<b>4th Son:</b>	Martlet	<b>9th Son:</b>	Octofoil
<b>5th Son:</b>	Annulet		

Illegitimate sons use different marks of cadency to indicate their links to their father's noble line. A baton sinister or a bordure are often used to indicate an illegitimate son. The rules for such markings are, perhaps understandably, less rigidly defined than those for legitimate offspring.


Daughters are treated similarly, and are permitted to display the arms of their family with the corresponding marks of cadency. It is most common for a daughter to adopt the arms of her husband, unless the link between the two families of particular importance, or her family is significantly more influential, in which cases her arms are merged with those of her husband as described above.



COAT OF ARMS OF A BURGER, ESQUIRE, OR GENTLEMAN



COAT OF ARMS OF A NOBLE KNIGHT OR BANERETTE

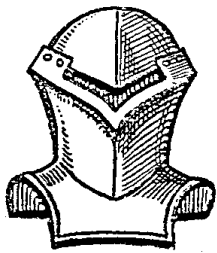


COAT OF ARMS OF THE NOBLESSE DE RACE OR HIGH NOBILITY

These arms are those of the knight of the Rose, the Royal Champion.

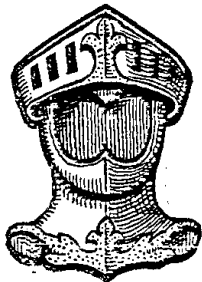
The tilting helmet is used for the coat of arms of a Burger, common Esquire, or Gentleman. Turned to Dexter, in *Chivalry & Sorcery*, the helmet marks a Royal Honour and the grant of one Royal Favour

during each year. Only the head of the household may display the helmet of the coat of arms; his sons may only display the shield of the coat of arms.

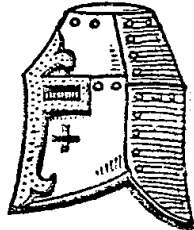


The visored helm is used for the coat of arms of a Baronet or for a Knight-Bachelor.

The barred helm is reserved for "noble" arms, and may be used full face, half-profile, and profile. One must be of noble blood to display it.



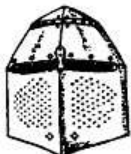
The pot helm is used for the coat of arms of the Noblesse de Race or nobles possessing noble blood on both the parents sides, or nobles raised to titled rank in the feudal hierarchy. Only the head of the family and the first son may display it full front; others must use it in half-profile on their arms to distinguish their rank.




Not only Knights and Nobles are entitled to a coat of arms. Burgers (townsmen), Esquires of commoner origins, and Gentlemen (Yeoman Freeholders of Petit Sergeant rank) may also bear arms. In the case of an Esquire or Petit Sergeant, a grant of arms is automatic upon assumption of feudal rank. Burgers of the towns--almost always Guildsmen--attain the rank of Burger-at-Arms upon holding public office in the town or by receiving a grant of Burger Arms from the King. Usually, such grants of arms will bear the "House Mark" of the Burger family, which it long used as a commercial mark of identification.



Early Pothelm



Pot Helmets



Visored Bascinet



Tilting Helms



The Guilds also have coats of arms. Any Guildsman of Journeyman or Master rank may display the Arms of the Guild they belong to as a sign to clients.



### Arms for a Knight

It is wise to consider a coat of arms a layer at a time. By keeping the ideas simple at each step it is easy to use the large number of options creatively, rather than being limited by them.

The field is the basis of all shields. Before placing any charge on a shield the field should be established.

Will it be partitioned? If so what sort of partitioning is to be used? Are the lines of partition to be varied? What colors are to be used? The simplest of all designs are those with a field of a single color, or with a partitioned field of two colors.

Once the field is determined it is possible to decide upon any other elements to be used. A simple ordinaire can be quite effective, especially if its border is varied. More complex charges are often permit a more ostentatious display of personality. Be aware of the context of the campaign when deciding upon these elements; it may be inappropriate to create a complicated coat of arms in the early periods, for example.

It is wise to avoid cluttering a shield with too many symbols. A single shape, perhaps repeated a number of times, is often more effective than a number of competing elements. Keep in mind that a design may have to fit into a small space when impaled or quartered in the future.

Once the elements of the arms are selected, their colors must be determined. The laws of heraldry prohibit placing a metal on a metal or a tincture on a tincture. At times it can be difficult to avoid breaking those laws. It may be possible to alter the colors used in the field to make a shield legal, but ultimately it is always possible to break the rules if a design warrants, and the GameMaster permits.

When creating arms for related knights it is often possible to use similar structures or colors schemes to make the links more obvious. Vassals often adopt a simple variation of their liege's arms, if they are granted permission, or use his colors in their arms. Brothers might have shields that use a common charge or differing charges in the same pattern. In this way the arms of a character can be used to indicate those he holds in high esteem.

### The Herald

Originally the role of the herald was a purely military one. Heralds were the messengers within, and between, the armies. During the flowering of chivalry, the role of the herald becomes much more complicated and sophisticated.

Heralds are the registrars of knighthood. They are experts in all matters of chivalry and heraldry. Heralds officiate at both knightings on the eve of battle, recording the name of the new knight in their lists, and at tournaments, maintaining rolls which record which knights attend and who is victorious. Heralds are the keepers and the makers of the rules of heraldry. They determine how coats of arms are inherited and who may bear them. Heralds prevent two knights from accidentally bearing the same crest, and keep lists which identify all the knights of the realm and their shields.

There is still an important role in war for the herald, as lists of prisoners and the fallen must be kept and the value of ransoms and exchanges determined. Knightly armies are always attended by several heralds to carry messages to the enemy, to arrange parley, or to count the dead after the battle has concluded.

A herald is similar to an adventurer when it comes to overall experience, and in his own way he can be far more dangerous. Having a good memory and voice are important for this job, as well as being able to read and write. In a sense, the herald is the King's Public Relations Officer. His job description is something like the following:

1. Reading important public announcements to the populace--which may prove dangerous when one considers how unpopular some measures may be with the general population.
2. Arranging public ceremonies, tournaments, and the like.
3. Serving as an official secretary to His Majesty.
4. Acting as an official witness and record-keeper on all matters chivalric. For instance, heralds kept records on

who was knighted and by whom, date of knighthood, etc., for each district.

5. Acting as military historian and war 'correspondent' during important campaigns. Heralds would take station on a nearby hillside or other vantage point to oversee the battle, making mental notes on who was brave or cowardly on the field. A report would be dispatched to the King. On some occasions, the heralds would also travel a circuit around the country to tell the war news to the populace. Of course, this function might also be performed by minstrels or mummers who would sing of the events of the wars.
6. Acting as the feudal equivalent of the Red Cross in its protective function as arbiter/referee of the Geneva Convention. Wars were supposed to be fought according to the Code of Chivalry, and heralds were allowed to visit enemy camps to see the prisoners of war and, without escort, to speak with them in private. The herald could verify the noble status of any prisoner who wished to be treated according to his rank. (He would also keep silent when a prisoner didn't want his real identity revealed, for fear of reprisal in situations where a lot of bad blood lay between the prisoner and his captors—if they knew his identity). Of course, the herald would arrange for the transfer of ransoms, etc.
7. Acting as authorities on matters of honor and chivalric custom. The herald would, for example, stand next to his Lord's banner and, if his Lord had lost the battle, it was the herald's duty to see that the banner was surrendered to the 'proper' personages. The herald is expected to deliver messages to the enemy camp and to arrange for parleys. While inside the enemy camp, the herald was duty-bound not to take note of the enemy defenses or preparations, numbers of troops, etc. If he did see anything of import, he was honor bound not to speak of it. After a battle, the heralds would count casualties and even declare who had 'won' or 'lost' the engagement when the outcome was unclear. At the height of the chivalric period, the heralds would also negotiate the site upon which a battle would be fought, the time it would start, etc. This was an interesting economic measure often adopted to prevent unnecessary destruction of property—castles, villages, crops, etc. At times, 'war' resembled a scheduled sporting event as far as the nobility were concerned.
8. Finally, and perhaps most significant, the herald will not, in the name of honor, bear arms or wear armor besides a chainmail shirt under his tabard (surcoat). He is essentially a non-combatant, and his personal safety was almost always respected because his services were essential to a properly run feudal military campaign. The herald wears the bright and colorful arms of his Lord, who is not necessarily the King. It was a universal convention of feudal warfare that the heralds would be unmolested throughout a battle, and his bright costume marked him clearly as a 'no hit' target. Nevertheless, accidents could happen, and his hidden chainmail served to protect him from stray arrows.

A herald enjoyed the confidence of his Lord, and this could make him an object of envy and suspicion. Knights might wonder if their 'valiant' deeds had been witnessed and properly recorded. Others might wonder if the Lord's/King's decisions are being unduly influenced by the herald(s) who stand close to his side. Any why, still others would ask, should a man who is not a fighter be given a title and lands for having a glib tongue and a good memory? And, in his role as the diplomatic representative of his Lord in the land of his enemies, the herald could easily be suspected of spying—no matter what honor demanded. It could prove a very dangerous job when bad news had to be delivered or an implacable demand was to be made in the name of the herald's lord. No one likes bad news or harsh ultimatums, and heralds sometimes died for it, no matter if the Code called for the inviolability of their persons.

In *Chivalry & Sorcery*, the herald is armed and able to use weapons when not acting officially in his heraldic capacity. He could also be allowed to wear full armor.

Next, a herald may be given the potentially hazardous mission of travelling across the land to the various towns and villages to publish (read) an unpopular decree—such as a massive in-come-increase in taxes. That there is a portion of the countryside which is especially dangerous to travel over at any time could add to the general adventurousness of the situation.

Alternately, one's Lord might decide he no longer wishes to be a vassal of the King and is going to declare for a rival. Honor unfortunately demands a formal declaration of war. The herald and his escort must ride across a hostile region into the very heart of the King's power and, in the central square of the capital, sound their trumpets and read the declaration of war. The popularity of the herald and his escort will likely not be too high with His Majesty when he hears of this 'presumption', so the herald should post his proclamation on the main doors of the nearest public building and then lead a quick retirement to his Lord—who is now probably well on his way to the capital at the head of his army.

In *Chivalry & Sorcery*, the social monsters would also be quite inclined to go along with the Code—respecting the herald as the representative of the other side in any parleys. If the monsters are treated as thinking individuals in their own right, they would recognize the necessity of having to negotiate or, at least, to exchange demands and threats. An embassy to the court of the Goblin King could prove to be a very 'interesting' mission for the herald and his companions.

**Orders**

With the Chivalric Orders comes an exalted form of Knighthood, and much honour flows from membership in an Order. The Chivalric Orders were the creations of Kings and Princes who exploited the nobility's thirst for grandeur and status while promoting the Chivalric idea and forming an elite of the great nobles who would be bound by express devotion to the person of the sovereign.

Each Order is divided into three classes, over which stands the Grand Master of the Order. The highest rank in the Order below the Grand Master is that of the Knights-Commander. Next are the Knights-Companion, and last are the Knights of the Order. In each Order there are 1 Grand Master, 5 Knights-Commander, 10 Knights-Companion, and 32 Knights of the Order.

When a person belonged to more than one Order of Chivalry, the Badge of the Principal Order was centered (1), with the other Badges being ranged Dexter (2) and Sinister (3) according to seniority. If only two Badges were displayed, the Badge of the Principal Order should be placed to the Dexter.

The Chivalric Order of The Most Gallant Companions of The Golden Spear



As the Principal Order of the Realm, the Order of the Golden Spear is headed by the King. Knights-Commander must be of Marquis rank or higher; while Knights-Companion are Barons or higher, and Knights are Landed Chivalry of noble blood.

To enter the Order, one must be of noble blood and of landed status. A vacancy must be open and, until all offices are filled by players, a 10% chance exists per level. The aspirant must have performed some great deed or some very important service to the Crown. The King will also be exceedingly careful to appoint only those men whom he trusts and knows to be utterly loyal to him. The King can be influenced to admit the aspirant, but only through the intervention of a friend in the Order.

Strictly speaking, the Order is not a fighting order. Rather, it recognises the "most noble and gentleborn in the realm". Nevertheless, as might be expected, a good number of its members are among the most loyal and trusted fighting men in the land. Members of this most gallant Order enjoy the special privilege of access to His Royal Majesty and rest well within the royal favour.

Effectively, the Order serves as a body of advisors whom the King can consult unofficially and privately on matters of public policy. It also functions as a private and highly exclusive "club" of the King's close friends. Needless to say, members enjoy a very special status in society because of their close association and personal bonds of friendship with the King.

Grand Master:	King's status
Seneshal:	+6 status points
Knight-Commander:	+5 status points
Knight-Companion:	+4 status points
Knight:	+3 status points

The Most Gentle Order of The Black Horse



The Order of the Black Horse is the personal Order of the Queen, and her Grand Master is the Commander of the Queen's Guard. The Order is a most exclusive one, for members must be of noble blood, above average in comeliness and either charisma or bardic voice, and eager to champion a lady. To qualify for membership, a Knight must have rescued a fair damsel in distress and also have championed a lady in a tournament, bringing her honour by gallant feats of arms.

Grand Master:	+5 status points
Seneshal:	+4 status points
Knight-Commander:	+3 status points
Knight-Companion:	+2 status points
Knights-Errant:	+1 status points

As for other Orders, vacancy is at 10% per level and all aspirants must work their way up in the order, with the Knight having the

most honours for prowess in tournaments having the seniority to move upward to the next rank. The Queen herself chooses all members of her personal Order, and she may be influenced only by a friend in the order. Queen's favour granted 1 per level.

An aspirant may attempt to influence the Queen when seeking membership, but not directly - only through a friend in the Order.

The Most Honourable Order of The Golden Star



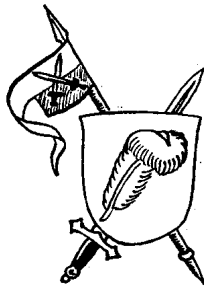
The Order of the Golden Star is open only to members of the Royal Government and Bureaucracy. It is lead by the Chancellor of the Realm, and he as Grand Master chooses all those who will be honoured for membership. Vacancy is at 10% per level, and all aspirants must influence the Grand Master only through a friend in the Order.

The Order of the Golden Star is a political faction and its membership may change drastically if the Chancellor is removed from office or dies. However, all former members (they may be supplanted by new appointees when a new Chancellor takes over) retain their status in society and may display the arms of the Order.

Grand Master:	Chancellor's status
Seneshal:	+4 status points
Knight-Commander:	+3 status points
Knight-Companion:	+2 status points
Knight:	+1 status points

Knights and Knights-Companion may be drawn from the commons serving in the Royal Bureaucracy, and commoners influencing the Grand Master are recommended for Baronetcy by the Chancellor. Membership in the Order carries with it a Royal Favour each year which will always be granted by the King.

The Most Chivalric Order of The Silver Plume



The Order of the Silver Plume is the personal Order of the Crown Prince of the Realm and, as a consequence, it is an avowed political faction. Members are declared supporters of his claim to the Throne and have staked their ambitions on a hope that he will become King (at which time his personal supporters will achieve great power and honours). However, because the Prince runs the monthly risk of Royal Displeasure 10% of the time, his supporters will share in that risk.

To enter the Order, one must be a landed Knight or Baronet or higher. A vacancy must be open, and until all offices are filled by players, a 10% chance exists per level. The Crown Prince must approve all aspirants to the Order, and a player may influence him only through a friend in the Order, or else must attempt to influence the Crown Prince alone.


The Order is not, on the surface, a Fighting Order, but it is potentially the leadership of an army of revolt or a government.

Grand Master:	Prince's status
Seneshal:	+5 status points
Knight-Commander:	+4 status points
Knight-Companion:	+3 status points
Knight:	+2 status points

As such time as the Crown Prince becomes a player-character, he may refuse to admit an applicant 75% of the time, if he chooses, even if he has been influenced. After all, this is a political faction, and he has to be choosy about the men in the inner circle of his political organization.

The Order is not, on the surface, a fighting order. However, it is the potential leadership of an army of revolt or a government. The Order is a hotbed of politics, a faction largely of young men chafing at the power and control held by their elders and eager to have their turn. Any player character wishing to join had better be a staunch and avowed supporter of the Prince. If he has incurred the displeasure of an elder, like his noble father, or of some great lord, his chances of being accepted improve considerably. If the King disapproves of him, he has the best chance of all at being accepted!

The Most Loyal Chivalric Order of The Knight-Defenders of The Bridge



The Order of the Knight-Defenders of the Bridge is the military "general staff" of the Realm, the commanders and sub-commanders of the Royal Army in the field. Membership is restricted severely to Constables of Royal Castles and the Commander of the Royal Guard (Knight-Commanders); Commanders of Mercenary Companies (Knight-Companions); and all Knights-Errent in Royal Service or Knights-Commander of Baronial Companies. In addition, members must have conducted a successful Pas des Armes at some bridge at least once in their careers to qualify for membership.

The Grand Master is invariably the Marshal of the Realm, who has charge of raising and often leading the royal armed forces. Knight-Commanders include the King's Champion, Commander of the Royal Guard, or a Constable of a Royal Castle. Knight-Companions are the most trusted and heroic friends of the King. Knights of the Order are trusted, well-tested vassal Knights and Knights Errant owing direct homage and fealty to the King.

The Order is a Fighting Order, plain and simple.

Grand Master:	Marshal's status
Seneshal:	+5 status points
Knight-Commander:	+4 status points
Knight-Companion:	+3 status points
Knight:	+2 status points

The Most Loyal Order of The Grand Sergeants of The Throne Room



The Grand Sergeants of the Realm represent both the greatest nobility in the land and also the most influential of the commons. The distinction is made in the device in the Dexter Fess of the coat of arms. A commoner places a hand, palm outward, in the arms of Grand Sergeantry; while a Knight or Noble places his own arms in that position.

The Grand Master of the Order is the Lord High Chamberlain of the Realm, who is in charge of the Throne Room and the Palace. All the Dukes of the Realm are the Knights-Commander. Higher Bureaucrats (Chancellor of the Realm, Chancellor of the Exchequer, Treasurer of the Realm, Marshal of the Realm, Captain of the Royal Guard, the Champion of the Crown, Chief Constable of the Realm) are the Knights-Companion, as are all the tenants-in-chief (Earls, Counts, and Marquises). Knights of the Throne Room are all commoners elevated to the hereditary rank of Baronet.

The Grand Master of the Throne Room receives +5 status points in his official capacity. All others are considered to be in Royal Favour. Unlike the other Royal Orders, the Grand Sergeants do not owe their "brothers" any special consideration in the matter of influence, for they are composed of all the political factions and Chivalric Orders in the Realm.

In addition, appointment of commoners to the Order is made by the King, but the Grand Master or the Lord High Chancellor may also make recommendations (ie: bring influence on behalf of a character with 90% surety of success). Commoners qualify for Grand Sergeantry by winning 10 honours in the service of the Crown.

Grand Master:	Chamberlain's status
Seneshal:	Chancellor's status
Knight-Commander:	+3 status points
Knight-Companion:	+2 status points
Knight:	+1 status points

The Most Chivalric Order of The Star

To enter the Order, only success on the battlefield counted towards a member's merit, not success in tournaments. By its statutes, members also received a small payment and the order provided housing in retirement. They were sworn not to turn their back on the enemy or retreat more than four steps.

The badge of the order was a collar with a white star on red enamel; the device Monstrant regibus astra viam ("the star[s] show the way to kings"). The Order's garb consisted in red robes lined with vair bearing eight-pointed black stars set with various gemstones worn on the upper left side of the mantle. The exact size of this star and the number and value of the gemstones with which it was set varied according to the knight's rank. The insignia also included a gold ring of which the bezel was circular, enamelled red

with an eight-pointed star in white enamel at its center and extending the diameter of the bezel, while the motto of the Order was inscribed on the outside of the ring around this bezel.

The Order also had a red banner sprinkled with white eight-pointed stars and bearing an image of the Virgin at its center.

#### The Most Noble Order of the Thistle

The Order is an order of chivalry which consists of the King and sixteen Knights and Ladies, as well as certain "Extra Knights" (members of the Royal Family) and do not count towards the sixteen-member limit. The King alone grants membership of the Order.

The Order's primary emblem is the thistle and the motto is *Nemo me impune lacessit* (Latin: "No one provokes me with impunity"). The mantle is a green robe worn over their suits or military uniforms. The mantle is lined with white taffeta; it is tied with green and gold tassels. On the left shoulder of the mantle, the star of the Order is depicted.

Knights and Ladies of the Thistle are assigned positions in the order of precedence, ranking above all others of knightly rank, and above baronets. Wives, sons, daughters and daughters-in-law of Knights of the Thistle also feature on the order of precedence; relatives of Ladies of the Thistle, however, are not assigned any special precedence.

Knights and Ladies may encircle their arms with the cirlet (a green circle bearing the Order's motto) and the collar of the Order; the former is shown either outside or on top of the latter. The badge is depicted suspended from the collar. Knights and Ladies are also entitled to receive heraldic supporters.

## Baronial Orders

**I**n addition to the Royal Orders of Chivalry, a great tenant-in-chief (Earl, Count, Marquis, or Duke) may form his own personal Order of Chivalry, in which he will enroll his chief vassals and mightiest Knights. Such Orders are essentially Fighting Orders of Chivalry, for the members are also the leaders and the most respected warriors. The Noble Orders must also be considered as political factions because the nobility regards military power as the first step to political ambition. Depending upon the alliances made by the tenant-in-chief, members of his Order may find themselves allied or opposed to other factions.

Membership in a Noble Order is won by influencing the Lord on a one-to-one basis or by invitation (feudal honour flowing from one's Lord). The aspirant must be a Landed Knight or Baron in the service of the tenant-in-chief (that is, he must have sworn fealty directly to the Grand Master—prior to application). If a non-player character, the tenant-in-chief accepts as influenced, and no disfavour comes with failure to qualify. A player-character, has the absolute right of refusal, however, as political intrigues give him the right to choose his closest friends. Until the positions are filled, openings exist on 25%.

Status acquired by membership in a Noble Order is a function of the tenant-in-chief's status in society and also the area in which that status is exercised. In the broad demesne of the tenant-in-chief, and when dealing with his vassals and subjects everywhere, the following status applies:

Grand Master:	+20 for influence downward
Knights-Companion:	+10 for influence on non-members
Knights-Commander:	+7 for influence on non-members
Knights:	+5 for influence on non-members

When dealing with all others in the society (except enemies and rival political factions), the following status applies:

Grand Master is an Earl:	+1
Grand Master is a Count:	+2
Grand Master is a Marquis:	+3
Grand Master is a Duke:	+4

Membership in a Noble Faction carries with it the absolute duty to support the Grand Master in all things political and military even to rebellion against the King. Failure to give such support when requested could lead to dishonour among the other members of the Noble Order, and general disgrace in society as a whole. Needless to say, any character foolish enough to betray his Lord and Grand Master would find a proliferation of challenges coming his way from every sworn man in the service of his Lord.

#### The Order of the Dragon



The Order of the Dragon (lat. Societas Draconistrarum) is a monarchical chivalric order for selected nobility. Its statutes, written in Latin, call it a society (societas) whose members carry the signum draconis. It adopts St. George as its patron saint, whose legendary defeat of a dragon is used as a symbol for the military and religious ethos of the order. The prologue to the statutes reports that the society was created:

"in company with the prelates, barons, and magnates of our kingdom, whom we invite to participate with us in this party, by reason of the sign and effigy of our pure inclination and intention to crush the pernicious deeds of the same perfidious Enemy, and of the followers of the ancient Dragon, and (as one would expect) of the pagan knights, schismatics, and other nations of the Orthodox faith, and those envious of the Cross of Christ, and of our kingdoms, and of his holy and saving religion of faith, under the banner of the triumphant Cross of Christ ..."

The members were to swear loyalty to the king, queen and their future sons and to protect the royal interests. In return for their services, the nobles could expect to enjoy royal protection, honours and offices.

Members of the order, known as "Draconists", are referred to in the statutes as barons. The Order of the Dragon had two degrees. The first one had 24 members which were allowed to wear as the Order's emblem both the dragon and the cross. The second degree had a large amount of members, and its symbol was only the dragon.

## Clerical Fighting Orders



A military order is a Christian society of knights that was founded for crusading, i.e. propagating or defending the faith, either in the Holy Land or pagans. The principal feature of the military order is the combination of military and religious ways of life. Some of them, like the Knights of St John (Hospitaller) and the Knights of Saint Thomas, also cared for the sick and poor. However, they were not purely male institutions, as nuns could attach themselves as convents of the orders. One significant feature of the military orders is that clerical brothers could be, and indeed often were, subordinate to non-ordained brethren.

Due to the Fighting Order's religious background, its members tended to isolate themselves from the rest of Chivalry. They would take part only in the most important tournaments, and then only with permission. Such Knights were not interested in paying court to ladies or achieving money or honour for its own sake, only for the sake of the Order.

## Fighting Orders Organization

**The Grand Master** enjoyed wide powers over the affairs of the Order. The Grand Master of a great Crusading Order enjoyed a status comparable to that of a sovereign prince. He was answerable only to the head of the Church and to his Brothers. Nonetheless, all of the important decisions had to be backed by the Grand Chapter of the Order, which consisted of the high officers in council.

**The Seneschal** was the High Steward of the Order and second in command to the Grand Master and was sometimes called a Grand Commander. He is a man of great power and influence, comparable to a Duke in secular society! In peace, the Seneschal administered all the lands belonging to the chapter house. In war, he handled the movement of the men, the pack trains, the food procurement, and other issues of moving an army.

**The Turcopolier** was the third in line militarily. He was in command of the light cavalry and the Sergeant brothers.

**The Marshal** was responsible for the direction of military affairs and the hiring of mercenaries. The position of Marshal was a very important one on the battlefield: The Marshal was in charge of all arms, as well as all horses. He was very much a military man, and a Master would usually consult with him, as well as the Seneschal and the Turcopolier, before making any final decisions on tactics. His position is a little inferior to that of a Seneschal and compares to the status of a Marquis.

**The Under-Marshal** was the first officer under the marshal, the Under-Marshal was in charge of the lesser equipment, bridles, padding for saddles, barrels of water, and other supply problems. He held a very important position in battle, because he held the piebald banner, a flag at the head of all, to keep stragglers together.

**The Standard Bearer** (also called the Confanonier) was in charge of the squires. He was their paymaster, their disciplinarian, and the man who checked over their very important work of keeping the knights' horses and weapons in good order. He didn't actually "bear the standard" in battle – he marched in front of the banner and led his marching column.

**The knight** was the backbone of the battlefield. Knights were the equivalent of the cavalry. A small force of knights was very powerful, skilled in warfare, clad in armor, able to take on a large number of foot soldiers. Only a man whose father and grandfather both had been knights could become one, and if he were caught lying about his lineage, the penalty was severe. No bastard (illegitimate) son could be a knight.

**The Sergeant** was a light cavalry officer, the chief support officer for the knight. Sergeants are usually from a lower social class than the more noble knights.

**The Treasurer's** duties are clear – this was the guy who kept the books.

**The Draper** was in charge of all the clothing and bed linen of everyone in the Order. He also had the power to oversee everyone of every rank, and to chastise them if their clothing was not proper for their position, or if anything decorated it, such as a collar of fur on a knight's white robe or mantle. The Draper was sort of like the fashion police.

**Squires** were the young men who, just like in the movies, were there to assist the knight in any way possible, from polishing his weapons to feeding his horses. The difference for a Warrior Monk Squire is that this was often a hired position, especially in the first hundred years of the Order. It was only later that many Squires were there specifically to test themselves and their mettle, and to climb to the order of knight.

**Lay Servants** could run the gamut, from masons brought in to do building or repair work, to personal servants, to an officer. The hierarchical statutes of the Fighting Order Rule laid out precisely how many of such servants each officer was allowed to have. For a Warrior Monk to have too many would be a sin of pride.

**Chaplain brothers** are one of the most important positions within a commandery. The duty came with many delicate layers of meaning underneath. He was sort of the internal priest for the Order. He had the power to hear confessions and to give absolution for sins. In fact, Warrior Monks were forbidden to say their confession to anyone else without a papal dispensation, which simply means special permission from the pope. This is a very important point, because in effect, what the pope did was to make the Fighting Orders spiritually, as well as politically, independent from the rest of the Church. They were not answerable to local clerics or bishops, but only to the pope.

Advancement in the Order was controlled by the votes of the Ordinary or Grand Chapters, on the nomination by a Commander. Thus advancement is a matter of having sufficient influence. However, advancement is also a matter requiring proficiency so minimum standards must be met to be recommended.

- Knight-Commander: must be Level 8; 50% chance of election by Chapter.
- House Master: must be level 9; recommendation by Knight-Commander 50% election.
- Provincial Commander and Confanonier: must be level 10; recommended by 3 House Masters; 40% election probability in each of the Houses of the Province. Majority = election.
- Under-Marshall: must be level 11; recommended by 3 Provincial Commanders; 35% election probability in Grand Chapter of the Order.
- Marshal: must be level 12; recommended by 3 Provincial Commanders; 30% election probability in Grand Chapter of the Order.
- Seneschal: must be level 13; recommended by Marshal and 3 Provincial Commanders; 20% election probability in Grand Chapter of the Order.
- Turcopolier: must be level 14; recommended by Marshal and Seneschal; 20% election probability in Grand Chapter of the Order.
- Grand Master: must be level 15; recommended by Marshal and Seneschal; 20% election probability in Grand Chapter of the Order. 1% election advantage is gained for each honour won for the Order.

Unless filled by a player-character, positions are vacant starting at base of 40% for Knight-Commander and grading downward by 5% for each position higher up in the Hierarchy of the Order. No influence from outside the Order may ever be brought on the behalf of an aspirant to a higher position. Loss of an election means that another person won the position, and the position is taken.

Vacancies are checked once per year, in the winter season.

## The Commandery

**U**hen he was not on Crusade, or on some other mission for the Order, a Warrior Monk generally lived in a place called a commandery or preceptory. This was a complex of buildings that formed a small city, often built around a military stronghold that had either been built by the knights or been given over to them to guard.

The usage of both of these terms interchangeably emphasizes two of the purposes of the Fighting Order stronghold. As a commandery, it was the military outpost, as well as an armory and a defensive stronghold. The word preceptory implies one of its other duties, which was as a school, a place to train new recruits for the Order.

**The Provincial Commanders** each commanded one of the administrative "provinces" into which the Order had divided its sphere of influence. The Provincial Commanders are also members of the Grand Chapter, and are in effect the Grand Masters of their local Grand Chapters. It would be rare for a country to have more than one province. His status compares to that of a powerful Earl.

**The House Master** was the head of each local Chapter or House, into which each province was broken down. His status compares to that of an important Baron.

**The Knight-Commander** was the second in command of the House and the person actually charged with overseeing the daily activities of the establishment. His status compares to that of a powerful Bannerette.

HOUSE: 100 members of Ordinary Chapter; 200 sergeants-at-arms; 200 men-at-arms. There are 5 Houses in each Province. (10 in areas threatened by the Infidel.)

PROVINCIAL CHAPTER HOUSE: 200 members of Ordinary Chapter; 200 sergeants-at-arms; 300 men-at-arms. Two votes in all Provincial elections.

THE GRAND CHAPTER: 500 members of the Grand Chapter; 500 sergeants-at-arms; 2000 men-at-arms.

	Command	Income*
Sergeant-in-Training	-	20sp
Squire-in-Training	-	30sp
Sergeant-at-Arms	4 men	75sp
Sergeant	9 men	100sp
Knight	19 men	150sp
Knight Commander	100 men	100gp
Master of Chapter	Chapter	750gp
Provincial Commander	Province	1500gp
Marshal	Battle	2000gp
Seneschal	Army	2500gp
Grand Master	Order	5000gp

\* Surplus income per month. Those Clergy having a congregation, Priors and upward, and Knight Commander and upward have surplus income for their establishments indicted-- to be used for all expenses.

## A Warrior Monk Day Planner

**N**ot only was every form of behavior controlled, but so was every moment of the day. The Warrior Monks lived in godliness, hour by hour, and even minute by minute. The day was divided into 12 hours, and the night into 12 hours.

There were what were considered seven sacred (or canonical) times of day, each with its own Latin name: Matins, Prime, Terse, Sext, Nones, Vespers, and Compline.

Time	Sacred Hours	Activity
Dawn	Lauds	
2 a.m.	Matins	Brothers to join in prayers. Then see to horses and equipment, check in with their squires. Sleep till dawn.
6 a.m.	Prime	Morning mass.
9 a.m.	Terce	Prayers or quiet reading.
Noon	Sext	Mass if not heard earlier; then repair armor and equipment, pegs or tent posts, or other work followed by lunch. Knights eat at first seating, sergeants at second, while a chaplain reads aloud. Then go to chapel to give thanks, ask for Lord's help in tasks.
12 a.m.		Vigils for the dead, prayers for the needs of the Order.
3 p.m.	None	Evening prayer, followed by supper.
Dusk	Vespers	
6 p.m.		
Dark	Compline	A communal drink with all brethren, followed by prayer and the Grand Silence. Then check horses and equipment before bed.
9 p.m.		
8 p.m.	Bed	

This dreary schedule would change on Feast Days or Holy Days, sometimes for the better, sometimes for the worse – an incredible number of fasts were scattered throughout the schedule for the year. The bells calling the chapter to their prayers were never silent for very long. As you can see from the timetable, a knight wasn't accustomed to being able to get eight hours of sleep at one time. The time of Matins, the middle-of-the-night prayers, could change from season to season, or from one chapter house to another, but generally speaking, a knight had to get up halfway through the night to pray and to check over his gear, particularly in the field. Because he was only permitted a hard, narrow cot, one blanket of wool, and one bolster (pillow), and he had to wear his clothes and boots while sleeping, it's not likely that he was sleeping that deeply anyway. Also, these Matins prayers were silent. The Grand Silence had to be obeyed from Compline until Prime the next morning.

Warrior Monks ate twice in a day – once at Sext, and again after Vespers. There was one bowl for every two knights which they ate from together. Curiously, the point was so that they could keep an eye on each other and make sure each brother knight ate enough, and didn't engage in "undue abstinence." They did drink wine, but they were supposed to dilute it with water. Drunkenness would not be tolerated (although in the waning years of the Order, the term "drink like a Warrior Monk" was a common description of being on an all-night bender). The meals were anything but gourmet fare, but what was perhaps even more difficult for the talkative sort was the fact that chatting over a meal was absolutely forbidden. The knights ate in silence, while a clerk or chaplain brother read aloud from the Bible. Every meal. Every day. A Warrior Monk ate to keep his body functioning for God, not to enjoy the cuisine or the company.

The length of their surcoat (the long, cloth tunic worn over the top of their armor or chainmail) and hair were specified; types of shirts and styles of shoes approved and forbidden; even the various shades of white used in their surcoats were addressed. To be away from all this fun and games, particularly for more than one night, required the permission of the Master, just like a sophomore needing a hall pass to go to the bathroom.



## Warrior and Monk

**C**rusading knights took vows that were already tied to the teachings of the Church. Although there was no exact set of rules for all knights, generally the code of Christian chivalry included:

- Believing in the teachings of the Church and its rules
- Agreeing to defend the Church
- Being true to your own country, your king, and your feudal lord
- Respecting and defending the weak, while fighting against injustice
- Waging ceaseless and merciless war on the infidel
- Pledging your word, your parole, with honor on pain of death

These were the general guidelines for the Warrior Monks as well. What made the knights different was the addition of the vows of a religious order. The monastic life, for any order, required very stringent rules, and the combination of warrior/monk made for a doubly-heavy burden of duty and self-denial. Any man who joined them was making an amazing commitment, because the traditional vows of a monk were poverty, chastity, and obedience – three tough ones if ever there were.

Not all Warrior Monks took the rigid religious vows. Some were already married. They were called *Fratres Conjugati* (Married Brothers), and they simply signed up for a limited hitch and then went home to their wives. It was also possible to join for a set period of time and then be released, like joining the army today. And non-Latin Christians, often of mixed races, could join as sergeants. These "temporary" knights wore a black or brown mantle with a red cross, to clearly distinguish them from the lifetime members, as well as the knights of noble birth, who wore the famous white mantle, signifying their celibacy. Often, these short-timers were from rich and noble families. Serving in the Order was a form of what the Catholic Church called a plenary indulgence, meaning the forgiveness of sin in heaven with the payment of money down here on earth. The written indulgence you were given even covered sins you hadn't committed yet, which is a handy thing to have around the house. Often these lay brothers connected to the Order left them land or monies in their wills.

In trying to understand what life was like for a Warrior Monk on a day-to-day basis, it might be better to start with what he couldn't do, rather than with what he could do. It's even more depressing to think that all 687 rules were not yellowing documents lying around in the back of a closet – they were rigidly and precisely enforced, by a hierarchy of officers. Here are just a few of the more niggling and overbearing strictures under which a Warrior Monk had to live his life:

- A Warrior Monk was forbidden to eat meat more than three times a week, except at Christmas.
- A Warrior Monk was not allowed to decorate his horse, bridle, or saddle, particularly not with the gold or silver plaques that were popular in this period for other Crusading knights.
- A Warrior Monk was forbidden to have a lock, anywhere, on anything.
- A Warrior Monk was forbidden to stand as godfather for any child.
- Even though Warrior Monks were called to prayer in the middle of the night, they were forbidden to sleep in complete darkness, "so that shadowy enemies may not lead them to wickedness."
- Falconry and all hunting for amusement were forbidden.
- Carrying any letters from home in your possession was forbidden. When someone wrote to you, the message was read to you, with the Master's permission.
- Even "excessive abstinence" was forbidden, because it indulged the sin of pride. Sometimes you just couldn't win for losing.

Women were cut utterly and completely from a Warrior Monk's life, and he was expressly forbidden any contact with them. He was not allowed to kiss a woman under any circumstances, even if she were his mother or sister. Kissing a woman was considered unseemly and could "rouse dangerous passions." Any carnal contact with a "sinful woman" carried one of the harshest penalties in the Order – the knight's habit was taken from him, he was paraded in chains to be shamed before his brothers, and then he was kicked out of the Order for all time.

## Punishment & Penance

**T**he Rule of the Fighting Orders also set out types of penance and punishment to be meted out to members of the Order who broke the rules. These weren't unusual – most monastic orders set down similar kinds of guidelines.

When a member was charged with breaking the rules, he was summoned to a meeting of everyone in the Commandery. The charges were read

out, and the offending brother was expected to confess his sins. When he did so or, more rarely, mounted a defense, he was escorted from the room, and the assembled brothers determined his punishment, or in the case of a serious offense, referred the case for a trial.


Among other offenses, a Warrior Monk could be stripped of his rank (called loss of habit) for fighting with a fellow brother, hurting a fellow Christian in anger, losing or killing a slave or a horse, having sex with a woman, or defacing the Templar uniform.

A Warrior Monk could be expelled from the Order (called loss of house) and sent off to serve as a Cistercian monk for committing sodomy, heresy, treason, or cowardice on the battlefield; for murdering a Christian; or for bearing false witness against a brother. The belief was that life as a warrior was a privilege, and being sentenced to a period of solitude and reflection would aid in the offending knight's reformation and teach him piety and obedience – along with putting him in a nice quiet place away from the commandery.

The Ordinary Chapter: All the members of a House who gathered in assembly to decide on matters of discipline and administration (lesser offenses such as disobedience, consorting with women, or attempting to escape the Order) could impose punishment such as loss of privilege for a year (living with the Order's slaves, deprived of horse, arms, etc.). Serious offenses could lead to perpetual imprisonment in one of the Order's strongest castles.



KNIGHTS HOSPITALAR



TEUTONIC KNIGHTS



KNIGHTS TEMPLAR

## The Main Fighting Orders

**D**uring the history of the feudal period, there were many Fighting Man-Cleric combinations. These were found, for the most part, in the religious orders, but the most famous were the Knights Templar, the Knights Hospitaller, and the Teutonic Knights. These international Orders were never responsible to the local Kings--even though they owned large tracts of land and had considerable wealth. Such Orders were responsible to the Pope alone, but even the Pope might have difficulty controlling an Order. The local religious Fighting Orders (such as the Order of Caltrava in Spain) tended to be more responsive to the King and also more secular in nature.

**The Knights Hospitaller:** (also known as the Sovereign Military Hospitaller Order of St. John of Jerusalem of Rhodes and of Malta, Order of St. John, Knights of Malta, and Chevaliers of Malta; French: Ordre des Hospitaliers, Maltese: Ordni ta' San Gwann) was a Christian organization that began as an Amalfitan hospital founded in Jerusalem in approximately 1080 to provide care for poor, sick or injured pilgrims to the Holy Land. After the Western Christian reconquest of Jerusalem in 1099 during the First Crusade it became a religious/military order under its own charter, and was charged with the care and defence of the Holy Land. Following the conquest of the Holy Land by Islamic forces, the Order operated from Rhodes, over which it was sovereign, and later from Malta where it administered a vassal state under the Spanish viceroy of Sicily.

Those who served in the Order, both men and women, were bound by the usual monastic vows and were distinguished by wearing black robes adorned on the left breast by a white cross of eight points, symbolic of the eight beatitudes. The men were also clean-shaven.

Their work was strictly charitable and peaceful – providing shelter for pilgrims, tending the sick, aiding the poor among the pilgrims etc.

In 1118, the second Grand Master, Raymond Dupuy, added militancy to the activities of the male section of the Order. The Brethren of the Hospital of St. John of Jerusalem took upon themselves the new duty of defending the Christian Kingdom of Jerusalem. This soon took precedence over their old duties. Despite its chivalric activities, the Order remained monastic in nature and maintained the firm discipline of any religious order living under a Rule. The Hospitallers did receive a fresh constitution which divided the sworn members of the Order into three general classes:

- Knights: These men were of noble and gentle birth and were the military leaders and most heavily armed.
- Squires and Sergeants: These were of common origins and were the ordinary rank-and-file fighters, although they were also well armed and the equal of many knights.
- Chaplains: These were priests, assumed all clerical duties and assisted in the tending of wounded and sick.

There were also lay brothers, hired mercenaries, and servants serving in the infantry and craftsmen who formed the support groups of the Order.

The Brothers of the Order were all mounted, wore heavy armour, and were clad in black surcoats emblazoned with the 8-pointed white cross of the Order (Knights had a red ground placed behind the cross). Chaplains wore the more traditional religious robes of the Order, but were known on more than a few occasions to don armour and bear arms against the infidel with no less zeal or prowess than the fighting Brothers.

Foot troops were lay brothers and sometimes were mercenaries hired to augment the strength of the Brothers. Infantry forces were employed as castle garrisons and as support to the mounted force. When in the field, infantry would be mounted (if sufficient riding horses were available) to speed movement.

There were 21 Grand Masters from 1099 to 1284 in the Holy Land.

The Blessed Gerard (1099-1120)	Afonso de Portugal (1203-1206)
Raymond du Puy (1120-1160)	Geoffrey le Rat (1206-1207)
Auger de Balben (1160-1163)	Guérin de Montaigu (1207-1228)
Arnaud de Comps (1162-1163)	Bertrand de Thercy (1228-1231)
Gilbert d'Aissailly (1163-1170)	Guerin de Montacute (1231-1236)
Gastone de Murols (1170-1172)	Bertrand de Comps (1236-1240)
Jobert of Syria (1172-1177)	Pierre de Vielle-Bride (1240-1242)
Roger de Moulins (1177-1187)	Guillaume de Chateaufort (1242-1258)
Armengol de Aspa (1187-1190)	Hugues de Revel (1258-1277)
Garnier de Nablus (1190-1192)	Nicolas Lorgne (1277-1284)
Geoffroy de Donjon (1193-1202)	

**The Teutonic Knights:** also known as The Order of the Teutonic Knights of St. Mary's Hospital in Jerusalem (Official names: Latin: Ordo domus Sanctæ Mariæ Theutonicorum Hierosolymitanorum, German: Orden der Brüder vom Deutschen Haus St. Mariens in Jerusalem, or for short the Teutonic Order is a German Roman Catholic religious order. It was formed to aid Christians on their pilgrimages to the Holy Land and to establish hospitals to care for the sick and injured. Its members have commonly been known as the Teutonic Knights, since they also served as a crusading military order during the Middle Ages. The membership was always small and whenever the need arose, volunteers or mercenaries augmented the military forces.

The Order was composed of clergy and fighting laymen, and their way of life was governed by exceedingly strict rules. Ownership of personal property was renounced, though members did not exactly live in "poverty" because the Order was wealthy through generous bequests and grants by its supporters and the considerable profits made from its joint-trading ventures with merchants doing business in the east.

No Brother of the Order was to have his own seal or coat of arms, regardless of high born he was, just the white mantle and black cross of the Order. Commoners of "honest birth" (i.e. not illegitimate) could also join the order. They formed the sergeantry and infantry of the Order, but those of merit were raised to chivalric rank by the Grand Master without prejudice, their humble origins not working against them.

Even though the Teutonic Order was never an aristocratic body, knightly ethics still suffused all of its institutions and the attitudes and conduct of all its members.

The central administration of the Teutonic Knights at the Order's headquarters in Marienburg consisted of the following officials:

**Hochmeister (70 status points):** The Grand Master of the Teutonic Order was extremely powerful and virtually held a status rivalling that of a monarch. While obliged to consider the advice of experienced brothers and the decisions of the Chapter of the Order, the Grand Master really was in total control. It was not until the final stages of the Order's disintegration that other senior officers shared in the governance of the Order.

When a Grand Master died, his Deputy summoned the Komtur or Commanders of the Order to select 13 members who would then elect the new Grand Master. Qualification for this office was membership in the Order and having freeborn origins and being of "honest birth". The Order having no aristocratic biases, Grand Masters of common origins were elected on a number of occasions.

**Grosskomtur (60 status points):** Deputy Grand Master.  
**Ordensmarschall or Grossmarschall (55 status points):** The Seneschal of the Order.

**Tressler (50 status points):** The Treasurer, in charge of all the Order's finances.

**Trapier (46 status points):** The Quartermaster General, in charge of acquiring and stockpiling arms, armour, munitions, provisions, and any other supplies.

**Grossschaeffer (46-55 status points):** The Minister of Trade, with the duty of administering and guiding the continually expanding commercial interests and relations of the Order. The position became increasingly important in the Order as the Teutonic's business interests widened.

**Spittler (40 status points):** The Hospitaler or official charged with quartering the brothers of the Order, overseeing the operation of hospitals for wounded, making provision for guest accommodations in the various Houses of the Order, etc.

The organisation of the rank and file was very military in nature, although the local leaders also administered the general affairs of the area under their control.

Territory held by the Order was divided into Komtueries, each with a Chapter House headed by a Komtur. A House might be considered as a

military unit comparable to a company. It could be part of the garrison of a major castle or housed in its own castle.

A Komtuerie controlled a territory roughly equivalent to an "M" class holding with the Teutonic providing a fighting force in addition to that of the vassal knights and the Chapter House was a Cas.I in addition to the manors indicated for an "M" class holding. In other words, the area was definitely well garrisoned.

Being a religious fighting institution, each Komtuerie enjoyed a net annual income of about 3,000gp per year from local sources.

The Grand Chapter was housed in a powerful fortress of Cas. IV-VI quality, standing in an area equivalent to a "V" type baronial holding. Note that its troops - equivalent to x 5 Komtueries - are in addition to vassal feudal troops in the area.

Each Chapter House consisted of 12 Bruders (brothers) of chivalric rank and about 48 lower ranking members equivalent to sergeants. Four of these would be attached to each Bruder in battle, making a fairly standard 5-man "spear" of cavalry.

Though cavalry "heavy", the Teutonic Knights had men-at-arms to provide archery and infantry support. Where possible, they would be mounted infantry. A House therefore had about 150 fighting men or more, 60 armoured cavalry, about 40 heavy infantry, and about 50 crossbowmen. Some of the foot troops provided a permanent garrison to enable the entire cavalry force and (mounted) infantry to take the field, assured that their stronghold was well held in their absence.



**The Knights Templar:** also known as The Poor Fellow-Soldiers of Christ and of the Temple of Solomon (Latin: Pauperes commilitones Christi Templique Solomonici), commonly known as the Knights Templar or the Order of the Temple (French: Ordre du Temple or Templiers), were among the most famous of the Western Christian military orders. The organization existed for approximately two centuries in the Middle Ages.

The Knights Templar were very different from the Hospitalers. Founded in 1118 by Hugh de Payns and Geoffroy de Saint-Omer, the Templars were a purely military order from the very outset, pledged to protect pilgrims and to fight in defence of the Holy Places. They received their Rule from the eminent St Bernard, who also composed a treatise in their favour, entitled In Praise of the New Chivalry, which consecrated war to the service of religion. The uniform of this bearded monastic order was a white surcoat and cloak, or a white robe, emblazoned with a red cross.

In the beginning, a Templar was a monk of the strictest and most ascetic type, pledged to chastity, obedience, and absolute poverty. At the same time, he was also a knight sworn to wage ceaseless and truceless war upon the infidel. He was not to rest until the Church remained supreme in the world. He was expected to fight always as a zealous fanatic, neither giving nor asking quarter of infidel foes and never retreating unless out-numbered at least three-to-one.

As a crusading Order, they fought often and they fought well against the infidel, showing great courage and resourcefulness. Everything went well for the Order until the fall of Acre, the last Crusader stronghold in the Holy Land (1291). After that, the Templars found no new centre and, far worse, no new work to do as defenders of the faith.

Officially endorsed by the Roman Catholic Church around 1129, the Order became a favoured charity throughout Christendom, and grew rapidly in membership and power. Templar knights, in their distinctive white mantles with a red cross, were among the most skilled fighting units of the Crusades. Non-combatant members of the Order managed a large economic infrastructure throughout Christendom, innovating financial techniques that were an early form of banking, and building many fortifications across Europe and the Holy Land.

While individual members remained paupers in theory, in actual fact the Order had received so many bequests of lands and revenues that the membership lived in regal luxury despite their supposed devotion to absolute poverty. The Templars went into the business of banking and lent money even to kings, which only increased their already enormous landholdings and their financial strength. To reflect the increased income enjoyed by the Order at this stage, triple the income it would normally enjoy - that is, 15,000gp per House in the Order will now be paid annually into the central treasury of the Grand Chapter!

The Templars' existence was tied closely to the Crusades; when the Holy Land was lost, support for the Order faded. Rumours about the Templars' secret initiation ceremony created mistrust, and King Philip IV of France, deeply in debt to the Order, took advantage of the situation. In 1307, many of the Order's members in France were arrested, tortured into giving false confessions, and then burned at the stake. The accusations leveled at the Knights included blasphemy, sexual relationships between the members of the Order, and veneration of the three-faced demon Baphomet. Under pressure from King Philip, Pope Clement V disbanded the Order in 1312.

There were 23 Grand Masters from 1118 to 1314. The last leader of the Knights Templar order was Jacques de Molay who was burnt at the stake in 1314.

Hugh de Payens (1118-1136)	Phillipe de Plessis (1201-1208)
Robert de Craon (1136-1146)	Guillaume de Chartres (1209-1219)
Everard des Barres (1146-1149)	Pedro de Montaignu (1219-1230)
Bernard de Tremelay (1149-1153)	Armand de Périgord (1232-1244)
André de Montbard (1153-1156)	Richard de Bures (1245-1247)
Bertrand de Blanchefort (1156-1169)	Guillaume de Sonnac (1247-1250)
Phillippe de Milly (1169-1171)	Renaud de Vichiers (1250-1256)
Odo de St Amand (1171-1179)	Thomas Bérard (1256-1273)
Arnaud de Toroge (1179-1184)	Guillaume de Beaujeu (1273-1291)
Gérard de Ridefort (1185-1189)	Thibaud Gaudin (1291-1292)
Robert de Sablé (1191-1193)	Jacques de Molay (1292-1314)
Gilbert Horal (1193-1200)	

Today, Templar fortresses and outposts can be found throughout Christendom. The Order is military powerful but also exceedingly wealthy. The Pope freed the Templars from all local obligations and laws, save obedience to himself and the Templars used this freedom of movement and exemption from tax to become Europe's bankers. The Order can transfer vast sums anywhere in Christendom.

Secretly, the Templars have amassed a library of sorcerous lore equal to any possessed by the Opus Dei. The Templars found a cache of sorcerous grimoires and occult relics in the chambers beneath the Temple and in 50 years have gone from a small group of poor knights to one of the most powerful sorcerous factions in the world. Their growing mastery of occult power is matched only by their expansion of their wealth, backing and military power. They have proved ready and capable to battle Saracen sorcerers and djinni.


Instead of a small handful of stealthy operatives, the Temple responds to any threat with overwhelming force. Armoured knights, armed with both swords and sorcery, ride out and put an end to the evil. In the Holy Land, far from Rome, the Templars are a law unto themselves.

The Temple Order back in Europe is a different matter. The Temple commanderies and fortresses across Europe are not actively engaged in battling evil but may be called to support the Inquisition or even the Opus Dei. Templars in Europe do not usually have sorcery or holy relics.

The Opus Dei and the Temple have more in common than the Inquisition. They are both monastic orders given extraordinary power and authority; they are both theoretically subservient to Rome's rule but both are effectively independent. The Templars have more power in the east; the Order's remaining strongholds are all in the west.

The Society of Sentinels and Templar knights may find themselves fighting side-by-side against Saracen wizards and demons but this is only an alliance of convenience against a common foe. The Templars covet sorcerous power; the Order is sworn to put down sorcerers. Once the enemy is defeated, armoured knightly monk and black-clad priest-monk all too often find themselves at each other's throats.

**Order of Saint Lazarus:** The Military and Hospitaller Order of St. Lazarus of Jerusalem is an order of chivalry which originated in a leper hospital founded by Knights Hospitaller. It was originally established to treat the virulent disease of leprosy, its knights originally being lepers themselves. The members of the Order were dedicated to two ideals: aid to those suffering from the dreadful disease of leprosy and the defense of the Christian faith. Its militarisation occurred due to the large numbers of Templars and Hospitalers sent to the leper hospitals to be treated. The order established 'lazar houses' to care for lepers, and was well supported by other military orders which compelled lazar brethren in their rule to join the order on contracting leprosy.



The Order of Saint Lazarus remained primarily a hospitaller order but it did take part in a number of battles. The leper knights were protected by a number of able-bodied knights but in times of crisis the leper knights themselves would take up arms. centuries in the Middle Ages.

During the Christian occupation of the Holy Land, knights who were discovered to suffer from leprosy were obliged to join the Order.

Its emblem was a green cross on a white background.

**Order of the Holy Sepulchre:** The Equestrian Order of the Holy Sepulchre of Jerusalem is a Catholic chivalric order of Knighthood that traces its roots to Godfrey of Bouillon, principal leader of the First Crusade. As it was for the deliverance of the Holy Sepulchre that the First Crusade was organized, so for its defense were certain military orders instituted. The Order earlier was called Order of Cannons, which today is now known as the Equestrian Order of the Holy Sepulchre of Jerusalem. It is considered the oldest of the military Orders of knighthood. It is the fourth oldest order in the Catholic Church. As the oldest military order original surviving orders from Jerusalem, this Order of Knighthood was given a charter by Papal decree in 1099. The practice of bestowing knighthood at the Church of the Holy Sepulchre was part of this mediaeval military movement toward reinstating a Christian presence in the Holy Land.



In ecclesiastical heraldry, the Order of the Holy Sepulchre is one of only two Orders whose insignia may be displayed in a clerical coat of arms. (Laypersons have no such restriction.) Knights and Ladies of the Order display their arms in the badge of the order, while Knights and Ladies of the rank Grand Cross surround their shield with a ribbon. Other ranks place the appropriate ribbon below the shield and may also display the red Jerusalem cross behind their shield.

**Order of Saint James:** The Order of Saint James of Altopascio (Italian: Ordine di San Giacomo d'Altopascio or Ordine dei Frati Ospitalieri di San Jacopo), also called the Knights of the Tau (Cavalieri del Tau) or Hospitalers of Saint James, is a military order to combine the protection and assistance of pilgrims, the staffing of hospitals, and perhaps a military wing. In time the Order came to be charged with safeguarding the roads and the bridges from brigands. The Order also had a bell named "La Smarrita" that was rung each night from a half hour before sunset to a half hour past to help guide any pilgrim wandering in the woods to safety.



The Order's members appear to have been mostly laymen. References in the Order's rule to fees paid to priests for their services imply that these priests are not members, since the Order's rule elsewhere prohibits private property.

The prior of the Order is to select from the brethren a priest (frate preite), a knight, and a servitor (also sergent, servente), who will form the electorate and choose a master. Besides the priest and knight, there is another special position in the order, singled out for its involvement in the election of the master: the

servitor, who was subordinate to the regular brother. The servitors were not allowed to fighting among themselves, to refuse work, or to spend the night in town without permission. Strict penalties were prescribed, but their pay was never withheld and they appear to have been hired workers. They were under the direction of the brethren, but performed the majority of menial tasks.

The symbol of the order is the letter tau, usually white on a black field, the vertical arm of the tau being always pointed at the bottom and the crossbar either square at the ends or else concave or notched like a Maltese cross, the result being called a croce taumata. These peculiarities represents an auger and an axe or hammer and thus carpentry, associated with bridge-building and road maintenance. However, the Order was not an order of fratres pontifices ("pontifical, i.e. bridge-building, brethren") and was not heavily involved in bridge-building.

**Order of the Blessed Virgin Mary of Mercy:** The Royal, Celestial and Military Order of Our Lady of Mercy and the Redemption of the Captives also known as The Order of the Blessed Virgin Mary of Mercy is a Roman Catholic religious order. One of the distinguishing marks of the Order of the Blessed Virgin Mary of Mercy is that, since its foundation, its members are required to take a Fourth Vow to exchange themselves for another who is in danger of losing their Faith.

The Order of Our Lady of Mercy are concerned with ransoming the ordinary men, impoverished captive Christians (slaves) held in the hands of the Infidels, who had not the means to negotiate their own ransom, the "poor of Christ."

Starting before the First Crusade, many hospices and hospitals are organized by the chapters of cathedrals or by the monastic orders. Within the communal organizations of towns, local charitable institutions such as almshouses are established by confraternities or guilds, or by successful individual laymen concerned with the welfare of their souls.

The Fourth Vow:

Some Orders and Congregations, besides the three vows of religion, add particular vows. These additional vows are part of the nature of the profession of each Order and are permitted by the Church. They can be solemn or simple, perpetual or temporary. The Fourth Vow of the Order of Mercy is a Solemn Vow. In accordance with the general principle of a vow, it is an act of the will and an authentic promise in which the reason for the vow is perfection. It also presupposes a sincere will of obligation in conscience and by virtue of the community.

- All the brothers of the Order must always be gladly disposed to give up their lives, if it is necessary, as Jesus Christ gave up his for us...
- Surrender of one's life as hostage in Infidel Territory.
- Be obedient to you and your successors up to death; and remain in person in the power of the Infidels if it be necessary for the Redemption of Christ's Faithful.
- All our religious are committed to the Redemption of Captives in such a way that they must not only always be disposed to carry it out in fact if the Order sends them, but also to collect alms, or if the prelates do select them, to do whatever else may be necessary for the act of redemption to be carried out.

## Free Company



A free company or free lance is a medieval army of mercenaries acting independently of any government, and thus "free". They are not called "free" because their services were gratis, rather they sold their services to the highest bidder.

The term "free company" is most applied to those companies of soldiers which formed after the Peace of Brétigny during the Hundred Year's War and were active mainly in France, but it has been applied to other companies, such as the Catalan Grand Company and companies that worked abroad, in Italy and the Holy Roman Empire.

These independent rogue groups were generally composed of professional soldiers who had been discharged from their respective units. Rather than return home to a life of serfdom and poverty, they chose to plunder and pillage the rural France. For the soldiers there was no alternative, they lived in a country with few natural resources, and each probably owned a small piece of land which had been broken up through generations of partition.

They regularly made a living by plunder when they are not employed; in France they were the routiers and écorcheurs, the scorchers of crops and villages, who operated outside the highly-structured law of arms.

Each group of routiers was surprisingly well organized, they each had a command structure with a staff that even included secretaries to collect and disperse their loot. A few of the groups had their own uniforms, such as the notorious "Bandes Blanches" of the Archpriest Arnaud de Cervole. The Routiers were known for their ruthlessness, they generally took everything they could find. They were also known for violating women, as well as, routinely torturing and killing the men they encountered during their escapades.

The free companies, or companies of adventure, have been cited as a factor as strong as plague or famine in the reduction of Siena from a glorious rival of Florence to a second-rate power during the

later fourteenth century. The White Company of John Hawkwood, probably the most famous free company, active in Italy in the latter half of the fourteenth century, was the worst offender among those that preyed upon Siensese factions.

Mercenary troops depended on their reputation as well as their skill for their livelihood. The weapon that made them especially feared was the crossbow.

Though a kingdom can, and often will, hire individual mercenaries, most money in this bloody trade flows from kings to mercenary captains who rule over companies of cut-throats and wastrels. Many of these companies come into being though the captain's charisma and will not outlive him. Some, however, come from a larger and more stable tradition of mercenary service. These companies, usually called 'mercenary brotherhoods' for lack of a better term, have customs stretching back centuries.

By raising a banner associated with one of these brotherhoods the mercenary captain creates expectations both about his own skills and the behaviour of his company. He can also claim higher pay for his band, though he may not necessarily pass those fees on to the rank and file. Over time, his company will develop its own reputation, both attracting and repelling potential employers depending on their fame or infamy.

Mercenaries are are generally hired in units as small as platoons: 32 to 48 Fighters, divided into two to four squads of soldiers; each squad is led by a corporal, while the platoon is led by a lieutenant plus a sergeant. Platoons are joined together into companies, each generally consisting of two to five platoons and led by a captain with a sergeant as his assistant (called a first sergeant).

As mercenaries are almost always veteran troops, the average mercenary is a 4th level Fighter; 10% of corporals and 50% of sergeants are 5th level. A mercenary lieutenant will generally be 6th level, while a captain will be 8th to 10th level and his first sergeant will be 6th or 7th level.

Mercenaries will virtually never go into a dungeon, lair, or ruin, at least until it has been fully cleared. Rather, they are used in outdoor military engagements; high level player characters may hire mercenaries to defend or help defend their castles or other holdings.

Mercenaries housed in a player character's stronghold require 200 square feet each but cost 25% less per month, as this is covered by their room and board.

## Joining a Free Company



Each spring the Free Companies open their doors to new recruits. Any man of sound mind may sign up for a six month 'recruit period' during which he receives room, board and training in one of the three primary soldier's disciplines: archery, cavalry or infantry. The training he receives depends on his own aptitude and the specific company's needs. During this training period he and his fellow recruits form a recruit unit, complete with a formal chain of command, performing all of the functions of a real unit. The Free Company may call this recruit unit into active service if it needs additional bodies for some reason.

After finishing recruit training the company moves the character into a veteran unit. This veteran unit may or may not contain members from his own recruit unit. Generally it does not: too many recruits in a unit can weaken its fighting effectiveness. Although the recruit is now nominally a member of the Free Company, he must still prove his worth to the veteran soldiers and until he does, no one will call him by his own name. Instead, the veterans refer to him by a humiliating nickname and give him the worst possible chores. This hazing ritual ends after the recruit survives his first battle. After that, he is considered a full member of the company.

If a Free Company takes considerable casualties during a campaign it will hire in seasoned warriors (e.g. a character with at least two levels of soldier) during the campaign season. These soldiers go through a hazing period similar to that of a recruit. However, since the company is mid campaign at the time, the hazing usually ends within a few days or weeks. If the soldier once served with one of the other Free Companies the veterans may forego the traditional abuse if he demonstrates sufficient respect and skill.

## Serbing in a Free Company



Free Company mercenaries experience all of the joys of military life, with few of the disciplines or compensations that go with it. Their employers hire for a full gambit of activities, including brute labour when they can spare the time from guard or garrison duty.

These mercenaries have a deserved reputation for lax discipline. Although they do reasonably well on the battlefield, most lack the command structure required to keep their men under control in peaceful situations. They have trouble with drinking, assault and theft when left unsupervised. This causes most of their employers to use them either as border guards or as patrols, where they can at least bother someone else's merchants.

## Order of Battle

**F**ree Companies model their internal command structure on traditional manner. A group of five Free Companions forms a squad, commanded by a veteran soldier called a corporal. Each set of ten units has a sergeant, usually a soldier with at least seven years of mercenary experience. A group of 20 squads forms a unit, commanded either by the company captain or one of his sub-captains. Each unit captain has a squire who can, in theory, take over for the captain falls in battle.

During a battle failing to follow orders leads to summary execution. Each member of the company relies on his brothers to do their jobs, for the good of the whole. In general, this means staying together, locking shields and, if need be, dying on the opponent's blade for no better reason than the captain says to.

Each Free Company contains of between four and ten units. Most specialise in a single discipline (e.g. archery, cavalry or infantry) but some have split specialities or logistics units as well.

## Becoming a Captain

**M**ercenary can become a captain in the Free Companies either by taking over an existing company or by founding his own. The first gives the would-be captain a fully functional mercenary group, while the second forces him to build a group season by season until it finally stands proud among the more established companies of the world.

Taking over a mercenary company occurs when the current captain steps down or dies. When this happens the unit sub captains vie among themselves for the privilege of ascending to the rank of captain. By tradition the sub-captains have one month before the veterans gather and vote to determine who will rise to command. This vote is binding. Any soldier, including a sub-captain who failed in his bid to rise to captain, may leave the company without prejudice if the vote does not come out as he wishes.

Founding a mercenary company presents a considerably more challenging route to becoming a captain in the Free Companies. The mercenary must build his Reputation, train followers, establish a base of operations and find contracts suitable for his company. If he can negotiate his way through these obstacles he must also adhere to the rules of warfare established by the Free Companies Compact.

## The Free Company's Code

**T**he Free Companies do not have a formal code of conduct outside of warfare. However, they do have a saying that they often repeat among themselves:

*'Live well today, take what you desire. Tomorrow, you spill your blood for silver so a merchant can earn gold.'*

According to the compact at the foundation of the companies each Companion agrees to abide by the following rules of war:

1. Fellow Free Companions, once they surrender or are captured, must not be subject to torture or undue humiliation. Their captain may ransom their safe return for cost of six months pay per man.
2. Fellow Free Companions deserve mercy and dignity in death. Each dying soldier should die an honourable and quick death; those wounded who can survive should be spared.
3. When captured by a Free Company, a Free Companion will make no effort to escape. He will co-operate with his captors and stand with them in common defence.

## Looting Corpses, Farms and Cities

**M**ercenaries receive little in the way of recompense for their efforts. Fortunately most professional armies and mercenary companies allow their soldiers to freely loot both the living and the dead, supplementing their income with the hard won goods owned by others.

## Looting Corpses

**F**ormer battlefields, filled with the rich pickings left for carrion crows and other less savoury creatures, seem like a prime picking ground for choice loot. Everything the fallen soldiers carried into battle with them lies strewn on the ground along with their blood and entrails. However, hunting through a battlefield for choice bits requires the mercenary to face everything from the dead's rightful predators to the uncertainties of decaying bodies and liquid flesh. The dangers a character faces, as well as what he might find, depend on how quickly he begins his ghoulish work.

Before Sunset the Day of the Battle The hours immediately after a battle finally comes to a halt, whether because no one can fight any longer or because the sides decide to take a break, the walking wounded and healers move through the battlefield to pick up as many

of their own casualties as they can. During this time an eerie truce settles between the soldiers. Men who, not an hour before, strove to kill one another work side-by-side to retrieve fallen comrades.

Looting your allies' corpses, whether intentionally or unintentionally, can cause the looter considerable problems. All of the equipment and goods on allied soldiers' bodies technically belongs to either the army or mercenary company who employed them. The looter is, in effect, stealing from his employer. If he wishes to loot a corpse from his own side he must make a Sleight of Hand skill check, as described above.

The practical consequence of stealing from allied corpses in broad daylight depends almost entirely on the looter's army or mercenary company. At the very least the patron will subject the looter to punishments appropriate for theft; if he was caught killing the injured for his own profit he may also pay the penalty for murder as well.

### Looting on the Field of Victory

When one side drives the others from the field they can loot the bodies of their fallen foes with impunity. However, technically the serviceable equipment held by the fallen enemy soldiers belongs to the company. A would-be looter on clean-up detail is expected to turn in all useful equipment to the company for later distribution as part of his personal share of the spoils. Stealing from the company (using the rules presented here) requires a deft hand and fast wit.

### From Dusk until Dawn

The situation changes once twilight falls on the field of battle. Darkness cloaks the once soldiers and crows dominated landscape. The groans of the dying fade as the carrion stench settles down on the field like a miasma. The very air becomes thick and sweet, a poisonous fume capable of taking the breath of even the hardest man.

The peasants and commoners who went to ground during the fighting emerge to reap their own bloody harvest. Where the soldiers burned their fields, destroyed their homes and raped their daughters, the commoners slip onto the battlefield to take what wealth they can find. Organised groups of peasants, armed with stolen weapons and stealth, strip the bodies of men and animals alike.

This systemic stealing does not limit itself to useable equipment and valuable baubles. Any significant amount of metal, scraps of leather or bit of useful meat finds its way from the field onto the commoner's wagons. They will try to take everything they can, leaving only naked bodies behind. Any injured or walking wounded left on the field will suffer terrible torment at their hands until the mercy of death frees them.

### The Aftermath

When dawn once again bloodies the sky in preparation for another day the once rich charnel house of the fallen holds little of interest to men. However, the animal world sees things a bit differently. The rich smell of rotting bodies attracts and emboldens creatures who would normally leave men alone, sparking a feeding frenzy of predators.

## Mercenaries & Soldiers

**W**arriors have diverse backgrounds and different styles. Bodyguards, adventurers, former soldiers, invading bandit kings, or master swordsmen are all fighters, yet they come from all walks of life and backgrounds and often find themselves on very different alignments, goals, and sides in a conflict.

Warriors have the following abilities:

Experience	Level	Favored First				Precise	
		Weapons	Aid	Intimidate	Armorer	Running	Shot
1	Militiaman	4	30%	35%	20%	-	-
2	Militiaman	4	32%	37%	22%	-	-
3	Militiaman	4	36%	40%	25%	-	-
4	Militiaman	4	38%	42%	28%	-	-
5	Man-at-Arms	5	40%	45%	30%	1	-
6	Man-at-Arms	5	42%	47%	35%	1	-
7	Man-at-Arms	5	44%	50%	40%	1	4%
8	Petit Sergeant	5	46%	52%	45%	2	6%
9	Petit Sergeant	5	48%	55%	50%	2	8%
10	Petit Sergeant	5	50%	57%	55%	2	10%
11	Sergt-at-Arms	6	52%	60%	60%	3	12%
12	Sergt-at-Arms	6	54%	62%	65%	3	14%
13	Sergt-at-Arms	6	56%	65%	70%	3	16%
14	Lieutenant	6	58%	67%	75%	4	18%
15	Lieutenant	6	50%	70%	80%	4	20%
16	Lieutenant	6	52%	72%	85%	4	22%
17	Captain	7	54%	75%	90%	5	24%
18	Captain	7	56%	80%	95%	5	26%
19	Captain	7	58%	82%	98%	5	28%
20	Combatant	7	60%	85%	100%	6	30%

To qualify for knighthood a character must have at least DEX/12, STR/16, CON/12, BAV/8, INT/10 and FER/12.

**FAVORED WEAPONS:** Warriors have a number of weapons for regular practice and use as Favored Weapons. Such weapons can be used with the full Hit and Parry Bonuses for PCF. Weapons not included as Favored Weapons are rated at 1/2 the Hit and Parry bonuses, and have -1 WDF for damage done.

**FIRST AID:** See First Aid. Chapter 'Skills Description'.

**INTIMIDATE:** See Intimidation. Chapter 'Skills Description'.

**ARMORER:** This ability allow the warrior the working of iron, steel, and other materials used to fashion arms and armor. The character may repair armors and weapons damaged in battle at 10-60% of the cost and in ¼ the time to repair them.

**RUNNING:** The ability to catch a second breath during a long race or a forced march.

**PRECISE SHOT:** This ability allow the warrior to aim at a specific location with a bow, crossbow or hurled. When a critical hit is scored, it indicates the number of pips to add or to subtract on the critical hit location table, according to the attacker wish.

**SCOUT:** This skill covers tracking and camouflage whilst in the field. The art of noticing details. Use this skill to spot enemies lying in ambush.

## Mercenaries



The mercenary is a soldier of fortune and world adventurer. Most are rough and tumble warriors without the benefit of noble birth or the expert training available to the knight. Yet these characters are often natural born fighters, with an innate talent for combat, great strength and the heart of a lion.

All mercenaries make their living by their sword, fighting abilities and cunning. Most are independent operators with their own agenda. This could be a desire to destroy evil monsters, avenge the innocent, accomplish a quest, defend their homeland, amass great wealth, or the desire to become famous. These heroes dare to travel into uncharted wildernesses, war zones and the domains of monsters in search of fortune and Honour. They rummage through ancient ruins in search of forgotten secrets and treasure, and associate with all manner of beings. Of course the life of a mercenary is not an easy one. In addition to the obvious dangers, many will find the hand of fortune will bless them at one point and seemingly abandon them at another. When times are tough, mercenaries are likely to scavenge what booty they can from their defeated opponents and sell it for whatever they can get. Likewise, a hungry fighter will consider jobs that he would normally refuse, and may accept a hot meal and a warm bed as payment for his services (especially from the poor who may have nothing more to offer). During these periods, warriors of chaotic alignment may turn to crime to support themselves. Even during the best of times, there will be battles mercenaries fought where their only reward may be the satisfaction of knowing that they have helped somebody. Traditional mercenaries are soldiers for hire. They have no roots or allegiance to a particular king, suzerain or cause – when their job is done they are paid and move on. As a result, they are constantly in search of military conflicts and adventure where their services may earn them some money. Thus, many mercenaries offer their sword and skills to any employer who will pay a good salary, often without concern for politics or justice. Such employers are typically a king, queen, baron or ruling council, but might also be a knight, priest, wealthy merchant, wizard, or a person or group representing a particular cause or goal (rescue of a hostage, retrieval of a holy artifact, revenge, theft, assassination of a rival, etc.).

When employed as soldiers in an army, the mercenary fights for pay and will have a commanding officer and chain of command to answer to, as well as his employer. Like any soldier, the mercenary is expected to obey orders, follow some measure of military protocol, and serve his leaders and employer to the best of his ability. To do otherwise is to be dismissed without pay. Many governments, kings, barons, lords and even wealthy merchants find it convenient to hire professional soldiers, rather than train and maintain a large, standing army of their own. In some instances, the employer may think it safer to hire outsiders than to trust their own countrymen. In other cases, the employer may regard the mission as so dangerous that he'd rather hire strangers than risk friends, trusted servants, or troops he holds in high regard.

The warrior's path chosen by the mercenary is a difficult one. He sees much more combat than the average soldier, because the character needs a constant state of war to make a living. However, this also means the average mercenary is more experienced and deadly than the average soldier who spends a comparatively small amount of time in actual battle (more time is typically spent on patrols, guard duty, drills, and so on). Another negative aspect to life as a mercenary is the character has few places he can call home, and few friends other than comrades in arms. Furthermore, most mercenaries face countless opponents and terrible danger without ever finding the fame or fortune they seek. Those who become disillusioned, desperate or bitter may become bandits, smugglers, or black-hearted villains without compassion or honour. Some form their own gang of bandits, others hire themselves out as the henchmen of tyrants and crime lords, or serve as the minions of monstrous non-humans, or evil sorcerers.

Mercenaries are rough and tumble men of adventure who sell their sword and muscle for gold and Honour. Their skills are usually directly oriented to combat and self-preservation. They are jacks of all trades when dealing with the fundamentals of combat and adventuring, often skilled in such areas as tracking, trapping, picking pockets and prowling. However, as with most men of arms, they seldom deal in subtleties. If a door is locked, they kick it in, if a man won't reveal a secret, they slap him around a little; reading and writing are generally considered unimportant on the field of combat. These warriors tend to fight hard, work hard, and play hard.

Most mercenaries prefer the medium and heavy types of armor that provide good physical protection when in combat. These include full suits of chain or splint armor. Typically, the type of armor worn

will reflect the character's personal taste and needs. Many mercenaries will have more than one suit of armor. For example, studded leather may be used when stealth and maximum maneuverability is desired, while double mail, scale or splint may be used for battle.

The type of work and payment for mercenary services will vary from place to place, and from employer to employer. Some may pay great amounts, while others pay a handful of gold or a share of the booty. As a rule of thumb, the more dangerous the mission the higher the pay, but this will always depend on the wealth and generosity of the employer and the circumstances involved. Many employers prefer to pay nothing or very little, but allow the mercenary group to keep some percentage, to all the booty they can carry, provided they accomplish the mission they were hired to do. Many employers will include basic room and board as part of the payment.

The types of assignments a mercenary can expect, especially one traveling with a group of comrades typical of the average playing group, can include the following:

- A quest of any kind. This is likely to be for a noble or good cause and may be religious in nature.
- Investigating the ruins of an ancient city, temple or underground catacomb. May involve the retrieval of artifacts.
- Retrieval of a valuable item; typically from bandits, a cult, wizard, monsters, or a terrible evil. Chaotic employers may hire the characters for outright theft, or trick good characters into unwittingly doing their dirty work.
- Retrieval of stolen goods, treasure, heirlooms or magick item; typically from bandits, monsters or a terrible evil. Employer is likely to be a wealthy merchant, noble, or priest/church.
- Rescue! This can be the rescue of a peasant woman, child, or entire village, to the rescue of a merchant, lord, princess, queen, king, priest, holy person, etc. Peasants often need rescuing from an evil force such as a witch and her minions, evil cult, villainous sorcerer, bandits, pirates, dragon, marauding monsters, etc. Pay is often minimal, especially from desperate and impoverished peasant villagers. The rescue of wealthy merchants, churchmen, nobles, and royalty may include the same dangers that plague the peasants, but the culprit behind these acts of villainy are likely to be involved in political intrigue and treachery. The villain may be trying to seize political or military power, and may even be a rogue member of the royal family, a treasonous knight or commander, a sorcerer or any number of elements. These powerful malcontents are likely to wield more power, command more (or more powerful) minions (including fellow mercenaries) and be much more organized than the misanthropes who plunder peasants – so mercenaries beware.
- Search for a lost person(s). A mission to find one or more characters in a wilderness or dangerous setting. Foul play may be suspected and could involve any number of evil monsters, bandits, or settings. A search can easily turn into a rescue mission.
- Bodyguard work requires the characters to either stand guard over someplace, thing, or person, and protect it/him from danger. Merchants and wealthy individuals are often the employers for such a task.
- Defend a caravan. This work involves escorting travelers or a merchant caravan from one place to another, and defending it from bandits, and dangers of all kinds. Merchants, noble families and private individuals are often the employers for such a task.
- Soldiering! This job typically requires the warrior to serve as a soldier in an army. Missions will include infantry combat, siege, defense, reconnaissance and other missions typical of the military, combat and war.
- Militia. Hired as a law enforcement officer and charged with keeping the peace and/or to defend the community. Typically hired by a baron, mayor, or city council in a community with problems from bandits, monsters, rowdy mercenaries, and so on. Often located away from civilization and other authorities.
- Spy work can include reconnaissance along a defensive perimeter or into enemy territory, or undercover work inside an enemy encampment, army, city or stronghold. This can lead to sabotage, retrieval, robbery, rescue, or combat.
- Revenge! The employer hires the mercenary to extract vengeance against an enemy, villain or competitor. This could include a duel to the death, assassination, beating, public humiliation, robbery, vandalism, theft, and similar acts, to an all-out war.
- Kidnapping: The mercenaries are hired to kidnap somebody. Only Chaotic characters are likely to take this job.

## Soldiers



Soldiers are professional fighters who are part of a large military force. Being the instruments of war (defensive or offensive), the majority of their skills and training are directed toward developing weapon proficiencies, hand to hand combat, scaling walls, laying siege to fortified strongholds, military procedure and operating as part of a combat group. Hand to hand training focuses on inflicting lethal damage to one's opponent as quickly and accurately as possible. Attacks are frequently aimed at where they'll do the most harm in an attempt to quickly kill, cripple or incapacitate an opponent, so the soldier can move forward and engage his next target – one does not have to kill every opponent to win a battle. Likewise, soldiers are taught to fight toward a specific objective. This is typically a position/location of strategic advantage or importance, as well as

an opportunity to target and eliminate enemy commanding officers. Capturing or killing an enemy army's leader(s) will usually cause the troops to become confused, break ranks, and lose their will to fight.

Military life can be restrictive, repetitive and petty. The soldier is required to account for his actions, obey orders, and show respect toward his military superiors. Typically, the soldier cannot pick or decline an assignment, or the location where he is to be stationed. Nor can he pick his superior or fellow teammates. He is told what to do, how to do it, and where to go. He must obey orders, his superiors and military law or be punished. Punishment can include reduction in rank and responsibilities, assignment to the worst (or most dangerous) posts and missions, imprisonment, execution, and/or dishonorable discharge from service.

The soldier is expected to obey orders without question or hesitation and follow the chain of command. The soldier is usually under the direct command of a sergeant or a knight. The sergeant (and those under his charge) answers to his company commander, and all other of superior rank. The ultimate Commander and Chief of such troops will be the King, Chieftain, High Council, or other head of State. In many instances, wealthy nobles, royalty, merchants, supply and command small armies; this is especially true of royalty (Barons, Dukes, etc.). It is the king, kingdom or other power who has commissioned the army who is responsible for training the troops, keeping them supplied and well maintained.

The soldier player character will serve a particular King, Kingdom, country, or suzerain, to whom he has pledged an oath of loyalty and allegiance. Most soldiers are loyal to king and country, and gladly serve to protect their homeland and defend the honour of their king. Under the best circumstances, the soldier serves a king or master who is just and noble; a supreme leader who cares about his troops and subjects. Unfortunately, all too often the soldier is little more than a pawn or cannon fodder with whom the king or master has little compassion.

Soldiers and war are often a means to an end, whether it be a show of power, intimidation, peacekeeping or conquest. Thus, it is the

ruler of the land who will determine the duties and goals of his army and all who serve in it.

An army may be committed to the defense of a kingdom, its borders, people, property, holdings/outposts, crown and honour, or aggression, in which case the soldiers are part of a military campaign of conquest and expansion. The troops may be located in their homeland or sent on campaigns in distant lands. In both cases, military assignments may include reconnaissance, infiltration and spying, exploration, investigation, communications (message delivery), seek and destroy missions, sabotage, defending strategic positions, maintaining outposts, keeping the peace, supervising slave operations, protecting supply lines, and so on.

Assignments which afford the most freedom and informalities are reconnaissance patrols, espionage missions (seek and destroy, sabotage, spying, etc.), law enforcement, and duty at border towns in the wilderness.

Outposts in remote regions often require a journey that spans weeks or even months of travel over hostile enemy territory, so communication is minimal and the troops are expected to be self-sufficient. These posts are usually more relaxed and informal because they are far away from the prying eyes of a high command, kings, nobility, and even the average civilian. Furthermore, many are regarded as low priority, or in so hostile a situation that normal protocol is not expected or overlooked.

In many cases, the town, outpost, or surrounding territory is under marshal law, so the soldiers are the law. Guidance from a strong commander can mean a strong, disciplined, organized and well behaved armed force whose troops enjoy extra personal freedoms for their cooperation and dedication. Under weak or corrupt leadership, a garrison might become sloppy and careless, or corrupt, and exert little effort to enforce the law or their duty. Others can become petty tyrants that exploit and abuse the people they are assigned to protect. Such outposts as the latter may consider themselves to be "above the law" and may engage in acts of brutality and cruelty. Outposts in remote regions and hostile war zones can often escape with such reprehensible behavior for months, even years.



## Castles & Warfare

**T**he making of war is the central feature of the Feudal Age, and *Chivalry & Sorcery* has attempted to treat the subject comprehensively to permit simulations at all levels of combat. Battles are a large part of a knight's life.

Individual heroism on lonely adventures represents the new type of knighthood. Old knighthood glories in organized mass killing, and reserves for itself the right to regularly use violence. These combats, called battles, occur often. Your knight's experience in combat with masses of men is contained in his Battle skill. This determines how well he is able to assess and react to situations, to remain within support distance of his group, to recognize good and bad situations, and to be lucky.

Once in a hand-to-hand melee your character's weapon skill(s) determine his relative success each Battle Round. A Battle Round is not a single fight, or an exchange of blows, but is a half hour of riding about exchanging blows with groups of enemies which form and dissolve almost randomly. The die roll does not indicate a single exchange of blows, but many exchanges over the half hour.

The standard battle tactic is for small groups of men to follow the commands of a leader whose banner they follow. This unit is the only step of the army organization which is important for a player knight. In a large battle this leader would be your own earl.

## Castle

**F**or most players, castles call up visions either of gloomy fortifications crouching on a mountainside or Camelot manned by valiant defenders. In fact, castles were the centers of rural life, the focus of trade, justice, religious life, even medical care and social welfare, not just an armory and place of refuge in time of war. When players design a castle, such functions should be taken into account.

## Construction of Feudal Structures

**N**ot all characters will be great lords worrying about building or improving their great castles and manorhouses. But all characters face the same problems when seeing to the construction of cottage or castle: the cost of materials and the availability of manpower.

### The Peasant Hut

The majority of Feudal society, commoners who were unlanded and un noble, could not afford and were not allowed to construct fortifications. Their homes were of simple mud and wattle, with the minimum of fixtures, capable of sheltering a maximum of 5-6 adults. Size: 10' x 15' to 15' x 30; and requiring 5 adults 2-5 days to construct at a cost of 1 CP per square foot. Larger huts had accommodations for people and animals.

### The Yeoman's Cottage


The Yeoman's cottage is the home of a freeman or vassal with a good living. Yeomen often could afford stone and a well-thatched roof, with some timber bracing. Size: 20' x 15' with 3 rooms to 20' x 35' with 5 rooms, requiring 5 adults to construct it in 20 to 50 days at a cost of 2 CP per square foot. Interior furnishings were handmade, for the most part, so add 10% to costs.

### The Common Inn

The Common Inn was probably one of the largest buildings in villages and small towns. Built several stories high and with a good cellar, it will perform the functions of putting up travelers and being a recruitment center during war or an entertainment center in peacetime. Because of its size and solidity, it was also a key defense point in a village or town, for its high, stout, windowless outer walls, its stores, and its accommodation quarters made it a semi-fortress. Size: 30' x 50' to 40' x 70' with 2 to 4 stories. Some inns were built around a central courtyard and were very large. Materials: dressed stone with timber bracing, at a cost of 9 CP per square foot x number of stories. Furnishings and stores cost an additional 20%. 20 men require 3 to 5 months to build it. Full stabling accommodations are included.

### The Rural Inn

The Rural Inn is indeed the largest structure on the highroads, usually 20 to 30 miles apart. They are designed to provide shelter and protection for weary travelers. They are always designed protectively around a central courtyard, with stone walls that are timber reinforced and windowless on the outer side. It is a secondary fortification next to the castles and manor houses of the nobles. Size: 70' x 100' to 110' x 130' with 2 to 4 stories. The cost is 12 CP per square foot x number of stories up to 9. Furnishings and stores cost an additional 20%. 20 men require 5 to 8 months to build it. Full stabling accommodations are included.



**The Common Villa**

The Common Villa is the residence of most families with high status and the wealth to afford to parade that status: merchants, guildsmen, landowning gentry, and wealthy yeomen--especially petit sergeants. The Villa is remarkably similar to the Rural Inn in overall design and cost.

**Basic Construction Costs**



he structures described above are given only in general terms. The variables to be considered when building a structure from scratch according to a personal plan follow. Costs are based upon a large amount of "free" labour":

Type of Task	Cost of Materials and Labour	Labour of 1 Man in 10 Hours
Site Clearing	1cp/10sq ft [woods] 1cp/20sq ft [unwooded]	50sq ft woods 100sq ft unwooded
Foundation preparation	1cp/sq ft foundation	50sq ft foundation
Pallisaded Walls	1cp/sq.ft	100sq.ft
Wattle & Mud Walls	2cp/sq ft	50sq ft
Cheap Stone Walls	5cp/cu.ft of wall	50 cu.ft dressed stone
Average Stone Walls	7cp/cu.ft of wall	50 cu.ft dressed stone
Good Stone Walls	10cp/cu.ft of wall	50 cu.ft dressed stone
Fine Stone Walls	15cp/cu.ft of wall	50 cu.ft dressed stone
Poor Mortar	2cp/30 cu.ft of stone wall	150 cu.ft of wall
Good Mortar	3cp/30 cu.ft of stone wall	150 cu.ft of wall
Poor Wood Bracing	1sp/20 cu.ft of wall	100 cu.ft of wall
Hard Wood Bracing	3sp/20 cu.ft of wall	100 cu.ft of wall
Fine Wood Bracing	5sp/20 cu.ft of wall	100 cu.ft of wall
Iron Bound Bracing	7sp/30 sq.ft of facing	50 cu.ft of wall
Brick Facing	5sp/30 sq.ft of facing	150 sq.ft of facing
Slate Roofing	1sp/5sq.ft of roof	100sq.ft of roof
Finishing*	+20% of construction costs	+20% of construction time
Square Towers	+20% of construction costs	+20% of construction time
Round Towers	+30% of construction costs	+30% of construction time
Excavations (dirt)	1cp/cu.ft of dirt moved	60 cu.ft dirt
Excavations (stone)**	2cp/cu.ft stone moved	30 cu.ft stone
Quarrying & Dressing	3cp/cu.ft stone	20 cu.ft stone

Finishing\* - includes the building of battlements, sheds, stables, and the interior finishing of manor houses, towers, stairs, gates, drawbridges, doors, etc.

Excavations(stone)\*\* - if good stone is available close to the site as the result of having to excavate moats or cellars in rock, reduce the cost of Quarrying & Dressing by 50%.

Increase the cost of all materials that have to be hauled more than 5 miles by 10%.

**Using Skilled Workmen**

Skilled workmen may be imported to do a superior job. The effects on cost and construction time are as follows:

Type of Skill Labour	Cost of Skilled Labour	Reduction in construction Time
Master Fortress Engineer	+10% of total cost	-10% reduction
Engineer	+5% of total cost	-5% reduction
Skilled Workmen*	+10% of total cost	-10% reduction

Skilled Workmen\* - this means at least 20% of the workmen on the site are skilled.

**Fortress Construction**



efore a player begins construction of a castle, he should read the Siege rules with care. Castles should be designed according to historical reality: star forts, for example, belong to the Renaissance Period and are simply unknown in the Feudal Ages.

In structural evolution, there is no discontinuity between noble and common dwellings except that the noble was responsible to his Overlord for the protection of the lands granted to him. For this reason the structures are larger and more massive. They are located in strategic sites to dominate the surrounding countryside and make any invasion an extremely costly venture, if not fatal, to the invader.

**FORTIFIED VILLAS: The Small Fortified, Manor House [SFMH]**

In development, the Fortified Villa is just a larger version of a Common Villa. However, the outer ring wall becomes prominent and towers begin to peer ominously over the wall. The main building is generally not more than 3 stories high (30'), not counting the gabled roof which extends upward another 10 feet. The ring wall reinforces the House wherever it comes into contact with it. All walls are 3 to 5 feet thick. The towers are also a reinforcement to the building and rise 10 feet above the roof (up to 55'). Stables, storehouses, and other outbuildings nestle against the inner side of the wall, which is 18 to 25 feet high, and moats or ditches protect the wall when it is possible to provide such defenses.

**MANOR COMPLEXES: The Large Fortified, Manor House [LFMH]**

The Manor Complex is a larger, more powerful version of the Fortified Villa. The ring wall is 25 to 35 feet tall and is always protected by a ditch or moat at least 20 feet wide and equally as deep. The walls are 5 to 8 feet thick. Round or square towers will anchor the corners of the walls and a tower gatehouse will guard the entrance to the courtyard within. The Manor House itself is 3 stories high (30'), with 5 to 8 foot walls and battlemented at the top. A large tower extends 15 feet above the roof, and smaller towers anchor the other three corners of the Manor House.

A variation of the Manor Complex places everything within one building. The wall of the large Manor House is 8 to 12 feet thick and 35 high, with battlements. The main tower is 60 feet tall, or more, and smaller towers anchor the other three corners of the Manor House. The site is usually chosen to provide the maximum in defense, and the water defenses are often extensive. Entrance is gained by a well defended gate, usually with a drawbridge and portcullis.

**SHELL KEEPS [SK]**

Unlike the preceding holdings, the Shell Keep is first and foremost a military structure designed to dominate areas of unrest. Here the prominent feature is a ring wall 8 to 15 feet thick and 25 to 50 feet in height, fully battlemented. The ring wall was circular or polygonal in shape. Within the wall the only main building visible was the great tower that topped the wall by 15 to 25 feet. The central Keep had walls 15 feet thick as the base, narrowing to 9 or 10 feet at the top. Size: 400 to 600-foot circumference for the ring wall, and 50 to 75-foot diameter tower. Entrance was through a barbican or gatehouse by a drawbridge, and often a small outer tower was built outside the moat to further defend the entrance.

**THE CASTLE [Cas]**

The true castle is an evolution of the Shell Keep or Manor Complex. The walls are usually increased in thickness and height, with bastions and towers along the curtain walls. It is always constructed of heavy stone braced with timbers that are often iron shod. The Donjons rose to heights as much as 100 feet with equal or greater diameters, and 15 to 25-foot thick walls. The roof was constructed of heavy arched stone, covered with solid timbers and roofing slates or lead plates.

The cost of a complete Donjon is almost too much to comprehend unless most of the labour and materials are produced by vassals. An Engineer and full crew of skilled workmen are essential to its construction.

In *Chivalry & Sorcery*, there are six "levels" or classes of castles. The only real difference is their strength and size:

**CLASS I: SMALL CASTLE OR CHATEAU [I Cas]**

A class I castle is simply an improved fortified manor house with more massive defenses:

- Keep: 50' to 60' high with equal diameter and walls 10' thick.
- Towers: 4 x 40' to 50' high, with equal diameter and walls 6' to 8' thick.
- Walls: 400' to 800' of curtain wall, battlemented, 30' to 40' high, 6' to 8' thick.
- Gate: 2 x 90' to 50' high towers, 1 gate, portcullis, drawbridge, and 2 x 5' x 3' postern gates.
- Bailey: Paved, with small Manor House and stables for 30 to 50 horses.
- Moat: 20' wide by 10' to 20' deep.

**CLASS II: SMALL CASTLE OR CHATEAU [II Cas]**

A class II castle is a stronger castle with better defenses than a class I castle and containing a larger garrison:

- Keep: 55' to 65' high, with equal diameter and walls 10' to 12' thick.
- Towers: 6 x 90' to 50' high, with equal diameter and walls 8' to 9' thick.
- Walls: 500' to 600' of curtain wall, battlemented, 30' to 90' high, 7' to 9' thick.



Keep: 55' to 65' high, with equal diameter and walls 10' to 12' thick.  
 Gate: 2 x 40' to 50' high towers, 1 gate, portcullis, drawbridge, and 2 x 5' x 3' postern gates.  
 Bailey: Paved, with small Manor House and stables for 60 to 90 horses.  
 Moat: 25' wide by 15' to 20' deep.

#### CLASS III: SMALL CASTLE OR CHATEAU [III Cas]

A class III castle is a stronger fortification than the previous two castles and is also more extensive. Indeed, it is almost classifiable as a major fortification:

Keep: 60' to 70' high, with equal diameter and walls 12' to 15' thick.  
 Towers: 7 x 45' to 55' high, with equal diameter, and walls 7' to 10' thick.  
 Walls: 600' to 700' of curtain wall, battlemented, 35' to 45' high, 9' to 10' thick.  
 Gate: 2 x 45' gate towers, 1 gate, two portcullises, 1 drawbridge, and 3 x 5' x 3' postern gates.  
 Bailey: Paved, with small Manor House, small chapel, and stables for 75 to 100 horses.  
 Moat: 30' wide by 20' deep.

#### CLASS IV: LARGE CASTLE [IV Cas]

The class IV castle marks the beginning of extensive and truly powerful fortifications, with secondary defenses:

Donjon: 75' to 80' high, with 80' to 90' diameter and walls 15' to 18' thick.  
 Towers: 4 x 55' to 60' high, with equal diameter, and walls 9' to 12' thick around keep.  
 8 x 45' to 55' high, with equal diameter, and walls 7' to 10' thick on curtain.  
 Walls: Inner Wall: 400' to 600' of curtain wall, 45' to 55' high, 8' to 10' thick.  
 Outer Wall: 1000' to 1200' of curtain wall, 35' to 45' high, 8' to 10' thick, with bastions along the exposed wall (vulnerable to assault because of the terrain).  
 Bailey: Paved, with Large Manor House, chapel, and stables for 150 to 175 horses.  
 Gate: Inner: 2 x 60' to 65' high, with equal diameter, 1 gate, 1 portcullis, 1 drawbridge, and 2 x 5' x 3' postern gates.  
 Outer: 2 x 45' to 55' high, with equal diameter, 1 gate, 1 portcullis, 1 drawbridge, and 3 x 5' x 3' postern gates.  
 Moat: Inner: 20' wide by 15' deep.  
 Outer: 40' wide by 20' deep.

#### CLASS V: LARGE CASTLE [V Cas]

The Class V castle is a most powerful fortification and differs from the Class IV castle in the extensiveness of the fortification rather than additional height or thickness of the walls or towers.

Donjon: 80' to 90' high, with 90' to 110' diameter and walls 18' thick.  
 Towers: 6 x 55' to 65' high, as for class IV around keep.  
 10 x 45' to 55' high, as for class IV along curtain wall.  
 Gate: Inner: as for class IV.  
 Outer: as for class IV, except 2 x 35' to 45' towers also guard the approaches on the outer side of the moat.  
 Walls: Inner: as for class IV.  
 Outer: as for class IV, except 1300' to 1500' of curtain wall, with bastions.  
 Moat: Inner: 25' wide by 15' to 20' deep.  
 Outer: variable, usually extensive and deep. Often, inner and outer water defenses protect the outer curtain wall.

#### CLASS VI: GREAT CASTLE [VI Cas]

Such monuments to Feudal genius for fortification are highly individual in design and so no guideline can be set down. Krak des Chevaliers, Coucy, and fortresses of similar stature may be cited as examples. In all respects, they are massive and superbly able to defend against the most powerful forces. If a character inherits one, he may design it to specifications not exceeding twice the size of a Class V castle, with walls, towers, moats, etc., up to 25% higher, thicker, wider, and so on.

Class V and VI castles contain extensive quarters, stabling, and other facilities. In general, they are able to contain four times the number of horses required for the garrison, six to nine times the number of men in the garrison, and have more than enough stores and arms for a long siege.

#### Stores & Supplies

The capacity of a castle to hold stores is almost unlimited, but the important figures are:

1. An adult male requires 5 Dr. of mixed foods or 9 of meat or 3 of field rations per day plus 2 quarts of water.
2. A warhorse requires 10 Dr. of grain and 20 Dr. of hay per day or 15 of wheat plus 3 gallons of water.

Most castles keep a standard stock of 2-5 months rations for occupants and horses for emergencies. Possessors of fortified manors, keeps, and castles may assume that such stores exist for castles existing at the start of the game. People fleeing to the castle for protection will bring 1-2 month's rations with them if there is time.

## Feudal Warfare



As the castle is the main military installation and the basis of a noble's power, the siege is the focal point of Feudal warfare. Lords do not fight merely for honour but also for gain, and the only real "gain" is another castle, keep, or manor house and the lands it dominates. Battles therefore occur as a result of:

1. Entering the region with an army on the way to besiege a castle;
2. Sorties from or against a castle;
3. Seizing the gate or storming the walls of a castle;
4. Hindering or destroying foraging parties;
5. Raising the siege by engaging the besiegers with a relieving force or a major sally from the castle.

All warfare in *Chivalry & Sorcery* hinges on one of the above 5 situations. An army can afford to spend only the summer months in the field, and the ideal attack is a quick and unexpected stab at the castle of the defender by mounted troops. If they are able to seize the gate and allow slower following forces of infantry into the castle, a victory should not be far behind. If the attackers cannot gain the gate, they must cut the castle off from allies. If the attacker is numerically much superior, he might attempt to storm the walls of smaller fortifications with scaling ladders, bribe his way in (a difficult procedure because everyone is watched inside), or use a ruse like the famous Trojan horse. Failing all of this, the attacker must place the castle under formal siege and await the coming of a relieving force or else go home.

The chances of the tactics chosen depend upon the Military Ability of the opposing commanders (see Character Prime Requisites). An attacker add +2% to the basic chance of success for each Military Point he possesses. A defender subtracts -4% from the attacker's chances for each Military Point he possesses.

## Entering the Region Without Detection

- 60% chance of not meeting with a patrol that will sound the alarm. NO surprise is possible if the alarm is sounded!
- 40% chance that the attacking force will not be discovered after entering the area. There is a 50% chance of the alarm being sounded in time.
- 30% chance that the attacking force can approach to within bowshot of the castle (unless terrain is too open to permit this). If this condition is met, there is a chance to seize the gate or postern.

## Seizing the Gate or Postern



The Gate or Postern may be open if the alarm has not been sounded. However, if the alarm has been given, proceed to #3. All of the operations below depend upon approaching within bowshot without being detected:

- 60% chance that the attackers are not seen in time to close the gate or the postern in time. They have been caught by surprise and must fight for survival.

## Storming the Walls

- 40% chance that the ladders have not been seen in time for the defenders to man the walls with archers. (60% if initial surprise attack.)
- 40% chance that the ladders could make it to the wall if the defenders have succeeded in manning the walls with archers.
- 10% unadjusted chance that each ladder put up would not reach or would break under the weight of a climber.

At the moment the ladders are against the wall, the combat begins.

## Bribery



Bribery may be attempted at any time, but each failure to bribe, any detection of the bribe, or any failure of an attack after a successful bribe reduces one's chances by 10% the next time.

60% basic chance that the man or woman approached will take the bribe. The chance of success is modified by comparing the Charisma of attacking vs. defending commanders. An attacker receives +5% for each point above the defender. On the other hand, the defender receives +10% for each point above the attacker. Charm spells increase chances by 10%. Control Person spells increase chances by 20%. If the bribe is accepted:

60% chance that the man or woman would remain silent about the bribe and not report it to the castle commander. Compute final % as above.

10% chance that the man or woman would open the gates, if a report has not been made. Check % chance of Seizing the Gate or Postern. If a failure occurs, there is a 40% chance less the defending commander's Military Ability penalty of evading detection of the attempt. If undetected, a bribed person is free to make another attempt in 1-6 days.

If the attempt has been unsuccessful, and the bribed person dutifully reports to the castle commander, a trap will be laid, with +10% advantage on all weapon hit probabilities. The attackers will, after all, approach in the expectation of surprising the defenders; but the defenders will be waiting grimly for them, murder in their hearts with bows and swords ready: To keep things absolutely fair and aboveboard, the attacker must have his plan of attack written out, and the defender must have a contingency plan ready for the trap prior to all determinations. Results of a bribe are known only when there is a real chance to learn them--that is, when the attack is made.

## Tactics

**B**ecause the surprise attack required a lot of luck and the expert handling of men on both sides, most attackers preferred to use the more formal siege to take a castle. Below is an outline of the typical procedures followed by each side in a formal siege.

## Tactics of the Attacker

- Disguised soldiers would create trouble in the area around the castle: burn crops, steal cattle, and generally demoralize the people of the area. Use Entering the Region percentages for each raid. There is, however, a 20% chance of a prisoner being captured by the defenders and tortured for information.
- The attacking army would arrive in front of the castle at dawn, if possible. As many people who had grudges against the castle commander as possible would be found in the area, and they would be used to carry out mining and general labour.
- All supplies and animals in the area would be seized to deny them to the defenders, to use as bribes to the local populace, and to supplement the attacker's own supplies.
- An earthen fort would be built near the main gate of the castle, just out of range of the castle war engines, in order to protect the attackers from a sally or an attack by a relieving force.
- Miners and laborers would erect palisades and excavate ditches around the castle to prevent men and supplies from passing freely in or out of the castle.
- Using archers and siege engines, an attempt would be made to force defenders off the walls and to cover the rams battering the walls or the mining operations.
- Ram would be set against the main gate and a selected weak point in the wall. At the same time, laborers working under the cover of shields and mantlets will try to fill in the ditches and moats before the outer wall.
- While the rams, miners, and laborers are at work, incendiaries would be fired to divert the castle defenders to fire fighting. A sharp, small scale attack would be attempted to open the gates under cover of the diversion.
- If rams and diversions don't work, bring up heavy siege engines to knock down the walls. At the same time, start construction of a siege tower or two. Prepare and place as many fascines as are needed to support the tower as it passes over the moat.
- If the siege engines breach the wall, try to break through the defenders with a general assault. If siege engines have failed, bring up the towers and scaling ladders.
- If nothing else works, bring up the miners and set them to undermining the wall, while continuing to employ all other methods to keep the pressure on the defenders.
- If nothing works, simply sit back and starve the defenders out

## Tactics of the Defender

- At the first word of the invader, gather in all men and supplies to the castle, while making sure that those who are too old, too young, or too sick to fight leave the castle and reach a place of safety.
- Send word immediately to your overlord and friendly neighbors, requesting assistance. If a lord, summon your vassals; they have to come to your relief.
- Assemble a quick sortie to try to drive the enemy off or,

failing that, to scout his numbers and damage his stores and siege train, if he has one.

- Arrange the entire garrison in the best possible order of battle. Break out all the supplies and weapons for an inventory, and start construction of mantlets for protection against missiles while manning the walls and towers.
- Send messengers again to your overlord and friends, if no word has arrived that they are coming.
- Block all approaches to the castle and make sure that all moats, gates, and walls are in a state of repair. Gather all available materials for repair together (a good store should always be in the castle anyway), and make sure they are fully protected against missiles and incendiary attack.
- Use mounted troops to try to keep the enemy from establishing their camp, but avoid a pitched battle. Meanwhile, set up the castle siege engines and fire them at half power to lull the enemy into thinking they may approach closer.
- Reinforce all sections where the enemy is using rams, pour burning oil on the siege engines, and engage the enemy missile engines with your own.
- As a last resort, use the siege engines to set the enemy camp on fire, and use a last sortie to discourage them. One might consider surrender if every thing has failed to this point.
- Place mantlets and shields on the walls to protect the garrison from being forced off the walls by missile fire. The siege is now on.
- Using the posterns, sally ports, and secret passages, send small parties out at night to burn and kill in the enemy camp, destroy siege equipment, and obtain supplies and reinforcements.
- Prepare for any eventuality, especially an attempt to storm the walls with scaling ladders, by bringing up stones, hot lead, quicklime, oil, and anything that can be dropped on the enemy from the walls.
- Set up a watch for mining operations and, if necessary, begin countermining. (Most castles have a number of prepared countermines and so have a head start.)
- Send more requests for aid and, if none is forthcoming, consider surrender.
- If all else fails, make plans to hold out until the season turns or for a fight to the death designed to take as many of the enemy with you as possible. An attempt at flight might also be considered at this point.

## Warfare Conventions

**W**arfare convention was important in establishing what was expected of a commander and of a warrior, but warfare is an essentially practical activity and a military leader who allowed convention to take prior place to practicality would soon be defeated by a more pragmatic opponent. Medieval warfare was not static, and never predictable. An imaginative and resourceful commander could often outflank and out-think a more conventional opponent. However, many conventions in warfare, such as the protection of non-combatants, existed to protect the vulnerable from the dangers of war. Here are a number of traditions which make negotiation between combatants easier.

## Statement of Grievances

**W**hen an army draws up before a city the attacker's herald announces the reasons for the attack, usually justifying the assault in some way. He often offers the garrison a chance to surrender in the name of his lord's justice.

The defender may choose to surrender, fight, or asking for a 40-day truce, described below.

## Honorable Resistance

**D**efenders in a castle are expected to do their feudal duty and fight off foes. The attacker does not hold such resistance against them.

A garrison which has put up an honorable good fight for their lord can expect to be granted a 40-day truce if they ask for it.

## Honorable Surrender

**A** garrison that surrenders honorably is held for ransom and the city is not plundered. Knights who give an oath not to fight against their captors until they have paid ransom are often granted their freedom as well. Ignoring such an oath is one of the most grievous offenses a knight can commit. It

qualifies as one of the reasons that a knight might be refused entry into a tournament.

A particularly generous attacker might grant the defenders a Gifted Surrender - they are allowed to keep their arms and armor and perhaps even their ransoms. Such an honor is not easily nor often granted and may raise the suspicions of the lord of the defending city or castle about the defending commander's true allegiances. Indeed, any quick defeat is likely to generate an accusation of treason by an angry lord against the defending commander.

## Rejecting the Terms



Rejecting an offer of surrender gives the attacker an excuse to kill everyone inside the defenses. Such extreme measures are not usually taken except when the defenders have caused particular offense to the attacker.

## The 40-Day Truce



A 40-day truce, if granted, allows the defenders of the beleaguered fortress to send out messengers to their lord requesting relief. If reinforcements do not show up within the 40-day window the defenders may still surrender with honor and need not fear an accusation of treason from their liege lord.

## Warfare in the Age of Chivalry



In the Age of Chivalry, warfare was not the marvel of scientific determinism it is today. All too often it was treated in a "Cavalier" fashion. You gathered up the Peasants and Yeomanry from the forests and fields and sent word to your vassal Knights to meet at a predetermined place. That was "mobilization." The assembled army marched off in the general direction of the enemy. That was "strategy." When the opposing armies had finally managed to find each other, everyone got into a more or less straight line and charged. That was "tactics." Of course, the caliber and command presence of the army leaders did tend to inject a degree of finesse into such proceedings, but all too often the relatively undisciplined troops and the headstrong independence of the Feudal Chivalry turned the best of plans into chaotic confusion.

## The Time Factor



Few battles will last for an entire day. Virtually all of the action takes place in the hours of daylight, from dawn to dusk. Night actions are rare, these usually being in the form of surprise raids on encampments or siege positions. Battles therefore tend to last for 12 to 15 turns, maximum, with each turn representing approximately one hour.

Players should allow for the time lost marching their armies to the battlefield and deploying their troops. Usually, opposing armies arrive in the vicinity the evening before, spending the night near the battlefield and making final preparations for the coming fight. In the morning they break camp and march out to meet the foe. In order to recreate this standard practice, the opposing commanders should roll a 6-sided die and deduct the result from 12 or 15 to give a realistic number of turns or hours of daylight available for combat. To allow for the possibility of one side arriving at an earlier hour than the other, with time to deploy and take up good positions before the vanguard of the enemy has arrived, each commander could pick from a stock of "chits" numbered from 1 to 6 and place the chit in an envelope. When the deployment of troops is about to begin, each will reveal his chit. If one has arrived earlier, he will be able to make the number of moves indicated prior to the entry of the opposing force. Entry is always made in line of march, and the other of march must be written down at a time prior to setting up the miniatures on the battlefield.

If a number of great Lords are involved on one or both sides (at least two or three per side makes for "interesting" situations), each Lord will pick a chit from 1 to 6 to determine when his forces will arrive. Such is the chaos of Medieval warfare!

## The Campaign Battle



As part of the overall campaign, battles will take place as a result of the strategic objectives of the players. Thus the composition of the Feudal armies found in a particular engagement will be decided by the strategic moves made by the players. In many instances, unbalanced fights will occur; but that is only as it should be, for the whole purpose of strategic planning is to attack where the enemy is weakest or does not expect to be threatened.

## The Feudal Army



The makeup and organization of most medieval battles and armies follows a traditional and predictable pattern. Army tactics rarely vary. Military sophistication is at a historical low. The feudal lords have enough difficulty just getting the armies to the field without having to maneuver them too!

When a feudal lord goes to war he summons his vassals. Through feudal obligation, they come fully armed and equipped with provisions for a 40-day period (though service time is of indefinite length if the homeland is being invaded). If he has been invaded the lord probably calls up the local levy, a mob of untrained peasants armed with farming tools. Rich lords might also hire mercenaries, especially specialty troops such as archers, engineers, and spear men; or simply additional soldiers if the campaign is going to last more than 40 days.

Assembled for battle, medieval armies are divided into three sections. Each is given a unique name for the order in which they march on the road, but is called in general a *bataille* or *battalion*. The vanguard marches first, commanded by the second-highest leader. At the pre-designated battle field the vanguard lines up on the right side of the battle line.

The main *bataille* marches in the center, is led by the highest commander of the army, and assembles for combat in the center of the battle line. The rearward *bataille* is commanded by the third ranking noble, marches at the end of the line, and assembles on the left side of the field of combat. *Batailles* are subdivided into units. A unit is defined as any group of knights following a designated Unit Leader.

## Troop Types



The forces at the disposal of a Lord or Knight are given in the chapter on Knighthood, particularly in Designing the Feudal Nation. However, these figures are given only in general terms and do not indicate such factors as armor protection, types and numbers of weapons, troop training and experience, or the quality and Military Ability of the unit commanders and subordinate officers. Only the social class and basic troop organization of the different military forces is known:

- KC/KI: Feudal Chivalry is composed of Knights, Squires, and Sergeants organized into the Feudal "Spear." A spear is typically 4 men: 1 Knight, 1 Squire, and 2 Sergeants. A Spear is always AC or Armored Cavalry armed with heavy lances and heavy cavalry weapons. On foot they fight as HAI Heavily Armored Infantry.
- KC/FRI: Feudal Heavy Cavalry is composed of mounted Sergeants-at-Arms in the livery of some noble or Petit-Sergeants who are well-to-do Yeomen able to purchase a horse and armor. HC or Heavy Cavalry is organized in Spears of 4 Sergeants armed with lances and heavy cavalry weapons. Those not carrying shields will be armed with crossbows instead of lances. About 1/2 of the Sergeants not in the Feudal Chivalry are of this type. On foot, they fight as FRI Feudal Regular Infantry of the HI class. The remaining Sergeants and Petit Sergeants are LC Light Feudal Cavalry or MC Medium Feudal Cavalry. Such troops tend to be armed with spears or javelins or light crossbows and light cavalry weapons. On foot they fight as FRI Feudal Regular Infantry.
- FIL: Feudal Infantry Levy is composed of Yeomen Archers armed with longbows or light crossbows or Serfs armed with improvised weapons. Yeomen must be formed up separately from the peasantry to be above Type "C" training. They are typically Light Infantry. Yeomen also carry light infantry weapons.
- FRI: Feudal Regular Infantry is composed of Men-at-Arms in livery and are typically HI Heavy Infantry armed with pole arms and light infantry weapons.
- FCM: Feudal Civic Militia is composed of townsmen of good character and are typically LI Light Infantry armed with pole arms and light infantry weapons.
- FCR: Feudal Regular Civic Militia is composed of townsmen and hired Men-at-arms in equal proportions (see Town military levy) and are typically MI Medium Infantry armed with pikes and light weapons.
- MC: Mercenary Cavalry is comparable to mounted Sergeantry. Type "A" Mercenaries are Heavy Cavalry, Type "B" are Mediums, and Type "C" are Lights.
- MB: Mercenary Crossbowman are MI Medium Infantry (Type "A" are Heavy Infantry armed with heavy crossbows and light infantry weapons.
- MI: Mercenary Infantry are HI Heavy Infantry (Type "A" are HAI Heavily Armored Infantry armed with pikes or pole arms and light infantry weapons.
- FSC: Saracen and Moorish Cavalry are HC Heavy Cavalry armed with lances, short bows, and light cavalry weapons if Type "A;" MC Medium Cavalry armed with spears or javelins, short bows, and light cavalry weapons if Type "B" and LC Light Cavalry armed with javelins or short bows and light cavalry weapons if Type "C" or "D." On foot, they fight as a comparable class of Saracen Infantry but will use the powerful composite bow in place of the short bow.

**FSI:** Saracen Infantry are generally poorly trained and motivated levies rarely rising above Type "C" or "D". Only Elite Palace Guards of high ranking nobles and Type "A" and "B" Saracen Cavalry will be Type "H" infantry. Type "D" infantry are always LC Light Infantry armed with Mixed SSH weapons and light infantry weapons. Type "C" infantry are MI Medium Infantry armed with javelins and light infantry weapons. Type B infantry are HI Heavy Infantry armed as for cavalry.

**KNI:** Nordic Berserker Infantry are superb warriors of the MI Medium Infantry class. They are armed with Mixed SSH and heavy infantry weapons. They will never wear body armor.

**FNI:** Nordic Infantry can be HAI Heavily Armored Infantry (Huscarles, Noble Guard) if Type "A". HI Heavy Infantry if Type "B"; MI Medium Infantry if Type "C" and LI Light Infantry if type "D". Nordic formations typical include 10% Berserkers, 15% Type "A," 25% Type "B," 25% Type "C," and 25% Type "D." All are armed with Mixed SSH and heavy infantry weapons. Saxon troops can be rated as Nordics, with the Berserker group converted to Type "A" Huscarles. All Nordics will fight as Mounted Infantry whenever possible.

**KEI:** Elvish Infantry are HAI Heavily Armored infantry if Type "A" and HI Heavy Infantry if Type "B" to "D." The nimble and cunning Elves are excellent close order infantry, for they are at once highly disciplined and motivated. More telling, they are very speedy on the battlefield despite their heavy armor. All Elvish troops are armed with Mixed "PL" weapons and heavy infantry weapons.

**KEB:** Elvish Bowmen are HI Heavy Infantry for the most part and are armed with the Elvish Longbow and light infantry weapons. Elves can also field MI Medium Infantry Longbowmen as well, increasing 1/2 move speeds by 50mm (20 m/yd).

**KDI:** Dwarvish Infantry are HAI Heavily Armored Infantry without exception. By virtue of their great strength, fine weapons, and superb armor, the Dwarves are perhaps the best disciplined infantry in the campaign. Smaller than most fighters, they are able to pack the line with half again as many as any other type, except the inferior Goblins. Also, like all Nordics, the Dwarves hold with the principle of combined arms, so that their formations carry Mixed SSH, pole arms, and heavy infantry weapons. Dwarves are not mercenaries, however, and normally do not mix in wars unless large treasures are to be won or hordes of Goblin types are involved.

**FHM:** Hobbit Militia Infantry are diminutive and not particularly equal to a close fight with larger opponents, but they can give Goblins as good as they receive. They are superb shots and are armed with Mixed SSH weapons, pole arms, and light infantry weapons. They tend to be comprised of 25% HI Heavy Infantry, 25% MI Medium Infantry, and 50% LI Light Infantry. When hiding in thickets or other brush cover they are undetectable until one is within 150mm (60 m/yd).

**FUI:** Uruk-Hai HI Heavy Infantry are the most fearsome of the Goblin races in battle because they are well trained and disciplined. They are in fact almost equal to Feudal regulars and Civic Militias. They tend to be armed with Mixed SSH, pole arms, and light infantry weapons. About 20% of any large force are Type "A," 20% are Type "B," 30% are Type "C," and 30% are Type "D."

**FWC:** Goblin Warg Cavalry are the dreaded Wolf Riders. Mounted on savage wolves, the Goblins are superior to most of their kind. While their wolves attempt to bite and pull down adversaries, the Goblin riders fight with javelin and light cavalry weapons.

**FGL:** Goblin Infantry is poorly trained, disciplined, and armed. Their best are HI Heavy Infantry of Type "C." About 33% are MI Medium Infantry and 33% are LI Light Infantry both of Type "D." The Heavy troops are armed with pole arms and light infantry weapons. The Medium troops are armed with javelins and light infantry weapons, while the Light troops have Mixed SSH and light infantry weapons.

**KTI:** Trollish Infantry are perhaps one of the most fearsome sights on any battlefield. They are simply too hard to kill because of their regeneration of damage and their tough hides. Fortunately, there are never too many found on a battlefield, and they have not learned to fight in close order so they can be overwhelmed by sheer numbers. Once they panic, they cannot be rallied. Trolls are HAI Heavily Armored Infantry. There is a chance of having 1-10 units of 10 Trolls, with a 25% chance of their being Type "A," "B," "C," or "D." A Magick User usually is needed to command them.

**FGI:** Giant Infantry are very rarely seen in battle simply because the appearance of large numbers of them tends to bring a counterbalancing force of Heroes from Valhalla (see Demonic Infantry). Giant Infantry correspond to FRI and FIL troops, except that their missile troops are very limited. When they manage to remember the fact, they can throw rocks like siege engines. They prefer to close with the enemy, however, and mangle him with heavy infantry weapons. Type "A" are Elite troops in HI Heavy Infantry Armor. Type "B" are MI Medium Infantry, while Types "C" and "D" are LI Light Infantry. The weight of armor or lack of it is irrelevant to the rate of movement because of the Giants' great strength.

**DI:** Demonic Infantry are troops drawn from the Legions of Hell or the Halls of Valhalla. They are always HI Heavy Infantry and are armed with pole arms and heavy infantry weapons. Heroes of Valhalla also carry Mixed SSH weapons, while 25% of the hellish Legions carry short bows or light crossbows.

## Social Class

Both human and non-human troops are classed under one of three categories:

**Class K:** Chivalric Troops, comprised of Knights, Sergeants, and Squires-at-Arms. Such troops usually are elite cavalry. When applied to Nordic Berserks, Elves, the Dwarves, Trolls, and Demonic Infantry, the "K" designation signifies a very high morale, superb training and equipment, and/or supernatural force.

**Class F:** Feudal Troops, usually under the leadership of Sergeants, Yeomen of substance, or prominent Burghers. Such troops are generally levies called up from the countryside or the towns for limited military service. However, the trained Men-at-Arms and the auxiliary cavalry of the Petit Sergeantry are in fact at a professional level of training and experience--the "regulars" of the Feudal armies. Paid Civic Militia are "regulars" as well.

**Class M:** Mercenaries, comprised of landless men or else foreigners serving under their own leaders for pay. They tend to be well-trained and disciplined but are not too dependable when the battle turns into a bloodbath.

All Class K and F troops with the exception of FRI Feudal Regular Infantry, KEI and KEB Elvish troops, and KDI Dwarvish troops will use normal 6-sided dice in morale tests, etc. Mercenaries, Feudal Regulars, Elves, and Dwarves use special 2-3-3-4-4-5 dice. The overall effect is that the later types are far more predictable and steady. Social class will also affect morale checks when charging social superiors.

## Training and Experience

There are four levels of training and experience which troops may attain:

**Type A:** Elite Veterans who have had much campaign experience and enjoyed battlefield success. Their morale and training are consequently of the highest quality. The average "experience" levels of individual members of such units is 15+ experience factors or 150,000 experience points and above.

**Type B:** Seasoned Veterans who have seen a number of campaigns and now possess self-confidence and pride in their units. The experience equivalent is an average 8 to 15 experience factors per man.

**Type C:** Average Troops who have had some experience and training but who have not as yet distinguished themselves in battle. If Knights or Sergeants, they are still in training and are somewhat inexperienced. If Mercenaries, they are likely not too well paid or else are undependable. Experience equivalent is an average 1 to 8 experience factors per man.

**Type D:** Green or Poor or Disaffected Troops who have either a minimum of training and experience or else are nursing some smoldering grievances. All Replacement troops for casualties are of this type for 1 year after they are called up for training and service. If they are Knights they are likely much better fighters but are in a rebellious frame of mind. If they are Feudal Regulars, they are Sergeants or Men-at-Arms who have not been paid or have been badly treated or led. All Mercenaries who are unpaid are in this class. Feudal levies are either poor troops or have been pressed into service longer than 60 days with poor or no pay or else have ploughing and harvesting to do. All Goblins except Uruk-Hai are Type "D" in bright sunshine.

## Armor Protection and Mounts

**LC:** Light Cavalry are troops mounted on sturdy medium horses. They wear no protective clothing and either are without shields or are unable to use them. Most Saracen Cavalry is of this type.

**MC:** Medium Cavalry are troops mounted on sturdy medium horses. They wear a leather jerkin, brigandine, scale or quilted armor, or mail shirt, but not using shields, or they carry shields and wear no armor.

**HC:** Heavy Cavalry are troops mounted on large warhorses. They wear mail shirts or breastplates and use shields, or else are clad in 3/4 scale or mail armor and do not use shields. The finest Saracen Cavalry is of this type.

**AC:** Armored Cavalry are troops mounted on large warhorses. They wear full mail armor and use shields. The Feudal Chivalry are of this type.

**HAC:** Heavy Armored Cavalry are troops mounted on large

warhorses protected by quilted, leather, or mail barding. They wear full armor and carry shields. Elite Chivalric cavalry is always of this type.

- LI: Light Infantry are foot troops with no protective clothing and either are without shields or are unable to use them. The Peasant Fyrd and the Type "D" Saracen foot are almost invariably of this type, unless equipped by their lords with better arms and armor.
- MI: Medium Infantry are troops protected by leather jerkins, quilted or scale armor, brigandines, or mail shirts but without shields or troops without armor but using shields.
- HI: Heavy Infantry are troops protected by leather jerkins, quilted or scale armor, brigandines, or mail shirts and shields, or troops wearing 3/4 mail or scale armor but not carrying shields.
- HAI: Heavily Armored Infantry are troops clad in full mail armor and using shields.

## Weapons

A wide range of weapons is available for use by the troops. Initially, all troops are armed as indicated for their type.

### Cavalry Shock Weapons

- Lance: Heavy European lance, 12'+, used couched by HC, AC, HAC.
- Light Lance: Lighter Eastern lance, 12', used by Saracen and European AC and HC.
- Spear: Spear 9'-12' used couched or over-aim by LC, MC, HC, AC.
- All other Weapons: Javelins and all hand-held melee weapons.

### Cavalry Melee Weapons

- Heavy Weapons: Broadsword, Mace, axe, hammer, morning star, flail used by KC.
- Light Weapons: Javelins, light swords, scimitars, etc., used by LC, MC, FSC.

### Cavalry Missile Weapons

- Short Bow: European or Eastern Self-bows used by LC, MC, FSC.
- Crossbow: Light manually loaded crossbow used by Feudal LC, MC.

### Infantry Shock Weapons

- Pikes: Shafted weapons over 12' used by FRI, MI, FCR, dismounted KC.
- Pole Arms: Spears, bills, halberds, etc., used by almost all infantry.
- All other Weapons: Light and Heavy weapons, javelins, etc., used by infantry.

### Infantry Melee Weapons

- Heavy Weapons: Broadsword, etc., used by KC/KI, FRI, KNI, FNI, KEI, KDI, KTI, FGI.
- Light Weapons: Light swords, scimitars, javelins, etc., used by most infantry.
- Pole Arms: Spears, bills, halberds, etc., used by most infantry.
- Pikes: Shafted Weapons 12'+, used by KC/KI, FRI, FCR, and Mercenary MI.

### Infantry Missile Weapons

- Short now: European or Eastern Self-bows used by LI, MI, HI.
- Lt. Crossbow: Light manually loaded crossbow used by Sergeants, FRI, MB, FCM, FCR.
- Hv. Crossbow: Heavy windlass loaded crossbow used by Type "A" Mercenary MB.
- Longbow: Yew bow used by English FIL (Yemen) and Elvish EIB.
- Composite Bow: Eastern bow comparable to longbow for range, used by FSI,

### Special Weapon Combinations

- Mixed "SSH" Weapons: Mixed missile weapons: 25% short bows, 25% slings, 50% hand-hurled weapons. Such a force is a blend of 1 shortbowman figure, 1 staff-slinger figure, and 2 javelin or axeman figures.
- Mixed "PC": Mixed pole arms but including 25% crossbows. Such a force is a blend of 3 pole-armed figures to 1

- Weapons: Crossbowman. Crossbows are of the "light" variety except for Mercenary Type "A" infantry who do use the "heavy" crossbow.
- Mixed "PL" weapons: As for Mixed "PC" except that 25% are English Yeoman Longbowman FIL and Elvish Bowman KEB.

Mixed forces always have the training and experience level of the largest group in the force. For example, Mixed "PC" would have the training and experience of the pole-armed troops, not the Crossbowman.

## Cost of Weapons, Armor, and Pay

It is assumed that troops show up initially with the weapons indicated for their type. However, replacements for casualties and improvement of arms or armor requires an extra expenditure. The following costs are for a Type "D" fighting man. A higher degree of training and experience increases the cost.

Type	Armor/Man	Armor/20 men	Pay/man/day	Pay/20 men/day	Other
LC	-	-	5 sp	4 gp	15 gp/horse
MC	50 sp	40 gp	8 sp	7 gp	15 gp/horse
HC	100 sp	80 gp	10 sp	8 gp	15 gp/horse
AC	400 sp	320 gp	15 sp	12 gp	20 gp/horse
HAC	550 sp	440 gp	20 sp	16 gp	20 gp/horse
LI	-	-	1 sp	1 gp	Mounts for Mounted Infantry are 10 gp each.
MI	40 sp	32 gp	2 sp	2 gp	
HI	90 sp	72 gp	4 sp	3 gp	
HAI	350 sp	280 gp	6 sp	5 gp	
Longbowman			+4 sp	+3 gp	Mules, Oxen, Draft Horses, etc., are 5 gp each.
Heavy Crossbowman			+6 sp	+5 gp	
Light Crossbowman			+4 sp	+3 gp	
Elvish Infantry or Bowman			+10 sp	+8 gp	Unless controlled by a player, these troops are difficult to hire. Trolls and Giants will rarely be obtained in large numbers--usually 10 to 100 at most.
Dwarvish HAI			+10 sp	+12 gp/30	
Goblin Infantry			-2 sp	-2 gp	
Uruk-Hai Heavy Infantry			+1 sp	+1 gp	
Goblin Cavalry (MC or HC)			+2 sp	+2 gp	
Trollish Infantry			+50 sp	+20 gp/10	
Giant Infantry			+75 sp	+30 gp/10	

## The War Chest

Every landed nobleman and independent town will maintain a "war chest" or stock of money to equip and pay troops, to build and improve fortifications, and to finance his military campaigns. At the beginning of the campaign or upon a character's entering the game in a hitherto undetermined fief, a noble will have from 6 to 10 times his net monthly income in his war chest. These monies include all readily saleable assets and collateral to be offered up to secure loans. As the campaign progresses, the sums in the war chest may grow or shrink, depending upon the saving and spending policies of the particular Lord.

### Upgrading Training and Experience

Initially, all forces are at the base training and experience level, Type "D." Up to 50% of the monies in the war chest at the start of the campaign may be expended to upgrade the quality of a Lord's feudal forces from Type "D" to higher grades:

- Type "A": No more than 10% of one's forces may be Elite Veterans in the beginning. Later, this may be increased to 20%. Most should be Chivalry.
- Type "B": No more than 15% of one's forces may be Seasoned Veterans in the beginning. Later, this may be increased to 20%. Most should be Sergeants.
- Type "C": No more than 25% of one's forces may be Average Troops in the beginning. Later, this may be increased to 50%.
- Type "D": Initially, 50% of one's forces are Poor or Green Troops. Later, this may be decreased to 10%.

The increased costs to provide armor and pay for Type "C," "B," and "A" troops are taken as a percentage increase of the cost of comparable Type "D" troops:

- Type "C" Cavalry: increase cost by 25%.
- Type "B" Cavalry: increase cost by 50%.
- Type "A" Cavalry: increase cost by 100%.
- Type "C" Infantry: increase cost by 20%.
- Type "B" Infantry: increase cost by 40%.
- Type "A" Infantry: increase cost by 80%.

During the winter of each year, the players commanding forces of men are able to upgrade the quality and equipment of their troops by expending money from the war chest. However, troops may be advanced only one grade. For example, Type "B" troops may be upgraded to Type "A," but Type "C" troops can be upgraded only to Type "B." There is always a 10% minimum of Type "D" troops, representing replacements, untrainable units, disaffected or poorly led troops, and so on.

## Replacements

**R**eplacements may always be raised from the population, but no more than 20% of the total feudal force which a player possesses initially may be replaced from adult males in his feudal demesne. The reasons are essentially economic: men are needed to provide food and other services and, while 100% replacement would be possible, the delicate economy of the barely efficient fiefs would be totally shattered. Furthermore, several disastrous battles would so decimate the manpower that the next generation would be far smaller.

Replacement troops are always rated as Type "D" Green forces until the year has passed and the upgrading season is reached. Replacements may be called up at any time during the spring, summer, or fall, but no more than 20% may be called in a year.

## Mercenaries

**N**o more than 20% of the total force possessed by a player may be Mercenary in nature. To hire Mercenaries, a Lord must "negotiate." Negotiations involve paying 1-3 months' pay in advance to secure the arrangement (that is, to bribe the Captain of the Free Company to commit his troops to service). A Mercenary Company typically is comprised of up to 25% Type "A," 25% Type "B," 40% Type "C," and 10% Type "D" troops. Casualties may be replaced by promotion from lower grades of experience in the winter upgrading period as for Feudal troops. Recruits may also be found up to 20% of the Company's strength, with half being Type "C" and half Type "D" troops. Recruitment takes place in winter or early spring.

## Replacement Weapons

**W**hen new troops are raised or upgrading of arms is necessary, weapons have to be bought. The following prices are based upon the manufacture of the arms inside the demesne of a Lord by his own armorers. Mercenaries not in service will pay an additional 50% for weapons.

Type	Cost/man	Cost/20 men	
Heavy Lance	15 sp	12 gp	
Light Lance	10 sp	8 gp	
Cav. Spear	10 sp	8 gp	
Pike	15 sp	12 gp	
Pole Arms	10 sp	8 gp	
Javelin	7 sp	6 gp	
Heavy Weapon	75 sp	30 gp	
Light Weapon	50 sp	20 gp	
Mixed SSH	20 sp	16 gp	
Mixed PC(L)	35 sp	28 gp	
Mixed PC(H)	50 sp	40 gp	
Mixed PL	35 sp	28 gp	
Peasant Arms	5 sp	4 gp	
Short Bow	25 sp	20 gp	
Long Bow	75 sp	60 gp	
Composite Bow	125 sp	100 gp	
Light Crossbow	75 sp	60 gp	
Heavy Crossbow	150 sp	125 gp	
Elvish Bow	200 sp	160 gp	
100 Arrows	20 sp	16 gp	100 Arrows or Bolts = 5 "flights" of missiles in combat. Adequate supply of arrows and bolts is necessary for combat efficiency.
100 X-bow Bolts	30sp	25 gp	

## General Field Costs

**I**n addition to armor, weapons, and training, other costs may be incurred. These include providing food and fodder, hiring blacksmiths and armorers to maintain armor, weapons, and horses, etc. Such costs are borne by the vassals for the 60 days of feudal service and by the Lord thereafter. The Lord must pay for his personal troops, however.

Type	Cost/man	Cost/20 men
Infantry	1sp	1 gp
Cavalry	3 sp	2 gp
Chivalry	5 sp	4 gp
Animals	1 sp	1 gp

Physicians 5 cp 4 sp

A special cost is that borne when Mercenary troops are included in the army. Mercenary Companies are on 1/4 pay when on long-term service, taking most of their pay in the form of maintenance. When in the field, they revert to full Pay.

## Military Engineers and Artificers

**T**roops trained to build and operate siege engines are specialists. If Feudal troops, they obtain full pay the moment they take to the field. If they are Mercenaries, they receive pay as Type "A" troops + 50% so long as they are in the service of a Lord.

Only 1 military artificer will be found per 20 men in Feudal service, and 2 will be found per 20 Mercenaries. Artificers are rated as MI infantry but receive HI pay + 50%. Small siege engines require crews of 5 artificers, and large ones need 10. Military Engineers are classed as Command Figures and receive 1 GP plus an additional 10 SP per Military Ability Factor (MAF) they possess. They are accorded rank equal to Knights. For purposes of command, a Military Engineer is required to command forces with more than 40 artificers. Generally, one Military Engineer will be present in a Mercenary Company (random roll for MAF on 1-10 die). There is also a 10% chance per 100 Knights, Sergeants, and Men-at-Arms in a Lord's service that one has the talents of a Military Engineer, with a random roll for MAF. Check once for each 100 men of these types.

## Battle Scales

### Frontages

The following guidelines should be followed when mounting figures on bases and spacing them on the battlefield:

Frontage of Figure in Formation

Type of Unit	Base	Close Order	Normal Order	Open Order	Depth
Light Infantry	20mm	20mm	25mm	30mm	15-25mm
Medium Infantry	15mm	15mm	20mm	25mm	15-20mm
Heavy Infantry	15mm	15mm	20mm	25mm	15-20mm
Light Cavalry	20mm	20mm	30mm	35mm	40-50mm
Medium Cavalry	20mm	20mm	30mm	35mm	40-50mm
Heavy & Armored Cavalry	20mm	20mm	25mm	30mm	40-50mm
Trolls & Giants	25mm	25mm	30mm	35mm	25mm

### Scales

Ground scale is 1 : 400, with 2.5mm = 1m/yard or 1" = 10m/yard.

1 25mm figure usually represents 20 men. Dwarves, Hobbits, and Goblins have 30 men per figure, but only Dwarves count these as having an effective basic strength of 30. In the Case of Giants and Trolls, only 10 men are represented, with each man having a basic strength of 6 or 60 for the figure.

1 siege engine or wagon figure represents 4 engines or wagons.

1 turn represents a real time period of 10 minutes, but for purposes of game play, each turn represents an hour. Time is expanded to keep games in realistically playable limits.

1 movement phase represents a real time period of 3-5 minutes, but for purposes of game play, each phase represents 30 minutes.

### Smaller Scale Battles

If players are conducting operations on a smaller scale, as when fighting Baronial armies, a 1 : 10 scale can be used without modifying the movements or ranges. Each figure will represent 1/2 its normal strength: 10 men, not 20; 2 war engines, not 4; and so on. The Commander Rule may be modified to permit senior Knights to lead Knights. Minor inconsistencies will result, but the battles still prove to be playable and balanced.

Casualties need not be halved. Simply rate each figure at double its normal value.

## Equipment

Players will need the following equipment:

25mm miniatures.

Rulers: Metric rulers marked in millimeters are preferred, but inch markings can also be used.

Dice: 1d100 percentage dice, and several ordinary 6-sided dice and several marked 2-3-3-4-4-5. The special dice can be manufactured from ordinary dice by painting over the sides, then painting in new pips. The surface can be protected by coating with several layers of Urethane or other clear plastic paint. These specialized dice can also be purchased from a few suppliers. The special dice are

used for Regulars and Mercenaries, and the ordinary dice for all others.

*Pencil and Paper:* For recording troop data, orders, and casualties.

## Movement Rates



The following table contains the maximum distances which troops may move in clear terrain. Maneuvering, changing formations, and terrain features may slow movement. The ground scale is 1 : 400 or 2.5mm = 1m or 1 yd. Those players preferring measurement in inches can use a scale of 1" = 10 yds. For ease of conversion, the movement distance in meters/yards is given in brackets and conversion to inches can be made by dividing the distance by 10.

Type	Order	Normal Move	Force March	Charge
LC	Close	150mm	300mm	400mm
	Normal	200mm	400mm	500mm
	Open	250mm	500mm	650mm
MC	Close	150mm	300mm	400mm
	Normal	200mm	375mm	475mm
	Open	225mm	450mm	600mm
HC	Close	150mm	300mm	400mm
	Normal	200mm	375mm	450mm
	Open	225mm	450mm	550mm
AC	Close	150mm	300mm	400mm
	Normal	200mm	375mm	450mm
	Open	200mm	450mm	500mm
Mounted Infantry	Normal	200mm	350mm	400mm
	Open	200mm	375mm	450mm
LI	Normal	200mm	250mm	275mm
	Open	225mm	275mm	300mm
MI	Close	150mm	200mm	200mm
	Normal	150mm	200mm	225mm
	Open	200mm	250mm	275mm
HI/HAI	Close	150mm	200mm	200mm
	Normal	150mm	200mm	225mm
	Open	175mm	250mm	250mm
Elves	Close	200mm	250mm	250mm
	Normal	200mm	275mm	300mm
	Open	250mm	300mm	350mm
Trolls	Normal	150mm	250mm	250mm
	Open	175mm	300mm	300mm
Giants	Normal	200mm	300mm	350mm
	Open	250mm	350mm	400mm
Wargs	Normal	150mm	350mm	400mm
	Open	200mm	425mm	475mm
Transport		150mm	200mm	
Mule train		175mm	250mm	
Light War Engine		150mm +25mm if 4 additional horses or 20 men		
Heavy War Engine		100mm +24mm if 8 additional horses or 40 men		

Barding reduces Cavalry movement by 50mm if light or medium horse are so protected. Heavy cavalry horses are slowed by 25mm. armored cavalry mounts are capable of carrying barding without penalty.

Transport typically includes 5 wagons or carts drawn by 2 mules, horses, or oxen.

Light War Engines (4 per figure) are pulled by 8 draft animals; heavy engines by 16. Thus Light Engines require 24 animals per figure and Heavy Engines need 48. Speed can be increased slightly adding the number of animals or men per engine, as indicated above.

## Terrain Features

**Open Terrain:** flat ground presenting no significant obstacles to visibility, movement, or missile fire.

**Open Woods:** scrubland, orchards, etc., restricting movement, visibility. and effects of missile fire.

**Dense Woodland:** extensive undergrowth and severe restriction of movement, visibility, and effects of missile fire.

**Rolling Hills:** slopes of a gradient insufficient to impede movement but blocking view from lower ground and giving troops occupying them a height advantage in combat.

**Water:** Small streams are fordable all along their length. Rivers can be crossed only by boat, bridge, swimming, or fording. The banks of water obstacles impede movement but offer no cover and troops crossing water or banks are downhill to any enemy on land.

**High Banks:** steep slopes along streams, rivers, etc., which impede movement.

**Cliffs:** very steep slopes which greatly impede movement. Perpendicular cliffs must be scaled with ropes.

**High Hills:** slopes are steep and impede movement considerably. Otherwise, they are like low hills.

**Bridges and Linear Barriers:** all bridges and obstacles of considerable length such as low stone walls, top of battlements, hedges, etc., impede movement. Bridges are often only 1 figure wide. Low walls and hedges provide cover and limit visibility and missile fire. Battlements provide extensive cover and reduce missile effects severely. They must be climbed using stairs, ladders, or ropes.

**Muddy Ground:** any terrain feature heavily wet by rains. Charges are reduced by 1/3 and normal movement by 1/2. Cavalry will take casualties from bad falls and overriding fallen troops.

**Marshes:** soft, water-covered ground which impedes or even prevents movement. Marshes can either be open terrain or open woods filled with reeds, tall grasses, and trees.

## Visibility

As long as the line of sight is unobstructed, visibility in clear weather is unlimited.

Rolling hills, high hills, and linear obstacles may completely conceal the presence of troops unless they show themselves in line of sight.

Open woods restrict visibility to 150mm and troops concealed on the edge will not be seen until approached to within 200mm.

Dense woodland restricts visibility to 75mm and troops concealed on the edge will not be seen until approached to within 100mm.

Fog may act either as open or dense woodland in effect. Troops charging through fog at a speed faster than the maximum visibility will not be able to avoid obstacles that suddenly appear before them 30% of the time.

Missile troops firing from a wood automatically give away their position. Missile fire in fog is impossible beyond the range of maximum visibility.

Buildings and fortifications completely block visibility unless troops show themselves in windows or doors or over the battlements. Arrow slits in towers provide total cover.

## Effect of Terrain on Movement

Terrain	Effect of Terrain
<i>Open Terrain</i>	All troops, transport, and siege engines move at normal speeds.
<i>Roads</i>	All terrain effects negated except Mud (unless all-weather road).
<i>Open Woodland</i>	Infantry may march in normal or open order at full speed. Cavalry and Infantry in close order move at 1/2 speed. Transport and siege engines are restricted to roads and tracks.
<i>Dense Woodland</i>	All infantry must move in open or normal order at 1/2 speed. Cavalry, transport and siege engines are restricted to roads and tracks.
<i>Rolling Hills</i>	All combat troops are unimpeded. Transport and siege engines move at 2/3 speed.
<i>Rivers, Streams and Moats</i>	If wading is possible, all movement is at 1/2 speed. If fording is possible only by swimming, only Light Infantry and Cavalry troops may cross at 1/5 speed (no charge or forced marches)
<i>High Banks</i>	All Light and Medium Infantry lose 25mm of movement. All heavy Infantry and Cavalry lose 50mm of movement. Transport and siege engines require 1 phase at the bank to move.
<i>Cliffs</i>	All Light Infantry climb or descend at 1/3 speed. All Medium and Heavy Infantry climb or descend at 1/5 speed. Cavalry, transport and siege engines cannot cross this terrain.
<i>High Hills</i>	All Infantry move at 1/2 speed upslope. All Cavalry moves at 1/3 speed upslope. All transport and siege engines move at 1/4 speed.
<i>Bridges and Linear Barriers</i>	Infantry deduct 50mm from their speed when crossing. Cavalry deduct 50mm at normal speed and 1/4 speed in charge. Transport and siege engines may cross only at bridges and gaps.

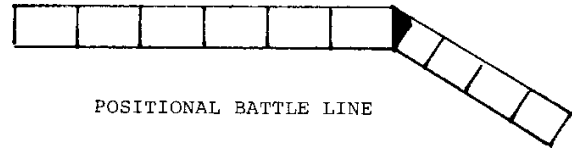
- Fortifications** All infantry deduct 50mm at top of battlements. Cavalry, transport, and siege engines may cross only through gates.
- Sharpened stakes** All troops cross at 1/2 normal speed. Charges are not possible. The troops must halt one phase in front of the barrier. Transport and siege engines may cross only through gaps.
- Scaling Walls** All Light and Medium Infantry require 25mm to climb 10 feet. All Heavy Infantry require 50mm to climb 10 feet.
- Stairs** All Infantry require 25mm to climb 10 feet. (Single file movement)
- Muddy Ground** All charges reduce by 1/3 speed and all normal movement by 1/2 speed.




BATTLE/LINE




SKIRMISH LINE



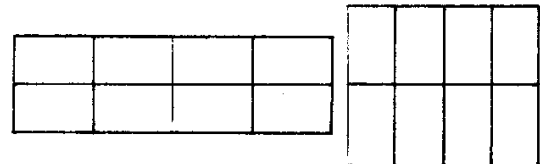
POSITIONAL BATTLE LINE



COLUMN



COLUMN OF MARCH



CHANGE OF FACE (Done by Stand)

## Formations and Movement



he battle is fought in a series of turns. Movement is taken in turns of simultaneous action and each turn of movement/combat takes place in two phases. The sequence of play is as follows:

1. Determination of return of troops voluntarily off the battlefield.
2. Writing of turn orders.
3. Announcement of all intended charges in the first phase.
4. Movement of all charging units after they test morale.
5. General movement.
6. Missile fire and casting of magical spells.
7. Morale tests as a result of missile fire, including the reaction of neighboring friendly units.
8. Pre-melee morale checks.
9. Melee.
10. Post melee reaction of troops.

When this sequence is completed, the second movement/ combat phase occurs. The operations described in #2 to 9 are repeated. At the end of the second round of melee, the following operations are performed:

11. Post-melee morale tests.
12. Post-melee pursuit determinations and free facing.

## Formations

All units are, by definition, formed bodies of troops and must have a set formation. The following formations are possible:

**Battleline:** All figures in the unit are facing in the same direction and are in normal or close order. The line may be two figures deep if Light Infantry, three figures deep if Medium or Heavy infantry, and four figures deep if Armored or Heavily Armored Infantry. The battleline will be relatively straight.

**Positional Battleline:** All figures in the unit are facing in the same general direction but the battleline has been bent to conform with terrain such as hills and woods in order to keep the entire unit within the confines of the terrain. Otherwise, like a Battleline.

**Skirmish Line:** A single rank of figures extending in open order. All figures in the unit are facing the same direction. A skirmish line is never used to attack close order troops and will fall back when attacked.

**Column:** All figures are facing in the same direction. The column is deeper than the Battleline and always moves in normal order.

**Column of March:** When travelling along a road a unit will assume a width to conform with the width of the track they are following. A Column of March will be one to three figures wide and as deep as is necessary to maintain unit integrity. A Column on the march is always in open order unless Heavy, Armored, or Heavily Armored Infantry, which may be in normal order.

**Defensive Square:** All figures in the unit are facing outward from a common center, with the lines not deeper than prescribed for a Battleline. Since a defensive square is used only in moments of grave peril or when facing an immediate attack by massed cavalry, a morale test is required by all infantry not of Type "A" or "B" status.

### Change of Formation or Facing

A unit may perform one of the following functions in each phase of the movement turn:

**Change Formation and/or Density:** A unit may change from one formation to another. Also, a unit may change density from open, normal, or close order. Half of the movement will be lost in such a maneuver and charges or double-time marching are impossible that phase.

**Change Facing:** A unit may change the direction it is facing at a cost of one-quarter of its movement per 90° the unit turns, then move the remaining distance.

**Advance:** A unit may advance to the limit of movement allowed.

**Fall Back:** A unit may fall back its normal move distance without turning its face from the enemy.

**Retreat:** A unit may turn away from the enemy and fall back its full charge move or it may turn away from the enemy, fall back one-half its movement and turn around again (50% of the time if it is pursued). The unit must double-time to do so.

**Rally Back:** Cavalry may fall back its full normal move to regroup of a charge if repulsed in its previous attack. It can rally back at gallop speed if it desires. It always turns in time.

**Wheel:** A unit may pivot on the end of one flank or another (or along any point in between if attempting to move around the flank of an enemy unit it is overlapping or to conform to terrain features). A Wheeling maneuver sees the pivot point remain stationary while the farthest flank moves up to its maximum allowable distance without breaking the line.

**Rout:** An immediate breaking of formation and general retirement to the rear without any thought of further disciplined action. The unit will be in open order, with backs to the enemy, and routs at the double.


**Dismount/Mount:** Mounting or dismounting and deploying takes one-half the movement of a cavalry or mounted infantry unit to a



maximum of 150mm (60m/yd). When mounting, cavalry are unable to charge or gallop in the same movement phase. One figure in ten holds mounts.

Stand: A unit may choose to do nothing in the way of movement. An unformed or disordered unit may restore some semblance of formation to its ranks by standing and sorting out the mess. This is especially true of Type "C" and "D" troops which are not trained and drilled enough to reform on the move.


### Disorganization

 unit becomes disorganized and is unable to execute movement or melee or fire missiles effectively when one of the following conditions exists:

1. Troops have undertaken a "forced march."
2. Troops are crossing sharp ridgelines, linear obstacles, wading or swimming, climbing cliffs, or scaling walls with ladders and ropes.
3. Cavalry has been charged while standing.
4. Troops have been charged in flank or rear while changing formation or engaged frontally in close combat.
5. Troops have lost a commander who was captured or killed in the previous phase.
6. Troops have not been able to rally after a rout, pursuit, melee, or charge that was unsuccessful.

Disorganized troops move at 2/3 normal speed and may melee or fire missiles from the front rank only. Disorganization lasts so long as the conditions causing it continue. If disorganized and pushed back as a result of close combat, the troops will also be disorganized in the subsequent phase.


### Rallying

ften the completion of a melee, a pursuit, an unsuccessful charge, or a rout troops will need time to rally and reform ranks. While they are rallying, they may advance only if they are Type "A" troops and led by a Commander of MAF 8 to 10. Otherwise, they are able to stand or retire at normal speed. Until they have rallied and reformed all missile fire and close combat is conducted as if they were disorganized troops. The time taken to rally is given in phases and depends upon the training and experience of the troops affected:

Combat Situation	KC Type				
	Type A	Type B	Type C	Type D	A or B
Following a charge or melee	1	1	1	2	1
Following a hot pursuit	1	1	2	3	1
Following a rout	2	2	3	4	2


All Cavalry not belonging to Elite or Veteran Chivalry will require 1 extra phase to rally and reform if they had charged into a melee.

### Passage Through Friendly Units

ll sub-units of a formation may pass through any other units of the parent formation without movement penalty so long as the unit that is interpenetrated is in normal or open order. If in close order, the units passing through lose 25mm of movement for each rank of figures passed through. If passage is not completed and the formation is attacked in melee, treat the formation as disorganized.

In all other cases, interpenetration is possible only if a unit has "broken" and routed during close combat or had failed a morale test. Lighter troops may not pass through formations of heavier friendly troops unless the heavier unit is in open order.


### Forced Marches

nfantry in open order may march "at the double" on alternate turns for both phases of the turn. Marching at the double causes the troop to become "winded" and fatigued. The troops are "tired" during the last phase of the forced march and in the first phase of the subsequent turn. Tired troops move at 1/2 speed, cannot charge, and fight with impaired efficiency.

Cavalry and Light Infantry may gallop or march at the double in one phase of each turn without becoming fatigued. The march must be made in open order. If the forced march is made in both phases of the turn, only Type "A" or "B" Cavalry will not become "tired." Even Type "A" troops will be fatigued if the forced march is performed in three successive phases without a rest phase in between.

Type "A" or "B" Elves and Dwarves are considered as equivalent to Cavalry of equal training and experience when forced marching. The condition of such infantry is superb and thus a fatigue situation is averted.

## Charging into Melee


 "charge" is any move intended to bring troops rapidly into close combat with the enemy in the phase in which it is executed. A charge must be announced prior to all other forms of movement. In a charge, troops move their normal distance, then all missile firing and morale tests are determined, in that order. The charge bonus is then added to the move and, if contact is made, "impact" results are determined for the shock of the charge as it meets the enemy line.

Charges must be announced against a specific enemy, as stated in orders. The enemy must be within reach of a charging unit and visible to it at the beginning of a movement phase. If the unit does not make contact with the enemy, it will nevertheless continue to the limit of its charge distance. It should be noted that measurement of distances prior to charging is not allowed.

All troops defending against a charge must stand, evade the charge, or countercharge. A countercharge may be declared after the attacker has announced a charge, and it may be executed after the troops involved have completed their reaction time. If the charging enemy makes close contact before the reaction period is over, no countercharge can be launched. Also, if the charging troops reach the enemy within the normal movement distance, the defenders do not have time to fire missiles and neither side is required to test morale prior to melee.

Mounted Infantry may charge a position in order to dismount and seize it or else deploy and attack. Cavalry may similarly charge and dismount to make an attack on foot.

## Skirmish Lines


 skirmish line may be established by any class of troops. The line is formed in single rank, with open order frontage. The line is "transparent" to missile fire directed from troops behind the skirmish line to targets in front of the skirmishers. Skirmishers will engage advancing enemy forces with missiles and even meet them in close combat so long as the enemy is in normal or open order. Skirmishers will always evade close order troops if they are of any equal or heavier class.

Skirmish lines formed by Light or Medium Infantry can turn away and evade a charge or melee attack so long as the enemy is not mounted or equal or faster in movement if infantry. A cavalry skirmish line can evade any attacker not equal or faster in movement.

Evading skirmishers can move up to their full movement distance directly away from the attack and are able to complete that movement facing the enemy. However, if the evading skirmishers fail to outdistance pursuit they are caught with their backs turned. Only Heavy Infantry and Heavy or Armored Cavalry skirmishers will stand or countercharge in the face of an attack; Medium and Light Infantry will always evade superior forces.

Missile armed troops who are not able to fire "all around" will be unable to fire during an evasion maneuver.


## Retreat and Withdrawal

 unit may voluntarily retire away from the enemy up to its full charge move or it may fall back 1/2 the distance and turn around again (50% of the time if it is pursued by the charging or advancing enemy). The unit falling back must "double time" to do so and will "break" if contacted by the enemy unless Type "A" or "B" troops. This is a controlled retreat in the face of the enemy.

A unit may fall back its normal movement distance without turning its back to the enemy. The maneuver can be used if there is sufficient reaction time when receiving a charge by the enemy, but 1/2 the distance fallen back is counted toward being "pushed back" if the unit loses a melee.

Cavalry may always rally back its full normal move to regroup for a charge if repulsed in its previous attack. This rate can be increased to gallop speed if desired. The Cavalry always have time to turn back toward the enemy before it stops unless the enemy is of an equal class of mounted troops and pursues. Rallying Cavalry may turn and countercharge pursuing (charging) infantry or lighter cavalry. However, if heavier cavalry is pursuing (charging), the rallying force will "break" if close contact is made before the reaction time elapses.

## Reacting to Enemy Action

 troops are able to use their initiative and common sense to counter a situation not fully anticipated in their orders or a "surprise" situation forced upon them by a concealed enemy. Reaction requires time, however, and the reaction times vary considerably for troops of different levels of training and experience. The nature of the situation also affects reaction time:

Expected actions by the enemy (covered in orders or considered likely under the circumstances) usually are subject to quick reaction. When the enemy is seen at the beginning of a movement phase or his presence in some concealment has been previously observed or else suspected in orders, reaction times of Type "A" and "B" troops are immediate, Type "C" troops require 1/3 move, and Type "D" troops require 1/2 move.

Surprise actions by an enemy suddenly appearing within charge distance, revelation of an unexpected charge, fire by previously concealed missile troops, etc., increase reaction times. Type "A" and "B" troops require 1/4 move to react, while Type "C" troops require 1/2 move, and Type "D" require a full move.

While a unit is "reacting" to the new situation, it will continue to follow orders. It cannot change direction or speed of march if moving, begin to move if standing, change formation or facing, or engage a new missile target. Only after the indicated reaction time has elapsed may it make any alteration in tactics to meet the threat.

Type "D" troops are rated as Green or Poor, and they consequently "break" on a die roll of 1-5, and "rout" on a 6 result taken on a 1-6 die whenever the enemy makes contact before the reaction period is completed. Type "C" troops immediately check morale with -3 morale points. Type "A" and "B" Troops check morale at the conclusion of the melee with -2 morale points if they lose the fight.

To make the "surprise" rule fully effective, a Referee is essential. The Referee will map the battlefield and plot the movement of all troops not visible to the opposing side. The figures belonging to the concealed units will be placed on the battlefield only when they become visible to the other side's troops. The Referee might give clues at times by remarking that a cloud of dust, etc., has been observed behind such-and-such a hill by scouts, etc., if weather and terrain conditions are appropriate; or that a glint of sun on metal was seen at the edge of some woods.

## Issuing Orders

### General Orders

Before the start of an engagement, the Army Commander issues general written orders to each Battle in his command, outlining its overall tasks and objectives. Each Battle Commander also issues orders concerning order of march and the deployment of each of the Feudal Units in his Battle. It may be assumed that Units and Sub-Units will act on their own initiative within the framework of general orders for the duration of the action, unless further orders are received.

### Dispatching Orders

All changes in orders and new orders may be carried in writing by a mounted messenger who gallops at open order speed to deliver it to the Commander for whom the orders are intended. Prearranged trumpet or flag signals may be given to Battle Commanders and any Type "A" or "B" troops. Trumpet signals will be received up to 1500mm if noise and confusion is minimal in the intervening area or 750mm if noise or confusion is at a high level. Signals will be received and understood 75% of the time and must be simple orders to "Charge," "Fall Back," etc.

### Army Commanders

Army Commanders may issue new orders concerning any matter they can see or received a report about, with 1 phase being taken for writing the order, at least 1 phase for the dispatch rider to deliver it, and 1 phase for the Battle Commander to read the order. Signals take 1 phase to be transmitted and received. Any Army Commander normally gives orders only to a Battle Commander, but if the troop of a Battle are all Mercenary or Regular troops, orders may be sent directly to Unit and Sub-Unit Commanders.

### Battle Commanders

Battle Commanders may issue new orders concerning any matter they can see or received a report about, with 1 phase being taken for writing and transmitting the order if the sub-Unit in question is within 250mm. If the distance is greater, messages are sent as outlined for Army Commanders.

### Unit Commanders

Feudal Unit Commanders issue orders in the same fashion as Battle Commanders.

### Loss of Orders

Whenever troops are routed in combat, have advanced as a result of disobedience to their orders, or the orders have become inapplicable to the situation developing around them, they have "lost" their orders and must test morale. If morale remains high, the Unit Commander may write his own orders, anticipating the wishes of his superiors. If the troops fail in morale, they will either stand or fall back, depending whether or not they are in the battleline or positioned to the front of it.

### Limitations on Orders

Battles and Units may be ordered to move to or occupy positions they see or know of from maps (which are notoriously inaccurate). Units may change formation and density at will so long as they do not violate orders or come into conflict with game rules. Orders are followed until changed by the orders of a higher ranking Commander, a morale test, or disobedience by a Unit Commander. In the case of player-character Commanders, any time a player disapproves of his orders he may take an obedience determination to see if he will take matters into his own hands.

Orders should be limited to about 25 words each, and a time limit should be set for the writing of orders at each level of command. It is too bad if not all the Units receive order changes, but such is the problem of staff work! Commanders should work out some system of fast order writing to avoid wasting time.

## Battlefield Command and Organization



By modern standards Feudal armies were organized in a loose, almost haphazard manner. Each army was divided into several "Battles" generally two to four. These were, in turn, sub-divided into a number of tactical units.

The structure of an army is largely dictated to the field commander, however highly ranked he may be. There can be no arbitrary shuffling of men around to obtain well-balanced formations. Troops served out of a sense of personal loyalty and obligation as vassals sworn to follow their Feudal suzerain. Lord and vassal were linked by an intense personal bond arising from the very nature of Feudal life. A Knight knew every person on his manor, and the higher nobility knew their vassal Knights and even a good number of their vassals' vassals. A Feudal lord regarded his vassals as his men by divine right and bitterly resented giving them over to the personal control of anyone not in his service or in the service of his liege lord. The vassals matched the lord in bitterness whenever a "stranger" usurped the place of their "true and rightful liege." They saw no recognizable relationship with a commander brought in from outside: he was not their liege lord from whom rewards would flow for good and valiant service. He was not concerned with their welfare and safety. Thus Feudal troops fight best under the leadership of their direct feudal superiors.

To reflect this fact of Feudal life and warfare, troops may be grouped only under the leadership of their own lords or their representatives. Units composed of such troops may be commanded by the vassals of their rightful lord or else his own suzerain. Any other arrangement reduces their morale by one training and experience level (eg: from Type "A" to Type "B") and makes them subject to "disobedience" as if their lord was there.

The forces of several Feudal lords may be combined, however, with the lord with the highest social status commanding the Army or "Battle." Nevertheless only the liege lord of the troops can command their highest loyalty and performance. Furthermore, lords are very independent and jealous, and they will often show "disobedience" to orders if they see fit to do so if they are not commanded by anyone in a direct Feudal relation to them (ie: a liege lord and vassal relationship).

Players given to an "orderly" and meticulously "planned" approach to wargaming will be driven to the limits of frustration by the intractability of their sub-commanders, who quickly take on a life of their own and thwart the best plans of the finest table-top generals. The frustration will become borderline psychotic if the players also choose to interfere with customary Feudal Order of Battle and deploy troops without regard to the Feudal chain-of-command between liege and vassal. If there is always a "fog of battle" over a killing ground, the Feudal Armies might be said to have marched and fought in pea soup.

### The Army

A Feudal Army is a large force composed of the troops of several Barons and titled Nobles. The Army will be led by a Command Figure who outranks all other lords in the Army (if he is of equal rank to another, the Commander is the one with the largest holdings and numbers of troops). The Army is then sub-divided into at least two "Battles."

### The "BATTLES"

A Feudal "Battle" is composed of the forces of at least one Baron or titled Noble. It may contain K, F, and M troops. "Regular" troops of Mercenaries or Civic Militia can be led by a Captain appointed by the Army Commander, but the Captain will take his orders directly from the "Battle" Commander.

### Feudal Units

A "Battle" may be divided into a number of Feudal Units corresponding to the Barons and titled Nobles and their vassals and Mercenaries. Each Unit is under the personal command of its liege lord or his representative.

### Feudal Sub-Units

A feudal Unit may be sub-divided into a number of smaller formations, each commanded by a leader designated by the liege lord--invariably a trusted vassal.

### Mercenary Battles

If finances permit, an entire "Battle" might be formed of Mercenaries, Regulars, and Civic Militia. Such a force will follow the orders of its Captain, who will behave as if he were an independent lord. Such a Captain will have an effective status in the "Battle" of an Earl, Count, or Marquis, depending on the size of his command.

### Elves & Dwarves

Elvish and Dwarvish troops will not serve under the command of anyone not of their race. They will accept a loose relationship to a human Army Commander, but will conduct their operations in the manner they see fit. Leaders of such troops always assume a rank of equality to the Army Commander, whatever the actual facts may be.

### Monsters

Monsters are given classifications as K or F troops and must be deployed and commanded accordingly.

## Troop Classification

All troops will be classified under one of the following headings:

1. Skirmishers: LI and MI, LC, MC, or HC. Troops so designated may operate in a skirmish line and attempt to evade charges and advances directed against them. However, Light and Medium troops so designated will charge and melee in normal or open order. Skirmishers are armed with SSH and light Melee weapons only.
2. Missile Troops: Formations composed entirely of Archers or Crossbowman. Such troops will not employ charge tactics and are prone to retire or retreat when charged unless protected by Shock Troops or prepared defenses. Only Type "A" and "B" Missile Troops or those in HI armor will charge an enemy.
3. Shock Troops: All units armed with Shock and Melee weapons as their primary armaments are classified as Shock Troops. They may charge or melee in close order. Skirmishers will always attempt to evade such troops.

## Social Classes

The class one belongs to has assumed a major place in *Chivalry & Sorcery*, so it is fitting that distinctions be carried onto the battlefield for command purposes.

Dukes are the highest status figures on the battlefield. They are followed by:

1. Marquises.
2. Counts and Earls.
3. Barons. Demonic Infantry may be rated at this level for morale tests.
4. Bannerettes.
5. Knights. Elves, Dwarves, Nordic Berserkers, Trolls, and Giants are also included.
6. Mercenaries, Type "A" and "B" Feudal Regulars.
7. All Type "C" Feudal troops.
8. All Peasants, forced levies,

The Marshall of the Realm is always rated as a Duke, no matter what title he holds, as is the King or the Crown Prince.

## Command Level

**C**ommand Level ("CL") is used in large-scale actions as a measure of a military commander's ability to lead troops and inspire them with morale. The basic "CL" of a player-character is found by dividing their Military Ability Factor by 2, and rounding up or down to the nearest whole number. A Military Ability of 11 or 12 is possible, giving a CL of 6! A +1 "CL" point bonus is won by a character with a Charisma of 20+.

## The Field Commanders

**T**here are eight different ranks for Field Commanders. Except for Dukes and Marquises, who may exercise some control over their Feudal Equals, all Commanders can expect to exert authority only over those below them in the Feudal Hierarchy:

Commander's Social Rank	Type of Command	Max. Sub-Commanders	Subordinate Troops	CL	Cost/Day
Prince, Duke	Army	As needed	All troops equal or lower	1-5	20 gp
Marquis	Army	As needed	All troops equal or lower	1-5	15 gp
Count, Earl	Battle	As needed	Barons & Feudal subordinates	1-5	10 gp
Baron	F. Unit	9	Knights & Feudal subordinates	1-5	5 gp
Banerette	F. Unit	7	Knights & Feudal subordinates	1-5	2 gp
Knight	F. Unit	5	Sergeants & Feudal subordinates	1-5	1 gp
Sergeant	F. Unit	-	Men-At-Arms & Feudal Levies	1-5	5 sp
Mer. captain	?	?	?	2-5	10 gp

The "CL" or Command Level may be computed by rolling a 1-6 die and not counting the 6 results. Mercenary, Sergeant, and Civic Regular Commanders are professionals and roll a 2-3-3-4-4-5 die. Military Engineers are treated as Mercenaries and add 1 pip to the die; they are really all-around soldiers and leaders. Orcish and other low quality monsters subtract 1 pip from a 1-6 die roll. Determination of the quality of non-player leaders is made after all of the required leaders have been designated. If high-ranking leaders will appear again in the campaign, the determination will be permanent and should be recorded.

Mercenary Captains can be of varying rank. To determine rank, roll a 1-6 die and add one to the total. Then count upward on the table to the indicated command rank. They can command Knights, but not nobles of Bannerette rank or higher unless they are nobles themselves (35% chance if Bannerette rank or higher is rolled).

Knights can be mixed with other types of troops provided they are not of an equal grade of training and experience.

Mercenary and Regular Feudal Infantry and Militia have a built-in "MAF" of 2, reflecting their chain-of-command. MI, FRI, and CRM units add their "MAF" to that of their leaders.

Subordinate Commanders: Lower ranking Commanders (Barons, Bannerettes, Knights) are able to exercise authority over a limited number of subordinates. If he has a number of subordinates greater than his limit, he reduces his "MAF" by 1 for each additional sub-Commander present in his Feudal Unit.

Cost of Commanders: To establish a "natural" limitation on the number of Commanders available, each Commander requires additional pay to maintain himself and his entourage.

Military Ability: All player characters have Military Ability scores. The Military Ability Factor is used primarily at the strategic level.

Fighting Ability: Command Figures are composed of Type "A" troops of superior ability. Sergeants count as two figures and Chivalry as three figures when computing Shock and Melee effects in attack, and add +10 to their effective strength in defense.

## Commander's Character


**T**he nature of the Commander as a person is perhaps one of the most important factors governing the handling of troops. This is particularly true of the Feudal Chivalry, whose impetuosity and plain stupidity at times launched such brave and disastrously glorious charges like Agincourt and Crecy. The question always must be: "Yes, but will he obey orders?" The answer will not be known until a leader makes his first "insubordination determination" in battle. Only after leaders are assigned their units will his Character be assessed:

Commander's Character Type	%Chance	Effect of Character on Obedience to Orders
Self-disciplined:	1-10%	-2 on all obedience determinations.
Cautious, thoughtful:	11-10%	-1 on all obedience determinations.
Average: tends to obey	21-50%	No special effect on obedience determinations.
Independent:	51-60%	+1 on all obedience determinations.
Headstrong:	61-70%	+2 on all obedience determinations.
Excitable, impetuous:	71-80%	+1 and does not subtract "CL" on obedience determinations
Vainglorious and rash:	81-90%	+1 and does not subtract "CL" on obedience determinations
Eager for glory, rash, and generally insubordinate:	91-100%	+2 and adds "CL" to obedience determinations. This "fire-eater" can ruin you or the enemy!

% Die rolls are modified by the following factors:

+5% if a Knight or Noble	-10% if a Mer. Captain
+5% if "CL" is 1 or 2.	-10% if a Wood Elf
+5% if a Dwarf	-15% if a Grey Elf
+30% if a Monster	-20% if a High Elf
+5% if an "heir"	-10% if "CL" = 5

Character determinations are permanent and should be recorded for all player and non-player characters who will appear later in the campaign.



### Insubordination Determination

**I**feudal Commanders tended to become carried away in the excitement of battle and often over-stepped their orders. The first time a "Battle" or "Feudal Unit" finds itself in charging distance of the enemy, its Commander must make an obedience determination to see if he will carry out orders or disobey and "take the bit in his teeth." In all subsequent turns, obedience must be checked:

1. Whenever social equals or inferiors are within charging distance.
2. Whenever a unit has suffered 5% casualties from missile fire and the unit is not missile armed or friendly missile troops are not engaging the enemy missile troops, and the enemy is within charging distance.

An insubordination determination is made by rolling two 1-6 dice if K or F class troops and two 2-3-3-4-4-5 dice if Mercenary or Regular troops. The following factors are then added or subtracted from the dice roll and compare the total to the Obedience Result:

- If K or F troops and Type "A" = +5
- If K or F troops and Type "B" = +4
- If K or F troops and Type "C" = +2
- If K or F troops and Type "D" = +1
- If Mercenary or Regular troops and Type "A" = -4
- If Mercenary or Regular troops and Type "B" = -3
- If Mercenary or Regular troops and Type "C" = -2
- If Mercenary or Regular troops and Type "D" = -1
- If upslope of enemy troops = +1
- If enemy presents flank/rear = +2
- If Cavalry and K or F troops = +1
- If enemy is disorganized = +1
- Friendly unit charging on flank = +1

Leader's Command Level ("CL") is subtracted

- If in good concealment = -2
- If in Prepared defenses = -3
- For each secured flank and rear = -1
- Friendly unit retiring within 300mm = -1

Obedience  
Factor     Result

11+	Missile Troops make an uncontrolled advance toward the enemy for 1-2 phases, charging if possible. All Elves included here.
10+	Skirmishers make an uncontrolled advance for 2 phases, charging if possible.
9+	Mercenaries and Regulars make an uncontrolled advance for 2 phases, charging if possible.
8+	Chivalry and Feudal Shock troops make an uncontrolled advance for 2 phases, charging if possible.

Not until uncontrolled troops are within 150mm of the enemy will they check morale. If they fail the morale check, they will then react as indicated by the Morale Results Table. Chivalry and Feudal Cavalry lead by Independent to Vainglorious leaders will not check morale but follow them into the thickest part of the fight.

### The Campaign

**T**he individual battle is part of a much broader campaign. The following factors will represent the conditions affecting the overall fighting efficiency and morale of an Army on the eve of battle, and the results are applied throughout the battle:

STRATEGIC ADVANTAGES

- Army is well rested = +1
- Army is well supplied = +1
- Army fighting in defense of the homeland = +2
- Army has defeated the enemy in this campaign season = +1
- Army fighting hereditary enemies or seeking revenge = +2
- Army has a fortification to fall back on = +2
- All Mercenaries and Regulars paid two weeks' bonus = +1
- Army has confidence in the leader (Army Cmdr "CL" = 3+) = +1
- Army has total confidence in the leader ("CL" = 5+) = +3

STRATEGIC DISADVANTAGES

- Army force marched to battle = -1
- Army is forced to forage = -1
- Army is unsupplied = -3
- Army has no confidence in the leader (Army Cmdr "CL" = 1-2) = -2
- Army was defeated by the enemy in the past campaign season = -1
- Army was defeated by the enemy in this campaign season = -2
- Army cut off from friendly territory or fortifications = -2
- Mercenaries and Regulars have pay in arrears = -1
- Feudals kept in excess of 60 days' military service = -1
- Feudals unpaid for extra military service = -3
- Planting or harvest season = -2

The Strategic Advantage is found by subtracting the lower score from the higher. The difference is the Strategic Advantage of the Army with the higher score. The Strategic Advantage is adjusted upward or downward by 1 point for each 10% one side outnumbered the other:

- 2-5     Morale is good:     +1 added to "ML" of all troops.
- 6-10    Morale is high:         +2 added to "ML" of all troops and +1 to combat determinations.
- 11-15   Superbly motivated:     +3 added to "ML" of all troops and +2 to combat determinations.
- 16-20   Enemy is "shaken":     +3 added to "ML" of all troops and +2 to combat determinations. Enemy deducts -1 from all morale checks.
- 21+     Enemy demoralized:     +4 added to "ML" of all troops and +3 to combat determinations. Enemy deducts -2 from all morale checks and -1 from all combat determinations.

### Morale

Morale is essential to the fighting efficiency of troops and also to their obedience to orders. Morale Checks are made whenever:

1. A Unit has received 5% Casualties from missile fire in any phase.
2. A Unit is charging or is charged by the enemy.
3. At the conclusion of any melee in which a Unit has been pushed back 75mm to 150mm (30m/yd to 60m/yd). If pushed back 175mm (70m/yd), a unit automatically "breaks," and no morale check is necessary.

- 4. A Unit has "broken" an enemy unit and has the opportunity to pursue the fleeing troops.
- 5. The Unit Commander is slain or captured by the enemy.
- 6. The Battle Commander i.e. slain or captured by the enemy.
- 7. The Army Commander is slain or captured by the enemy.

Chivalry	Feudals	Regulars	Mercenaries	Result of Morale Check
0 to 4	3 to 4	1 to 3	0 to 2	Unit's morale is severely shaken
		0 to 2	0	Unit's is completely demoralized
-1	-1	-1	-1	Unit's morale collapses

**Basic Morale Level**

The basic Morale Level or "ML" is computed by adding up all of the following morale factors which are applicable to the unit determining its "ML" and is constant for the battle:

Type "A" troops attacking/defending	= +5
Type "B" troops attacking/defending	= +4
Type "C" troops attacking/defending	= +2
Type "D" troops attacking/defending	= +1
Infantry in full armor	= +1
Feudal Chivalry	= +2
Cavalry in armor	= +1
All Mounted Troops	= +1
Elves or Dwarves	= +2
Nordic Berserkers	= +4
Mercenaries or Regulars	= +1

The morale factors are cumulative and the resulting "ML" of the Unit should be recorded as it will be used in all morale "checks," Shock determinations, and Melee determinations.

The "ML" of a unit may be altered by the death of a Commander. If a Commander is killed, one of the following factors will be added to the basic "ML" of the Unit for the duration of the battle:

Feudal Chivalry seeking revenge	= +3
Feudal Troops seeking revenge	= +1
Nordics seeking revenge	= +2
Mercenaries retiring from field	= +1

**Checking Morale**

Subtract the lower "ML" from the higher. If the difference is less than 5, both Units will check morale. If the difference is greater than 4, the higher Unit is in excellent morale and the lower unit alone checks morale.

To determine the morale of a Unit:

1. Roll One die (1-6 for "K" and "F" troops; 2-3-3-4-4-5 for Regulars and "M" troops).
2. Add the Commander's "CL" to the die roll.
3. Add the "ML" of the Unit to the total of #1 and #2.
4. Add the value of any of the factors listed below which are applicable to the unit checking morale:

Battle Commander personally present	= +1
Army Commander Personally present	= +1
Feudal Unit Commander personally present	= +1
Each "secured" flank	= +1
Rear support by friendly unit	= +1
Each enemy unit retiring within 500mm	= +1
Each enemy unit routing within 500mm	= +2
Unit in covering terrain or on hill	= +2
Unit behind field defense works	= +3
Unit in major fortification	= +5
Cavalry armed with lance or spear	= +1
Infantry with 75% pole arms	= +2
Infantry with 50% pole arms	= +1
Infantry with pikes (add to pole arms)	= +1
Each friendly unit retiring within 500mm	= -1
Each friendly unit routing within 500mm	= -2
10% casualties suffered in previous phase	= -1
Unit under missile fire	= -1
Unit disorganized	= -1
Under 25% of enemy strength	= -4
25-50% of enemy strength	= -3
51-75% of enemy strength	= -2
76-125% of enemy strength	= -1
126-150% of enemy strength	= +1
150%-200% of enemy strength	= +2
201%-300% of enemy strength	= +3
300%+ of enemy strength	= +4
Cavalry vs. Infantry	= +1
Infantry vs. Cavalry	= -1
Each unsecured flank	= -2
Threatened rear	= -2
Missile Troops in close combat	= -2
Skirmishers in close combat	= -1
LI or MI facing Cavalry charge	= -1
Feudal Inferiors	= -1
Feudal Superiors	= +2
Unit in open order & charged	= -1
Unit in column of march	= -1

Often, troops of several grades of experience will be mixed together. When 50% or more are of a higher grade of training, then the lower grades will check morale at the level of the higher. For example, 10 Type "A" Knights are combined with 9 Type "C" Sergeants. The unit checks as Type "A" Knights. However, if the reverse were the case, each type would check separately.

**Results of the Morale Check**

The total number of morale points is compared to the result in the following table:

Chivalry	Feudals	Regulars	Mercenaries	Result of Morale Check
10+	12+	10+	11+	Unit's morale is unshaken
6 to 9	7 to 11	6 to 9	5 to 10	Unit proceeds with caution
5	5 to 6	4 to 5	3 to 5	Unit acts with extreme caution

Morale Unshaken: Unit accepts and executes orders without hesitation.

Proceed with Caution: Unit will not charge social superiors unless charged. Skirmishers and missile troops will halt at maximum effective range to fire. Extreme Caution: Unit will not advance aggressively unless Type "A" or "B" AC, HAC, HI or HAI. Shock troops will countercharge. Type "C" and "D" troops will fall back out of range if under missile fire and unsupported by friendly missile troops who are engaging the enemy archers or crossbowmen.

Morale Severely Shaken: Unit will fall back for one phase in good order Chivalry of Type "A" or "B" will countercharge. Shock troops of Type "A" or "B" will meet any charge where they stand. Except Type "A" or "B" Elves, all missile troops, skirmishers, and Type "C" or "D" Feudals will "break" if charged or in close contact with the enemy. Mercenary and Regular Shock Infantry will countercharge on 1-25%, stand firm on 26-75%, and fall back on 76-100%.

Complete Demoralization: Depending upon the nature of the opposing force, a totally demoralized unit will react in one of the following ways:

1. Feudal Cavalry (not Chivalry) will "break" if charged by or in contact with the enemy and the enemy is at 75% of their strength if infantry and 25% if cavalry. Otherwise, they will retire back one "charge" move and attempt to rally.
2. Feudal Infantry will "break" if charged or in close contact with the enemy and the enemy is at 50% of their strength if infantry and 10% if cavalry. Otherwise, they will retire one "charge" move and attempt to rally.
3. Mercenary and Regular Infantry will "break" if charged by or in contact with the enemy and the enemy is at 100% of their strength if infantry and 50% if cavalry. Otherwise, they will fall back.
4. Mercenary and Regular Cavalry will "break" if under the same conditions as their Infantry. Collapse of Morale: Unit is routed and will attempt to leave the battlefield.

**Role of Unit Commanders in Morale Checks**

A Unit Commander checks morale for each Sub-Unit in his Unit as long as the sub-Unit is within 250mm (100m/yard) of the Commander. His "CL" is added to the Sub-Unit's morale point total. If a Sub-Unit is "detached" from the parent Unit or the Unit Commander leaves the Unit (is over 250mm away), a Sub-Commander may add his "CL" to the morale points. If there is no Sub-Commander, the Unit or Sub-Unit checks morale without his "CL".

If more than 50% of the figures in a Unit have "broken" or "routed", a Unit Commander must immediately check the morale of his remaining forces.

Battle Commanders check morale for their Battles. When 40% of the forces in the Battle have "broken" or "routed," or when the Battle has suffered 50% casualties, the Battle Commander will check the morale of the Sub-Unit nearest to him. The result affects the morale of the entire Battle Chivalry included. He will also check morale each time an additional 10% casualties are sustained or when a Battle adjacent to his "breaks" or "rousts."

Army Commanders check morale for the Army whenever a Battle is routed from the field by checking the morale of the Sub-Unit nearest to him. The result affects the entire Army.

Battle Commanders may also double as Unit and Sub-Unit Commanders. Army Commander may double as Battle, Unit, and Sub-Unit Commanders.

**Death of a Commander**

**I**n a Feudal Army, the death of a Commander is a tragedy of grievous consequence. The troops look to their Lord for guidance and encouragement, and his death can be a very shattering experience.

CHIVALRIC COMMANDERS: If a leader of a force of Knights is slain, the unit checks morale as if he were present, adding +1 if Type "B" and +2 if Type "A" to the morale factor total. If a score of 12 results, the unit will retire from the battlefield but will fight an one who gets in their way. If a score of 13+ results, the Knights will range the battlefield seeking revenge for the death of their Lord, never checking morale and adding the +1 or +2 bonus (given above) to all close combat determinations. Elves and Dwarves will react in the same way.

FEUDAL TROOP COMMANDERS: Feudals check morale as do Knights if their leader slain. However they subtract -2 from morale checks if not Type "A" or "B" feudals. If they fail their morale check, they rout from the battlefield. If they seek revenge they add +1 to all close combat determinations and do not check morale for the duration of the battle.

REGULAR TROOP COMMANDERS: All regular units have a built-in chain of command so are never leaderless (+1 basic "CL"). If a Commander was present, his "CL" is subtracted from all subsequent morale checks until replaced by another Commander Figure.

MERCENARY TROOP COMMANDERS: All Mercenary units have a built-in

chain of command like Regulars. When a Mercenary Commander is slain, the unit will withdraw in good order from the battlefield and will aggressively engage anyone who attempts to stop it. It takes no more morale checks until it has left the field.

**MONSTER TROOP COMMANDERS:** All monsters behave as Feudals when checking morale upon the death of their commander, including Trolls and Demonic Infantry. They will rout on a result of 12 but will fight against anyone who impedes their flight, cutting through to safety. On a result of 13, they will fight on with a "CL" of 1, there being some leader present to take command after a fashion. If that leader is killed, they will rout and cannot be rallied.

**NORDIC COMMANDERS:** Nordics will check morale like Knights if their Commander is killed. It should be noted that Berserkers never check morale and always fight with +2 on all close combat determinations.

**BATTLE COMMANDERS:** If a Battle Commander is killed the Battle will check morale like a Regular Unit that has lost its Commander. The ranking Nobleman will take command on the following turn. If no Nobles of command rank are left, the Battle will break. Regular Battles behave like Regular Units.

**ARMY COMMANDERS:** If the Army Commander is killed, each Battle will check morale as if its leader had been slain unless the Battle leader has an equal or higher "CL" than the Army Commander. If a result of 10 is obtained, the Battle will retire from the battlefield in good order, fighting any enemies that attempt to impede it. If a result of 11 is obtained, the Battle will fight on but may retire if neighboring battles are withdrawing on the Commanders discretion. The death of the Army leader was usually the end of the battle, for often his personal cause was the reason for the fight in the first place.

5.8.1.6 Captured and Killed Commander Determination

A Commander may be killed or captured whenever a unit suffers casualties. If missile fire, divide the total casualties by the number of figures in the whole unit in which the Commander is present, roll 3 dice (1-6 for Knights and Feudals, 2-3-3-4-5 for Regulars and Mercenaries), and add the totals. Subtract the Commander's "CL" and the result is the Peril to the Commander.

Peril Factor Result of Missile Fire

22+	Commander is slain! Unit immediately checks morale.
16-21	Commander is grievously wounded and is borne from the battle.
13-15	Commander is slightly wounded and out of action for one phase.

If troops are engaged in Shock or Melee combat, a Commander must be in the front ranks to exert an effect on morale. If the Commander's "CL" is being used to augment the combat factor of the troops, he has placed himself in the forefront of battle and so runs the risk of being slain or captured. Otherwise, he is not in peril. Roll a six-sided die:

Peril Factor Result of Shock or Melee

1	Commander is locked in mortal combat with enemy Commander. Both roll 2 6-sided dice. A feudal superior add +1 to his roll. The Commander with the higher "CL" adds the difference between their "CL" scores. The opponent with the higher result wins the combat and rolls a six-sided die: 1 = Enemy commander is slain! His troops check morale. 2 = Enemy commander is captured! His troops check morale. 3 = Enemy commander is grievously wounded and borne from the battle by his vassals. 4-5 = Enemy commander is slightly wounded and is out of action for one phase. 6 = Enemy commander puts up a savage fight. Roll again, with no die modifications to see who is higher.
2-4	Commander personally slays a number of men equal to the roll of 2 dice (1-6 for Knights and Feudals, 2-3-3-4-4-5 for Mercenaries and Regulars.) Knights add +3 when fighting social inferiors.
5-6	Commander emerges from combat unscathed (but undistinguished).


**Missile Fire**



Missile fire takes place throughout the movement phase with results determined before any Shock or Melee combat. Firing occurs at any time in the phase when the target is in range, subject to "Reaction Time." Infantry may fire in an arc extending to 45° to either side of a line perpendicular to their front. Horse Archers may fire all around except for a blind spot extending from 45° to the figure's right face to directly behind.

Two full ranks of Infantry may fire weapon-cast missiles (three if in open order). One rank of close or normal infantry may fire hand-hurled weapons (1 1/2 ranks if in open order). Horse Archers may fire in the front rank only, as do all other mounted troops. Since firing occurs throughout the movement phase troops unable to fire through the whole phase are penalized. Heavy Crossbowmen may not move and fire in the same phase. Light Crossbowmen may advance at 1/2 normal and fire or retire at 1/2 speed and fire. All other Infantry may advance at normal speed or may fall back at 1/2 speed and fire. Horse Archers may move at full charge and fire when advancing or retiring. Other foot or mounted troops may fire only when advancing. All missile fire is direct fire only.

Except for troops armed with hand-hurled weapons, no troops may fire during a move in which they intend to charge or declare a counter charge. Missile fire cannot be used against an enemy in physical contact with any of their own troops. Nor can it be directed against routed troops or their pursuers during any phase in which they were in contact at the end of movement. Horse Archers lose -3 melee points if meleeing too.



**OPTIONAL RULE:** Missile fire may be directed into a Melee or Pursuit, but casualties are assessed against both sides in the proportion of troops present in the area under fire. However friendly troops will test morale under severe penalties and the "CL" of the Commander employing such tactics will drop 1 "CL" point for the duration of the battle.

Missile Weapon Ranges

<u>Type of Missile</u>	<u>Long Range</u>	<u>Effective Range</u>	<u>Type "A"</u>
Elvish Longbow	625mm (250m/yd)	300mm (120m/yd)	+100mm (40m/yd)
English Longbow	500mm (200m/yd)	250mm (100m/yd)	+50mm (20m/yd)
Composite Bow	500mm (200m/yd)	250mm (100m/yd)	+50mm (20m/yd)
Light Crossbow	425mm (170m/yd)	250mm (100m/yd)	+50mm (20m/yd)
Heavy Crossbow	675mm (270m/yd)	300mm (120m/yd)	Not applicable
Short Bow, Slingstaff	375mm (150m/yd)	175mm (70m/yd)	+25mm (10m/yd)
Hand-Hurled Missiles	100mm (40m/yd)	75mm (30m/yd)	+25mm (10m/yd)

**Target Priority**

Depending on the situation, most troops will engage the target they are ordered to fire upon. However there are exceptions and missile troops will always engage targets that have the highest priority in the following list:

1. An enemy advancing toward them or positioned within charge range.
2. Enemy missile troops firing at them from effective range and 1/3 their strength and up.
3. Any enemy they have been ordered to engage.
4. The nearest enemy troops within range, failing any orders or contingencies to the contrary.

Mercenaries and Regular Troops will ignore Target Priority if they pass an insubordination test. Otherwise, they will fire at targets in order of priority.

**Tactical Factors**

Tactical Factors are cumulative and are added to windage and Weapon Factors to obtain the Final Combat Factor to be used in determining casualties on the Casualty Table:

Mounted Bows, etc.	= -1	Target not in range for full phase = -2
Long range fire	= -3	Target moved 200mm (80m/yd)
Missile Troops retiring	= -2	= -2
Target In natural cover	= -2	
Target on battlements	= -4	Type "A" Missile Troops firing
Target behind arrow slits	= -6	= +3
Open order target	= -1	Type "B" Missile Troops firing
Open order over 150mm (60m)	= -1	= +1
		Troops firing from height = +1
		Troops firing from defenses = +2
		Troops protected by Infantry = +1
		Hand-hurled weapons at 25mm (10m) = +1

**Windage factor**

The windage factor is added to the Tactical Factor. One 1-10 die is rolled and the die result is then compared to the table at the right. Elves add +1 to the die result as they are superlative archers.

- 1 = Deduct -3 from Tactical Factor
- 2 to 3 = Deduct -2 from Tactical Factor
- 4 to 7 = No alteration of Tactical Factor
- 8 = Add +1 to Tactical Factor
- 9 = Add +2 to Tactical Factor
- 10 = Add +3 to Tactical Factor

**Missile Weapon Factor**

The Missile Weapon Factor is added to the Tactical and Windage Factors to obtain the Combat Factor for casualty determination:

Type of Missile Weapon	Target Type								
	LI	MI	HI	HAI	LC	MC	HC	AC	HAC
Elvish Longbow	8	6	4	2	8	7	5	3	1
English Longbow	7	5	3	1	7	6	4	2	0
Composite Bow	7	5	3	0	7	6	4	2	0
Light Crossbow	4	4	3	1	5	4	3	1	0
Heavy Crossbow	4	4	4	3	4	4	4	3	2
Short Bow, Slingstaff	7	3	0	-2	7	4	1	-2	-3
Hand-Hurled Weapons	6	3	1	-3	6	4	0	-2	-3

**Siege Engines**

Siege engines are described under castles. In the field, one model equals 4 engines.

Siege engines either are constructed on site, especially all large ones, which are immobile. Small engines are mounted on solid wheels and can move as fast as Heavy Infantry in close order. Small engines will require 6 horses or 40 men to pull them.

When firing against men, small engines have a maximum range of 1000mm (900m/yd) and an effective range of 500mm (200m/yd). One model does the same damage as 3 Heavy Crossbowmen. Casualties are taken by only one figure.

When firing against men, large engines have a maximum range of 1500mm (600m/yd) and an effective range of 500mm (200m/yd). One model does the same damage as 5 Heavy Crossbowmen. Casualties are taken by only one figure.

Engines of war are notoriously inaccurate until carefully ranged. In a battle of motion, hitting a target is exceedingly difficult. Before determining the Combat Factor, check for ranging: using a 1-6 die:

- 1-2 = short. Roll die again for distance. Each pip = 25mm or 10m/yd.
  - 3-4 = on target. Determine Combat Factor as for Heavy Crossbow.
  - 5-6 = long. Roll die again for distance. Each pip = 25mm or 10m/yd.
- Each engine model fires separately and fire from a number of engines cannot be combined for the purpose of determining casualties.

All missile casualties are determined by use of the casualty determination table.

**Close Combat**

Close combat is separated into two types of action: Shock attacks, which involve a charge or initial meeting of troops moving over an interval of 125mm (50m/yd), building up an impetus as they came; Melee attacks, which develop over distances under 125mm (50m/yd) or which represent continuing action after the initial shock of meeting. The number of ranks of troops engaged in such combat depends upon the type of troops and their order:

**Heavy Troops** (HAC, AC, HC, HAI, HI):

- Close Order: 2 ranks may engage in Shock; 1 1/2 ranks in Melee.
- Normal Order: 1 1/2 ranks may engage in Shock; 1 rank in Melee.
- Open Order: 1 rank may engage in Shock 1 rank may engage in Melee.

**Light Troops** (MC, LC, MI, LI):

- Close Order: 1 1/2 ranks may engage in Shock; 1 rank in Melee.
- Normal Order: 1 rank may engage in Shock 1 rank may engage in Melee.
- Open Order: 1 rank may engage in Shock 1 rank may engage in Melee.

**Close Combat: "Shock"**

"Shock" occurs at the moment two battlelines come into violent contact as a result of an advance, charge, or pursuit. No shock effects will occur when both sides have been disorganized or the combat is across a defended obstacle such as a wall or ditch.

Attacker's Tactical Advantages:      Defender's Tactical Advantages:

Feudal Chivalry attacking:	+1	Feudal Chivalry defending:	-1
Chivalry on barded horses:	+1	Defenders on barded horses:	-2
Cavalry charging (61m/yd):	+2	Two ranks of pole arms:	-1
Infantry charging:	+1	Two ranks of pikes:	-2
Attacking HI in close order:	+1	Defending HI in close order:	-1
Two ranks of pole arms:	+1	Pole arms vs. none for att.:	-1
Pole arms vs. none for def:	+1	Fresh troops defending:	-1
Fresh troops attacking:	+1	Attacking troops are tired:	-2
Defending troops are tired:	+1	Defenders are up slope:	-2
Defenders are disorganized:	+2	Defenders behind cover:	-2
Uncontrolled advance:	+1	Defenders' morale higher:	-1
Attackers' morale higher:	+1	per ML dif.	
per ML dif.		Commander's ability higher:	-1
Commander's ability higher:	+1	per CL dif.	
per CL dif.		Peasant Arms	-2

Random Knights, Feudal troops, Dwarves, Hobbits, and monsters Factor: use 1-2-3-4-5-6 die.

Mercenaries, Feudal and Civic Regulars, and Elves: 2-3-3-4-4-5 die.

Type of Shock Weapon	LI	MI	HI	HAI	LC	MC	HC	AC	HAC
CAV. Heavy Lance	7	7	6	4	7	7	6	5	3
Light Lance	7	6	5	3	8	6	4	3	2
Spear	6	5	4	2	6	5	4	2	1
Other Weapons	4	3	2	1	6	5	4	3	2
INF. Pikes	7	6	4	3	7	6	5	4	3
Pole arms	6	5	3	2	7	6	5	3	2
Other Weapons	5	4	2	1	4	3	2	1	0

The Attacker's Tactical Advantages are added to the Defender's Tactical Advantages. Each rolls a random die appropriate to the troops under his command and the Defender's die result is subtracted from the Attacker's result. The final die result is added to the total of the Advantages and Disadvantages. The Shock Weapon factor is added to the total. The resulting Shock Factor is then used to compute the effect of the assault on the Casualty Table.

**Close Combat - Melee**

"Melee" occurs in any close combat situation not covered by "Shock." Melee describes a situation in which the combatants have become somewhat intermingled along the line of battle and are engaged in individual combats with hand-held weapons. Lances have no value in a melee situation, and cavalry armed with such weapons must abandon them in favor of hand-held weapons. Dismounted cavalry may employ lances as pikes, however. Spears may be abandoned at the discretion of the commanders. Once discarded, lances and spears cannot be picked up and must be replaced from a wagon designated for the rearming of troops or from a pre-designated re-arming point where the lances and spears are stacked.

Attacker's Tactical Advantages:      Defender's Tactical Advantages:

Feudal Chivalry attacking:	+1	Feudal Chivalry defending:	-2
Chivalry on barded horses:	+1	Defenders on barded horses:	-1
Attacking HI in close order:	+1	Defending HI in close order:	-1
Fresh troops attacking:	+1	Attacking troops are tired:	-2
Defending troops are tired:	+1	Defenders are up slope:	-2
Defenders are disorganized:	+2	Defenders behind cover:	-2
Attackers are advancing:	+1	Defenders on wall:	-4
Uncontrolled advance:	+1	Attackers without hand-arms:	-2
Defenders without hand-arms:	+3	Defenders' morale higher:	-1
Defenders are downslope:	+2	per ML dif.	
Attackers' morale higher:	+1	Commander's ability higher:	-1
per ML dif.		per CL dif.	
Commander's ability higher:	+1	Pole arms vs. cavalry:	-1
per CL dif.		Pikes vs. cavalry:	-2
		Enemy using peasant arms:	-2

Random Knights, Feudal troops, Dwarves, Hobbits, and monsters Factor: use 1-2-3-4-5-6 die.

Mercenaries, Feudal and Civic Regulars, and Elves: 2-3-3-4-4-5 die.

Type Of Melee Weapon	LI	MI	HI	HAI	LC	MC	HC	AC	HAC
CAV. HeavyWeapons	6	5	4	3	6	6	5	3	2
LightWeapons	6	5	3	1	6	5	3	1	0
INF. HeavyWeapons	6	5	4	3	5	4	3	2	1
LightWeapons	5	4	2	0	4	3	2	0	-1
PoleArms	5	3	2	1	5	5	3	1	0
Pikes	6	5	3	1	5	5	4	3	2
Mixed PC/PL	5	3	2	0	5	4	3	2	1

The Attacker's Tactical Advantages are added to the Defender's Tactical Advantages. Each rolls a random die appropriate to the

troops under his command and the Defender's die result is subtracted from the Attacker's result. The final die result is added to the total of the Advantages and Disadvantages. The Melee Weapon factor is added to the total. The resulting Melee Factor is then used to compute the effect of the combat on the Casualty Table.

**Casualties**

Casualties are computed on the basis of the relative effective strengths of the units in combat. The basic unit of 1 figure contains 20 men and therefore can sustain a total of 20 casualties before it must be removed from the battlefield. Troops with superior training and experience have a greater effective strength, as do those in defensive cover or who are of a special type, so they can sustain more damage than 20 ordinary men could:

Type "A" = +5	Knights = +5	Dwarves = +10
Type "B" = +2	Cavalry = +5	Trolls = +40
	Barding = +5	Giants = +40
	Full Armor = +5	Demons = +30

For example, Type "A" Knights in full armor and mounted on barded horses would have an effective strength of 20 + 5 + 5 + 5 + 5 = 40, twice that of ordinary Type "C" or "D" infantry.

Every time strength points equal to those possessed by a figure in a unit are lost, one figure is removed from the formation. Until all of its strength points are lost, the figure will count as being at full strength for purposes of combat. A record should be kept of the strengths of the different types of figures in a formation, along with notes on losses suffered.

**Casualty Determination Table**

	Number of Figures in Attacking Unit [1 fig.=20 men]															
Combat Factor	1	2	3	4	5	6	7	8	9	10	11	12	13	14	15	
-6	0	0	0	0	0	0	0	1	1	1	1	1	2	2	2	
-5	0	0	0	0	0	1	1	1	1	2	2	2	2	2	3	
-4	0	0	0	0	0	1	1	1	2	2	2	2	3	3	4	
-3	0	0	0	1	1	2	2	2	2	3	3	3	4	4	5	
-2	0	0	1	2	2	3	3	3	3	4	4	5	5	6	6	
-1	0	1	1	2	3	3	4	4	5	5	6	6	7	7	8	
0	0	1	2	3	3	4	4	5	6	6	7	7	8	8	9	
1	1	2	3	4	5	5	6	6	7	7	8	8	9	9	10	
2	1	2	3	4	5	6	7	7	8	9	10	10	11	12	13	
3	1	2	3	4	5	6	7	8	9	10	11	12	13	14	15	
4	1	2	3	4	6	7	8	9	10	12	13	14	15	16	17	
5	1	2	4	5	7	8	9	10	12	13	14	15	16	18	20	
6	1	3	5	6	8	9	10	12	14	15	16	18	20	22	24	
7	2	4	6	8	10	12	14	16	18	20	22	24	26	27	30	
8	2	4	6	9	11	13	15	18	20	22	24	27	30	33	36	
9	2	5	7	10	12	14	16	19	23	26	29	32	35	38	41	
10	3	6	9	12	15	18	21	24	27	30	33	36	39	42	45	
11	3	7	10	13	16	19	22	25	28	31	34	38	42	46	50	
12	4	8	12	16	20	24	28	32	36	40	44	48	52	56	60	
13	4	8	12	16	21	25	29	33	38	42	46	50	54	59	64	
14	4	9	13	17	22	26	32	36	40	44	48	52	56	63	70	
15	5	10	15	20	25	30	35	40	45	50	55	60	65	70	75	
16	5	10	16	21	26	32	37	42	47	52	58	63	68	73	78	
17	6	12	18	24	30	36	42	48	54	60	66	72	78	84	90	
18	6	12	20	26	32	38	44	50	57	63	70	77	82	88	95	
19	7	14	21	28	35	42	49	56	63	70	77	84	91	98	107	
20	8	16	24	32	40	48	56	64	72	80	88	96	104	112	120	
21+	9	18	27	36	45	54	63	72	81	90	100	110	120	130	140	

**Close Combat Results**

Upon completing a Shock or Melee combat, add the following factors for each of the opposing units. The factors are cumulative:

Cavalry charging at the gallop:	+3
Feudal Chivalry engaging inferiors:	+1
Troops in full armor:	+1
Troops in 2 ranks of close order:	+1
Per rank of organized infantry:	+1
Troops advancing into the battle:	+1
Caused the most casualties in figures:	+2
Caused twice the casualties received:	+2
Caused thrice the casualties received:	+3
Uphill at start and not now on the level:	+1
Troops fought in open order:	-1
Infantry vs. Cavalry and had pole arms:	+1
Infantry vs. Cavalry and had pikes:	+1

**Cavalry vs Infantry**

If the Infantry has the higher total in a Shock or Melee action, the Cavalry will "rally back" to regroup for another charge.

If the Cavalry has the higher total in a Shock or Melee action, it will bend the centre of the battline back 25mm (10m/yd) per point it has won. The new frontage is made up by thinning the line of the Infantry. If the Infantry are pushed back 100mm (40m/yd) by Chivalry, 125mm (50m/yd) by armored or Heavy Cavalry, or 150mm (60m/yd) by any other Cavalry, it has been "penetrated" by the Cavalry assault and the battline is split along a frontage in the center equal to 1/4 the number of Cavalry attacking in the front rank. Type "A" and "B" Infantry check morale immediately with -2 morale points. Type "C" and "D" foot troops immediately "break." If a Shock action was fought, the Cavalry may continue their charge through the gap or through the entire line of broken infantry and may engage troops behind the shattered unit in the same phase, taking the full charge distance from their starting point. The Infantry unit that has its line broken is "disorganized" in the following phase.

**Cavalry vs Cavalry / Infantry vs Infantry**

The force with the higher total pushes back the lower unit by 25mm (10m/yd) for each point it is higher. Infantry or Light, Medium, or Heavy Cavalry "breaks" if pushed back 150mm (60m/yd) or more. Armored Cavalry and Chivalry rally back at full charge and may "break" only if pursued by a force 50% of their strength if social equals or equal to their strength if inferiors.

**Stalemate: CONTINUED MELEE**

If Cavalry and Infantry have equal totals, the action continues as a melee in the following phase, with both sides "disorganized." Leave the frontages and positions constant, however, to avoid unnecessary movement of figures. The same holds for Cavalry vs. Cavalry and Infantry vs. Infantry actions. At the end of the melee, both sides check morale.

**Broken Troops**

All "broken" troops retreat at "charge" speed for one full phase directly away from the force that broke them. They will continue to make for their base line (250mm from edge of battlefield) and will not halt unless they succeed on a subsequent morale throw and obey orders. If they fail a morale check at the base line, they will retire from the field. Broken troops will not fight or shoot missiles until they rally. A morale check is made -3 at the end of the first phase, -1 on the second and subsequent phases.

**Routed Troops**

Any troops who are "routed" will retreat toward their base line at full "charge" speed and will check morale -3 at the end of the second phase and all subsequent phases until they rally or retire from the field. A Battle Commander may join the unit, adding his "CL" to the morale determination. If a Battle has "routed," only the Army Commander may steady it again.

**Pursuit**

The forces "breaking" or "routing" the enemy will always pursue at full "charge" speed for the first phase of the pursuit. The pursuers obtain a free attack against the fleeing enemy at any point in the pursuit in which they are in contact. Half the enemy casualties are considered "captured."

At the end of the first phase of pursuit, the pursuing forces Commander will take an insubordination determination to see if he will call off the pursuit or press on, contrary to orders. If the pursuit continues, it will be at normal speed and the pursuers will rally to reorganize their unit.

If the pursuers meet with a body of enemy troops in the first phase of pursuit, they will attempt to avoid them if there is a gap wide enough to pass through. Otherwise, they will charge the new enemy or, reaction time permitting, halt the headlong advance and rally the now disorganized unit.

**Asking and Giving Quarter**

Quarter may be asked or granted at any time in a battle, but usually it is asked only during a pursuit situation in which the retreating troops cannot escape their pursuers. Troops bent on revenge will slaughter surrendering men. Otherwise, both the pursuer and the fleeing troops each throw a die (1-6 for Knights and Feudals; 2-3-3-4-5 for Regulars and Mercenaries). If the pursuer's total equals or exceeds the roll of the fleeing troops, they will continue the slaughter. If the fleeing troops exceed the pursuer's die roll, they will be granted quarter. If quarter is granted, the captured figures must be led to the victor's base line, with one figure as an escort to every five captured figures. Surrendering Knights always add +2 to their die roll; they are valuable as prisoners to be held for ransom.

**Troops Leaving the Field**

Any troops exiting from the field by crossing the base line may stop there if "broken," and they return if they rally on the phase following the rallying morale check. All "routed" troops will not return.

**Victory**

Like many miniatures combat systems, Chivalry & Sorcery does not provide any victory conditions based upon the addition of surviving "points" of cavalry and infantry in order to decide the victor. In a campaign battle, the side holding the battlefield has "won." Sooner or later, the Commander of an army that is being badly mauled will have to decide to sound a general retreat if he is going to preserve the remnants of his shattered forces. Only a fool or a desperate man who cannot hope for quarter from his enemies would "fight to the last man." Without at least the cadre of an army to rebuild his forces around, he would be finished as a power in the land.

Nightfall often saves an army from total destruction, for the action stops at that point. The defeated army is able to slip away, counting itself lucky to be alive. The victors will roam the battlefield, looting, capturing enemy stragglers, and aiding their wounded comrades. If, however, both sides have been bled equally, the armies might camp on the field for the night and resume hostilities the following morning, with appropriate dressing of their lines and redeployment of troops.

**Battlefield Has Been Won**

The victor loses 1/3 of the figures removed as dead, 1/3 as wounded to be returned to duty in 2 weeks, and 1/3 as seriously wounded to be sent home for the season as invalids. If in hostile territory, all wounded must be carried in the baggage train. 10% of routed



troops desert back home, and the remainder return to duty. Casualties which do not add up to complete figures are returned to duty the following day as well.

The loser suffers 1/2 of the figures removed as dead, 1/4 as captured, and 1/4 as wounded borne from the field by their comrades. Only 1/4 of the Knights are dead, 1/4 have been captured and held for ransom, 1/4 are fit for duty, and 1/4 are wounded for 2 weeks. 50% of the routed troops desert home, and the remainder return to duty.

The victor's Knights are in excellent condition, 1/4 are dead, 1/2 are fit for duty, and 1/4 are wounded for 2 weeks.

All troops killed in pursuit after being broken or routed are considered dead.

**Battlefield Still Contested**

If neither army has quite the battlefield by nightfall, treat both sides as "victors" for the purposes of computing casualties killed, wounded, deserting, or returning to duty.

**Honours of War**

If the Army Commander is captured and represents a player character whose forces are largely represented by the army or on whose behalf the battle is being fought, he may sue for terms from the other side. If granted the Honors of War, he will pledge ransom for himself and his men. Such a pledge often carried a high price--the surrender of a castle or lands or the paying of a large sum of money.

An Army Commander can also sue for terms even if he is not in the hands of the enemy. In this case, no "ransom" is paid as such, but some indemnity will be forthcoming.

**The Competition Battle**



he competition battle is perhaps the only truly "balanced" action which will occur in *Chivalry & Sorcery*. The competition battle is an abstraction, much like a chess game, and is divorced from campaigns as such.

The strengths of armies are determined by using the familiar "points" system. If a typical medium-sized battle is desired, each player or side will fight with an army of 1500 to 2000 "points," with up to 300 points extra allotted to commanders. If an action of major size is desired, the point values can be raised to higher levels.

As in the regular campaign battles, each side will be assigned an edge of the battlefield and is given a certain number of terrain features which may be placed anywhere on the battlefield so long as they are more than 250mm or 10" from the edge assigned to the side placing the terrain. Both sides then pick their armies, using the point values given below. The type of Feudal army should always be decided first, for under no circumstances may players choose troops or armaments not typical of the medieval forces he is supposed to command. It should be noted that the basic "figure" represents only 20 men and does not include arms, armor, or any other factor such as training and morale.

armor

- LI = 2
- MI = 3
- HI = 4
- HAI = 6
- LC = 2 + 5 (horses)
- MC = 3 + 5 (horses)
- HC = 5 + 5 (horses)
- AC = 6 + 5 (horses)
- HAC = 7 + 5 (horses)

Weapons

- Heavy Lance = +2
- Light Lance = +1
- Heavy Weapons = +2
- Light Weapons = +1
- Pike = +2
- Pole Arms = +1
- Javelin = +1
- Mixed SSH = +1
- Mixed PC(L) = +2
- Mixed PC(H) = +3
- Mixed PL = +3
- Peasant Arms = +0
- 100% Longbow = +3
- 100% L X-Bow = +2
- 100% H X-Bow = +3

Training

- Type A= +4
- Type B= +2
- Type C= +0
- Type D= -1

Social Class, Organization, or Non-Human

- KC/KI= +3
- FIR= +1
- FCM= +0
- FCR= +1
- FIL= +0
- MC= +2
- MB= +2
- MI= +2
- FSC= +2
- FSI= -1
- KNI= +3
- FNI= +0
- KEI= +4
- KEB= +4
- KDI= +5
- FHM= +0
- FWC= +3
- FGL= +0
- KTI= +40
- FGI= +50
- HDI= +8

Commanders Type:	"CI" 1	"CI" 2	"CI" 3	"CI" 4	"CI" 5	Mercenary
Duke, Prince	+30	+50	+75	+100	+125	+20
Marquis	+25	+40	+60	+80	+100	+15
Earl, Count	+20	+35	+50	+75	+85	+12
Baron	+15	+30	+45	+60	+75	+10
Bannerette	+12	+25	+40	+50	+60	+7

Commanders Type:	"CI" 1	"CI" 2	"CI" 3	"CI" 4	"CI" 5	Mercenary
Knight	+10	+20	+30	+40	+50	+5
Sergeant	+5	+10	+15	+20	+25	+2

Siege Engine, Light: +5 and crew  
 Siege Engine, Heavy: +8 and crew  
 Mounts for Infantry: +3

Victory is determined by comparing the casualties of the "victor" to those of the "Loser" (see "Victory" above). If casualties are 1:1.5 or less, a "marginal" victory was won. If casualties are 1:1.5 to 1:3 a "tactical" victory has been won. Casualties of 1:3 to 1:4 bring a "great" victory, and casualties in excess of that bring a "crushing" victory. Casualties are counted in terms of the "points" of men killed, captured, and wounded. One-half the "point value" of routed and deserting troops are counted.

Players may also wish to use the "points" system to assign military capacity to Feudal holdings and nations, instead of dealing with monetary values and incomes. In that case, set rates should be given to holdings and nations which reflect their relative strength and resources.


**Siege**



learly, an attack on a castle can prove to be a brutal affair. The besiegers will use the most effective tactics possible. Each of these tactics is dealt with below, and, depending upon how complex the players wish to make it, conducting the siege can be a real exercise in skill, wits, and practical knowledge.

The term derives from sedere, Latin for "to sit". Generally speaking, siege warfare is a form of constant, low intensity conflict characterized by one party holding a strong, static defensive position. Consequently, an opportunity for negotiation between combatants is not uncommon, as proximity and fluctuating advantage can encourage diplomacy.

A siege occurs when an attacker encounters a city or fortress that cannot be easily taken by a 'coup de main' and refuses to surrender. Sieges involve surrounding the target and blocking the reinforcement or escape of troops or provision of supplies (a tactic known as "investment"), typically coupled with attempts to reduce the fortifications by means of siege engines, artillery bombardment, mining (also known as sapping), or the use of deception or treachery to bypass defences. Failing a military outcome, sieges can often be decided by starvation, thirst or disease, which can afflict either the attacker or defender.



**Starvation**



tarving out the defenders is the least costly in lives as far as an attacker is concerned, but it requires time enough for the garrison to eat up at least two month's of food. The risk of a strong relieving army arriving to engage the besiegers and raise the siege cannot be minimized. However, placing a castle under siege is a good way of "smoking out" the main army of your enemy to try the issue on the battlefield.

## Storming the Walls



direct assault against the walls of a strong castle is pure suicide, but it can prove to be most effective against lesser fortifications. It is a rather simple, almost trite fact that in order to get on top of a castle wall one must climb. If the wall is 40 feet high or less, it can be scaled with ladders and lines. A 20-foot ladder can be constructed by 5 men in one hour, with an extra 20 minutes for each additional 5 feet.

Length of Ladder	No. Men Climbing	No. Men Hold	Chance of Collapse	Chance of Injury
20 feet	3	2	10%	15%
25 feet	3	2	15%	20%
30 feet	4	2	20%	25%
35 feet	4	2	25%	30%
40 feet	5	3	30%	35%

Scaling lines may also be used, with 1 man climbing per line.

Defenders have a chance of dislodging ladders equal to the % chance of collapse, and all men on a dislodged ladder are injured if falling onto hard ground, with a % chance of death per man equal to the percentage on the table above. Scaling lines may be cut 50% of the time, with automatic injury and a % chance of death equal to the height for scaling ladders.

The assault can be staged in one of two scales: 1:10, using the mass combat rules; or 1:1, using the individual combat rules. The choice of scales will depend upon the number of troops involved.

Using 1:10 scale, the defenders can deploy one rank of troops in close order on the battlements to meet enemy attacks, with a second rank in reserve. The attackers may deploy in as much depth as they desire, but only one rank may climb to the attack. Attackers suffer double casualties because of the problems of climbing and fighting at the same time, while defenders reduce casualties by 1 man for every 3 lost because of their defensive advantage. Offenders may engage the men below the wall with missiles.

The assault continues for three melee phases. At the end of that time, casualties are assessed and averaged for each figure engaged or drawn up in reserve for attack or for defense along the threatened section of wall. The attacker then rolls to see if he has managed to dislodge any troops on the wall:

Defender Has Lost*	Attacker Rolls	To Dislodge =	1 Attacker Advance on Wall
1 man per figure	1xd100	20	1 figure climbing per Dislodgement
2 men per figure	2xd100	25	1 figure climbing per Dislodgement
3 men per figure	4xd100	25	1 figure climbing per Dislodgement
4 men per figure	5xd100	25	1 figure climbing per Dislodgement
3 men per figure	6xd100	30	1 figure climbing per Dislodgement

\*Figures have varying strengths, depending upon the class of troops, their armor, etc. Thus "man" for Type A Knights in full armor would be 3.5 casualty points, while Type C troops without any other advantage would be 2 casualty points per man in 1:10 scale. See "Casualties".

Defender Has Lost	Attacker Rolls	To Dislodge =	1 Attacker Advance on Wall
6 men per figure	8xd100	35	1 figure climbing per Dislodgement
7 men per figure	9xd100	40	1 figure climbing per Dislodgement
8 men per figure	10xd100	50	1 figure climbing per Dislodgement
9 men per figure	12xd100	75	1 figure climbing per Dislodgement
10 men per figure -	-	-	Wall Cleared, All Attacking troops Advance

If the attacking force fails to get a figure on the wall, it will fall back and must rally before a second assault can be launched.

If assaulting troops have gained a foothold on the wall, one defending figure must be detailed to deal with each attacker, and casualties suffered are double those printed on the table because of the desperate nature of the struggle. All casualties lost in such encounters are slain. If there are insufficient defending figures to cover all of the attackers on the wall, one figure climbing must be allowed on the wall for each attacker that is not covered.

Defenders may reinforce the wall only by bringing troops up stairs and along the walkways. If attackers are on the wall, they must be engaged in "desperate" combat to clear the way.

Desperate combats on the wall are decided each turn, as figures may be quickly eliminated before the completion of a 3-phase assault. Each group of figures is determined in a separate action.


Once the determination of the initial phase of combat is completed, a number of figures equal to the casualties suffered are removed from both the attacking and defending troops. The defenders suffer 1/4 killed, 1/2 wounded but able to serve the next day, and 1/4 are still fit for combat. Attackers suffer 1/2 killed, 1/4 wounded but able to serve the next day, and 1/4 seriously wounded and unable to serve for 1 week.

If man-to-man combat is being used for actions involving small numbers of troops, use the non-player Character Profiles:

Type "A" Troops = level 10 Knights or Fighting Man in appropriate armor

Type "B" Troops = level 7 Knights or Fighting Man in appropriate armor  
 Type "C" Troops = level 5 Knights or Fighting Man in appropriate armor  
 Type "D" Troops = level 2 Fighting Man in appropriate armor

Because of the close-packed ranks of troops both on the walls and climbing, ignore all parrying and dodging rules and slug it out with blow-for-blow combat. To allow for the superior defensive ability of trained fighting men, give Type "A" and "B" troops a passive shield parry of -15% and Type "C" and "D" troops a -5% passive shield. All player characters will, of course, fight according to their characteristics.



Climbing troops cannot use shields when climbing the ladders or scaling ropes. They gain the wall only when a defender has been driven back as a result of a "bash" or when two attackers are able to gain an advantage by attacking a single defender with fewer blows than the combined total of the attackers. Of course, any undefended portion of the wall can immediately be won.

When the attackers have suffered 40% casualties they will begin to check morale. The defenders will not check morale until 65% casualties have been sustained. Failure of morale (see Individual Combat) results in flight or else surrender if flight is not possible. All non-noble fighting men left on the wall by retreating attackers will be slain by the defenders but nobles will probably be taken prisoner.

## Siege Towers



siege tower (or belfry) is a specialized siege engine, construct to protect assailants and ladders while approaching the defensive walls of a fortification. The tower is often rectangular with four wheels with its height roughly equal to that of the wall or sometimes higher to allow archers to stand on top of the tower and shoot into the fortification. Because the towers are wooden and thus flammable, they had to have some non-flammable covering of iron or fresh animal skins. The siege tower is mainly made from wood but sometimes had metal parts.

Siege towers are of unwieldy dimensions and, like trebuchets, are therefore mostly constructed on site of the siege. Taking considerable time to construct, siege towers are mainly built if the defense of the opposing fortification could not be overcome by ladder assault, by mining or by breaking walls or gates.

The siege tower sometimes housed pikemen, swordsmen, or crossbowmen who shot quarrels at the defenders. Because of the size of the tower it would often be the first target of large stone catapults but it had its own projectiles with which to retaliate.

Siege towers were used to get troops over an enemy wall. When a siege tower was near a wall, it would drop a gangplank between it and the wall. Troops could then rush onto the walls and into the castle or city.

If the walls are higher than 40 feet, siege towers must be used because ladders simply cannot stand the stress. Towers are built on the best hardwood and are covered with animal hide or iron plates (15% chance of catching fire). Costs of construction are high, approximately 5 GP per foot of height to 40 feet and 7 GP per foot above that height. Towers may have drawbridges extending up to 20 feet, across which troops are able to charge, using shock tactics to sweep defenders from the wall.

In 1:10 combat, a charge across a tower's drawbridge can be made by two ranks of infantry, inflicting double damage in the shock. The frontage is 1 figure. Troops fighting from a tower are equivalent to troops on the wall. In man-to-man combat, troops may charge three to five abreast and have a +10% chance of striking the enemy in the initial charge.

Siege towers can be destroyed by fire or by toppling them. Toppling can occur when:

1. Destroyed by catapult fire. A tower may sustain 15 impact points for each foot of height.
2. Grappled: The defenders can grapple a tower with grapnels

attached to lines 25% of the time within 25 feet of the wall. If fired from a ballista, the grapnels have a 75% chance at 25 feet or less, 50% at 26 to 75 feet, and 25% at 76-150 feet. It then takes two phases to topple the tower at a 40% chance with 49 men. One horse equals 5 men, if substituted. However, the attackers can try to ungrapple the tower at a 25% chance per phase.

3. Crossing a filled moat: The tower will tip 15% of the time when being pushed across a moat that has been filled with tied bundles of faggots and covered with a log corduroy lashed with ropes.

Siege towers can move at 20m/yr per phase (20 feet per turn in individual combat). They require 3 men or 1 horse or mule per foot of height to be moved.

## Missile Weapons




how can do nothing against a 10-foot thick wall except to eliminate the occasional defender careless enough to expose himself. In 1:10 combat, fire from outside the defenses causes only 1/5 casualties. In 1:1 combat, a hit occurs only when there is a critical hit result, and a second roll must be made for a "critical" hit.

## Siege Weapons

There are three types of siege engines that can deliver missiles capable of damaging a wall or other structure:

1. THE ONAGER: A small catapult weighing about 500 Dr. which can be moved easily and generally rides on a solid wheeled platform. It can be built in about 10 days by a Blacksmith, a Carpenter, and 8 men to assist them.

The onager consist of a large frame placed on the ground to whose front end a vertical frame of solid timber is rigidly fixed; through the vertical frame ran an axle, which had a single stout spoke. On the extremity of the spoke is a sling used to launch a projectile. Some onagers use a bowl-shaped bucket instead of a sling to fire the projectile.




2. THE MANGONEL: A medium-sized catapult that can throw stones or darts. It weighs about 1200 to 1500 Dr. and can be moved on wheels when pulled by draft animals or large numbers of men. It can be built in about 15 days by a crew of two Smiths, two carpenters, and 16 other men. The Mangonel was a highly accurate siege engine requiring expert building and design skills. Mangonels were capable of firing projectiles up to 1,300 feet. The Mangonel had one arm which was made of timber. Missiles were launched from a bowl-shaped bucket at the end of the arm. The rope attached to the arm was the spring of the Mangonel. The ropes are made of twisted strands of human hair or animal sinew. The rope at the bottom end of the throwing arm was twisted, providing the force to propel the arm. Wheels were added to the base of the Mangonel ensuring manoeuvrability.

The Mangonel was an invaluable Medieval siege attack weapon, similar to a catapult which worked by using torsion or counterpoise. Mangonels fired heavy projectiles from a bowl-shaped bucket at the end of its arm. The Mangonel was used for aiming various missiles at castles, fortresses and cities. This type of catapult was easy to construct and wheels were added to the design to ensure manoeuvrability. The Mangonel complimented the other available siege weapons. The Mangonel was not as accurate as the Ballista but it was able to throw missiles further than a Trebuchet. Missiles were thrown in an overhead arc as opposed to the straight trajectory of the dart throwing Ballista.

The Mangonel could launch missiles across long distances. Attackers were ingenious in their ideas for launching projectiles which would cause as much distress and discomfort inside the castle walls. The more unusual types of projectile included dead (and often partially decomposed) carcasses of animals or people (and even human heads), used to intimidate, demoralize, and spread disease among the besieged. This tactic often proved effective. The short supply of food, which was often of low quality or rotting, combined with the cramped living space of the defenders, poor hygiene, and vermin infestations provided an ideal scenario for the spread of disease. It should be noted, however, that the mangonel's principal role in battle, particularly medieval battle, was to knock down a castle or city's walls and infrastructure, not to kill troops. Its unpredictable, yet powerful strikes were best suited to hitting broad, non-moving targets such as buildings or walls.

Mangonel missiles included the following:

- Stones
- Sharp wooden poles and darts
- Fire
- Casks of Burning Tar
- Burning Sand ( this became trapped inside armor )
- Pots of Greek Fire
- Dung
- Dead, sometime mutilated, bodies
- Disease ridden bodies
- Body parts
- Dead animals
- Any rotting matter
- Quicklime




3. THE TREBUCHET: A very large siege engine that weighs up to 5 tons and requires disassembly to be moved. It can be built in 20 days by an Armorer, two Smiths, two carpenters, and 25 men. In the late Medieval era of the Middle Ages the men who operated the trebuchet were called ' Gynours '. The Medieval trebuchet was a massive war engine and its size required that the machine would be built at the site of the siege. The Gynours were under constant bombardment from the arrows and missiles of the enemy. The enemy would also attempt to burn the trebuchet during any daring reconnaissance trips. Catapults would also be built by the enemy within the castle or city walls to attack any of the attackers siege engines. Warning cries were often made when a fire missile had been launched by a trebuchet. It can be inched forward on rollers to a position close to a wall and usually takes a full day to be sited if it is constructed out of missile range. (Such movement generally takes place at night.)

The Trebuchet was designed as a giant catapult, or sling. Missiles thrown from the Trebuchet catapults were deadly. The Trebuchet is generally associated with throwing stones. A Trebuchet could release up to 2000 stones in one day! Should the supply diminish sharp wooden poles and darts would be used. Fire caused havoc in a besieged castle or city and a variety of fire missiles, including firebrands were thrown. Terrifying Greek Fire was also used as a missile from the Medieval trebuchet. Medieval Trebuchets could launch missiles hundreds of yards at, or even over, a castle, fortress or city wall. Attackers were ingenious in their ideas for launching Trebuchet missiles which would cause as much distress and discomfort inside the castle or town walls. Trebuchet missiles included the following objects:

- Stones
- Sharp wooden poles and darts
- Fire
- Casks of Burning Tar
- Burning Sand ( this became trapped inside armor )
- Pots of Greek Fire
- Dung
- Dead, sometime mutilated, bodies
- Disease ridden bodies
- Body parts
- Dead animals
- Any rotting matter
- Quicklime

Such siege "gunnes" were most typical of the Feudal period. If players wish to stage actions more properly belonging to the early Renaissance and require bombs, they are about 50% more effective in impact than siege engines casting missiles of comparable weight. Ranges, however, are similar. Building a Trebuchet required the design and building skills. They were far too cumbersome to move from one place to another. In a siege situation the commander would assess the situation and the siege weapons design requirements to break a siege.



6. MANGONEL: As well as acting as a catapult, the mangonel can fire a very heavy dart up to 3 times the distance of a heavy crossbow and with 6 times the destructive force.

Type of Engine	Rate of Fire/Hour	Defensive Impact	Cost	Size	Arm	Crew
Onager	1	200	100 GP	14'x5'	12'	5 men + 4 horses
Mangonel	5	300	175 GP	20'x8'	18'	10 men + 8 horses
Trebuchet	2	500	250 GP	50'x20'	30'	20 men + 20 horses
Ballista	15	100	100 GP	6'x4'	-	5 men + 2 horses
Springal	4	350	200 GP	20'x8'	20'	10 men + 8 horses

When firing javelin-type missiles, siege engines must be supplied with darts, so extra transport and animals must be provided. Similarly, boulders have to be hauled to the heavy siege "gunnes" to keep them supplied with ammunition.

Hit Probability Table For Siege Engines

Die Roll	Against Wall	Die Roll	Against Enemy Siege Engine
1-20%	Shot falls short	1-30%	shot falls short
21-26%	Hit adjacent 10' section (L or R)	31-50%	Hit adjacent 10' section (L or R)
26-30%	Hit base of wall (20-50% damage)	51-60%	Hit base: 20% damage.
31-70%	Hit aiming point	61-65%	Hit arm/bow: destroyed.
71-90%	Hit top of wall	61-100%	Shot overshoots 10-100'
91-100%	Shot went into castle over wall		

Impact damage against engines and all structures is a function of weight of the stone, the range, and the type of engine firing it. The following table gives the impact points of damage inflicted against structures:

Range	The Onager			The Mangonel			The Trebuchet		
	50dr	100dr	100dr	150dr	200dr	200dr	300dr	500dr	
30m/yr	155	320	360	470	560	650	800	1250	
60m/yr	150	30	355	460	545	635	770	1150	
100m/yr	145	280	350	445	535	620	750	1110	
130m/yr	140	275	345	435	520	615	740	1080	
160m/yr	135	275	340	420	515	595	730	1010	
200m/yr	125	270	330	420	500	595	705	960	
230m/yr	120	265	320	405	475	585	690	905	
260m/yr	115	255	310	390	455	570	690	905	
300m/yr	110	240	295	375	430	555	650	845	
330m/yr	105	225	280	355	400	535	625	800	
360m/yr	100	210	265	320	365	515	605	725	
400m/yr	95	190	245	295	325	495	580	675	
430m/yr	90	170	225	260	275	475	555	625	
460m/yr	85	150	205	235	235	455	525	575	
500m/yr	80	130	185	200	200	435	495	525	
530m/yr	75	110	165	165	165	415	465	475	
560m/yr	70	100	145	150	150	390	430	425	
600m/yr	65		125			365	395	400	
630m/yr	60		115			340	360		
660m/yr	55		100			315	325		
700m/yr	50					290	300		
730m/yr						265			
760m/yr						240			
800m/yr						215			
830m/yr						200			


In addition to the heavy siege "gunnes," there are several other missile-casting engines:

4. BALLISTA; A light engine resembling a large crossbow and mounted on a swivel base with levers that allow the crew to obtain exact elevations and ranges. The engine has the range and general accuracy of a heavy crossbow but does three times the damage and has a critical hit factor of 60%. It weighs about 500 dr., like an onager, and can be constructed in 15 to 20 days by an armorer, two Smiths, and 17 other men.

Although the design and building of the Ballista was highly accurate its range was less than that of the massive Trebuchet. The missiles launched by the Ballista were much lighter than the heavy trebuchet stones and could not gain the high momentum of the heavier missiles. The maximum range was over 500 m/yr, but effective combat range for many targets was far shorter. The ballista's relatively lightweight bolts could be as heavy as 200-300 dr.

The ballista was designed as a giant catapult. One type of ballista was a tension-driven device called a springald. The springald closely resembled a crossbow in function with a vertical springboard fixed at its lower end to a timber frame. The springboard moved like a lever. Missiles thrown from the Ballista catapults were deadly. The Ballista catapults were highly accurate and could release up to 1000 missiles in one day! Ballista catapults could launch missiles across hundreds of yards. Attackers were ingenious in their ideas for launching ballista catapult missiles which would cause as much distress and discomfort inside the castle walls. Missiles launched from Ballista catapults included the following:

- Darts with iron points
- Sharp wooden poles
- Body parts
- Diseased and rotting carcasses



5. SPRINGAL: A light engine identical in size to the onager. However, instead of the arm pulling a sling through the air to cast stones, it hits a large bar located on the top or the frame and propels 5 to 20 spears up to a maximum of 100 m/yr. Each spear can damage an individual, so that the springal is actually a form of early 'machine gun.' The springald's design is similar to that of the Ballista's, in that it was effectively a crossbow propelled by tension. The Springald's frame was more compact, allowing for use inside tighter confines, such as the inside of a castle or tower. This compromised the firepower though, making it an anti-personnel weapon at best. In large-scale combat, treat springals as equal to hand-hurled weapons, with each engine worth 5 to 20 men.

The resistance of a wall is determined in one of two ways. In the case of small types of structures (cottages, inns, etc.) the resistance to impact is determined by the referee in impact points. In the case of solid stone buildings, walls, and towers, the impact resistance is calculated in the following manner:

1. Resistance = 1000 x thickness\* + height x thickness x 50 \*Multiply thickness by the Defense Factor.
2. The effective thickness of the rock is determined by the type of rock and mortar used by the builder, as well as wood bracing.

Cheap stone	= 0.9 Defense Factor
Average stone	= 1.0 Defense Factor
Good stone	= 1.2 Defense Factor
Fine stone	= 1.3 Defense Factor
Square Tower	= + 0.2 to D.F.
Round Tower	= + 0.5 to D.F.
Poor Mortar	= no bonus
Good Mortar	= + 0.1 to D.F.
Poor Wood Bracing	= + 0.1 to D.F.
Hard Wood Bracing	= + 0.2 to D.F.
Fine Wood Bracing	= + 0.3 to D.F.
Iron Bound Bracing	= + 0.5 to D.F.

If the wall is of earth, one foot of packed earth equals six inches of average stone. If completely dry, one foot of earth equals six inches of poor stone; if wet, it is equal to six inches of good stone.

Computing Damage to Structures

The amount of damage actually done to the wall is determined by taking the impact force of the missile and dividing it by the impact resistance of the target. Then take the missile impact ratio and read off the resulting damage from the table below:

Missile Impact Results Table

Result	Amount of Damage	Result	Amount of Damage	Result	Amount of Damage
1.00	100% Damage	0.10	0.81% Damage	0.01	0.081% Damage
0.90	81% Damage	0.09	0.64% Damage	0.009	0.064% Damage
0.80	64% Damage	0.08	0.49% Damage	0.008	0.049% Damage
0.70	49% Damage	0.07	0.36% Damage	0.007	0.036% Damage
0.60	36% Damage	0.06	0.25% Damage	0.006	0.025% Damage

Result	Amount of Damage	Result	Amount of Damage	Result	Amount of Damage
0.50	25% Damage	0.05	0.16% Damage	0.005	0.016% Damage
0.40	16% Damage	0.04	0.4% Damage	0.004	0.004% Damage
0.30	9% Damage	0.03	0.02% Damage	0.003	0.002% Damage
0.20	4% Damage	0.02	0.01% Damage	0.002	0.001% Damage

The amount of damage caused is calculated by multiplying the Impact Factor or the missile times the percentage of damage indicated. Unless delivered by a 300 Dr. or 505 Dr. stone, any result of less than .002 will cause no damage; 300 Dr. or 500 Dr. stones cause .001% damage when firing against walls of great resistance.

## Protective Devices

**P**rotection against the activities of siege engines and archers can be provided by large wooden shields or mantlets. In the field, it is mounted on small wheels so that it can be pushed in front of an advancing force. It can screen a firing position as well, and similar structures are used on the castle walls to protect the defenders. Mantlets are normally covered with skins soaked in vinegar to prevent fire (15% chance) and have an impact resistance of 200 points. Larger versions may be erected to protect siege engines drawn up close to the walls of a castle and have an impact resistance of 500 points. A small mantlet can be built in two hours by 5 men. Large mantlets and screens require a day or two of activity by 20 to 40 men, depending on whether a small or large engine is to be protected.

A second form of protection is the "sow." The "sow" is a long shed that normally covers a ram or the entrance to a mine. It is often on wheels and can move at a slow walking pace. The roof and sides are covered with hides, as is the mantlet at the front, and it can sustain 3000 points of impact on each 8-foot section. An 8-foot section requires 5 men to move it and weighs well in excess of 1000 Or.

## Fire and Incendiaries

**F**ire is a versatile weapon that can be used against men and all flammable structures. Fire comes in solid form (fire missiles) or liquid form (kegs of inflammable liquid). When the missile hits a target, there is a 65% chance that liquid fire will ignite the structure, and there is a 40% chance that a solid missile will start a fire in addition to doing impact damage. Hides soaked in vinegar reduce the chance of fire to 15%.

A solid fire missile will affect an area about 10 feet in diameter (3m/yd) while a liquid fire missile will affect an area 15 feet in diameter (5m/yd). Fire from a solid missile can be quenched with water, at 1-50% chance; while fire from liquid missiles must be smothered in earth, at 1-30% chance. Attempts to extinguish the fire may be made each turn.

Solid fire deals out 200 points of damage to flammable structures per turn and feeds on the materials it is burning.

Liquid fire deals out varying amounts of damage, depending upon the type of liquid that is used. The following list gives the impact force of six liquid fire missiles of 10 gallon kegs, along with the price of each:

Type of Incendiary	Cost	Initial Burning	Each 20 Min.
Any Oil	25sp	250 points	220 points
Turpentine	60sp	300 points	250 points
Pitch	15sp	200 points	200 points
Naphtha	75sp	350 points	300 points
Alcohol	60sp	350 points	250 points
Greek Fire	100sp	500 points	350 points

Incendiaries and boiling oil may also be used by the defenders with good effect when the besiegers attempt to storm the walls.

When incendiary missiles are fired, the defenders are usually able to dodge out of the way in time because of the high arc of fire and the relative slowness of the missiles. If a fire missile lands in an area occupied by troops, there is a chance that only 10-30% have been caught by a solid missile and a 10-60% by a liquid missile. Half the casualties are killed and the remainder are burned and must report wounded for 1-6 days.

When burning liquid or boiling oil is poured from the walls, attackers caught below on ladders or scaling lines suffer 50% dead and the remainder wounded for 1-6 days. The incendiary material splatters everyone on a ladder and immediately below, then will spread out in a 5m/yd x 5m/yd area at the base. A figure in 1:10 scale will take 10% to 100% casualties if in close order and 10% to 60% casualties if in normal or open order. In 1:1 scale, the same percentages hold for all figures caught in the burning material, with 10% to 100% in the area being affected. Damage caused to individuals is given in the Individual Combat chapter. Fatalities are most likely those who received the initial splash, men on ladders or holding them or else men closest to the wall.

Fire caused havoc in a besieged castle or city and a variety of fire missiles were thrown from a trebuchet - none more terrifying than Greek Fire. Greek fire was a liquid that ignited on contact with water. Greek Fire had the property of developing intense heat, spreading in all directions and burning on water! Greek Fire was

such a devastating weapon that the exact composition of a Greek Fire Recipe was a closely guarded secret. There were various formula for creating Greek Fire. Some accounts of Greek Fire suggest that petroleum and oil was used as an ingredient. Other Greek Fire recipe or formula which seems far more likely include a combination, or composition of ingredients such as Quicklime, Saltpeter, Bitumen, Sulphur, Resin and Pitch. No one, to date, has been able to successfully recreate the exact composition. This terrifying fiery substance stuck like glue to almost any surface and was nearly impossible to extinguish except with sand, salt, or urine. Throwing water alone on Greek Fire only fanned the flames.

The Greek Fire recipe for Greek fire included the following ingredients which are defined as follows:

- Quicklime - Quicklime also known as calcium oxide (white, caustic, lumpy powder )
- Saltpeter - Saltpeter aka Sodium nitrate is a type of salt which has long been used as an ingredient in explosives
- Bitumen - Asphalt and tar are the most common forms of bitumen. The city of Carthage was easily burnt down due to extensive use of bitumen in construction.
- Sulphur (Sulfur) - Sulfur is a soft bright yellow solid. Unlike most other liquids, increases with temperature due to the formation of polymer chains. Because of its flammable nature, sulfur also finds use in matches, gunpowder, and fireworks.
- Resin - Resin is a sticky liquid produced by most plants. Some resins contain heptane which is explosively flammable
- Pitch - Pitch is a thick, dark, sticky substances obtained from the distillation residue of coal tar, wood tar, or petroleum and used for waterproofing


Understanding the properties of the ingredients which were possibly included in the recipe or formula for Greek Fire explains why its exact composition was kept such a closely guarded secret.

## Rams

**R**ams are devices that are used to batter down a wall or reach a gate. The simplest ram is built from a large trunk, with handles attached so that the men can swing it against a target. Larger, more sophisticated rams are carried in "sows" or siege towers and do great damage:

Type	Weight	Composition	Crew	Speed	Damage to Rock or Stone
Small	800	Tree Trunk	10 men	1/2	= 100 Dr. Onager at 30m/yd*
Forged	1200	Oak Shaft, iron head & handles	20 men	1/2	= 150 Dr. Onager at 30m/yd* x 1-2 (die roll)
Iron	2400	Solid iron, swing mount in sow or tower	30 men	sow	= 300 Dr. Trebuchet at 30m/yd* x 1-3 (die roll)
Steel	3600	Iron shaft with steel head in sow or tower	40 men	sow	= 500 Dr. Trebuchet at 30m/yd* x 1-6 (die roll)

\*Damage is computed per 1/2 hour of operation and minimum damage is always .001, no matter how resistant the wall is. Consider sow or tower mounted rams as equal to 2 Trebuchets striking the target spot at the same time. The depth of penetration is equal to the percentage of damage done to the wall. For example, if a wall 10 feet thick was sustaining damage at a rate of 3% per 1/2 hour, penetration would be 3% of 10 feet. When the penetration is complete, a hole 5-8 feet in diameter will be opened in the bottom of a thick wall and 6-10 feet in diameter in a thin wall.



When attempting to batter gates and wooden structures, a ram is less effectual. Wood is much more supple than stone and can absorb more stress. Consider large gates as equal to 1 foot of good stone and 10 feet high; small gates are 1 foot of good stone and 5 feet high. In other words, consider the gate as if it were a stone wall. The strength of the gate will vary, furthermore, according to the type of wood or other materials employed in its construction:

Material	Defense Factor	Material	Defense Factor
Entwood	7.0	Mahogany	2.5
Teak	4.0	Witch Hazel	2.0
Cherry	3.5	Ash	2.0

Walnut	3.0	Yew	1.75
Hazel Nut	3.0	Pine	1.5
Oak	3.0	Fir	1.5

Resistance = 1000 x 1' + height x 1' x 50

Modify the thickness by the Defense Factor for the Wood plus any bonuses for extra preparation.

If the wood is Entish in origin, add +1 Defense Factor.

If the wood is Elvish in origin, add +0.5 Defense Factor.

If the wood is "banded," add +2 Defense Factors. Banding is carefully cutting the timbers into 2-inch sheets and gluing two different woods together with crossing grains (similar to plywood), lacerating it up to 12 times, and bracing it with cross beams. The cost of such a process is 10 GP per "cubic foot" of gate.

If the wood is "curved" during the banding process so that its center point is warped 6 to 12 inches outward, stress is further diffused and adds +1 Defense Factor to the banding. The cost of curving is an additional 10 SP per "cubic foot" of gate. If it is properly fitted in position in the entrance, such a gate can jam 1-50% of the time so that +2 Defense factors are added.

If the wood is "shod" with iron, add +1 Defense factor. The cost is 5 GP per "cubic foot" of gate.

If an Iron gate is used, backed with wooden bracings, the Defense Factor is 10. The cost of such a gate is 30 GP per "cubic foot." Such a gate will have a resistance of 15000 points against impact, so it will stand for a long time if it is a main gate threatened by the enemy.

The size of the rams varied in size according to the materials available and the target which needed to be destroyed and ranged from 20 to 120 feet! The Battering ram was first powered by sheer muscle, then a sling was added and finally wheels assisted in moving the ram to the target.

The Battering Ram was modified and the metal head was designed like a drill to break and gouge out stone castle walls. The Bore was often smaller than the ram, resembling a pole, and could be used in more limited spaces. The Bore often featured a spiked head. Continuous 'boring' would result in the castle wall crumbling. Once the wall had been breached men gained access to the castle and the next stage of attack would be made.

Various different names were given to different types of battering rams. The design of the head was shaped to resemble that of a ram. It consequently looked like an animal butting, or in the case of the Bore, gnawing against its target. This typical movement gave rise to many nicknames which included the Cat, the Sow, the Mouse and the Tortoise - the slow movement of a covered battering ram approaching the target and the movement of the tortoise head in and out of its shell gave rise to this particular battering ram nickname.

Attacks had to be well coordinated when using a Medieval Battering Ram. Foot soldiers swung the tree trunk back and forth battering its target. Considerable organisation was required to use the battering ram. Up to 100 soldiers might be involved and skill was required in timing the rhythmic movement, the swing and twist of the ram in the sling. The Medieval Battering Ram was most effective against wooden gates and doors. However, a Medieval Battering Ram of the Middle Ages also proved effective against stone castles - particularly when they were aimed at the castle corners. The design of the Battering Ram was modified and a war machine, called a 'Bore' was developed to compliment the Battering Ram.

The foot soldiers who powered the Battering Ram were under constant attack from the enemy. A timber shed, or roof, was developed to shelter the soldiers - which was called the Penthouse. The word 'Penthouse' is derived from its sloping roof and taken from the French word 'pente' meaning 'slope'. The Battering Ram or Bore was suspended by chains or ropes from the penthouse ceiling. The Penthouse was often covered by wet hides as protection against fire and also braced with iron plates as defence against arrows and other missiles. The Battering Ram, its wheels and the soldiers were all completely covered by the Penthouse. Positioning the Penthouse and its battering ram against the desired target required the use of levers, ropes, rollers, pulleys, and winches. The wheels of the Penthouse were usually removed to stabilize the whole structure of the Battering Ram.

## Mining



The slowest but probably the most effective way to breach a castle wall was by mining. With careful planning the attackers could cut a tunnel to a point underneath the castle wall and fill the cavern with incendiaries. The impact of a successful explosion would bring a large section of wall down.

The technique was used when the fortification was not built on solid rock, and was developed as a response to stone built castles that could not be burned like earlier-style wooden forts. A tunnel would be excavated under the outer defenses either to provide access into the fortification or to collapse the walls. These tunnels would normally be supported by temporary wooden props as the digging progressed. Once the excavation was complete, the wall or tower being undermined would be collapsed by filling the excavation with combustible material that, when lit, would burn away the props leaving the structure above unsupported and thus liable to collapse.

A tactic related to mining is sapping the wall, where engineers would dig at the base of a wall with crowbars and picks. Peter of les Vaux-de-Cernay recounts how at the battle of Carcassonne, during the Albigensian Crusade, "after the top of the wall had been somewhat weakened by bombardment from petraries, our engineers succeeded with great difficulty in bringing a four-wheeled wagon, covered in oxhides, close to the wall, from which they set to work to sap the wall"

There were several methods to resist under mining. Often the siting of a castle could be such as to make mining difficult. The walls of a castle could be constructed either on solid rock or on sandy or water logged land, making it difficult to dig mines. A very deep ditch or moat could be constructed in front of the walls or even artificial lakes. This makes it more difficult to dig a mine, and even if a breach is made the ditch or moat makes exploiting the breach difficult. The defenders could also dig counter mines. From these they could then either dig into the attackers' tunnels and sortie into them to either kill the miners or to set fire to the pit-props to collapse the attackers' tunnel. Alternatively they could under mine the attackers' tunnels and create a camouflet to collapse the attackers' tunnels. Finally if the walls were breached they could either place obstacles in the breach, for example a chevaux de frise to hinder a forlorn hope, or construct a coupure. The great concentric ringed fortresses were designed so that the inner walls were ready built coupures: if an attacker succeeded in breaching the outer walls, he would be in a killing field between the lower outer walls and the higher inner walls.

To use miners effectively, the commander of the forces must have driven at least 10,000 feet of tunnel under combat conditions. In addition the miners have the proper tools.

### Mining Table I - Mining Supplies

Item	Cost	Item	Cost
Pick	40 SP	Iron Shovel	15 SP
Light hammer	15 SP	Sledgehammer	30 SP
Drill	20 SP	Spikes	1 SP/dozen
Shoring Timber	5 SP/linear foot of 12" x 12" wood	Pitch	20 SP/keg
Cooking Oil	20 SP/keg	Alcohol	80 SP/keg
Turpentine	50 SP/keg	Greek Fire	100 SP/keg
Naphtha	50 SP/keg	Azes	35 SP
Wheelbarrows	10 SP	Saw	40 SP
Nails	5 CP/dozen		

The average mining crew is composed of one master, two apprentices, 5 pick men, 5 shovel men, 20 men in the clearing crew, and 20 men in the shoring crew. The table below shows how far a human crew can drive a tunnel 6 feet wide and 6 feet high in an 8 hour shift. An Orc, Goblin, Dwarf, or Grey Gnome crew might be used. Orcs and Goblins work 12 hour shifts and are 50% more effective. Gnomes work a 10 hour shift and are 100% more effective. Dwarves also work a 10 hour shift and are 200% more effective. Note: Grey Gnomes will not work for humans. (see Mining Chart for chances).

Subsurface Material	Tunnel Dug	Chance of Failure or Detection of Work	Results of failure
Marsh (moat +25%)	3 feet 2	5%/15%	Cave in and Flood
Sand	6 feet	20%/15%	Cave in
Loose soil	24 feet	15%/15%	Cave in
Medium soil	20 feet	10%/10%	Cave in
Packed soil	15 feet	10%/10%	Cave in
Rocky soil	12 feet	5%/20%	Cave in
Clay	8 feet	15%/25%	Cave in
Gravel	5 feet	10%/25%	Cave in
Solid Rock	3 feet	5%/30%	Cave in

It is not possible to mine below the water table without using prohibitively expensive stone shoring and tunnel linings. However, countermines may have been established by using this method. It is a well-known fact that many castles have extensive counter mines and various water traps. Therefore, chances of detection and failure are high. If detection percentages are rolled once per shift the defenders know the approximate position of the miners and will attempt to set traps or else countermine and assault the miners in the earth or burn them out with naphtha and pitch. If a failure percentage is rolled (once per shift) and failure results, there is a cave in. The percentage also indicates the number of crew lost. Failure in a marsh or under a moat means that the tunnel is flooded and twice the number of miners are killed.

If luck holds out and the tunnel reaches the defenders, the miners will place kegs of incendiary material and ignite them. If the mine is placed correctly, the full effect of the blast will likely bring down the mined section of wall. However, if the mine is not dead center, its effects will be reduced according to the following chart:

% Die	Mine Location	Effectiveness/ Wall
1-50%	Center of Wall	100% effective if explodes correctly
51-70%	10% off center	60% "

75-65%	20% off center	30% "
86-60%	30% off center	15% "
61-95%	40% off center	5% "
96-100%	50% off center	Totally ineffective

The actual explosion can either work and impart damage to the wall equal to a missile with the impact of the incendiary charges used (initial burning value). However, a check is also made to see whether the mine explodes properly before the damage is assessed:

% Die	Result
1-25%	The mine backfires with up to 75% of tunnel destroyed.
26-50%	Some backfire, up to 20% tunnel destroyed with 30% of the force directed against wall
51-70%	No backfire, but only 50% of force hits wall
71-100%	All the available force hits wall.

## Raids

**R**aiding can gain significant extra income by raiding his neighbors. Raiding is an exercise of military skill in which knights revel. It is a natural part of their lives and a common activity provided that no greater foe threatens them from without. As a military class, knights seek any occasion to fight and resort to raiding when no other combat opportunity presents itself.

Knights' holdings might be raided as a result of random events, GameMaster manipulations, or through the actions of other characters. All such sources of a raid are treated in the same manner unless the GameMaster chooses to focus on some particular aspect of the raid or on a particular individual.

A holding may be raided one or more times per year by any of several opponents. Knights might instigate a raid or find themselves the victims of one. Instigating a raid and being the victim of a raid are viewed separately by the raid procedure, which assumes that one participant is not an active character. However, notes are included for those situations where both parties are controlled by players.

The procedures for raiding or being raided are essentially the same. The difference between the two lies in the wider variety of choices available to player characters who are on the offensive.

The logistics of organizing an army to march and engage the army of another region are so complex that most lords find it impossible to do so more than once per year. Obviously the larger the army and the further the distances involved, the more this generalization is applicable. Furthermore, knights are rightly reluctant to leave their own lands undefended for any significant period of time.

## Invasions

**N**othing compares to the horror of a full scale invasion. When a horde of warriors appears on the border even the most confident lord has much to consider. An invading enemy may have only one of a number of purposes. The invader may simply wish to raid, or he may want to annex the holding, eliminating all defenders; he may just want to wound the holding and thus reduce its threat to him.

An army on the march requires enormous quantities of food, fodder, and water. Some supplies can be carried, but logistics prohibit an army from carrying more than a few days' provisions. It is general practice to assign a portion of the army (usually the lighter troops) to forage for supplies. Those foraging scour the countryside to find food and provisions for the rest of the army. Usually a vast quantity of food is required.


Foraging of this sort can cause severe damage to a holding, as the resources of the area are stretched well beyond their usual capacity.

In addition to these events a knight may choose to invade another holding to increase the size of his lands, or the GameMaster might have a force invade the holdings of a character as part of an ongoing story.

**Pillaging Towns:** Ruthless invaders might pillage a holding's towns, laying waste all in their path.

**Plundering the Land:** Hydes, hyrds, mines, and similar sources of income can be plundered. They yield their normal income x3 once per invasion. They permanently each lose a tenth of their potential income as a result of such treatment.

**Scorched Earth Tactics:** When a holding's lord determines that the odds of defeating the invaders are negligible, or when so commanded by his liege, he may order that the land be burned to deny the invaders food and booty. All fields and towns are burned and the peasants ordered to flee. Anything valuable is broken, carried off, or quickly hidden. This is a terrible thing to do to the land, which requires 106 years to recover.



## Plagues & Diseases

**D**uring the feudal period, the dreaded cry of 'Plague!' put more sheer terror in the hearts of men than did any army - and with good reason. Disease has slain more people than has any war, and the feudal period saw numerous epidemics decimate entire populations, leaving nations economically and militarily bankrupt and wasted.

**EPIDEMICS** are highly contagious diseases that spread through the entire population. They occur only under special conditions: In any given year, there is up to a 10% chance that an epidemic will break out in some region, especially a center of population. The more unsanitary the conditions, the worse the personal hygiene of the populace, and the higher the frequency of trade, the greater the likelihood of plague. Also, times of famine and/or war may produce conditions favorable to plague outbreaks. Check once per 250,000 townsmen in the nation. The time of year the plague breaks out can be decided randomly by rolling 1 D6: 1-3 = January-June; 4-6 = July-December. Then roll 1 D6 again to find the month. Note that some plagues will not occur in certain seasons, in which case a plague is impossible and a reprieve is gained.

During war, unsanitary conditions caused by overcrowding during protracted sieges (over 60 days) or by large concentrations of troops may act to produce plague conditions. Besieged castles and towns have a 10% chance + 1% per 2000 in the fortress of a plague breaking out each week the siege lasts beyond 60 days. If a plague breaks out, the besieging army has to immediately disengage or run the risk of the plague spreading to its numbers (10% + 1% per week it remains). Armies much over 10,000 men may contract the plague if concentrated for more than 60 days at a time, with a 10% chance + 1% per week over 60 days.

**NON-EPIDEMIC DISEASES** can occur when the conditions for such diseases are present during an adventure. Such diseases affect individuals rather than whole populations. **VECTORS** are the sources or conditions under which a disease begins.

**INFECTION** is the percentage chance that an individual will contract the disease.

**SURVIVAL** is the percentage chance that an individual will recover from the disease if he contracts it. The percentage is modified by the bonuses/penalties for disease resistance given in Constitution.

**INCUBATION** is the period of time required for the symptoms to appear after exposure.

**DURATION** is the period of time that a victim will suffer from the worst ravages of the disease.

**DEATH RATE** is the number of deaths that will occur in a population during an epidemic, expressed as a percentage dead per week.

**CURE** is the effect of clerical acts. Cure Disease cannot be used arbitrarily, however, for no Cure can be attempted until a person has actually contracted the disease and the symptoms are present. Further, a Cure will not completely eliminate the disease, but merely increases the survival chances of the victim. Successful medical procedures approximate the effects of Cure Disease.

**INCAPACITATION** is the degree to which a disease victim is reduced in physical and perhaps also in mental powers during the illness and during recuperation.

**RECUPERATION** is the recovery period needed to restore the disease victim to his full powers, once survival is assured.

## Epidemics

**W**hen determining the point of outbreak of an epidemic or plague, all towns in a nation should be assigned a number - For instance, if there were 27 towns, divide them into three groups of ten (or part thereof). A dice roll can be made to determine the target group, and then a second roll to find the point of outbreak. In the case of sieges or over-sized armies, the location is already known. The following epidemic diseases may occur if the conditions are 'right'. Bubonic plague, cholera, and typhus cannot occur between the months of November and March because the cold eliminates the insect vectors. The other epidemics are possible in any season. Roll 1D6, with the result indicating the disease with the corresponding bracketed number:

**Bubonic Plague/Black Death (1):** Epidemic, lasting 2 + 1 D10 weeks before disappearing. Death Rate: 1-3% per week, with a spread in all directions of 3-6 miles per week after the initial outbreak. Vector: rats carrying plague-ridden fleas, and also infected victims. Infection: 25% per week per person is exposed. Survival = 30% (60% if Cured). Incubation = 1-3 days. Duration = 1-3 days with 100% incapacitation. Black Death produces blood spots on the skin, enlargement of lymph glands, high fever, severe chills, frequent vomiting, great thirst, and morning diarrhea, with most victims delirious. If a person is not infected during an epidemic, there is a 10% chance + Con score that he is immune. There is also a 10% chance that an exposed person is carrying plague fleas for 1-6 weeks after exposure, provided he does not change clothes or take a good bath. Recuperation = 22-27 days, with victim at 50% capacity physically.

**Cholera (2):** Epidemic, lasting 1 D10 weeks. Death Rate = 1-3% per week, with a spread of 1-6 miles per week in all directions. Vector: contaminated food, water, and infected people- Infection = 20% per week a person is exposed (10% if food is clean and water is not contaminated, with minimal contact with cholera victims). Survival = 40% + 3.D10% (60% + 3.D10% if Cured). Incubation = 1-6 days. Duration = 4-8 days, with 75% incapacitation- Cholera produces severe diarrhea and extreme dehydration, weakness, and intermittent fever and delirious states. Recuperation = 4-10 weeks, with 25%-50% incapacitation.

**Typhus (3):** Epidemic, lasting 1 + 1 D6 weeks. Death Rate = 1-3% per week, with a spread of 1-6 miles per week. Vector = fleas, mites, body lice, and ticks which thrive when there is overcrowding and filth, plus a food shortage. If such conditions do not exist to a serious degree, plague period is halved. Infection = 10% per week exposed (20% during sieges or in oversized armies)- Survival = 75% (90% if Cured). Incubation = 7 days. Typhus produces very high fever which lasts 1 D6 days, with victims totally incapacitated. There is a 3D6% chance that a survivor may suffer a relapse in 1-3 years, and 1-5 years thereafter, with each onset as dangerous as the initial infection. No immunity is possible, but persons with high resistance will likely not contract a recurrent illness. Recuperation = 1-4 weeks, at 50% incapacitation.

**Typhoid Fever (4):** Epidemic, lasting 3 + 1 D6 weeks. Death Rate = 1-2% per week, with a spread of 1-3 miles per week. Vector = infected food/water/milk, flies, direct contact with infected material, and 'Typhoid Mary' type carriers. Infection = 50% if infected food/water/milk is ingested, and 10% if exposed (in contact) with infected materials or a carrier, Survival = 75% (95% if Cured). Incubation = 10-14 days. Duration = 1-6 weeks, with fever for the first 1-10 days. Incapacitation = 75% until the fever breaks, after which one is at 50% of physical powers until recovered. In rare cases, rupture of the intestines and internal hemorrhaging occurs (5% chance), with a 50% chance of death in the fever period. Recuperation = 4D6 weeks. Persons who are exposed but do not contract the disease have a 1% chance of becoming carriers if they fail a Con CR, Typhoid fever can be readily recognized because it produces small red spots on the skin, usually on the chest and abdomen, the first 10 days of the disease.

**Small Pox (5):** Epidemic, lasting 3 + 1 D6 weeks. Death Rate = 1-2% per week, with a spread of 1-6 miles per week. Vector = direct contact with victim. Infection = 20% per week or a single 50% chance upon first contact (player choice). Survival = 70% (90% if Cured). Incubation = 15-21 days. Duration = 14 days. Small pox produces high fever and massive skin eruptions. Once a victim has recovered, there is a 1 D10% chance of scarring by pockmarks (reduce App score by 1 D6) and a 1 D10 % chance of skin discoloration (reduce App score by 1 D6). The victim is 75% incapacitated by fever for 1 D6 days, after which he is 50% physically incapacitated until recovered. Recuperation = 4D6 weeks. Survivors will have full immunity if exposed to the disease in the future, as do any who accept the 50% infection risk and do not contract the disease. (They do not know this, of course, and will have to pass a Fer CR to face small pox situations or aid victims). Once struck a community will be immune from a small pox outbreak for 10 years. Armies suffer 1/2 the usual death rate, as it is assumed that many soldiers have been exposed to the disease at some time and acquired immunity.

**False Alarm (6):** While a significant number of the population is stricken by same disease, very few die. However, the symptoms seem to resemble one of the plagues, and players may be confused and confounded by this. The Game Master should announce that some dread disease has broken out, with numerous rumors of widespread deaths and other terrors abounding for 1-3 weeks.

When a plague strikes, there is a considerable chance of panic. An army may refuse to attack infected castles, towns, or armies. Indeed, frightened troops might demand to be withdrawn to a safe distance, with a 50% chance of outright mutiny if it is not done. Mutiny brings desertion by 1 D10% of the army per day that the withdrawal is not begun. Once infected, towns tend to become islands of isolation. The regional authorities will attempt to block all attempts by the inhabitants to flee into the countryside (individual PCs must attempt to break out), and they may even kill escapees on sight before they can reach the safety of the woods or whatever.

Rural areas (manors, castles, towns of 2500 or less) can effectively isolate themselves from a plague 75% of the time by going to full siege status. With the drawbridge up or the gates bolted, and all strangers and outsiders not welcome to enter, a measure of security can be obtained at the expense of totally paralyzing the area's usual activities and commerce. The same is true in large towns, but with a 50% chance of success. Such checks are made weekly after the fourth week of an outbreak. After 60 days, siege status itself brings the risk of plague in the isolated community.

If plagues break out in ports, there is a 20% chance that a ship left bearing the disease. Roll 1 D20, with each point on the die representing 10 miles. Then roll 1 D6, with 1-4 representing north,

east, south, and west (subject to coastline limitations). Any port approximating that distance away in the indicated direction is the destination. Check for outbreak of plague there in the same week as the initial source of infection plus 1 week per 100 miles or part thereof travelled. The same plague can thus break out a considerable distance away. Once a plague has ravaged an area, it is usually immune from a recurrence of that disease for at least 5 years, excepting 'false alarms'.



## Non-Epidemics

Individuals may be exposed to a variety of non-epidemic diseases at the discretion of the Game Master, who must determine the conditions in a particular area. A few diseases are given below, but gamers are free to add to the list as they see fit:

**Dysentery:** Severe diarrhea caused by contaminated water or food exposed to filth, flies, spoilage, etc. Infection = 25%. Incubation = 1 day. Duration = 1 D6 days. Survival = 95% (100% if Cured). Recuperation = 1 D6 days. The victim is 25% physically incapacitated during the disease and recovery. The illness can be caught only between June and September, but may occur from October to May with a 10% infection rate if the contributing factors are especially bad. Some forms may resemble Cholera or Typhus, and others may be panicked. In fact, no chance of infection exists from contact with a victim.

**Pneumonia:** There is a 20% chance - Con CR per week a cold persists that it will develop into pneumonia (double if conditions are wet and chilly). Duration = 10 + 1 D10 days. Survival = 85% per day after the third day of onset, with Incapacitation at 40% during the duration of the disease, A Cure increases survival chances to 95%. If the victim cannot be kept warm and dry, reduce Survival chances by -25%. Characters with Con; 18+ are immune.

**Tuberculosis:** A savage debilitating disease requiring complete bed rest and inactivity to combat it, T.B. can be contracted from a variety of sources: direct exposure to a victim (10% + 2% per week exposed, to a maximum of 30%); by living in crowded cities (15% chance per year), or by spending more than a week in a dark, deep, damp dungeon (15% + 3% per week incarcerated, to a maximum of 50% per week). Duration/Recuperation = 5D6 weeks, with any activity during any week extending the duration by 1 week. The victim is 10% incapacitated in the first week, 20% in the second, 30% in the third, and so on until 60% incapacity is reached. Survival = 50%, without any rest (check if active more than 1 D6 days in any week); 80% with rest. A Cure increases Survival by +25% if the victim is active, and by +10% if inactive during the recuperation period. Characters with Con/18+are immune.

**Chicken Pox:** A disease which appears to a layman to be Small Pox, but which a trained Physician can fairly readily diagnose. It is treated as Small Pox, except Death Rate = 1%. All survivors are guaranteed immunity. There is also a 75% chance that those who live in the area and/or who were personally exposed are immune- Survival Rate = 95%. Infection = 40%. Duration/Recuperation = 14 days at 25% incapacitation. Note: the disease can be considered as an epidemic in that it is highly contagious and will spread. But it is actually quite 'harmless' when compared to the great plagues. Scarring can occur if the pustules are scratched - a possibility with weak-willed characters.

**Septicemia:** Blood poisoning can result 1D20% of the time, minus the PC's disease resistance whenever wounds are caused by edged weapons, and the body has been reduced to 25% of normal levels. Survival Rate = 50% (80% if Cured). Only Physicians who have been trained in a Muslim nation or in an ancient culture (like Greco-Roman) may understand the nature of such infections and guard against them by using clean dressings and instruments, cleaning out wounds, etc. They can therefore attempt 'Cures' while normal feudal Physicians will be powerless. Recuperation = 10 days, with 75% incapacitation. A wound may become mildly infected and might be burned out or treated with herbs, etc., with success. But a failure means septicemia may result. Also, note that some races may rub the edges of their weapons with filth to bring a +10% chance of infection when wounds are inflicted.

**Peritonitis:** Infection of the body cavity will result 30% of the time minus the disease resistance of the victim when the chest cavity is breached by a weapon - especially when the stomach and intestines (abdominal area) is involved. Survival is 40% (70% if Cured by a Cleric or treated by a Physician trained in a Muslim nation). Recuperation = 20 days, with 75% incapacitation.



**Gangrene:** This grievous infection will occur 50% of the time minus the victim's disease resistance when he has lain in moist ground, filth, or dungeon damp for more than 24 hours without having his wounds cleaned and dressed, preferably by a Physician. Gangrene infects open wounds, compound fractures, etc., and only radical surgery (amputation of the affected extremities or limb) will cure it, short of a miracle. An amputation or Cure must be performed within 72 hours of the infection's on-set (80% success chance), or the victim will lapse into coma and high fever. Each hour thereafter reduces the survival chance by 5%. Recuperation: a survivor will need about 2-4 weeks to recover, with 50% incapacitation.

**Rabies:** There is no known cure for rabies, but a Cleric may be able to effect a Cure (25% chance + victim's disease resistance). Only one Cure Disease may be attempted on the victim each day for the first three days of the disease, after which the illness is irreversible and fatal. Rabies has a 3-day incubation period, during which the victim grows increasingly irritable, eventually developing a fear of water. In the fourth day, there is a 25% chance per hour that he will go mad, frothing at the mouth and attacking those around him. Once maddened, the victim has a 10% chance per hour of dying and, by the end of the seventh day, will die from the disease. Vector = bite from a rabid animal or contact with the froth. Infection = 25% from bite; 10% from froth.

**Leprosy:** In ancient and medieval times, leprosy was a dread illness which caused unreasoning fear in onlookers. Lepers were shunned by all healthy people, and contact was avoided. Lepers had to wear hooded cloaks and ring a bell to warn passers-by. They might beg alms, but were forbidden to touch healthy people. They also had to live apart in leper colonies. In fact, leprosy is not a contagious disease, but so great is everyone's fear that they will likely

panic or react with hostility if a leper does not obey the rules of no contact and non-association. Leprosy causes the slow rotting away of tissue, beginning with the outer extremities and spreading to the body trunk. It is quite terrible in appearance, especially in advanced stages. Infection = 2%, checked every 6 months spent in Middle-Eastern regions (do not apply disease resistance factor); Con/16+ = 1%; Con/4-7 = 4%. Incubation = 1-3 weeks. Duration = 24 months + Con (in months). Survival = 75% per month after the 24th month. A Physician may raise the survival chance and the duration by his Med. Ab. A Cleric may attempt a Cure once every 1-6 months if of Piety/14+, at 112 the chance of a miracle occurring. A Cure will totally eliminate all the ravages of the disease. Leprosy victims lose 1 Appearance point per month, beginning after the 6th month, and also lose 5% of their physical capacities per month after the 6th month until 75% incapacitation is reached.

**Leprosy Of The Tomb:** Also known as the 'Mummies' Curse,' this extreme form of leprosy may be contracted in ancient burial places or directly from mummies. Infection = 15% if exposed to the germs for any significant length of time spent in a tomb; 30% if touched by a mummy. Incubation = immediate. Duration = until zero capacity is reached. Victims lose 1-3 Appearance point per week they suffer from the disease, wounds will not heal, and -2% capacity is lost per day infected. A Physician can only arrest the illness for 4 + 1D6 days and cannot cure it. A Cleric may attempt a miraculous Cure each week, at 1/2 the normal chance. There is also a chance equal to the incapacity incurred that the damage caused by the disease is permanent. Death will occur when the victim reaches zero capacity, and there is no chance of resurrection if that miracle is allowed in the campaign. Note: The disease is a genuine 'curse' and is susceptible to a Remove Curse if performed within one hour after exposure.



## Individual Combat



he individual combat system simulates man-to-man actions and is designed to provide a maximum amount of realism. It takes into account such factors as "surprise," choosing tactics, the lengths and effects of various weapons upon different classes of armor, the order of striking blows, parrying and dodging blows, "bashing" an opponent to the ground, the effect of "critical" hits, ferocity, and morale. The rules are complex if all of the options are employed, so complete familiarity is essential to fast play.

## The Personal Combat Factor



character's ability to fight is more than a matter of brawn. Strength and Constitution provide the necessary "muscle," but Dexterity is responsible for the reflexes needed to dodge, parry, or strike efficiently. Intelligence and Wisdom put a keen edge on the whole, while Ferocity gives the character the self-confidence and boldness to fight valiantly. To reflect the fact that the total being of a character determines his fighting ability, the Personal Combat Factor or PCF was developed for *Chivalry & Sorcery*.

$$PCF = (DEX + STR + CON + INT + FER) / 5 + \text{Class Factor}$$

### Class Factor:

Squire or Knight	= 1.5	High Elf	= 1.5
Sergeant	= 1.3	Grey Elf	= 1.4
Man-at-Arms	= 1.1	Wood Elf	= 1.1
Yeoman	= 0.9	Dwarf	= 1.2
Town Militia	= 0.8	Hobbit	= 0.5
Assassin, Spy	= 1.0	Goblin races	= 1.0
Thief	= 0.7	Giant races	= 1.2
Forester	= 1.0		
Druid	= 0.7		
Cleric	= 0.6		
Natural Magick User	= 0.6		
Other Magick User	= 0.3		
Other Man	= 0.5		

To determine the fighting efficiency of a character, compare his PCF to the following:

Level	Light Weapons			Other Weapons			Shield	
	Blows	Damage	%Hits/Parry	Blows	Damage	%Hits/Parry	* %Dodg	%Dodg
Less than 8	-1	1xWDF	-5% -5%	-1	1xWDF	-8% +10%	-	+5%
8 to 9.9	-	2xWDF	- - -	-	2xWDF	- - -	-	-
10 to 11.9	-	3xWDF	+5% -5%	-	3xWDF	- - -	-	-5%
12 to 13.9	+1	3xWDF	+8% -8%	-	3xWDF	+5% -	-5%	-8%
14 to 15.9	+1	3xWDF	+10% -10%	+1	3xWDF	+8% -5%	-8%	-12%
16 to 17.9	+2	3xWDF	+12% -12%	+1	3xWDF	+10% -8%	-10%	-15%
18 to 19.9	+2	3xWDF	+15% -15%	+1	3xWDF	+12% -10%	-12%	-18%
20 to 21.9	+3	3xWDF	+20% -18%	+2	3xWDF	+15% -12%	-15%	-20%
22 to 23.9	+3	3xWDF	+22% -20%	+2	4xWDF	+20% -15%	-18%	-22%
24 to 25.9	+3	4xWDF	+25% -22%	+2	4xWDF	+22% -18%	-20%	-25%
26 to 27.9	+4	4xWDF	+30% -25%	+3	4xWDF	+25% -20%	-25%	-28%
28 to 29.9	+4	4xWDF	+32% -28%	+3	4xWDF	+30% -22%	-30%	-30%
30 to 31.9	+4	4xWDF	+35% -30%	+3	4xWDF	+32% -25%	-35%	-32%
32 to 33.9	+5	4xWDF	+38% -32%	+4	5xWDF	+35% -28%	-38%	-35%
34 to 35.9	+5	5xWDF	+40% -35%	+4	5xWDF	+38% -30%	-40%	-38%
36 to 37.9	+5	5xWDF	+45% -38%	+4	5xWDF	+40% -32%	-45%	-40%
38 to 39.9	+6	5xWDF	+48% -40%	+5	5xWDF	+42% -35%	-48%	-42%
40 to 41.9	+6	5xWDF	+50% -45%	+5	5xWDF	+45% -38%	-50%	-45%
42 to 43.9	+6	5xWDF	+55% -48%	+5	6xWDF	+48% -40%	-52%	-48%
44 to 45.9	+7	5xWDF	+58% -50%	+6	6xWDF	+50% -45%	-55%	-50%
46 to 47.9	+7	5xWDF	+60% -52%	+6	6xWDF	+52% -48%	-58%	-52%
48 to 49.9	+7	5xWDF	+62% -55%	+6	6xWDF	+55% -50%	-60%	-55%
50 to 51.9	+8	6xWDF	+65% -58%	+7	7xWDF	+60% -52%	-62%	-58%
52 to 53.9	+8	6xWDF	+68% -60%	+7	7xWDF	+62% -55%	-65%	-60%
54+	+8	6xWDF	+70% -65%	+7	7xWDF	+65% -60%	-65%	-60%

\*Shield Parry can be used only by trained fighting men.

Dexterity affects the hit probability, shield and weapon parries and dodging. If a character has a dexterity of less than 10, subtract 2% per each dexterity point below 10. For example a dexterity of 5 is 5 points below 10 = -10% hit probability and +10% on parrying and dodging enemy blows. The number of blows and the damage they do is unaffected for a given PCF level, only hit probability, parries, and dodges are impaired by poor dexterity.

The PCF will increase as a character gains in experience. The PCF

bonuses a character will receive are given in the Experience chapter.

## Favored Weapons



umans, Elves, Dwarves, and Hobbits tend to develop preferences for a particular kind of weapon and will use it far more than any other weapon. If a character has a Dexterity score of 12 or higher he will be able to specialize. Fighting men add +2% to their hit probability and -2% to parries for each level of experience they advance from level 2 to level 6. Non-fighters add +1% to their hit probability and -1% to parries for each level of experience they advance from level 2 to level 11.

Rarely will a fighter become proficient with all of the weapons available. Characters choose a number of weapons appropriate to their Character Class for regular practice and use as Favored Weapons.

Character Class	weapons
Squire/Knight	6
Sergeant-at-Arms	5
Petit Sergeant	4
Man-at-Arms	4
Yeoman-at-Arms	4
Town Militiaman	3
Yeoman Forester	3
Merchant-Adventurer	3
Barbarian Warrior	4
Brigand	4
Thief	3
Assassin	4
Frocked Cleric	2
Human Natural Mage	3
Other Human Mage	2
Weaponsmith Mage	6
Mechanician Mage	4
General PC	2
Noldor	6
Sindar	5
Nandor	4
Hobbit	2
Dwarf	4
Goblin	3
Uruk Hai	4
Troll	3
Olog Hai	4
Giant	4
Vampire	3

## Military Ability Factor



Military Ability is the talent of a character to be a successful field commander, for it reflects his innate capacity to develop wise and effective strategies and tactics, to be bold in battle, and to be quick and decisive in moments of crisis. Military ability is scored on a 10-point scale with 1 representing minimum and 10 maximum tactical and strategic sense.

$$MAF = (INT + WIS + STR + DEX + FER) / 10$$

In addition, the Military Ability Factor can be altered by:

- +1 point if Wisdom is 19 or 20.     -1 point if Wisdom is below 8.
- +1 point if Charisma is 19 or 20.   -1 point if Charisma is below 8.
- +1 point if Dexterity is 19 or 20.   -1 point if INT is below 8.

Military Ability is used when computing the chances of surprise, bribery, and so on, as outlined in the chapter on Feudal Warfare and Siegecraft. It should be noted that with bonuses, it is possible to have a Military Ability of 13 or even 0 or less.

### Non-Fighter Characters

All characters who are not trained fighters (Knights, Sergeants, Men-at-Arms) will deduct 2 points from their Military Ability Factor.

## Combat Turn Sequence



here are 2 combat turns in every 5-minute game turn. Except when "surprise" gives one side an initial advantage, combatants alternate in the role of "first-mover" ("A") and "second-mover" ("B"). A simple die roll determines who moves first, with an even die result = "A" and an odd result = "B". First move status then alternates on subsequent turns. Optional: Players desiring uncertainty may make a die roll at the beginning of each combat turn.

1. Both sides may opt to fire loaded missile weapons or cast ready spells, discharge breath weapons, etc. Fire is always simultaneous.
2. "A" moves all, some, or none of his characters up to 1/2 normal move. "B" then moves his troops as desired up to 1/2 normal move. Fire is then taken by those troops still capable of firing, if desired.
3. "A" completes movement, including any charge bonuses. "B" follows and completes all movement. Fire is taken by troops still capable of firing, if desired.

- 4. Hand-to-hand melees are fought. As different characters have different numbers of blows allotted to them, the melee phase ends when all possible blows have been tried by each character. If a character slays his opponent and still has blows available, he may move up to 10 feet by expending a blow and engage in another combat. This maneuver may be performed as long as a character has blows to expend on movement. (Blows here are equated to time and quickness of the character.)

classes, being both manoeuvrable and yet having considerable impact when it strikes a target.

- 3. The next entry is simply the name of the weapon.
- 4. The fourth entry is the number of blows that can be struck with the weapon in a given melee turn. This basic number can be increased by the PCF of a character or the blows bonus listed in the profiles of non-player characters and Monsters.
- 5. The next entry is the basic Weapon Damage Factor or "WDF" of the weapon. The WDF is the minimum damage a weapon will inflict upon striking a target. The WDF will be modified by the Damage Multiplier possessed by the user. For example, if a character had a PCF of 6, he would have a Damage Multiplier of 3 x WDF (See Personal Combat Factor under Prime Requisites). If the character was using a mace, he would do 3 x 2 1/2 = 7 1/2 points of damage when he strikes a target.

While other games tend to employ a variable damage system, *Chivalry & Sorcery* assumes that a hit will be a solid blow, and that the damage inflicted by a particular weapon in the hands of a given character will be more or less constant. Partial damage is accounted for by the armor class of the defender and by "critical hit" results.

- 6. The next ten entries provide the probabilities of hitting a defender in no armor (class 0) to full armor (class 10). Under each armor class is a set of percentages. The upper percentage is the probability of hitting the target. This percentage is modified by attack and defense bonuses. The lower percentage is the chance of a "critical hit" occurring whenever a target is struck by a blow.

### Movement



The basic movement rates for all characters and monsters is given in the movement Table: Individual Characters, which is found at the end of this section.

- 1. Movement must be made through an open space sufficient to allow passage of the figure.
- 2. Movement through a congested area causes a "body bash" (see below). A congested area is defined as any space less than the width of the figure but not less than 1/2 its width. Movement through narrower spaces is not permitted.
- 3. Movement over ground littered by bodies or debris brings a 15% chance of stumbling. All stumbles are checked on the Bash Table.

### Hit Probability



The Combat Matrixes give percentage values indicating the basic probability of scoring a hit against different classes or armor with a particular weapon. These percentages may be altered:

- 1. Add the attacker's dexterity bonus, favorite weapon bonus (if one is being used), and Personal Combat Factor (PCF) bonus to the basic hit probability.
- 2. Non-player characters and Monsters have a % Hit bonus stated in their profiles. This bonus is added to the basic hit probability in place of the bonuses given in #1 above.
- 3. Subtract the defender's defensive bonuses for using a shield, parrying or dodging.
- 4. If Magick weapons or armor are involved, add or subtract the bonuses for such special equipment.
- 5. Modify the hit probability by the percentage given in the Tac Matrix, where applicable.
- 6. Add hit bonuses for unusual situations, such as striking at a defender from above, from the rear, or when the defender is on the ground.

### Weapons



There are a great variety of weapons available to characters. However, in the interest of authenticity, some weapons are reserved exclusively for the use of the "Chivalry," the military elite as represented by Knights, Sergeants, Fighting Clerics, Elves, and Dwarves. "Commoners" are forbidden to bear any of the "Great Swords," for which crime the penalty is usually death. Also, any weapon unique to the Chivalry is unfamiliar to other characters and monsters, and if they do use them the hit and parry bonuses will be reduced by 1/2. For their part, Knights rarely use missile weapons such as the bow or the crossbow because there are "unchivalric" and "cowardly" armaments.

Each weapon has its own special characteristics, as reflected largely in the probability of hitting a target, the damage done, and the chance of a critical hit. Light weapons ("L") have the advantage of the greatest possible number of blows in a melee round, but they do not do truly severe damage unless a critical hit is scored. Light-Heavy weapons ("LB") have the speed of Light weapons but cause more damage when they strike a target. Heavy weapons ("H") are slow, so a character using one is under the disadvantage of fewer blows, but the impact and damage of an "H" weapon can be devastating.

"Natural" weapons, such as claws and fangs, are also rated as light, medium, or heavy. All Monster weapons are identified by the letter "M", followed by either "L" (light), "H" (medium) or "H" (heavy). A very few monsters possess "G" class natural weapons, meaning they are of gigantic size and power. A third letter follows, indicating the type of weapon: "B" = bite; "C" = claw or talon; "S" = sting; "K" - kicking/ trampling hooves; "E" = horns. The weapon designation is followed by a number indicating the relative length or reach of a natural weapon. Thus:

- MSB 0 = Monster Natural Weapon, Small Bite, 0 length.
- MSS 0 = Monster Natural Weapon, Small Sting, 0 length.
- MSC 1 = Monster Natural Weapon, Small Claws, 1 length.

These designations are used throughout the Monster Profiles to indicate the type of natural weapons possessed by a particular Monster type. The Damage Multipliers for these weapons are also given in the Monster Profiles. In a few instances, there will be two Damage Multipliers, as in the case of Trolls. This means that the Monster can use natural weapons or hand-held weapons. The first Damage Multiplier=hand-held weapons; the second=natural weapons. Thus a multiplier 7x/4x means that the WDF is multiplied by 7 for hand-held weapons and by 4 for natural weapons.

Missile weapons are significantly different from melee weapons and so are dealt with under another heading.

### The Combat Matrixes

There is a combat matrix for every type of character and Monster. Depending upon the type of attacker, a particular table will apply:

- 1. Chivalric Arms: Only the "military elite" uses this matrix: Knights, Squires, Fighting Clerics, Elves, and Dwarves.
- 2. Infantry: All characters who are members of the feudal armies and all non-chivalric Monsters capable of bearing arms will use the Infantry Matrix.
- 3. Non-Fighters: All characters who are not trained in arms for military service use the Non-Fighter Matrix.
- 4. Bare-Hand Combat: All characters who are fighting without weapons or who choose to employ fists or boots in addition to a weapon will use this matrix.
- 5. Naturally Armed Monsters: All Monsters who are fighting with "tooth and claw" use this matrix.
- 6. Horse Combat Matrix: Knights, Squires, Fighting Clerics, Sergeants, and any other characters or Monsters trained to fight from a horse use this matrix. All attacks are made by using an attack matrix. All of the tables are in the following form except the Lance to Lance Matrix (Horse Combat):

Type	Weapon	Blows	WDF	0	1	2	3	4	5	6	7	8	9	10
4	LH Mace	3	2 1/2	35	35	35	30	30	25	25	20	15	10	10
				30	25	20	20	20	15	10	10	10	10	10

- 1. The first entry gives the relative length of the weapon (4), as compared to all other weapons. This is the "range" or reach of the weapon and it is used to determine who has the "first blow" in a combat sequence.
- 2. The second entry gives the class of the weapon. A mace is an "LH" weapon. "L" means a "light" weapon possessing considerable speed and manoeuvrability. "H" signifies a "heavy" slashing, thrusting, or impact weapon possessing great force of impact but, because of its weight, somewhat slower speed. A "LH" weapon partakes of both

### Magick Weapons



Magick weapons add +5% to the hit probability of an attacker and subtract -5% parry bonus for each +1 increment of enchantment to +5 increments. Also, 1 additional point of damage is inflicted for each +1 increment. Thus a fine +5 sword would add +25% to attack chances, -25% from enemy hit probabilities on parries, and to 5 additional points of damage. A +8 sword would have the same attack and defense capabilities but inflicts 8 additional points of damage.

If the Magick weapon is an "Ego Sword" possessing a "life" of its own, it adds +1 blow for each +1 increment up to +5 increments, thereby increasing the number of blows a character may strike with it in a melee turn.

## Blows



he number of blows possessed by a figure represents the number of offensive or defensive moves available to him a given melee turn. The greater his Dexterity and greater his skill and experience in handling weapons, the larger the number of blows that will be possible.

The time available in a melee turn is strictly limited. Thus a figure must choose how he will expend that time, as represented by the number of blows he could strike. To parry, dodge, turn around, or shift to another target takes time, and "blows" must be expended to perform such maneuvers. Similarly, if a figure is knocked down, has a weapon struck from his hand and must draw another, etc., he must take time in the form of expending "blows" to recover.

Different weapons have different numbers of basic blows possible. If a figure chooses to draw and use another weapon, the number of blows possible in a melee turn is always the lowest number indicated.

## First Blow



he sequence in which blows may be struck is always important, for it determines whether or not a figure will be able to slay or incapacitate his opponent before the same can be done to him.

1. In the first round of each melee turn, the first blow is struck by the figure who:
  - a) has caught his opponent by complete "surprise" or is attacking from the rear;
  - b) is attacking from above (as from stairs or a battlement;) characters 3 feet taller than their opponents and having weapons equal in length to their opponent's weapons are assumed to have longer weapons and gain the first blow.
  - c) is attacking with a weapon two lengths longer than his opponent's weapon;
  - d) is attacking with a weapon equal in length or one length longer or shorter than his opponent's weapon, and also has two or more blows over his opponents total blows.
2. The first blow in each subsequent exchange is struck by the figure who had the first blow previously, except when the opponent has a weapon two or more lengths longer. For example, a Knight with a Mace (length = 4) is fighting a Thief armed with a dagger (length = 1). The Knight will have the first blow in each exchange, and thus he also has the advantage of being able to kill the Thief before the Thief can deliver a counter blow.
3. If a figure chooses to make a defensive parry or dodge, the opponent automatically has first blow in the exchange. If both figures choose a defensive move, no blows will be struck, but each expends a blow being especially wary and defensive-minded.
4. (Optional): If two figures are firing missiles, spells, etc., at each other, the figure with a Dexterity 3 points or more higher than the other will fire first. A Dexterity difference of 1 or 2 points means that fire is simultaneous. A figure with Dexterity of 20 always fires first, even if there is only 1 point difference.

## Horror Factor



he horror factor represents either the hideous appearance of the monster or its overwhelming aura of evil and power (or a combination of the two). Whenever a character encounters one of these monstrosities, he must roll a FER CR check minus the horror factor (H.F) to see whether or not he is momentarily stunned by the sheer horror of the thing. Fortunately, unless specified, the character only needs to roll for the first turn of each encounter, not every turn of combat.

A failed roll means that the character is so overwhelmed with horror that he is temporarily stunned and the character loses initiative, loses one blow that melee and can not defend himself against the creature's first attack that melee (no parry or dodge). Fortunately, the character snaps out of the shocked stupor quickly and can join in the combat that same melee. By the second melee the character has completely regained his senses, fighting as normal.

## Armor



armor is perhaps one of the most vital considerations confronting a character. For it one's armor more than anything else which determines a character's defensive status.

Armor is either natural or worn. Natural armor is provided by the toughness of the hide of a creature. All human-like characters have natural armor of 0. Social Monster's (Goblins, Giants, Gnolls) also have natural armor of 0, while all others have armor as printed in the Monster Profiles. Natural armor provides no defensive advantages besides reducing hit probabilities. "Worn" armor is any

form of protection donned by a figure which is not part of his body as such. Special advantages may be gained thereby.

There are ten basic armor classes. Figures in "natural" armor are considered protected by leather helmets. Figures wearing "personal" armor of leather or metal are better protected. However, only Chivalry wear armor above class 5 without penalty.

Armor Class	Description of Armor Type	armor Weight as a % of the Wearer's Weight
0	No armor: Character suffers 1 6-sided die of extra damage when he is struck by a Light (L) weapon and 2 dice of extra damage when he is struck by a Heavy (LH or H) weapon or by missiles. Increase his dodge bonus by -10%.	0%
1	Soft Leather: Character is wearing a jerkin or coat of animal hide. One die of extra damage when struck by "H" weapons or by missiles. Increase dodge by -10%.	10%
2	Hardened Leather Cuirass: Character is wearing stiffened armor of double or triple layer animal hide. One die of extra damage when struck by "H" weapons or missiles.	15%
3	Brigandine or Splint armor: Character is wearing a leather coat or cuirass that has been reinforced by small metal splints, plate, or studs. One die of extra damage when struck by missiles.	20%
4	Banded or Scale armor: Character is wearing a leather cuirass or coat reinforced by steel bands or overlapping plates of steel. One die of extra damage when struck by longbow shaft or Crossbow bolt.	25%
5	Chain Mail Shirt: Character is wearing a corselet of finely linked steel rings, giving effective upper body protection. One die of extra damage when struck by longbow shaft or Crossbow bolt.	25%
6	Plate Cuirass: Character is wearing a rigid bronze or steel breast and back plate over a leather undercoat. Reduce all "L" weapon damage by 1/5.	30%
7	Chain Mail Hauberk or Mail Coat and Hose: Character is wearing full armor protection of finely linked mail, with padded undercoat, mail coif, and armored gauntlets. Reduce all "L" weapon damage by 1/4.	40%
8	Superior Chain Mail: Character is wearing full armor of triple linked annealed mail, complete with plate joint and shoulder protection, mail coif, and armored gauntlets. Reduce all "L" weapon damage by 1/3 and all "LH" weapon damage by 1/5.	45%
9	Chain Mail and Plate: Character is wearing full armor of plate cuirass, shoulder, elbow, and knee protection, with triple linked mail undercoat and hose, armored gauntlets, and mail coif. Reduce all "L" weapon damage by 1/2, "LH" damage by 1/3, and "H" damage by 1/5. All missile weapons reduce by 1/3 except heavy crossbow.	60%
10	Full Plate: Character is wearing complete protection of heavy steel plate, with armored gauntlets and chainmail undercoat. All "L" and "LH" damage is reduced by 1/2. "H" weapons and all missiles except heavy crossbow are reduced by 1/3 damage. Reduce dodge bonus by +10%.	75%

LEATHER: Leather or fur clothing. (jackets, coats, robes).

HEAVY LEATHER: Thick leather or fur clothing.

QUILTED/PADDED: Layers of cloth sewn into a quilted jacket, coat, surcoat, or padded undercoat.

CUIRBOILLI: Boiled leather, sometimes called cuir bouilli, consists of thick leather, boiled in water (oil and wax are used as well). The boiling causes the leather to be harder but more brittle. The boiled leather can be fashioned into lames or scales to make lamellar or scale armor. The leather remains flexible for a short time after boiling, allowing it to be molded into larger 'plates'.

GAMBESON: A gambeson (or aketon or padded jack or arming doublet) is a padded defensive jacket, worn as armor separately, or combined with mail or plate armor. Gambeson were produced with a sewing technique called quilting. Usually constructed of linen or wool, the stuffing varied, and could be for example scrap cloth or horse hair.

RINGMAIL: Ring Mail or Ring Armour is essentially a leather or textile item of clothing (a jacket, or trousers) that has a large number of metal rings sewn or tied directly into the foundation garment. Unlike chain mail, the rings are not physically interlocked with each other.

SCALE ARMOR: Scale armor is armor in which the individual scales are sewn or laced to a backing by one or more edges in overlapping rows resembling the scales of a fish or reptile. Scale armor offers better protection from blunt attacks than mail. It is also cheaper

to produce, but it is not as flexible and does not offer the same amount of coverage.

**BRONZE PLATE:** The classic early breast-and-back of the Ancient Greeks, effective against bronze weapons but perhaps too heavy for the protection offered against iron and steel weapons.

**BRIGANDINE:** Metal plates or splints sewn between two layers of leather or fitted into pockets between the layers. Rivets holding the armor together may show through on the outside. It was commonly worn over a gambeson and mail shirt and it was not long before this form of protection was commonly used by soldiers ranging in rank from archers to knights. It was most commonly used by Men-at-arms. These wore brigandine, along with plate arm and leg protection, as well as a helmet. However, even with the gambeson and the mail shirt, a wearer was not as protected as when wearing plate armor, which was typically much more expensive. The brigandine filled this gap very well. Brigandine was simple enough in design for a soldier to make and repair his own armor without needing the high skill of an armorer. A common myth is that brigandines were so-named because they were a popular choice of protection for bandits and outlaws. This is untrue. Originally the term "brigand" referred to a foot soldier. A brigandine was simply a type of armor worn by a foot soldier. It had nothing to do with its alleged ability to be concealed by bandits.

**BANDED:** The classic Lorica Segmentata of the Imperial Roman Legionary, a relatively lightweight cuirass of iron bands sewn to a leather undercoat. The armor itself consist of broad ferrous strips ('girth hoops') fastened to internal leather straps. The strips are arranged horizontally on the body, overlapping downwards, and they surround the torso in two halves, being fastened at the front and back. The upper body and shoulders are protected by additional strips ('shoulder guards') and breast- and backplates. The form of the armor allow it to be store very compactly, since it is possible to separate it into four sections. The fittings that close the various plate sections together (buckles, lobate hinges, hinged straps, tie-hooks, tie-rings, etc.) are, however, made of brass.

**CHAINMAIL:** Links of metal meshed together and fashioned into shirts, coats (hauberks), and hose (leg protection). Haubergeon ("little hauberks") generally refers to a shorter variant with partial sleeves, but the terms are often used interchangeably. Several patterns of linking the rings together are known since ancient times, with the most common being the 4-to-1 pattern (where each ring is linked with four others). The rings composing a piece of mail would be riveted closed to reduce the chance of the rings splitting open when subjected to a thrusting attack or a hit by an arrow. Some chainmail are made of alternating rows of both riveted rings and solid rings. Both have been made using wrought iron. Some pieces are made of wrought steel with an appreciable carbon content that allow the piece to be heat treated. Wire for the riveted rings are formed by either of two methods. One was to hammer out wrought iron into plates and cut or slit the plates. These thin pieces are then pulled through a draw plate repeatedly until the desired diameter is achieved. Guild marks are often stamped on the rings to show their origin and craftsmanship.

**PLATEMAIL:** Combination armor consisting of chainmail with iron/steel plate and brigandine protection for the torso, joints, shoulders, and neck.

**PLATE:** armor consisting of plate protection with chainmail covering joints between the plates. Ribbed plate is a variation of normal plate, with many artistic ribs which also serve to deflect the blows of weapons. An average suit of plate in the early fifteenth century had a mass of approximately 55 to 66 dr, but a trained person could carry out most activities without undue strain; a man in full plate can run, jump, and lie down and rise without too much trouble. The main disadvantage of this type of armour was not its weight, but its stiffness, which is caused by lack of air and the sweating due to heat and physical exertion. A Plate armour is virtually invulnerable to sword slashes. It also protects the wearer well against spear or pike thrusts and provides decent defence against blunt trauma. While this armor is effective against cuts or blows, their weak points could be exploited by long tapered swords or other weapons designed for the purpose, such as poleaxes and halberds. The effect of arrows and bolts is still a point of contention in regards to plate armor. Longbows and crossbows could also pierce plate armor up to ranges of 660 feet with a lucky shot. Several levels of quality exist.

To have complete armor protection, a character must also wear a helmet. Failure to protect the head reduces the armor class by one level and there is an automatic 10% chance that any critical hit is scored against the head before the Critical Hit Table is consulted. The following 5 classes of helmet provide various degrees of protection against different types of weapon:

Helmet Class	Description of Helmet and Basic Characteristics of Protection
0	No Helmet: 50% chance of instant death if struck in the head by a "L" weapon 75% chance of instant death if struck in the head by a "LH" or "H" weapon.
1	Leather Helmet: Full protection from "L" weapons. 25% chance of instant death if struck in the head by an "LH" or "H" weapon.
2	Conical Helmet: A metal helmet providing full protection against "L" weapons. 10% chance of instant death if struck in the head by a "LH" or "H" weapon.
3	Open-Faced (Norman) Helm, with Nasal: A metal helmet providing full protection from "L" and "LH" weapons. 10% chance of instant death if struck in the head by an "H" weapon.
4	Bascinet: A superior metal helm providing full protection from all weapons if worn with a mail coif.

Helmet Class	Description of Helmet and Basic Characteristics of Protection
5	Crusader's Helm or Visored Helm: No critical damage to head from "L" or "LH" weapon, and only 1/2 damage from "H" weapons if head is struck. Lose -5% from hit probability due to vision loss. (Note: no stunning, etc., is experienced because of the thickness of the helm.)

**CAMAIL:** A camail or aventail is a flexible curtain of mail on a helmet that extends to cover the neck and shoulders. The mail could be attached to the helm by threading a leather cord through brass rings at the edge of the helm.

**CLASSICAL HELM:** An open-faced metal helm with cheek and back plates--similar to the Roman Legionary helmet.

**NASAL HELM:** A composite helm reinforced with iron bands and often having a nasal to protect the nose--the typical Norman helm. The nasal helmet was a form of helmet with a domed or raised center, usually formed around a basic skull-cap design, with a single protruding strip that extended down over the nose to provide additional facial protection. Although the nasal helm lost popularity amongst the higher classes of knights and men-at-arms, they were still seen amongst archers to whom a wide field of vision was crucial.

**BARBUTE:** A barbute is a visorless war helmet, often with distinctive "T" shaped or "Y" shaped opening for the eyes and mouth. The barbute resembles classical Greek helmets. The defining characteristic of the barbute is the fact that the shape of the helmet extends all the way down to cover both sides of the face. On some examples, there is a central, narrow protrusion extending down from the top of the opening, designed to protect the wearer's nose. Often, barbutes were covered by fabric, most typically heavy velvet. The main differences between the barbute and the Greek hoplite's helm to which it is often compared are the difference in material (Ancient Greeks used bronze) and the lack of a prominent decorative crest. Often a low ridged crest was forged into the top of the helmet's skull which served to strengthen the helmet without adding a significant amount of weight.

**OPEN BASCINET:** A truly superior open-faced helm giving superb protection to the whole head and the back of the neck, with only the face below the eyebrows and the throat exposed.

**VISORED HELM:** Essentially a bascinet fitted with a visor, worn open for maximum visibility or closed for maximum protection. Many types in fact expose only the face between the eyes and mouth, with the chin, most of the cheeks, and the throat protected. Consider it proof against all except missile fire and stabbing/thrusting blows (effectively closed otherwise). The visor was often conical, giving the appearance of a muzzle or a beak. They were sometimes called "dog faced" (known as a hounskull).

**SALLET:** The sallet (also called salade and schaller) was a war helmet that replaced the bascinet. Some sallets were close fitting except at the back of the head where they extended and formed a pointed tail. Some followed the shape of the neck, and had an additional plate riveted on. Many sallets were worn with an extended, padded gorget called a bevor that protected the wearer's jaw. Some sallet versions have ocularia in the form of a slit in a visor, some have this slit in the front of the helm, or even in the brim. Most sallets needed no breathing holes, as there was a natural gap where it overlapped the bevor near the wearer's mouth. Some sallets had a "bellows visor" with breaths cut into the visor.

**ARMET:** The typical armet consisted of four pieces: the skull, the two hinged cheek pieces which lock at the front, and the visor. A multi-part reinforcement for the bottom half of the face, known as a wrapper, was sometimes added, and its straps attached to a metal disc at the base of the skull piece called a rondel. Movable face and cheek pieces allowed the wearer to close the helmet, thus fully protecting the head from blows.

**CLOSE HELM:** The close helm carried a visor that pivoted up and fully enclosed the head and neck area, unlike earlier helms such as the sallet and barbute, which sometimes may have left the wearer more exposed, or needed a bevor to be added to protect the chin and neck. The close helm was used in battle, but was also popular in tournaments, where sometimes the visor would be less solid, and instead have bars which would still offer protection but allow more visibility. Close helms for jousting were heavier, weighing up to 12 pounds, while the helms for normal combat were lighter, often around 8 pounds. The close helm is very similar to the armet. The main difference is that the bevor/visor of an armet is split in the middle, with the two halves hinged at the cheek, opening outwards to expose the face of the wearer. The bevor of a 'true' close helm opens by swinging upwards; it is in one piece and shares the pivot point with the visor. The close helm often had a catch to hold the visor down.

**HEAUME:** The heaume or great helm, also called pot helm, bucket helm and barrel helm, arose in the context of the crusades. In its simplest form, the great helm was a flat-topped cylinder of steel that completely covered the head and had only very small openings for the eyes and mouth. Later designs gained more of a curved design, particularly on the top, to deflect or lessen the impact of blows. The style is sometimes referred to as a 'crusader helmet', but also as a 'pot helm', and a later variant with a more conical top is known as a 'sugarloaf helm'. Although the great helm offered vastly superior protection than previous helmets, such as the nasal helm, it limited the wearer's peripheral vision, and in addition to being heavy, the mass-produced form (flat-topped without ventilation holes) provided little ventilation and could quickly overheat in hot weather. Knights would remove the great helm once close combat ensued. A great helm (especially smaller varieties lacking side and back head protection) may have also an attached mail collar, or camail, to protect the neck, throat, and shoulders.

Shields are also invaluable in providing a proper armored defense.

Shields have an intrinsic defense bonus against all attacks from the front, known as a passive shield parry bonus:

Shield Class	Description of Shield Type and Basic Characteristics of Protection
1	Rolled Cloak: -5% basic defense against "L" weapons of class 1-3. Full parry bonus may be applied by any character using such a defense.
2	Solid Object: Any solid object such as a chair, stool, etc., may be used as an improvised shield. It will provide -10% basic defense against "L" weapons but can absorb only 3 solid blows then shatters.
3	Dagger, Hand Axe: A dagger or hand axe may be employed as a parrying weapon and used in combination with some other weapon. +2 defensive blows are gained in addition to the blows allotted to the character for using his major weapon. The defense bonus is the basic parry bonus only, and there is a 10% chance that the weapon will be struck from the hand if used in this manner each time a parry is attempted.
4	Quarterstaff: In the hands of a Yeoman or Clergyman, a Quarterstaff has a -10% basic defense against "L" weapons and -5% against "LH" and "H" weapons. If parrying "LH" or "H" weapons, there is a 10% chance that the staff may be shattered unless it is iron-shod. Full parry bonuses may be added.
5	Spear, Pole Arm: In the hands of a trained fighter, any pole arm may be employed as a "shield," with -5% basic defense against all hand-held weapons. Full parry bonuses may be added. 10% chance of breaking if used to parry.
6	Light Shield (Targe): -10% basic defense against "L" weapons and -5% basic defense against "LH" and "H" weapons. 10% chance of the shield being broken each time it is used to parry "LH" or "H" weapons.
7	Buckler or Kite Shield: -10% basic defense against all weapons. 5% chance of the shield being broken each time it is used to parry "H" weapons of the impact type (war hammer, morning star, etc.) The heavy shield may also be used to "bash" an opponent.

**BUCKLER:** A buckler (French bouclier 'shield', from Old French bocle, boucle 'boss') is a small shield, 6 to 18 inches in diameter, gripped in the fist; it was generally used as a companion weapon in hand-to-hand combat, as its size made it poor protection against missile weapons (e.g., arrows) but useful in deflecting the blow of an opponent's sword or mace.

**TARGE:** A targe was a concave shield fitted with enarmes on the inside, one adjustable by a buckle, to be attached to the forearm, and the other fixed as a grip for the left hand. These shields were mostly made of iron or iron-plated wood. It was used primarily as a parrying weapon because it covers only a small portion of the body. It either deflects a blow (successful parry) or it does no good at all.

**HEATER SHIELD:** A standard shield (round or the usual triangular Chivalric type) which can cover an area approximately equal to the body from the shoulder to the stomach. Smaller than the kite shield, it can be maneuvered to parry blows and could be used either mounted or on foot.

**KITE SHIELD:** A large shield covering the body and legs to the knee-equivalent to 3/4 armor. It is too large to be maneuvered in a shield parry, but it will meet any blow that is a clear hit and absorbs damage before the armor does. A kite shield was either a reverse teardrop shape or later on, flat-topped. The tapering point extended down to either a distinct or rounded point. Believed to be an evolution of the simple round shield purely to guard one whole flank of a rider when in combat, the shield gained popularity amongst professional soldiers as it allowed them to guard their foreleg when in a mêlée. It was either flat in section, or featured a gradual curve, to better fit the contour of the human torso, much in the style of a scutum (Legionary shield).

**PAVISE:** A pavise (or pavis, pabys, or pavesen) is a large convex shield used to protect the entire body. The pavise was also made in a smaller version for hand to hand combat and for wearing on the back of men-at-arms. It is characterized by its prominent central ridge. The pavise was primarily used by archers and crossbowmen in, particularly during sieges. It was carried by a pavisier, usually an archer, or, especially for the larger ones, by a groom. The pavise was held in place by the pavisier or sometimes deployed in the ground with a spike attached to the bottom. While reloading their weapons, crossbowmen would crouch behind them to shelter against incoming missile attacks.



## Magick Armor

**M**agick armor subtracts -5% from the attacker's hit probability for each -1 increment of enchantment placed on it. It also reduces damage by -1 point per increment unless there is a "critical hit."

## Magick Shields

**M**agick shields subtract -5% from the attacker's hit probability for each -1 increment up to -3 increments of enchantment. A Magick shield also provides advantages when defending against a "bash" by an enemy or when making a "shield bash." When receiving a "bash" from an enemy, reduce the probability of the bash succeeding by -5% for each -1 increment. When performing a "shield bash" against an enemy, add +5% to the probability of the bash succeeding for each -1 increment. Magick shields will not shatter unless struck by a Magick weapon of equal or greater enchantment.

## Dodging Blows

**C**ombat is rarely static, with combatants standing toe to toe and slugging it out. If a character has sufficient room to maneuver (at least 5 feet of open space around him), he may choose to dodge a blow. The player must call out "Dodge" before the percentage dice are rolled to determine the combat result. At that point, several possibilities arise:

1. The defender writes Left, Back, or Right on a slip of paper. The same is done by the attacker, who tries to anticipate the direction of the dodge.
2. If the defender has fooled the attacker, there is a 25% chance that the blow has missed him completely and he can immediately launch a "free" counterblow. If no counterblow arises, the percentage dice are rolled to determine combat. The full dodge bonus of the defender is subtracted from the attacker's hit probability. If the defender has a shield and has dodged to the Right or straight Back, the shield will be interposed between his body and the blow, so subtract the basic shield defense value (see Shields under Armor, above) from the hit probability as well.
3. If the direction of the dodge was anticipated by the attacker, the dodge bonus is reduced by 1/2 and there is a 35% chance that the defender was caught off balance when the blow landed and was "bashed."
4. A dodge always requires the expenditure of 1 blow. Characters with a Dexterity of 15 or better receive 1 free dodge per melee turn.

A dodge may also be used to avoid a missile fired at the defender. In this instance, merely reduce the hit probability by the dodge bonus (and shield defense, if applicable).

## Parrying Blows

**I**f a character has insufficient room to dodge, or if the tactical situation seems to demand it, he may choose to parry a blow with his weapon or shield. If he parries deliberately, he must call out "Weapon Parry" or "Shield Parry" before the percentage dice are rolled to determine combat. A passive shield parry is automatic if he is bearing a shield, if being attacked from the front, and has called for no parry or dodge.

1. A passive shield parry requires no expenditure of a blow. The shield is merely slung on the arm or across the shoulder and serves as an extra layer of frontal armor.

The basic defense value of the shield is applied to reduce the attacker's hit probability. Anyone who has a shield may make a passive shield parry. If the blow strikes home, there is a 15% chance that a "LH" or "H" weapon has smashed a small shield, and a 5% chance that a large shield is broken.

- An active shield parry requires the expenditure of 1 blow. Only trained Knights and fighting men may employ a shield in this manner, for the tactic involves the precise manoeuvring and angling of the shield as to cause a glancing blow. If the defender successfully wards off the blow, he has a chance of making a "free" shield bash. If the parry fails, there is a chance that the shield will be shattered (see \*1., above). To compute the defensive bonuses arising from an active shield parry, add the basic parry bonus and the basic defense value of the shield, then subtract the total from the attacker's hit probability.
- A weapon parry also requires the expenditure of 1 blow.

The attacker attempts to maneuver his weapon so as to both block the attacker's blow and, if possible, to deliver a counter blow. If the parry is successful, and the blow does not land, a 50% chance exists of an immediate and "free" counter blow. If the parry fails and the blow lands, the attacker has a 10% chance of disarming the defender. If an "H" weapon is attacking and a "L" weapon is defending, there is also a 10% chance that the lighter weapon was shattered. (Reduce these probabilities by -5% for each +1 increment if parrying weapon is Magick, and increase chance by +5% if attacking weapon is Magick.) To compute the defensive bonuses, merely add the basic parry bonus to the weapon skill bonus (if a favourite weapon is used), and subtract the total from the attacker's hit probability.

- All figures trained to arms (Knights, Sergeants, Men-at-Arms, Elves, and Dwarves) possess 1 additional defensive blow which may be applied to an active shield or a weapon parry.



## Parrying Blows by Large, Powerful Monsters

It is often possible for a character to parry the blow of a large Monster by using a shield or weapon. Indeed, when a character has a high parry bonus, it is likely that a parry will prevent a blow from landing at all. However, it is inconceivable that all of the force of the blow will be dissipated harmlessly. Therefore, if the die result falls within the basic hit probability of the Monster (taking no bonuses into account except basic shield defense values), consider the glancing blow as delivering a "bash" 35% of the time and consult the Bash Result Table.

For example, a Chimera would have a basic 35% chance of striking a Knight in class 8 armor and carrying a kite shield when it strikes with a claw. If the Knight had a -35% parry, there would be no chance of the blow landing. However, there is still a 35% chance that the Chimera had struck the Knight hard enough to produce a 35% chance of a bash. Suppose the Chimera's die roll was 30%. Check for a bash, which will occur 35% of the time. If a bash did result, consult the Bash Result Table.

Only a Magick shield will reduce the probability of a large Monster delivering a bash in this manner. It should be explained that this rule is necessary to balance the two significantly different combat situations arising from matching hand-held weapons to "natural" weapons. Skill may prevent damage from natural weapons, but it cannot eliminate the brute strength behind such mighty blows.

## Dodging Blows by Large, Powerful Monsters

Large Monsters are, by definition, big brutes and their weapons are appropriately large as well. Thus it is more difficult to get out of the way of such weapons. If the direction of a dodge is anticipated by the Monster, a bash is possible even if there is no chance of damage being done. The bash probability is 50%. If a bash occurs, consult the Bash Result Table.

## Critical Hits

Critical hits are scored directly against the body of a character or monster. A critical hit occurs whenever the attacker scores a percentage dice roll within the percentage indicated in the Combat Matrix while striking a blow. For example, a Knight using a Mace rolls 8% against Class 9 armor (superior hauberk). The critical hit percentage is 10% for such a weapon. Thus the blow has been especially effective and the Critical Hit Table is consulted. It should be noted that the percentage on the die is the percentage taken for a critical hit, and any hit probability bonuses are not used to modify the possibility.

Critical hits by small fangs or teeth (MES 0), small pincers or mandibles (MSS 0) or small claws or talons (MSC 1) cause damage to the body only. Do not consult the Critical Hit Table unless the victim is within 50 Dr. of the attacker's weight.

## Fumbles

An Adventurer using a weapon has a 2% chance (roll of 99-00 on D100) of fumbling if he has not reached level 10. However a roll of 00 is always a fumble even for a high level character. Attacker must roll on the appropriate Fumble Table.

## Tactics

All beings engaged in combat will be able to choose some form of tactics at the beginning of each melee turn, prior to movement or fire. Combat is never static, and the Tactical Matrix simulates the maneuvering of combatants as they attempt to gain advantages in position. The effects of the individual's choice of tactics modify the hit percentages in the combat tables. Also, if a character chooses to shift position at

any time during the melee turn (dodge, move after slaying opponent), the next blow he strikes will be subject to a tactical determination according to the Tac Matrix. This rule is optional because it involves writing down a word or two of instructions and can slow actions if large numbers of figures are involved. However, its use is recommended if a high degree of realism is desired by the players.

At the start of each melee turn, both sides write down whether they will:

1. **Fleche:** a savage lunge forward up to 20 feet to make a thrusting or slashing attack.
2. **Charge/Spring:** a sustained and somewhat headlong rush toward the enemy. Animals will end the Charge with a Spring unto the body of their prey.
3. **Close Target:** a careful and deliberate approach toward the enemy to bring him to close combat. This tactic must be used to approach an enemy outside of weapon range.
4. **Keep Distance:** a manoeuver designed to maintain the present distance between combatants.
5. **Stand Ground:** no movement occurs, but rather the combatant takes a firm stance with his weapon readied to meet the attack of an enemy. To "butt" a spear, pike, or pole arm to brace it against a charging enemy, a figure must stand his ground. Also, any character forced back against a wall or any other obstacle must either advance or stand his ground.
6. **Retreat:** a withdrawal away from the enemy while facing him. Movement is 1/2 normal.
7. **Flight:** a headlong running away from the enemy, with one's back exposed and no thought being given to active defense. Movement is always at the full charge rate.

Animals and unintelligent Monsters are capable only of Charging/Springing, Closing Target, Keeping Distance, Retreating, and Fleeing.

The Tac Matrix modifies the first blow struck by combatants during the melee phase of the combat turn. Subsequent blows are not so modified unless a figure has slain an enemy or dodged.

The Tac Matrix appears at the end of this section. The tactics chosen by combatants will significantly alter the outcome of an individual battle. Players are urged to make a very careful study of the Tac Matrix to ensure the best choice of tactics. Also, to speed up play, a 10-second time limit per figure is recommended for decision and writing of the choice of tactics.

## The Bash

One of the most neglected features of melee combat in most game systems is the "bash." There are a number of ways that the force of impact from a weapon, shield, fist, or even the entire body may be applied to knock down a stricken defender or drive him backward. Combat is always a matter of choosing tactics which will not only wound an opponent but which will also incapacitate him or place him in an awkward position. A successful bash serves to prevent an opponent from delivering an effective counterattack and often makes him a better target. When a bash occurs, consult the Bash Resolution Matrix to determine the effect of the bash.

The weight of an attacker or defender affects a bash. For each 100 Dr. an attacker is heavier than a defender, the chance of a bash is raised by 5%. Conversely, for each 100 Dr. that an attacker is lighter than a defender, the chance of a bash is reduced by 5%. This is true of all forms of bash. Be sure to include armor weight in all of the calculations.

The type of weapon striking a blow determines the basic chance of a bash occurring. The probabilities are listed with the Bash Resolution Matrix and apply to all weapons used in combat.

The armor class of the defender will affect a bash. The better the armor, the less the chance of a bash.

1. The weapon bash has a chance of occurring whenever a blow is struck successfully with a hand-held or natural weapon. Note: Not all melee weapons deliver a bash.
2. The missile bash has a chance of occurring whenever a missile strikes a target. There is a flat 25% chance of a bash, regardless of weight or armor, if a bow or crossbow is used, and a 15% chance otherwise.
3. The shield bash occurs whenever a defender makes a successful active shield parry. A "target" (small shield) is rated as an L\* weapon, and a "buckler" or "kite shield" is rated as an "H" weapon when determining the chance of the bash.
4. The body bash occurs whenever combatants deliberately or accidentally are brought into violent contact as a result of the Tac Matrix. There is a basic chance that either combatant will be bashed. There is an additional 5% chance for each 100 Dr. or part thereof that one combatant is lighter than another, so that a lighter man or creature is at a disadvantage.

A body bash may be deliberately attempted. Such a bash is possible only when a Close, Charge, or Fleche tactic is chosen and the Tac Matrix indicates body contact occurs:

1. A light animal (100 Dr. or less) springing at its prey has the equivalent of a L\* weapon bash prob142 ability, provided its prey is not more than 100 Dr. heavier.
2. A medium animal (100Dr-250 Dr.) springing at its prey has an "LH" weapon bash.
3. A heavy animal (250 Dr. or more) springing at its prey has an "H" weapon bash.
4. Animals possessing a hug have a 25% chance of hugging a victim when a hit has been scored with large claws. A hug costs 1 blow and does 3 6-sided dice of additional damage to anyone in class 0-5 armor and 2 dice of damage to those in class 6-10 armor. In addition, the creature may then toss his victim from 5-30 feet, with a 25% chance of the victim being stunned on landing (always check for bash). A hug is effective on victims up to 4 x the weight of the animal doing the hugging. Larger creatures are unaffected.
5. A butt may be performed by any animal or Monster with MLH 7 Large Horns. The butt occurs when the animal Charges or Closes and subsequently strikes the victim. A butt will toss the victim 5-30 feet, provided he is not more than 2 x the weight of the butting animal. There is a 25% chance that the victim is stunned if he is bashed to the ground.
6. A grapple is a wrestling hold used by human-like characters and Monsters. It may be employed whenever the attacker Charges or Closes with the enemy, or when the enemy has failed to make a shield bash or successful spring. A grapple can be used in two ways if the attacker succeeds (25% chance) in holding his victim:
  - a) **Restraint:** Provided the defender is not significantly stronger, a grapple has a 50% chance of pinning a victim in some way. The sword arm may be caught and held, or a full-fledged clinch may be possible. The victim has to expend a blow to break the restraint, with a 25% chance of success +5% for every 50 Dr. he is heavier than the being grappling him.
  - b) **Toss:** A being who is 100 Dr. or more lighter than his victim has an "L\*" bash, a being within 100 Dr. of his victim's weight has an "LH" bash, and a being more than 100 Dr. heavier has an "H" bash. If a bash result has been obtained, the victim is knocked to his knees 50% of the time or is knocked completely to the ground the other 50% of the time. There is a 20% chance that the being attempting the toss also falls.



### Attack from the Rear

If a defender attacked from the rear loses 2 blows if he turns to meet the attack. He is unable to parry either blow, but he can dodge the second blow if his Dexterity over 12. The attacker's hit probability is raised by +25% on the first blow, and by +10% on the second blow.


### Attack from Above

If the defender has been knocked to his knees, the attacker has a 10% hit probability. If the defender has been knocked to the ground, the attacker has a 25% hit probability. If the defender is below the attacker (attacker is on a battlement, stair, horse, etc.), the attacker has a +10% hit



probability, while the defender loses -10% from his hit probability. These bonuses and penalties also apply to the success or failure of a bash.


## Encumberment

 character who is partially encumbered gives an attacker +10% hit probability.


A character who is fully encumbered gives an attacker +25% hit probability.

See "Encumberment" under Prime Requisites for further details.


## Desperate Defense

 character may choose to make a desperate defense by calling out before the percentage dice are rolled to determine combat. Such a defense expends 2 blows and increases his ability to parry or dodge a blow. Reduce the attacker's hit probability by -25%. No counter blow or shield bash is possible, however, because the defender has gone totally to the defensive.

## The Great Blow


nights were used to fighting adversaries in full armor and so would tend to combine the force of 2 blows to smash through an opponent's defenses to inflict grievous wounds. If using a Great Blow, damage is increased by 1 6-sided die for "L" weapons, 2 dice for "LH" weapons, and 3 dice for "H" weapons. In addition, hit probability is increased by +10%. The chance of a critical hit or a weapon bash is also increased by +10%.

## Ferocity


iking raiders and Knights are always capable of working themselves up to a savage and virtually uncontrollable killing rage. All other characters and Monsters who have had 50% damage done to the body have a 20% chance of becoming "ferocious," so long as their morale has not snapped and they are in conditions that resemble those faced by the rat "cornered in a trap."

Ferocity involves the combining of 2 blows to raise the hit probability by +25% with +10% chance of scoring critical hits or bashes. However, there is a 25% possibility per melee turn that the ferocious character will be totally gripped by a Berserker rage (50% for animals) and will fail to take any active defensive measures until he has slain the enemy before him or he himself is slain. "Human" types add 2 blows to their total when "berserk."

## Expending Blows In Combat

ore than one "blow" may be expended simultaneously. When a Knight delivers a "Great Blow", he must expend one for striking and a second for the Great Blow - 2 or 1 in other words. Ferocity requires one blow to be expended, in addition to striking; and a ferocious Great Blow would cost 3 points - one for striking, one for the Great Blow, and one for ferocity. Berserker rage (continued ferocity, out of control) requires an extra blow in addition to the one needed to strike; but "human" types (all intelligent humanoids, including Goblin and Giant races) add two blows to their totals because of the superhuman effort being called forth. Parrying and dodging expend one blow, and unless a counter blow is called for as part of the maneuver, an additional blow must be expended to strike back.

## Combat Fatigue

ombat is an energy consuming activity. The number of melee turns that a character may maintain a maximum effort is therefore extremely limited. The maximum period that an experience level 1 character may fight efficiently is found by substituting in the following formula:


Maximum Fighting Efficiency Period = Constitution / 3 = melee turns.

For each turn thereafter, a character loses 1 fatigue point per melee turn he continues to fight. Also, his damage Multiplier drops to 1/2. Thus a fatigued character with 3 x WDF would have only 1 1/2 x WDF.

Monsters are considered fatigued when they have suffered 1/2 damage to body and fatigue levels. The effects are the same as for characters (above).


The maximum fighting efficiency period is increased by 1 melee turn per level of experience a character attains up to level 10, if a character is a fighting type. It increases by 1 melee turn per 2 levels of experience attained up to level 10 if a character is a non-fighter.

## Character Morale in a "Dungeon" Adventure

he morale of characters in any situation which places them in such a hostile environment that flight or surrender means certain death will tend to remain grimly steady. "Spirit shall grow stronger, mind the keener, courage the greater as our might lessens," a brave Anglo-Saxon warrior once remarked as he and his companions were overwhelmed by Viking raiders. It is in this spirit that player-characters fight impossible odds so long as there is a warrior or Magick User of note among their numbers.

- Morale is checked when a Monster of incredibly fearsome aspect appears or when 1/2 of the numbers of the party have been slain or put hors de combat by capture or by grievous wounds.
- The party continues to fight or else withdraws according to some plan on 1-50%. If the leader is over level 10 or is a Knight, add +5% to the probability of maintaining morale for each Charisma point he possesses over 13. If the leader has a Charisma of 20+, morale is not checked so long as he remains in the forefront of battle and is visible to the other members of the party.
- If the party fails to maintain morale,
  - there is a 1-33% chance that they will fight with Berserker Ferocity, "like cornered rats;"
  - there is a 34-67% chance that they will fight on, but with all attack bonuses reduced by 1/2 because they are "disheartened." Only Magick weapon bonuses are unaffected.
  - there is a 68-100% chance that they will panic and flee. If flight is not possible, they will consider surrender and ask for terms unless faced by unintelligent Monsters incapable of understanding. Surrender to Men, Elves, Dwarves, or Hobbits always brings the "honors of war," and they are allowed to keep their weapons if they promise by solemn and binding oaths not to use them. Ransom will be set. Surrender to Monster races means laying down all arms and hoping for merciful treatment. Again, Ransom will be set for those capable of paying it.
- A Knight or High/Grey Elves will not check morale, no matter what the situation is, unless faced by a terrifying Monster or until he has suffered 50% wounds to the body. He maintains morale thereafter on 1-75%.
- Once a party has suffered 1/2 casualties, it is jeopardized by a morale check at the end of each melee turn thereafter until the combat is concluded. Three turns after the first check, reduce the chance of maintaining morale by -5% per melee round thereafter. If the party survives the crisis, the survivors "count heads" and will not check morale again until 1/2 of the survivors have become casualties. A solitary character checks morale on 50% once he has suffered 50% wounds to the body.

## Monster Morale in a "Dungeon"

onsters tend to be somewhat finicky about risking their lives unnecessarily. Even the most powerful Monsters (with a few exceptions) will check morale when 1/3 of their number have been slain. If alone, a monster will always check morale when it has sustained 50% damage to its body.

- Monsters continue to fight or else withdraw in an orderly manner to prepare a counterattack or else call up reinforcements on 1-50%. Add +5% probability for each Charisma point over 13 that the leader possesses if they are intelligent, armed Monsters, such as Uruk-Hai, Orcs, etc.
- If Monsters fail to maintain morale;
  - There is a 1-25% chance that they will continue to fight on.
  - There is a 26-50% chance that they will fight on, but with all attack bonuses reduced by 1/2 because they are "disheartened." Only Magick weapon bonuses are unaffected.
  - There is a 51-100% chance that they will panic and flee. If flight is not possible, there is a 1-33% chance they will fight with "ferocity" and fight to the death. There is also a 34-100% chance they will attempt to surrender. All unintelligent Monsters will invariably fight to the end if an escape route is denied them.
- If Monsters maintain morale after suffering 1/3 casualties, they must check morale at the end of each melee turn thereafter, with the chance of maintaining morale reduced by -5% per turn. In the second and all subsequent turns a morale check must be made, each Monster checks individually. Thus there will be Monsters "bugging out" steadily during the battle. If more than 1/4 of the surviving Monsters break in morale in any given turn, they all panic and flee.
- If the leader of a group of intelligent Monsters is slain or captured, an instant morale check is made.

5. Animals and Beasts check morale individually once their numbers have been reduced by 1/3 or when they have suffered 50% wounds to the body.
6. Some Monsters never check morale because of their bravery and ferocity. These are:
  - a) All classes of Undead.
  - b) All classes of Demon, unless faced by a Cleric over experience level 20.
  - c) Giant Kings, unless faced by one of the AEsir.
  - d) Dragons.
  - e) Great Horses, Unicorns, Griffins, Werebears, Lion of St. Mark.
  - f) "Rocs" in defense of their nests or when fighting "Chaotics."
  - g) Any Monster which has been gripped by "ferocity."
7. Notwithstanding #6, above, any Monster confronted by its "bane"--a weapon or Magick which can destroy it utterly--will instantly check morale as if it had sustained 50% wounds to the body. Each turn thereafter, it will check morale -5% until it flees. Surrender is never envisioned; the Monster will Flee in abject terror. If it has to fight through its own companions to gain safety, it will do so, with "ferocity".

A "bane" is defined as any weapon or device vs. a particular type of Monster. The Monster in question will always recognize its "bane" and seek to avoid it.

**Individual Combat Movement Table**

Type of Character/Monster	Normal Move (feet/turn)	Charge Bonus (feet)	Maximum speed* (feet/turn)
Human: Unencumbered	60	40	120
Partially Encumbered	50	30	100
Fully Encumbered	50	30	90
Severe Wound Penalty	-40	-	-60
Elf: Unencumbered	80	60	150
Partially Encumbered	70	40	130
Fully Encumbered	50	30	100
Severe Wound Penalty	-40	-	-70
Dwarf: Unencumbered	60	30	100
Partially Encumbered	50	30	100
Fully Encumbered	50	30	80
Severe Wound Penalty	-30	-	-50
Hobbit: Unencumbered	70	30	120
Partially Encumbered	60	30	100
Fully Encumbered	50	30	80
Severe Wound Penalty	-30	-	-50
Dexterity over 15	+10	+10	+10
Dexterity over 17	+10	+20	+30
Horses	See Movement of Cavalry in Melee below		
Mules/Wagons	+60	-	180
Donkeys	60	-	160
Dragons	60	120	180
Lizard Men, Rat Men	As Human or Animal		
Lycanthropes	As Human or Animal		
Kobolds, Goblins, Orcs	60	30	100
Bugbears, Uruk-Hai, Gnolls	As Humans	As Humans	As Humans
Ogres, Trolls	60	50	120
Giants	80	80	200
Skeletons, Ghouls	As Humans	As Humans	As Humans
Death, Barrow Wights	60	60	110
Phantoms, Spectres	As Humans	As Humans	As Humans
Vampires	60	50	130
Mummies, Zombies	50	20	70
Wraiths, Nazgûls, Ghosts	60	60	120

- Humans, Elves, Dwarves, and Hobbits expend 1 fatigue point per turn spent at Maximum speed if unencumbered, 2 fatigue points if encumbered, and 3 if fully encumbered or severely wounded to the body (50% damage or greater). Those wounded in the leg may "hobble" at a basic 10 feet per turn unassisted or 30 feet if assisted. Men unable to walk may 'crawl' at 10 feet two turns. When all fatigue


points have been expended, a man is considered winded" and fully encumbered for 1-3 turns.

- Living Monsters may proceed at maximum speed for 1 turn per 5 body points they possess, after which they slow to 1/2 normal speed because they are "winded." Flying Monsters proceed at maximum speed for 1 turn per body point they possess. Monsters allotted fatigue levels are treated like Humans.
- Undead never tire, nor do Lycanthropes. However, they will tend to slow to normal pace after spending 6-20 turns at maximum rate. If the quarry is in sight, they will expend 1-6 turns at slow speed before increasing the pace; if the quarry is not in sight, they may give up the pursuit 1-50% of the time.
- Animals are treated as Living Monsters.

The movement of Legendary Beasts and Animals is given in the form 60/120, etc. In the case of animals restricted to the land, the first number is the normal move in feet and the second is the maximum rate. Charge bonuses are found by subtracting the normal rate from the maximum. In the case of birds, the first number is the land speed, the second the air speed. The speeds of all Animals and Legendary Beasts are given in the Monster Profiles.

The effect of terrain, etc., has not been dealt with because of the complexity of such variables. However, the Game Master is encouraged to make adjustments for the type of countryside, the surfaces traversed, turning sharp corners at high speed, the size, weight and general maneuverability of large creatures, and so on. Provided that there is fairness and realism, each group will quickly develop their own methods of dealing with the question.

**Tactical Manoeuver Matrix**

rior to the initial blows of each melee turn, players write down their choice of tactics on a slip of paper, then compare those tactics to the results on the tables below. The percentage results are bonuses or penalties to be applied to the hit probabilities of the combatants.

Attacker Tactics	Defender Tactics						
	Flight	Retreat	Stand	Keep	Dist.	Close	Charge Fleche
Flight	NA/NA	NA/NA	NA/NA	NA/NA	NA/NA	NA/NA	NA/NA
Retreat	NA/-30	NA/-25	-20/-15	-10/0	0/+5	+5/+10	+5/+5
Stand	NA/-25	-20/-15	0/+5	0/+5	+5/+5A	+15B/+15C	+10B/+10C
Keep Dist.	-25/-20	-10/-10	0/+5	0/+5	0/+5	+5/+5A	+5/+5A
Close	-10/-5	-5/0	+5/+10	0/+5	+10B/+10A	+10B/+10B	+5B/+10B
Charge	0/+5	+5/+5	+10B/+10C	+5/+10A	+10B/+10A	+10B/+10B	+10B/+10C
Fleche	0/0	0/+5	+10B/+10C	+5/+10A	+5B/+10C	+10B/+15C	+15B/+15C

**Key:**

- S/L S = shorter or same length of weapon; L = longer weapon.
- NA = no attack possible
- % = reduce hit probability by stated percentage.
- +% = increase hit probability by stated percentage.
- 0% = no effect on hit probability.
- +%A = failure to hit opponent places him within weapon. Lose 1 blow. Note: a man with a longer weapon must attempt a bash to disengage. Treat next blow as beginning with a body bash (shield bash if a trained fighter).
- +%B = deliver a body hash after attempting to strike with weapon. Optional.
- +%C = deliver a body hash after attempting to strike with weapon. Note: If the weapon is a pole are, lose one blow. Bash must be delivered.

A partially encumbered man can only flee, retreat, stand, keep distance, or close. He cannot charge or fleche because he is too burdened to move with great speed.

A fully encumbered man can only flee (reduce all penalties by 1/2), stand, or keep distance. He is so weighed down that he is unable to move fast enough to retreat, close, charge, or fleche with appreciable effect.

An animal or semi-intelligent monster will only flee, retreat, keep distance, or charge.

An unintelligent monster will flee or charge.

A human-type character may choose an optional dodge when retreating, standing ground, or keeping distance. This will reduce the enemy's hit probability accordingly, and it eliminates any chance of a bash by the enemy unless he guesses the direction of the dodge.

If a deliberate attempt to spring upon, hug, or grapple an opponent is made (an initial attack by animals usually involves such an

attempt), a charge is necessary. All of the "B", or "C" results = a bash. The bash is delivered before any blows are delivered or bites are attempted. If the spring, hug, or grapple is unsuccessful, the enemy has a +20% chance of hitting the being failing to make the attack, as the maneuver is so headlong as to leave him completely open to a counter blow.

### Missile Fire Matrix



Missile Fire is determined by rolling a percentage die. There is a hit when a die roll is equal to or less than the numbers printed plus bonuses. The first percentage is for point-blank range (10% maximum range for bows, 10 feet for hand-hurled weapons), the second is for effective range (1/2 maximum range), and the third is for extreme range.

Extreme Range	Weapon Type	Defending armor Class 0	1	2	3	4	5-6	8	9-10
450'	Short Bow	50/45/35	45/40/30	40/35/25	35/30/20	30/25/10	25/20/10	10/5/0	5/0/0
300'	Horse Bow	50/45/35	45/40/30	40/35/25	35/30/20	30/25/10	25/20/10	10/5/0	5/0/0
500'	Light X-Bow	55/50/40	50/45/35	45/40/30	40/35/30	35/25/10	30/25/10	15/10/0	10/5/0
750'	Heavy X-Bow	55/55/45	55/50/45	55/50/45	50/45/40	45/40/35	40/35/30	30/20/10	25/15/0
600'	Long Bow	60/55/50	55/50/45	50/45/40	45/40/35	40/35/30	35/30/20	20/20/0	15/5/0
750'	Elvish Bow	65/60/50	60/50/45	50/45/40	45/40/35	40/35/30	35/30/20	20/20/0	15/5/0
600'	Composite Bow	60/55/50	55/50/45	50/45/40	45/40/35	40/35/30	35/30/20	20/20/0	15/5/0
400'	Sling	50/45/35	45/40/30	40/35/25	35/30/20	30/25/10	25/20/10	10/5/0	5/0/0
100'	Axe, Javelin	75/50/25	65/45/20	60/50/20	50/35/20	40/25/10	35/10/5	15/0/-5	0/-5/-10

1/2 Hit % bonuses are added to the % to hit:

- Target protected by a Heavy Shield: -15%
- Target protected by a Light Shield: -5%
- Target protected by a Mantlet: -20%
- Target protected by a Battlement: -20%
- Target partially obscured by trees: -10%
- Target in dense trees: -20%
- Target moving at 20 m/yd or faster: -10%
- Using Magick Bow or Arrows: +5%/increment
- Target wearing Magick armor: -5%/increment
- Target in open and stationary: +10%
- Target behind arrow slit: -35%
- Archer firing from above: +10%
- Target large creature: +5%
- Target very large: +10%
- Target is gigantic: +15%

Bows can be classified by their structure, of which there are two main types; self and composite. The self bow had the simplest structure and was the type used since earliest times. It consists of a single piece of wood tapered at the ends. The cross sections of these bow staves were elliptical, rectangular, or semicircular.

Composite Bows are those which have staves made from more than one piece, although not necessarily from more than one different type of material. Generally the core of the staff was made of wood (sometimes several pieces). The back of the bow staff (the part facing towards the target) has animal sinew glued to it, while the belly (the part facing the user) is covered with thin strips of animal horn or metal.

**LONGBOW:** The longbow is a powerful type of bow (a tall bow for archery) about 6 feet long used for hunting and as a weapon. The preferred material to make the longbow was yew, although ash, elm and other woods were also used. The bow staff is shaped into a D-section. Bow strings were, and still are, made of hemp, flax or silk, and attached to the wood via horn "nocks" that fit onto the end of the bow. The range of the long bow is 180 to 250 yards. The longbow was capable of long range, and was highly accurate at short range. Longbowmen armies would shoot a rain of arrows landing indiscriminately in the target area. An archer could hit a person at 180 yards "part of the time" and could always hit an army. However, even heavy-draw longbows have trouble penetrating well-made steel plate armour.

**CROSSBOW:** A crossbow is a weapon consisting of a bow mounted on a stock that shoots projectiles, often called bolts or quarrels. Although a longbow achieves comparable accuracy and faster shooting rate than an average crossbow, crossbows release more damage and can be used effectively after a week of training, while a comparable single-shot skill with a longbow takes years of strength training to overcome the draw strength of the longbow, as well as years of practice needed to use it with skill. Mounted and unmounted crossbowmen, often mixed with javeliners and archers, occupied a central position in battle formations. Usually they engaged the enemy in offensive skirmishes before an assault of mounted knights. Crossbowmen were also valuable in counterattacks to protect their infantry. The rank of commanding officer of the crossbowmen corps was one of the highest positions in any army of this time. Along with polearm weapons made from farming equipment, the crossbow was also a weapon of choice for insurgent peasants. Mounted knights armed with lances proved ineffective against formations of pikemen combined with crossbowmen whose weapons could penetrate most knights' armor.

**ARBALEST:** The arbalest (also arblast) is a late variation of the crossbow. A large weapon, the arbalest had a steel prod ("bow"). Since an arbalest was much larger than crossbows, and because of the greater tensile strength of steel, it had a greater force. The strongest windlass-pulled arbalests could be accurate up to 900 yards. A skilled arbalestier (arblastier) could shoot two bolts per minute.

### Arrowheads



Arrowheads were often anchored with nothing but candlewax minutes before firing, if not merely saliva - this ensured that the head would remain in enemy's body if the shaft was pulled out.

Arrowheads are usually separated by function:

- Bodkin points are short, rigid points with a small cross-section. They were made of unhardened iron and may have been used for better or longer flight, or for cheaper production. It was first designed either to extend range or as a cheaper and simpler alternative to the broadhead. A direct hit from a hard steel bodkin point penetrated Damascus chain armour. However, archery was minimally effective against plate armour.
- Blunts are unsharpened arrowheads occasionally used for types of target shooting, for shooting at stumps or other targets of opportunity, or hunting small game when the goal is to stun the target without penetration. Blunts are commonly made of metal or hard rubber. They may stun, and occasionally, the arrow shaft may penetrate the head and the target; safety is still important with blunt arrows.
- Judo points have spring wires extending sideways from the tip. These catch on grass and debris to prevent the arrow from being lost in the vegetation. Used for practice and for small game.
- Broadheads were used for war and are still used for hunting. Broadheads could be made from steel, sometimes with hardened edges. They usually have two to four sharp blades that cause massive bleeding in the victim. Their function is to deliver a wide cutting edge so as to kill as quickly as possible. They are expensive, damage most targets, and are usually not used for practice.
- Target points are bullet-shaped with a sharp point, designed to penetrate target butts easily without causing excessive damage to them.
- Field points are similar to target points and have a distinct shoulder, so that missed outdoor shots do not become as stuck in obstacles such as tree stumps. They are also used for shooting practice by hunters, by offering similar flight characteristics and weights as broadheads, without getting lodged in target materials and causing excessive damage upon removal.

### Treating Arrow Wounds



The only way to remove an arrow cleanly was to tie a piece of cloth soaked in water to the end of it and push it through the victim's wound and out of the other side - this was extremely painful. There were specialised tools used to extract arrows from places where bone prevented the arrow being pushed through. Once carefully inserted into the socket of the arrowhead, the tongs screwed apart till they gripped its walls and allowed the head to be extracted from the wound. Prior to the extraction, the hole made by the arrow shaft had been widened by inserting larger and larger dowels of elder pith wrapped in linen down the entry wound. The dowels were soaked in honey. The wound was then dressed with a poultice of barley and honey mixed in turpentine. After 20 days the wound was free of infection.

Missile Weapon Characteristics

Weapon Type	Rate of Fire	Damage	Critical	Bash%
Short Bow	2/Melee turn	3+1d10	15%	15%
Horse Bow	2/Melee turn	4+1d10	15%	15%
Light X-Bow	1/Melee turn	5+1d10	20%	25%
Heavy X-Bow	1/Melee turn	7+1d10	30%	35%

Long Bow	2/Melee Turn	5+1d10	20%	20%
Elvish Bow	3/Melee turn	6+1d10	20%	20%
Composite Bow	2/Melee turn	5+1d10	15%	20%
Sling**	1/Melee turn	3+1d10	15%	15%
Axe, Javelin	2/Melee turn	*	*	15%

\*Hand-Hurled weapons have damage and critical hits as given in the close combat tables.

Rate of Fire for self-bows used on foot, and also slings, axes, and javelins, may be increased by 1 if Dexterity is over 14 and by 2 if over 18.

\*\*Slings improve with Experience Level by +1 Rate of Fire per 5 levels and +1 Damage, Critical and Bash per 5 levels. Extremely experienced slingers are very dangerous and much sought after by users of troops.

Strength will affect the amount of damage done by self-bows and hand hurled weapons. If strength is over 17 add 1 point of damage per strength point. Superhuman strength increases range of a weapon by 10% per level of super human strength.

Field defenses such as sows, siege towers and large mantlets provide complete protection against fire by light missile weapons.

## Weapons

**T** warfare during the middle ages was dominated by elite groups of knights supported by massed infantry (both in combat and ranged roles). They were involved in mobile combat and sieges which involved various siege weapons and tactics. Knights on horseback developed tactics for charging with lances providing an impact on the enemy formations and then drawing more practical weapons (such as swords) once they entered into the melee. Whereas infantry, in the age before structured formations, relied on cheap, sturdy weapons such as spears and billhooks in close combat and bows from a distance. As armies became more professional their equipment was standardized and infantry transitioned to pikes in conjunction with short swords.

**DAGGER:** A dagger is a fighting knife with a sharp point designed or capable of being used as a thrusting or stabbing weapon. The dagger was often employed in the role of a secondary defense weapon in close combat. The knightly dagger evolved into the larger baselard knife in the 14th century. Some thrusting knives commonly referred to as 'daggers' ceased to have a cutting edge. This was probably due to the custom of fighting in plate armour, where cutting attacks were ineffective and focus was laid instead on thrusts with narrow blades aimed at armour plate intersections (or the eye slits of the helmet visor).

**RONDEL DAGGER:** A rondel dagger (or roundel dagger) was a type of stiff-bladed dagger, used by a variety of people from merchants to knights. It was worn at the waist and might be used as a utility tool, or worn into battle or a jousting tournament as a side-arm. The blade was made of steel, and was typically long and slim with a tapering needle point, measuring 12 inches or more; the whole dagger might be as long as 20 inches. Rondel means round or circular; the dagger gets its name from its round (or similarly shaped, e.g. octagonal) hand guard and round or spherical pommel (knob on the end of the grip). The blade's tang extended through the handle, which was cylindrical, normally carved from wood or bone. In cross section, the blade was usually diamond-shaped, lenticular, or triangular. These blades would have a sharpened point, and either one or both edges would also be sharpened. They were principally designed for use with a stabbing action, either underarm, or over arm with a reverse grip (think ice pick). They would also have been used for cutting. The long straight blade would not have lent itself to a slashing or sabre action. Rondel daggers were ideal in battle for puncturing chain mail, and although they would not have been able to punch through plate armour, they could be forced between the joints in a suit of armour and helmets. This was often the only way in which a heavily-armoured knight could be killed.

**POLEARM:** A pole weapon or polearm is a close combat weapon in which the main fighting part of the weapon is placed on the end of a long shaft, typically of wood, thereby extending the user's effective range. Spears, glaives, poleaxes, halberds, and bardiches are all varieties of polearms. The purpose of using pole weapons is either to extend reach or to increase angular momentum—and thus striking power—when the weapon is swung.

**BILL:** The bill is a polearm weapon used by infantry in medieval Europe. The bill is similar in size, function and appearance to the halberd, differing mainly in the hooked blade form. Other terms for the bill include English bill, bill hook or bill-guisarme. Derived originally from the agricultural billhook, the bill consisted of a hooked chopping blade with several pointed projections mounted on a staff. The end of the cutting blade curves forward to form a hook, which is the bill's distinguishing characteristic. In addition, the blade almost universally had one pronounced spike straight off the top like a spear head, and also a hook or spike mounted on the 'reverse' side of the blade. One advantage that it had over other polearms was that while it had the stopping power of a spear and the power of an axe, it also had the addition of a pronounced hook. If the sheer power of a swing did not fell the horse or its rider, the bill's hook was excellent at finding a chink in the plate armour of cavalrymen at the time, dragging the unlucky horseman off his mount to be finished off with either a sword, spear or the bill itself. These characteristics also made it effective against heavily armoured infantry, dragging them into the melee or exploiting the weak points in their armour. The small point found on the trailing edge of some bills was useful for puncturing armour

as well—concentrating the force of the blow onto the point

**HALBERD:** A halberd is a two-handed pole weapon which consists of an axe blade topped with a spike mounted on a long shaft. It always has a hook or thorn on the back side of the axe blade for grappling mounted combatants. It is very similar to certain forms of the voulge in design and usage. The halberd was 5 to 6 feet long. The halberd was cheap to produce and very versatile in battle. As the halberd was eventually refined, its point was more fully developed to allow it to better deal with spears and pikes (also able to push back approaching horsemen), as was the hook opposite the axe head, which could be used to pull horsemen to the ground. Additionally, halberds were reinforced with metal rims over the shaft, thus making effective weapons for blocking other weapons like swords. This capability increased its effectiveness in battle, and expert halberdiers were as deadly as any other weapon masters.

**PIKE:** A pike is a pole weapon, a very long thrusting spear used extensively by infantry. Unlike many similar weapons, the pike is not intended to be thrown. The pike was an extremely long weapon, varying considerably in size, from 10 to 25 feet long. It had a wooden shaft with an iron or steel spearhead affixed. The shaft near the head was often reinforced with metal strips called "cheeks" or langets. When the troops of opposing armies both carried the pike, it often grew in a sort of arms race, getting longer in both shaft and head length to give one side's pikemen an edge in the combat; the longest pikes could exceed 22 feet in length. The extreme length of such weapons required a strong wood such as well-seasoned ash for the pole, which was tapered towards the point to prevent the pike from sagging on the ends, although this was always a problem in pike handling.

**BARDICHE:** A bardiche or berdiche ("long poleaxe") is a type of glaive polearm. The blade varied greatly in shape, but was most often a long, cleaver type blade. The distinction was in how the blade was attached to the pole. The bardiche blade was attached to the pole either via two sockets (one at the top of the pole and one lower, at the base of the blade) or one socket at the top and one surface mount at the base, effectively mounting the heavy blade to the wooden shaft. While the blade was often very long for an axe (usually exceeding 2 feet) the shaft was one of the shortest of all polearms; rarely did it exceed 5 feet in length. It relied more on the weight of its heavy blade to do the damage than a swing from a long pole.

**POLLAXE:** The pollaxe design arose from the need to breach the plate armor of men at arms. Generally, the form consisted of a wooden haft some 4-6.5 feet long, mounted with a steel head. It seems most schools of combat suggested a haft length comparable to the height of the wielder, but in some cases hafts appear to have been created up to 8 feet in length. The design of the head varied greatly with a variety of interchangeable parts and rivets. Generally, the head bore an axe or hammer upon the damaging 'face', with a spike, hammer, or fluke on the reverse. In addition, there was a projection from the top (often square in cross section) built somewhat like a dagger. The head was attached to the squared-off wooden pole by long flat strips of metal, which were riveted in place on either two or four of its sides, called langets. Also, a round hilt-like disc called a rondelle was placed just below the head. They also appear to have borne one or two rings along the pole's length as places to prevent hands from slipping. Also of note is that the 'butt end' of the staff, which did not contain the weapon's 'head', bore a spike.

**FAUCHARD:** A fauchard is a type of polearm weapon, which consisted of a curved blade put atop a 6-7 foot long pole. The blade bore a moderate to strong curve along its length, however unlike a glaive the cutting edge was only on the concave side. This made the fauchard blade resemble that of a sickle or a scythe. This was not a very efficient design for the purposes of war, and was eventually modified to have one or more lance points attached to the back or top of the blade. This weapon is called a fauchard-fork, but is very often erroneously referred to as a guisarme or bill-guisarme since it superficially appears to have a 'hook'.

**WAR SCYTHE:** A war scythe is a kind of improvised pole weapon, similar to a fauchard, usually created from standard scythes. The blade of the scythe is transformed so as to extend upright from the pole, thus forming an infantry weapon practical both in offensive actions against infantry and as a defensive measure against enemy cavalry. As a pole weapon, the war scythe is characterised by long range and powerful force (due to leverage). They could be used, depending on construction and tactics, to make slashing or stabbing attacks, and with their uncommon appearance and considerable strength could have a psychological impact on an unprepared enemy. However, like most pole weapons, their disadvantages were weight (which could quickly exhaust the user) and slow speed. The war scythe was probably an early ancestor of more professional pole weapons like halberds.

**WAR FLAIL:** The flail is a hand weapon presumably derived from the agricultural tool. The handle is attached to the striking part of a weapon by a flexible chain or cord. A two-handed flail was used as a weapon of war which consists of a hinged metal bar connected to a longer shaft.

**MORNING STAR:** The morning star is a weapon consisting of a spiked club resembling a mace, usually with a long spike extending straight from the top and many smaller spikes around the periphery of the head. The spikes distinguish it from a mace, which can have, at most, flanges or small knobs. It was used by both infantry and cavalry; the horseman's weapon had a shorter shaft. The mace, a traditional knightly weapon, developed somewhat independently, became all-metal with heads of various forms, while the morning star retained its characteristic spikes, with a usually wooden shaft, often found in longer two-handed forms measuring up to six feet or more, was popular among troops. There were three types in existence, all differing in quality of workmanship. The first was the well crafted military type used by professional soldiers, made in series by expert weaponsmiths for stocking in town arsenals. The second and much simpler type would have been hand cut by peasant

militia men, rather than turned on a lathe, from wood they had gathered themselves and fitted with nails and spikes by the local blacksmith. The shaft and head were usually of one piece but sometimes reinforced at the top with an iron band. The third type was decorative in nature, usually short hafted and made of metal.

**MACE:** A mace is a blunt weapon, a type of club or virge—that uses a heavy head on the end of a handle to deliver powerful blows. A development of the club, the military mace differs from a hammer in that the head of a mace is radially symmetric so that a blow can be delivered just as effectively with any side of the head. A mace consists of a strong, heavy, wooden or metal shaft, often reinforced with metal, featuring a head made of stone, copper, bronze, iron, or steel. The head of a military mace can be shaped with flanges or knobs to allow greater penetration of plate armour. The length of maces can vary considerably. The maces of foot soldiers were usually quite short (two or three feet). The maces of cavalrymen were longer and thus better suited for blows delivered from horseback. Two-handed maces could be even larger. One example of a mace capable of penetrating armour is the flanged mace. The flanges, (protruding edges of metal) allow it to dent or penetrate even the thickest armour. Maces, being simple to make, cheap, and straightforward in application, were quite common weapons. It is popularly believed that maces were employed by the clergy in warfare to avoid shedding blood (sine effusione sanguinis). The evidence for this is sparse and appears to derive almost entirely from the depiction of Bishop Odo of Bayeux wielding a club-like mace at the Battle of Hastings in the Bayeux Tapestry, the idea being that he did so to avoid either shedding blood or bearing the arms of war. The fact that his brother Duke William carries a similar item suggests that, in this context, the mace may have been simply a symbol of authority.

**WAR HAMMER:** A war hammer is a weapon of war intended for close combat action, the design of which resembles the hammer. The war hammer consists of a handle and a head. The handle may be of different lengths, the longest being roughly equivalent to the halberd, and the shortest about the same as a mace. Long war hammers were pole weapons (polearms) meant for use against riders, whereas short ones were used in closer quarters and from horseback. War hammers often had a spike on one side of the head, thus making it a more versatile weapon. The surface of plate armours are as hard as the edge of a blade, so a blade tended to ricochet. Swords, or the blade of a battleaxe, were likely only to give a glancing blow, losing much of the impact, especially on the high curvature of the helmet. The war hammer could deliver the full force to the target. War hammers, especially when mounted on a pole, could damage without penetrating the armour. In particular, they transmitted the impact through even the thickest helmet and caused concussions. A blade or spike tended to be used against other parts of the body where the armour was thinner, and penetration was easier, than through the helmet. The spike end could be used for grappling the target's armour, reins, or shield, or could be turned in the direction of the blow to pierce even heavy armour. Against mounted opponents, the weapon could also be directed at the legs of the horse, toppling the armoured foe to the ground where he could be more easily attacked.

**LUCERNE HAMMER:** The Lucerne hammer is a type of polearm which was a combination of the bec de corbin with the blunt war hammer. The 'hammer' was actually a three- to four-pronged head mounted atop a 7 foot pole. It bore a long spike on its reverse, and an even longer spike extending from the very top. It proved effective at puncturing or smashing armor, and much like a man catcher was used for dismounting riders.

**BEC DE CORBIN:** A bec de corbin is a type of pole weapon similar to the Lucerne hammer. It consists of a modified hammer's head and spike mounted atop a long pole. Unlike the Lucerne hammer, the bec de corbin was used primarily with the 'beak' or fluke to attack instead of the hammer head. The hammer face balancing the beak was often blunt instead of the multi-pronged Lucerne, and the beak tended to be stouter; better designed for tearing armor. Also, the spike mounted on the top of head was not nearly as long and thin as in the Lucerne. Bec de corbin occasionally becomes a catchall for any type of warhammer, such as a maul or a horseman's pick.

**MAUL:** The maul is a long-handled hammer with a heavy metal head, either of lead or iron. It is similar in appearance and function to a modern sledgehammer but is sometimes shown as having a spear-like spike on the fore-end of the haft.

**BATTLE AXE:** A battle axe (also battle-ax) is an axe specifically designed for combat. Battle axes were specialized versions of utility axes. Many were suitable for use in one hand, while others were larger and were deployed two-handed. Axes designed for warfare ranged in weight from just over 1 to 6 pounds, and in length from just over 1 to 5 feet, as in the case of the Danish axe or the sparth axe. Cleaving weapons longer than 5 feet would arguably fall into the category of polearms. Most battle axes had a socketed head (meaning that the broader, butt-end of the blade contained an opening into which a wooden haft was inserted), and some included langets—long strips of metal affixed to the faces of the haft to prevent it from being damaged during combat. Occasionally the cheeks of the axehead bore engraved, etched, punched or inlaid decorative patterns. Battle axes took the flanged mace's innovatory design concept one step further. By concentrating the weight of a single, sharpened, crescent-shaped wedge on a small target area of metal plate, the battle axe was capable of slicing through an opponent's armor and cutting deeply into the exposed flesh beneath. A sharp, sometimes curved pick was often fitted to the rear of the battle axe's blade to provide the user with a secondary weapon of penetration. A stabbing spike could be added, too, as a finial.

**SCIMITAR:** A scimitar is a backsword or sabre with a curved blade. Scimitars were used in horse warfare because of their relatively light weight when compared to larger swords and their curved design, good for slashing opponents while riding on a horse.

**BROADSWORD:** The Broadsword was the standard military sword of the medieval knight. The term came into use to differentiate the

standard single handed sword from other recently developed types such as the war sword and great sword. So called because it was worn with armour. They are characterized as having single-handed cruciform hilts and straight double-edged blades designed for both cutting and thrusting. Blade length was usually from 27 to 32 inches. Pommels were most commonly of the 'brazil-nut' type or with the 'wheel' pommel.

**LONG SWORD:** The various kinds of long bladed swords that had handles long enough to be used in two hands were deemed long-swords. Long-swords, war-swords, or great swords are characterized by having both a long grip and a long blade. We know at the time that Medieval warriors did distinguished war-swords or great-swords from "standard" swords in general, but long-swords were really just those larger versions of typical one-handed swords, except with stouter blades. They were "longer swords", as opposed to single-hand swords, or just "swords". They could be used on foot or mounted and sometimes even with a shield. The term war-sword referred to larger swords that were carried in battle. They were usually kept on the saddle as opposed to worn on the belt. Blunt swords for non-lethal tournaments were sometimes known as "arms of courtesy". There is a reference to an English tournament of 1507 in which among the events contestants are challenged to "8 strookes with Swords rebated". Wooden training weapons were sometimes called wasters. Knightly combat with blunt or "foyled" weapons for pleasure was known as à plaisance, combat to the death was à l'outrance.

**GREAT SWORD:** Those blades long and weighty enough to demand a double grip are great-swords. They are infantry swords which cannot be used in a single-hand. Originally the term "great-sword", only meant a war-sword (long-sword), but it has now more or less come to mean a sub-class of those larger long-swords/war-swords that are still not true two-handers. Although they are "two hand" swords, great-swords not are the specialized weapons of later two-handed swords. Whereas other long-swords could be used on horseback and some even with shields, great swords however were infantry weapons only. Their blades might be flat and wide or later on, more narrow and hexagonal or diamond shaped. These larger swords capable of facing heavier weapons such as pole-arms and larger axes were devastating against lighter armors. Long, two-handed swords with narrower, flat hexagonal blades and thinner tips (such as the Italian "spadone") were a response to plate-armor. Against plate armor such rigid, narrow, and sharply pointed swords are not used in the same chop and cleave manner as with flatter, wider long-swords and great swords. Instead, they are handled with tighter movements that emphasize their thrusting points and allow for greater use of the hilt. Those of the earlier parallel-edged shape are known more as war-swords, while later the thicker, tapering, sharply pointed form were more often called bastard-swords.

**BASTARD SWORD:** A form of long-sword often with specially shaped grips for one or two hands, became known as an Espée Bastarde or "bastard sword". The term may derive not form the blade length, but because bastard-swords typically had longer handles with special "half-grips" which could be used by either one or both hands. In this sense they were neither a one-handed sword nor a true great-sword/two-handed sword, and thus not a member of either "family" of sword. Their blade were typically tapered. Since newer types of shorter swords were coming into use, the term "bastard-sword" came to distinguish this form of long-sword. Bastard-swords typically had longer handles with special "half-grips" which could be used by either one or both hands. These handles have recognizable "waist" and "bottle" shapes. The unique bastard-sword half-grip was a versatile and practical innovation. Bastard-swords varied and they might have either a flat blade or narrow hexagonal one for fighting plate-armor. Some were intended more for cutting while others were better for thrusting.

**TWO HANDED SWORD:** Two-handed swords were used primarily for fighting against pike-squares where they would hack paths through lobbing the tips off the poles. In True two-handed swords have compound-hilts with side-rings and enlarged cross-guards of up to 12 inches. Most have small, pointed lugs or flanges protruding from their blades 4-8 inches below their guard. These "parrying hooks" act almost as a secondary guard for the ricasso to prevent other weapons from sliding down into the hands. They make up for the weapon's slowness on the defence and can allow another blade to be momentarily trapped or bound up. They can also be used to strike with. The most well-known of "twa handit swordis" is the Scottish Claymore (Gaelic for "claidheamh-more" or great-sword) which developed out of earlier Scottish great-swords with which they are often compared. Certain wave or flame-bladed two-handed swords have come to be known as flamberges. The wave-blade form is visually striking but really no more effective in its cutting than a straight one. There were also huge two-handed blades known as "bearing-swords" or "parade-swords", weighing up to 12 or even 15 pounds and which were intended only for carrying in ceremonial processions and parades.

**FALCHION:** The weapon combined the weight and power of an axe with the versatility of a sword. They almost always included a single edge with a slight curve on the blade towards the point on the end and most were also affixed with a quillonned crossguard for the hilt in the manner of the contemporary arming swords.

**LANCE:** The best known usage of military lances was that of the full-gallop closed-ranks charge of a group of knights with underarm-couched lances, against lines of infantry, archery regiments, defensive embankments, and opposition cavalry. Two variants on the couched lance charge developed, the French method, en haie, with lancers in a double line and the German method, with lancers drawn up in a deeper formation which was often wedge-shaped. Cavalry thus outfitted and deployed had a tremendous collective force in their charge, and could shatter most contemporary infantry lines. Because of the extreme stopping power of a thrusting spear, it quickly became a popular weapon of footmen. These eventually led to the rise of the longest type of spears ever, the pike. This adaptation of the cavalry lance to infantry use was largely tasked with stopping lance-armed cavalry charges. These weapons, both mounted and unmounted, were so

effective that lancers and pike men not only became a staple of every army, but also became highly sought-after mercenaries. A jousting lance was a variation of the knight's lance which was modified from its original war design. In jousting, the lance tips would usually be blunt, often spread out like a cup or furniture foot, to provide a wider impact surface designed to unseat the opposing rider without spearing him through. The centre of the shaft of such lances could be designed to be hollow, in order for

it to break on impact, as a further safeguard against impalement. They were often 12 feet long or longer, and had special hand guards built into the lance, often tapering for a considerable portion of the weapon's length. These are the versions that can most often be seen at medieval reenactment festivals. In war, lances were much more like stout spears, long and balanced for one handed use, and with sharpened tips.

### Chivalric Arms

Attacking Weapon				Class of Armor Protection Worn by the Defender										STR	DEX	
Type	Weapon	Blows	WDF	0	1	2	3	4	5	6	7	8	9	10	needed	
1	L Dagger	4	1	40	30	25	20	15	10	5	0	0	-5	-10	-	-
				25	20	15	10	10	10	10	5	5	5	5		
2	L* 1-H Battle Axe	3	2	40	35	25	20	15	10	5	0	0	-5	-10	13	9
				30	25	20	15	15	10	10	5	5	5	5		
3	L Short Sword	3	1.5	50	45	40	30	20	15	10	5	5	0	-5	-	-
				25	25	20	15	15	10	10	5	5	5	5		
4	LH Mace	3	2.5	35	35	35	30	30	25	25	20	15	10	10	13	7
				30	25	20	20	20	15	10	10	10	10	10		
5	L Light Sword	3	1.5	50	45	40	30	20	15	10	5	0	-5	-10	-	-
				30	25	20	15	15	10	10	10	5	5	5		
5	L* Scimitar	4	2	55	50	40	35	30	25	20	15	10	5	0	9	9
				35	30	25	20	20	15	10	10	10	5	5		
5	L* Sword	3	2	55	45	40	35	30	20	15	10	10	5	5	9	9
				35	30	25	20	20	15	10	10	10	5	5		
5	LH Norman War Axe	3	2.5	45	40	35	35	35	25	20	20	15	10	10	14	9
				35	30	30	25	20	15	10	10	10	5	5		
6	LH Kt.'s Broadsword	3	2.5	50	50	45	40	35	30	25	25	20	10	10	9	7
				35	30	30	25	20	15	10	10	10	5	5		
6	H War Hammer	3	2.5	35	35	35	30	30	30	25	25	20	15	15	11	9
				35	30	30	30	25	25	20	20	15	15	10		
6	LH Bar. Longsword	3	2	50	45	40	35	30	25	15	15	10	5	0	9	9
				30	25	20	20	20	20	15	10	5	5	5		
7	LH Bastard Sword	2	3	45	40	35	35	35	30	30	25	20	15	10	9	9
				35	30	30	30	25	20	20	20	15	10	10		
7	H Morning Star	2	3.5	40	40	40	40	40	35	30	30	25	20	20	11	7
				40	35	30	25	25	20	20	20	15	15	15		
8	H 2-H Sword	2	3.5	35	35	35	35	35	35	30	25	25	20	20	11	13
				40	35	35	30	25	20	20	20	15	15	15		
8	H 2-H Battle Axe	2	4	35	35	35	35	35	35	30	25	25	20	15	11	9
				40	35	35	30	25	20	20	20	15	15	10		
8	H 2-H Great Hammer	2	3.5	30	30	30	30	30	25	25	20	20	20	15	9	9
				45	45	40	40	35	35	25	25	20	20	15		
9	H 2-H Flail	2	4	30	30	30	30	30	25	25	20	20	20	15	9	-
				50	50	45	40	40	35	25	25	20	20	15		
9	H Thrusting Spear	2	3	50	45	40	35	30	25	20	15	10	5	0	9	7
				40	40	35	35	35	25	20	15	10	10	5		

#### Bash Probability

L\* = 20% weapon bash against opponent in 0 to 6 armor and not +100 Dr heavier  
 10% weapon bash against opponent in 7 to 8 armor and not +100 Dr heavier

LH = 25% weapon bash against opponent in 0 to 6 armor  
 20% weapon bash against opponent in 7 to 8 armor  
 10% weapon bash against opponent in 9+ armor

H = 30% weapon bash against opponent in 0 to 6 armor  
 25% weapon bash against opponent in 7 to 8 armor  
 20% weapon bash against opponent in 9+ armor

Increase % chance by +5% per 100 Dr the Attacker is heavier  
 Decrease % chance by -5% per 100 Dr the Defender is heavier



### Elven & Dwarfen Weapons

Attacking Weapon				Class of Armor Protection Worn by the Defender											STR	DEX
Type	Weapon	Blows	WDF	0	1	2	3	4	5	6	7	8	9	10	needed	
1	L Elf Dagger	4	1	45	35	25	20	15	10	5	0	0	-5	-10	-	-
2	L* Elf 1-H Battle Axe	3	2	40	35	25	20	15	10	5	5	0	-5	-10	13	11
3	L Elf Sword (Hadhafang)	3	2	50	45	40	30	20	15	10	5	5	0	-5	9	9
7	LH Elf Bastard Sword	2	3	45	40	35	35	35	30	30	25	20	15	10	10	11
8	H 2-H Sword	2	3.5	35	35	35	35	35	35	30	25	25	20	20	11	14
9	H Elf Spear	3	3	50	45	40	35	30	25	20	15	10	5	0	11	8
4	LH Dwarf War Hammer	4	2.5	45	40	35	35	30	25	25	20	15	10	10	11	9
5	LH Dwarf War Axe	3	2.5	45	40	35	35	35	25	20	20	15	10	10	14	9
6	LH Dwarf Sword	3	2.5	50	50	45	40	35	30	25	25	20	10	10	9	7
8	H Dwarf 2-H Battle Axe	2	4	45	45	40	40	35	35	30	25	25	20	15	12	9
8	H Dwarf 2-H Great Hammer	2	3.5	35	35	30	30	30	25	25	20	20	20	15	13	9



### Infantry, Peoman, Militia

Attacking Weapon				Class of Armor Protection Worn by the Defender											STR	DEX
Type	Weapon	Blows	WDF	0	1	2	3	4	5	6	7	8	9	10	needed	
1	L Dagger	4	1	45	40	35	30	25	15	10	5	0	-5	-10	-	-
5	L Light Sword	3	1.5	55	50	45	35	30	25	15	5	0	-5	-10	-	-
5	LH War Axe	3	2.5	45	40	35	35	35	25	20	20	15	10	10	13	9
8	LH Quarterstaff	5	1	60	55	45	40	35	35	15	10	0	-5	-10	-	-
8	H 2-H Sword	2	3	35	35	35	35	35	35	30	25	25	20	20	11	13
8	H 2-H Battle Axe	2	3.5	35	35	35	35	35	35	30	25	25	20	20	9	9
9	H Thrusting Spear	2	3	50	45	40	35	30	25	20	15	10	5	0	7	7
10	LH Pole Arm (Bill, etc.)**	2	3	50	45	40	35	30	25	20	15	10	5	0	7	7
10	H Halberd	2	4	50	45	40	35	35	30	30	30	25	20	15	10	9

				50	45	40	35	35	30	25	25	20	15	15			
10	H	Pike***	2	3	35	35	35	35	35	30	25	15	10	5	0	9	7
					35	30	30	25	25	20	20	20	15	15	15		

\*\* Bills may be used to "hook" a man and pull him down, No damage but check for bash.  
 \*\*\* Grounded Pikes and Lances inflict 3d6 of damage against charge, 10% chance of a hit, critical or bash.

### Non-Fighters

Attacking Weapon				Class of Armor Protection Worn by the Defender											STR	DEX	
Type	Weapon	Blows	WDF	0	1	2	3	4	5	6	7	8	9	10	needed		
1	L	Dagger	4	1	45	40	35	30	25	15	10	5	0	-5	-10	-	-
					25	20	15	10	10	10	5	5	5	5			
1	L	Thief's Dagger (rear attack)	4	1.5	55	50	45	40	35	30	25	20	20	15	10	-	-
					50	50	45	40	35	30	25	20	20	15	15		
2	L	Hatchet, Light Club	3	2	40	35	25	20	15	10	5	0	0	-5	-10	7	9
					30	25	20	15	15	10	10	5	5	5	5		
4	L*	Wood Axe, Heavy Club	3	2	45	40	35	30	30	20	15	10	5	0	0	9	9
					30	25	20	20	15	10	5	5	5	5			
5	L	Light Sword	3	1.5	45	45	40	35	30	20	15	10	0	-5	-10	-	-
					25	20	20	15	15	10	10	5	5	5	5		
6	L*	Pitchfork	3	1.5	40	35	30	25	20	15	5	0	-5	-10	-15	-	-
					20	20	15	15	10	10	10	10	5	5			
8	LH	Quarterstaff	5	1	50	45	40	30	25	10	5	0	-5	-10	-15	-	-
					25	25	20	15	10	5	5	0	0	0	0		
8	L*	Hunting Spear	2	3	45	45	40	35	25	20	15	10	5	-5	-10	9	7
					40	40	35	35	30	20	15	10	10	5	5		
8	L*	Improvised Peasant Pole Arm	2	2	40	35	30	25	20	15	10	5	0	-5	-10	-	-
					25	20	15	15	10	10	10	5	5	5	5		

### Monsters

Attacking Weapon				Class of Armor Protection Worn by the Defender											STR	DEX	
Type	Weapon	Blows	WDF	0	1	2	3	4	5	6	7	8	9	10	needed		
3	L	Goblin's Scimitar	3	2	50	45	40	35	30	20	15	10	5	0	-5	-	-
					30	25	20	15	15	10	10	5	5	5	5		
4	L	Orc's Sword (Moria)	3	1.5	55	50	45	35	30	25	15	5	0	-5	-10	-	-
					30	25	20	15	15	10	10	10	5	5	5		
4	L	Orc's Falchion	3	2	55	45	40	35	30	20	15	10	10	5	5	9	9
					35	30	25	20	20	15	10	10	10	5	5		
6	LH	Uruk-Hai's Sword	3	2.5	50	50	45	40	35	30	25	25	20	10	10	10	6
					35	30	30	25	20	15	10	10	10	5	5		
8	H*	Giant's Club	3	4	40	40	40	40	40	40	35	30	30	25	25	16	7
					40	35	35	30	25	20	20	20	15	15	15		
8	H*	Giant's Battle Axe	3	4	50	45	40	35	35	30	30	30	25	20	15	15	9
					50	45	40	35	35	30	25	25	20	15	15		

\*Also can be used by Trolls



### Naturally Armed Creatures

Attacking Weapon				Class of Armor Protection Worn by the Defender											STR	DEX
Type	Weapon	Blows	WDF	0	1	2	3	4	5	6	7	8	9	10	needed	
MSB 0	Small Fangs/	4	.5	45	35	30	25	20	15	10	-5	-10	-15	-20		



	Teeth			10	5	5	5	5	5	5	0	0	0	0
MSB 0	Small Pincers/	4	.5	50	40	35	25	20	15	10	0	-5	-10	-15
	Mandibles			10	10	5	5	5	5	5	0	0	0	0
MSS 0	Small Tail	2	P	55	50	45	35	30	25	20	5	0	-5	-10
	Stinger			-	-	-	-	-	-	-	-	-	-	-
MSS 1	Small Viper	3	P	55	50	45	35	30	25	20	5	0	-5	-10
	Striking			-	-	-	-	-	-	-	-	-	-	-
MSC 1	Small Claws/	4	.5	50	45	40	30	20	15	10	-5	-10	-15	-20
	Talons			10	10	5	5	5	5	5	5	0	0	0
MMB 2	Medium Fangs/	3	2	55	45	40	35	30	20	15	10	5	-5	-10
	Teeth			10	5	5	5	5	5	5	0	0	0	0
MSH 2	Small Horns	3	1.5*	45	40	35	30	25	15	10	5	0	-5	-10
				15	15	10	10	10	10	10	5	5	5	5
MLB 3	Large Fangs/	2	4*	60	50	45	40	35	30	25	15	10	5	5
	Teeth			35	35	30	30	25	20	15	10	10	10	10
MMC 3	Medium Claws/	3	2.5*	55	50	45	35	30	25	20	10	5	0	-5
	Talons			25	20	20	15	15	15	10	10	5	5	5
MSK 3	Small Hooves	4	1	40	35	30	30	25	15	10	5	0	-5	-10
				15	10	10	10	5	5	5	0	0	0	0
MMH 4	Medium Horns	3	2.5*	55	50	45	40	35	25	20	10	5	0	-5
				30	25	25	20	20	15	10	10	10	10	10
MLS 5	Large Viper	2	P	55	50	45	40	35	30	25	15	10	5	0
	Striking			-	-	-	-	-	-	-	-	-	-	-
MLS 6	Large Tail	2	P+1*	55	50	45	45	40	35	30	20	15	10	5
	Stinger			-	-	-	-	-	-	-	-	-	-	-
MLC 6	Large Claws/	2	3.5*	60	55	50	45	40	35	30	25	20	15	10
	Talons			35	30	30	25	25	20	20	15	15	15	10
MLH 7	Large Horns	2	4**	55	50	45	40	35	30	25	20	15	10	5
				35	30	30	25	25	20	15	15	10	10	10
MGB 8	Giant Fangs/	2	5**	55	55	50	45	40	35	30	25	20	15	15
	Teeth			45	40	40	35	30	25	25	20	20	15	10
MLH 8	Large Hooves	3	2**	50	45	40	35	35	25	20	20	15	10	10
				35	35	30	30	30	25	20	20	20	15	10
MGS 9	Giant Serpent/	2	var.	55	50	45	45	40	35	25	20	15	0	-5
	Constrictor Striking			40	35	30	30	30	25	20	20	20	10	5
MGB 10	Giant Pincers/	2	4.5	60	55	50	45	40	35	30	25	20	15	15
	Mandibles			50	45	40	35	30	25	20	20	15	15	10
MGC 10	Giant Claws/	2	4.5*	60	55	50	45	40	35	30	25	20	15	15
	Talons			50	45	40	35	30	25	20	20	15	15	10

\*Bash possible:

MSH 2 = L\* Weapon Bash, MMH 4 = LH Weapon Bash, MLB 3 = L\* Weapon Bash  
 MLS 6 = LH Weapon Bash, MMC 3 = LH Weapon Bash, MLC 6 = H Weapon Bash

\*\* A hit by one of these natural weapons permits the Attacker to bash or toss the victim 5-30 feet. There is a 60% chance that a victim in class 0-2 armor will be "stunned" and a 25% chance that any others will be "stunned". Increase chance of "stunning" by +5% per 5' short of a possible throw if victim thrown against a wall or other solid obstacle.

### Bare Handed Combat

Bare-Hand combat is used by Men, Elves, Dwarves, Hobbits and Monsters with generally human form. Characters have a basic 4 blows + bonuses when fighting bare-handed.

<u>Type of Body</u> <u>Weapon</u>	<u>% Hit</u>	<u>Damage</u>	<u>% Bash</u>	<u>% Critical Hit</u>
Fist	dagger*	1/2 x WDF	L%	10% Stun
armored Fist	dagger*	1 x WDF	LH%	15%
Boot	dagger*	1 + 1/2 x WDF	LH%	10% Stun
armored Boot	dagger*	2 + 1 x WDF	H%	20%
Grapple	"Grapple" %	None	L/LH/H%	10% Stun

Hit probability, use the Dagger percentages in the Infantry, Yeomanry & Militia Matrix. All bonuses for hitting and dodging or parry are used as well. Characters have a base of 4 Blows plus bonuses when fighting bare-handed.

Damage: Damage is inflicted only on beings without full armor protection. Generally, large creatures (e.g.: man vs. bear) will be

unaffected by blows unless delivered by a Superhuman character.

Bash: Treat a hit by a body weapon as a Light (L), Light-Heavy (LH), or Heavy (H) weapon, as given under the Chivalric Arms Table. A blow struck against men in full armor will cause a bash, even though no damage will be done.

Grapples are treated under "The Bash", (ie under number 4(e) above). When computing the probability, refer to the TAC Matrix percentage to hit + 25%. Dexterity is irrelevant here, as contact has been made. The important consideration is weight of the wrestling opponents. Both a restraint or a toss are possible. Monsters may employ this tactic.

Superhuman: double fist or kick damage and add + 25% to Grapple, restraint, or toss.

Titanic Strength: as for Superhuman, but add +5% to critical hit possibility.

Irresistible Strength: double fist or kick damage + 1-6 points. Add + 35% to Grapple, restraint, or toss, and raise critical hit probability by +5%.

Invincible Strength: triple fist or kick damage + 1-10 points. Add + 40% to Grapple, restraint, or tripping, with 1-20 points of damage from hug. Raise critical hit probability by + 10%. "Stun" should be read as a critical hit if the character desires it.

## Throwing Matrix

**O**ften, characters throw objects like "flasks" of oil (Medieval Molotov cocktails which deliver 1-20 points of damage each turn they burn, which is usually 1-3 turns unless some flammable material ignites at a 1-50% chance.), daggers intended for the exposed throat or spears intended for the heart of a lightly armored or unarmored sentry, etc:

Oil Flasks: 50% chance of breaking when thrown, 50% chance of being kicked underfoot (check for breaking again):

- 01-50% = On target; check for breaking.
- 51-60% = Short 5-30 feet.
- 61-70% = Long 5-30 feet.
- 71-80% = 30° left of target.
- 81-90% = 30° right of target.
- 91-100% = wick goes out.

A bursting flask of oil will splatter an area of 5 feet x 5 feet with burning oil that must be smothered (25% chance by rolling; 50% with dirt or blankets, etc.) The victim checks Morale -30% instantly.

### Daggers, Spears, Throwing Axes

If the weapon strikes the target on the missile Combat Matrix (use Sling % with range = (90 feet/60 feet/30 feet), there is a 10% chance + 1/2 the character's hit probability bonus that the victim has received a mortal wound (multiply damage x 1-6) if damage exceeds the creature's total damage level. If not, treat as a normal hit. Reduce this mortal wound probability by -5% per 10 feet away.

## Bash Results

**I**f a "Bash" is successful, roll two 6-sided dice for the result:

Type of Weapon	L	LH	H	Effect of Bash
2-3	2			Opponent is unaffected by the bash.
4-5	3	2		Opponent is staggered and retreats 5'. He loses 1 blow.
6-7	4-5	3-4		Opponent is knocked to the knees, loses 2 blows, and attacker has +10% hit probability on the next blow.
8-9	6-7	5-6		Opponent is knocked to the knees, loses 2 blows, and attacker has +15% hit probability on the next blow.
10-11	8-10	7-9		Opponent is knocked off his feet. He may attempt to rise on 1-4 (on 6-sided die), losing 1 blow for each attempt to rise. Attacker has +20% hit probability when he is down.
12	11-12	10-12		Opponent is knocked off his feet and stunned for 1 melee round. Attacker has +25% hit probability while he is down. Procedure for rising as in #5.

## Critical Hit Results

**I**f a critical hit is scored, increase damage by 50% and roll a 1-10 die, with 10% of the total damage being scored against the body of the character for each point on the die. Then roll a 1-20 die. If the attacker is taller, add 1 pip to the result for each foot shorter. If the attacker is shorter, subtract 1 pip for each foot taller.

Die Roll	Location of Hit
1-4	Right leg
5-8	Left leg
9-11	Abdomen
12	Chest
13-15	Right arm
16-18	Left arm
19-20	Head

Note: Armor and Helm will affect the amount of damage sustained. Full protection eliminate the 50% bonus for a critical hit.

If a Critical Hit is scored, the following optional rules can be applied. Roll 1D20 and consult the appropriate table, depending on where the aiming point was:

### CRITICAL HIT TO THE HEAD

- 01-09 MILD HEADACHE: stunned for 1-3 blows. Attacker has a +10% chance at hitting the victim each turn he is incapacitated.
- 10-12 MILD CONCUSSION: Severe headache and -10% hit and parry probability. The victim is, in effect, seriously stunned by the blow. Treat as only a Mild Headache if less than 7 points of damage were sustained.
- 13-15 SEVERE CONCUSSION: The victim must roll a CON CR-3 or lapses into immediate unconsciousness for 2D6 hours! Treat as only a Mild Headache if less than 10 points of damage were sustained.
- 16-18 FACE HIT: Victim loses 1-2 blows. A Face Hit is possible only if the victim was wearing an open-faced helmet or no helmet. A nasal piece will block a 'L' or 'LH' slashing or crushing weapon like a visor. Roll 1D100:

01-50 = black eye and facial bruises;

51-75 = hit in the mouth, with a 20% chance of a broken tooth, Pain, and loss of 1 Appearance point;

76-90 = hit in the eye, with a 20% chance of permanent blindness and -10% hit and parry probability;

91-00 = severe facial disfigurement, Minor Bleeding, Pain, and loss of 1D6 Appearance points.

19-20 NECK HIT: A critical neck hit is possible only if the neck is not protected. +1 point of damage will result per 5 minutes unless the injured neck is properly bandaged to stop bleeding. There is a 10% chance that Uncontrolled Bleeding has resulted if struck by an edged or pointed weapon (1d6 point of damage per 5 minutes).

20% chance of a fatally broken neck if more than 10 points of damage resulted and an 'LH' or 'H' crushing weapon was used.

20% chance of beheading if a 'LH' or 'H' slashing weapon was used.

### GRITICAL HIT TO THE CHEST

01-12 BRUISED RISS & MINOR WOUNDS: No truly serious effects occur, despite the damage sustained.

13-17 CHEST HIT: If less than 7 points of damage are sustained, the chest critical is always equivalent to Bruised Ribs.

Roll 1D100 and apply the following DMs: AC/0-1 = +20; AC/6-8 = -5; AC/9-10 = -10.

01-30 = bruised ribs, 25% chance of 1 die extra damage;

31-60 = several cracked ribs, requiring binding to immobilize them (plate cuirass does this automatically), +1 point of damage per turn of combat, with a 10% chance of puncturing a lung (25% fatal);

61-80 = broken ribs requiring binding or 1 point of damage per turn of combat, with a 25% chance of puncturing a lung;

81-00 = severe injury to chest area, -20% hit and parry probability. If struck by a slashing weapon 25% chance of being attended by Severe Bleeding (1-3 point per 5 minutes) otherwise by Moderate Bleeding (1 point per 5 minutes).

19-20 SPINE HIT: A spine hit is possible whenever 7+ points of damage are sustained.

50% chance paralysis if in Class 0-1 armor; 30% Class 2-3 armor; 25% if in Class 4-8 armor; and 10% chance in Class 9-10 armor.

If paralysis results, roll a %ile die. 0-20% = 1 limb; 21-40% = 2 41-60 = 3 limbs; 61-80% = 4 limbs. 81% = Dead.

### CRITICAL HIT TO THE ARM

01-12 DISARM: Victim loses 1-3 blows and has a 25% chance of dropping his weapon. If a Monster is fighting with "natural weapons," there is a 25% chance that it has been "amputated."

01-12 SHIELD SMASH: 20% chance that a slashing weapon and a 30% chance that a crushing weapon rated at M or H has knocked the shield aside so that the victim might Fumble and drop it, requiring a DEX CR.

The blow must be rated at 12+ points for this probability to arise.

13-17 ARM HIT: 25% chance of a bone being broken if struck by an 'H' weapon, and 15% if by an 'LH' weapon. If bone is broken, the arm affected is useless until Cured or it has healed naturally.

Slashing weapons also have a chance of causing bleeding if the arm is unprotected by metal armor or a shield:

01-15 = Uncontrolled Bleeding (1d6 point per 5 minutes);

16-30 = Moderate Bleeding (1-3 point per 5 minutes);

31-50 = Slight Bleeding (1 point per 5 minutes);

51-00 = no significant bleeding.

18-20 SHOULDER HIT: As for Arm Hit, except recovery takes twice as long.

### CRITICAL HIT TO THE GROIN

01-07 GROIN HIT: Victim incapacitated for 1-2 melee phases, unless constitution 17+.

08-10 MODERATE BLEEDING: 1-3 point of damage per 5 minutes. Several blood vessels have been nicked and blood loss is serious.

11-15 UNCONTROLLED BLEEDING: 1d6 point of damage per 5 minutes. A potentially mortal wound has been inflicted, if medical attention is not obtained soon.

16-20 GRIEVOUS HIT: Uncontrolled Bleeding. 1D6 hours of unconsciousness if a CON CR failed and 10% chance of being unable to have any more decedents.

### CRITICAL HIT TO THE LEG

01-15 GLANCING BLOW TO LEG: 25% chance of a "Bash."

16-20 LEG HIT: 25% chance of a bone being broken if struck by an 'H' weapon, and 15% if by an 'LH' weapon. If bone is broken,

the leg affected is useless as until Cured or it has healed naturally. Otherwise, 50% chance of a "Bash."

Slashing weapons also have a chance of causing bleeding if the leg is unprotected by metal armor or a shield:

- 01-15 = Uncontrolled Bleeding (1d6 point per 5 minutes);
- 16-30 = Moderate Bleeding (1-3 point per 5 minutes);
- 31-50 = Slight Bleeding (1 point per 5 minutes);
- 51-00 = no significant bleeding.

## Fumble Results



Fumbling during a combat can have disastrous results. Depending on the opponent's degree of success or failure, a Fumble always results in a roll on the appropriate Fumble table at the very least.

There are three Fumble tables; one for Close Combat fumbles (including dodges and parries), one for Natural Weapons and one for Ranged Weapons. When a Fumble occurs, roll on the appropriate Fumble table for the action involved.

### Close Combat Fumble Table

1D20	Result	Effect
1-3	Falter	Lose 1 blow.
4-6	Drop Weapon	Weapon falls 2-40 feet away.
7-9	Lose Balance	Lose 1-3 blows.
10-12	Damage Weapon	Weapon takes damage from opponent's parrying weapon. Else weapon strikes an inanimate object (tree, wall, ground, etc) and does damage to itself.
13-14	Stumble	Trip and fall prone. Forfeit next 1-3 blows. All defensive actions at a -20% penalty.
15-16	Lose Armour	Roll for hit location to determine where the armour fell from. If not armoured, roll again.
17	Hit Ally	Accidentally strike a nearby companion for normal rolled damage. If no ally within reach, hit self instead.
18	Break Weapon	The weapon strikes the ground, a wall, or a similar surface capable of causing damaging. The weapon takes 1D10 points of damage, plus the user's Damage Modifier, but reduced by the AP of the weapon. Roll three times.
19	Hit Self	Inadvertently hit own hit location for normal rolled damage.
20	Unlucky	Roll twice on this table.

### Natural Weapon Fumbles

1D20	Result	Effect
01-03	Hesitate	Lose 1 blow.
04-06	Numb Limb	Limb is temporarily paralysed until a successful CON CR roll is made, starting next turn.
07-09	Entangle Self	Lose 1-3 blows.
10-12	Damage Limb	Limb is injured from striking opponent's parrying weapon, armour or an inanimate object (tree, wall, ground, etc) and does damage to itself.
13-14	Sprawl	Trip and fall prone. Forfeit next 1-3 blows. All defensive actions at a -20% penalty.
15-16	Break Limb	Limb is incapacitated.
17-18	Hit Ally	Accidentally strike a nearby companion for normal rolled damage. If no ally within reach, damage is done to self instead from wrenching a random location.
19	Fated	Roll twice on this table.
20	Cursed	Roll three times on this table.

### Ranged Weapon Fumbles

1D20	Result	Effect
1-2	Disoriented	Attacker loses next attack.
4-6	Drop Weapon	Weapon falls 3d6 feet away.
7-9	Snare Weapon	Lose 1-3 blows.
10-12	Lose Weapon	Weapon string either snaps or weapon is lost when thrown.
13-14	Damage Weapon	Weapon when fired or thrown suffers rolled damage to itself.
15-16	Hit Ally	Accidentally strike a nearby companion for normal rolled damage.
17-18	Misfire	Inflict normal damage on self.
19	Bedevilled	Roll twice on this table.
20	Damned	Roll three times on this table.

## Horse Combat



Combat from the back of a horse is a very different thing from combat on foot. When fighting from horseback against a man on foot, the advantage is always to the man on the horse. When fighting another horseman, the advantage goes to the man who has a good horse; for while personal prowess is important, a good fighter on an average or poor horse is not at his best.

Active Shield Parries while on horseback differ from parries when on foot:

- When fighting a man on foot, the shield may be used with the same effect as would be obtained if the defender was also on foot. Thus, if he had an Active Shield Parry of

-20% on foot, he would possess it on horse as well.

- When fighting a man on horseback, man-to-man with edged or impact weapons, the effect of active shield parry is increased if the defender's horse is cantering (-5%) or galloping (-10%).
- When receiving the lance, full active shield parry is employed.

Note: The shield may be used for an active parry only on the left side of the defender. On the right side, the shield may be used to cover the body or legs, but only at the Passive Shield Parry defense factor. Critical Hits suffered while on a horse are of two types:

- Critical Hits caused by melee weapons.
- Critical Hits caused by the lance.

Critical Hits suffered from melee weapons are dealt with in the Critical Hits Results Table. There is, how157 ever, a 10% chance that a successful Critical Hit has knocked the rider from the saddle. (Glancing blows do not count unless Bash is indicated, at which point a 10% check is made.)

### LANCE CRITICAL HITS

Critical Hits suffered from the lance are quite a different matter. The table below gives the possible results of a serious strike by a lance. A 20-sided die is rolled whenever a lance strikes a mounted rider:

- Lance glances from Helm. 25% chance of being stunned if wearing open helmet. Dead if wearing no helmet.
- Lance strikes Helm squarely. 50% chance of being unhorsed. Otherwise, stunned for 1-2 melee rounds and Helm is knocked askew, requiring adjustment if closed.
- Lance Strikes Shield squarely. 25% chance of being unhorsed if mount is lighter or inferior to the opponent's mount.
- Lance passes Shield, causing a light wound. 50% damage.
- Lance breaks on Shield. No damage, just shaken up a little.
- Lance glances from Shield and catches against the front of the Saddle. 25% chance that the straps will break; 40% chance that the lance will break.
- Lance shatters on Shield. One-half damage from force of the impact.
- Lance strikes Horse. 25% chance that horse is wounded. 20% chance that unwounded horse stumbles and 50% chance that wounded horse stumbles.
- Lance strikes Aiming Point. Full damage and a 50% chance of being unhorsed.
- Ditto.
- Ditto.
- Lance inflicts a grievous wound. Rider is unhorsed. Check Melee Critical Hits Results Table for additional damage. Glancing blows represent being stunned for 1 turn.
- Ditto. Attacker's lance is broken.
- As in #12, only double damage is inflicted. Attacker's lance is broken.
- Glancing blow. Lance is broken.

If the attacker is made from the rear, increase the hit probability by 20% if the defender does not expect the attack. A successful hit means that there is a 50% chance of unhorsing and a 25% chance of double damage being inflicted. Note: the shield cannot be used to guard from an attack from the rear with a lance.

## Movement of cavalry in melee

In melee situations, horses have varying speeds, depending upon the type of the horse and the manoeuvres attempted. (See "The Warhorse" in the chapter on Knighthood for additional details.)

Speed of Horse	Palfrey	Light Horse	Medium Horse	Heavy Horse
Walking	60'	60'	60'	60'
Trotting	120'	120'	100'	100'
Cantering	180'	180'	160'	130'
Galloping	230'	240'	210'	180'
Charging	250'	270'	240'	220'

The speed a horse may accelerate to or else decelerate from is given below.

A horse's ability to turn depends upon his agility and weight. The numbers are the degrees of a circle the horse will be able to turn at the speed indicated:

Speed of Horse	Palfrey	Light Horse	Medium Horse	Heavy Horse
----------------	---------	-------------	--------------	-------------

Horse				
Walking	360°	360°	360°	360°
Trotting	270°	300°	270°	270°
Cantering	180°	240°	210°	180°
Galloping	90°	120°	90°	90°
Charging	30°	45°	30°	30°

The degrees indicated represent the total angle of turn that a horse may make in a turn of melee. For every 30° of turn, a 10% reduction of speed occurs.

A horse's ability to accelerate or decelerate quickly also depends upon his agility and weight:

Speed of Horse	Accelerate Speed	Decelerate Speed
Palfrey	2 speed levels	3 speed levels
Light Horse	3 speed levels	4 speed levels
Medium Horse	2 speed levels	4 speed levels
Heavy Horse	2 speed levels	4 speed levels

The levels represent the speeds from: Standing/Walking to a full Charge. Acceleration requires 20 feet per level the speed is increased, while deceleration requires 10 feet per level. A light horse requires 10 feet less in total than heavier ones.

Superior Horses possess bonuses for speed and turning. These are given in the section on "The Warhorse" in the chapter on Knighthood.

When fighting in melee from horseback, the opponent will be either on horse or on foot. Depending upon the combat situation, the individual horseman may be at an advantage or a disadvantage.

### Horse vs. Horse

When fighting an opponent on horse back, use Speed of Horse Table and Charge vs. Target Table (below) for determination of first blow.

- On horse, a player loses one blow if in leather or chain, and two blows if in plate (excluding heavy weapons).
- If one or both opponents trot or gallop, there is a chance that a slower or stationary horse will fall or stumble on impact if the horses are the same class. A smaller class of horse will tend to stumble or fall if struck by a larger horse. Barding reduces the chance of stumbling and falling.

If horses are same class: 30% chance of stumbling

If horses are unequal in class: 50% chance of smaller horse stumbling, 20% chance of larger horse stumbling

Padded barding reduces chance of stumbling by 10% (all classes of horses).

Chain mail barding reduces chance of stumbling by 20% (Heavy Horses only).

Plate barding reduces chance of stumbling by 25% (Heavy Horses only).

- When a horse stumbles, there is a 50% chance that the horse will fall and the rider will be thrown:
  - Thrown rider will be stunned and prone for 1 melee round, will suffer one die of damage from the fall, and has a 20% chance of critical injury. Thrown rider may have kicked free in time on 1-25% and lands on his feet. A rider saving from a bad fall loses two blows recovering his balance, but he may parry blows with shield or weapon.
- In the melee a horse may turn 360 degrees, causing an equal horse to stumble on 30% and an unequal, lighter horse to stumble on 50% (less barding), when impacted.
- If the ground is littered with bodies of men and fallen horses, there is a 10% chance that a horse will stumble. If impact is also involved, add the stumble probabilities together.

The mounted lance is a weapon unique to heavy and armored cavalry and does a great deal of damage to the target, especially if the target is on foot or is not armored and protected by a shield. Damage = PCF damage multiplier x 3 points + 1-10 points if the cavalryman is charging. (Plus 1-20 if target is counter-charging at him.)

- The target must be to the left of the charging cavalryman. If target is to the right, reduce 20% vs. mounted enemy and 10% vs. enemy on foot. Apply to the hit probability matrix.
- If target is on horse:

Attacker	Target Horse	Horse and Rider
	Type of Horse (Inferior/Superior)	
	Stationary	Canter Trot Gallop
Canter	+5%/+10%	+0%/+5% -5%/0% -15%/-10%
Trot	+10%/+15%	+5%/+10% 0%/+5% -10%/-5%

Gallop +15%/+20% +10%/+15% +5%/+10% -5%/0%  
If horses are equal, for hit use "inferior" values determination.

If the opponent is "defending" (knows the attacker is coming and has set his shield to meet the charge or is himself charging):

- The combatant with the bigger horse has 5% added to his hit probability and the combatant with the smaller horse loses 5%.
- +5% per level of difference in experience to more experienced fighter.
- If target is on foot and stationary, apply Stationary Bonus as if Target is a stationary horse and rider.
- If target is running, apply Canter Bonus as if Target is a cantering horse and rider.
- Base vs. Horse = 40% -Critical on 15% if in class 5 armor or better; 20% if not.  
Base vs. foot = 50% -Critical on 25% if in Class 5 Armor or better; 40% if not.  
Critical hit on Foot always means being knocked down and stunned by the blow for one turn.

### Horse vs. Foot

When fighting an opponent on foot, the man on horse possesses distinct advantages because he is fighting from above and because he is fighting from horse back:

- A man on horse always has the first blow unless faced with a pole arm, pike, or halberd. The first blow of each melee round is delivered at +10% chance of hit.
- A critical hit is always delivered to the head or upper body, at +5%.
- One extra weapon damage factor is added to hit damage because the blow has been delivered from above with added leverage and force.
- The horse may impact the man on foot with a 50% chance of felling and stunning him.
- The horse may 3 x MLK 8 large hooves (2xWDF) plus the following:
  - Large Horse: 4 damage points
  - Medium Horse: 2 damage points
  - Small Horse: 1 damage point
- Anyone thrown under the horse may be trampled by two hooves of damage plus the size of horse factor. This is in addition to kicking (#5, above).

### Foot vs. Horse

When fighting an opponent, on horse, the man on foot possesses distinct disadvantages. The man on horse has the advantage in morale and height:

Blows are struck at -5% hit probability (unless employing morning star, two-handed sword, battle axe, flail, pole arm, halberd, or pike), and critical hits are at -5% probability.

Grappling and pulling down a rider is at 20% probability + PCF % hit bonus if the horse is standing. However, if the horse is moving, a grapple is reduced by:

- 15% if trotting, with a 10% chance of impact by the horse if Grapple fails.
- 15% if cantering, with a 15% chance of impact by the horse upon failure.
- 20% if galloping, with a 20% chance of impact by the horse upon failure.
- 25% if wheeling, with an automatic impact by the horse upon failure.

If the footman successfully grapples the horseman, he pulls him from the saddle. In addition to the horse's bonuses, the target may counter the grapple with one-half of his own Dexterity bonuses.

Also, the character grappling has no shield effect and may be hit more readily.

If attempted from horseback, a grapple is computed in much the same manner as a grapple by a footman.

Under no circumstances may a grappling action be attempted from the front of the horse. Only the flanks and rear are open to a grapple. The man on foot possesses some slight advantages when fighting a man on horse. These advantages are few, but they may prove decisive:

- The footman may use an anti-cavalry weapon without penalty.
- The footman may, upon obtaining a critical hit, elect to hit the horse (35%).
- Any horse hit by a weapon suffers full damage if unbarded and half damage if barded. The horse will stumble on 50%

probability, minus barding bonuses.

- A footman may attempt to hamstring the horse. This procedure must be done with a dagger at 1-10%, plus dexterity bonuses. Hamstringing can be done only when a horse is stationary or wheeling on the spot, and involves the attacker's rolling beneath the horse. One blow is possible, and only one man may attempt to hamstring the horse per melee turn. The tactic exposes the footman to two Hooves of damage. If he is successful, he may look to the happy prospect of the horse falling on him (40%), with no dodge being possible. If the horse falls on him, he is stunned, pinned, and injured by 3 dice of damage at 25% critical hit probability.

## Mercy

**C**ombat does not always have to be to the death. Many cowardly (or smart) villains will surrender to fight and plunder another day. Characters of a good alignment won't hurt an unarmed foe, but even evil characters may find it pointless to slaughter an opponent (taking great satisfaction in the character's grovelling and pleas for mercy).

Under these circumstances, the warrior is likely to strip his opponent of valuables and weapons (keeping and selling what the warrior can), and turn the brigand over to the authorities. If the authorities are far away (as is likely to be the case in wilderness and monster territories), the warrior is likely to chastise the villain and warn/threaten him (them) that next time he will not be



## Thieves, Brigands, and Assassins

**A** life of crime will either be chosen by a character or else will be forced upon him by circumstances over which he has no control. There are many kinds of Thieves. Some Thieves are brigands who rob from anyone, some focus on shadowy, assassin-like arts, and some simply crusade for a justice above "the law." To be a successful thief requires a great deal of skill, and a skillful thief can be harder to catch than a slippery fish!

## Thieves

**T**hieves are the rogues and cutthroats of the men of arms. They, unlike most of the other, are skilled in stealth, subterfuge, trickery and robbery. The worst of the lot will use bushwhacking tactics, poisons, and torture.

These thugs are involved in all kinds of skulduggery, and may slit their victim's throat or betray a comrade in a heartbeat. These miscreant brigands are usually considered bandits who engage in blackmail, mugging, rape, kidnapping, and murder. However, the typical thief is not a murderer or bully. Most are skilled in the arts of picking pockets, picking locks and finding secret compartments in order to steal valuables. Some are simple robbers and fighters, some are masters of disguise and stealth, and others are cat-burglars skilled in climbing, stealth/prowl and acrobatics. Still others have a diverse range of talents that may include forgery, escape artistry, and spying (a stool-pigeon or blackmailer). Those with a high intelligence may become conmen who use cunning, charm, finesse and sweet-talk to get them in positions to deceive, swindle and steal from their victims; not to mention to talk themselves out of trouble. The thief in all his various incarnations is a criminal and typically treacherous and self-serving, but not quite the scum at the bottom of the barrel.

Thieves sneak furtively in the shadowed alleyways of cities, living by their wits. They are often members of the criminal underclass, usually trained by a thieves' guild in the arts of burglary and stealth. It is not uncommon for a thief to seek out the great rewards that can be gained from the adventuring life, especially when circumstances require lying low for a while.

so generous. If any of the goods confiscated are known, or likely to be stolen, the heroic character will attempt to find the owner and return it to him or donate it to the poor or a church. Others may keep or sell them for their own personal gain.

In other cases, the bad guys may turn and flee. In many instances, it may be prudent just to let them go, and hope that they learned their lesson.

Of course, mercy can come back to haunt you. A character may cross paths or swords with the same character again. It creates great story dynamics, emotion, and story continuity. This can be true even of minor, annoying characters such as stool pigeons, petty thieves, stupid monsters, and blundering thugs.

Mercy can also lead to mercy in return. A foe who was once spared by the hero may spare him during a future conflict; or he may help the character in some way. Again, this builds a relationship between the characters that might grow into mutual respect and friendship, or end in tragedy someday.

Another aspect to mercy is the question of whether the punishment fits the crime. The World in *Chivalry & Sorcery* is often harsh and violent; demonic creatures, evil sorcerers and power-hungry warriors may inflict a terrible punishment for the slightest offense. The use of discretion and consideration for extenuating circumstances will allow the characters to exhibit compassion by the fairness of the punishment they deliver. Such characters are likely to earn a reputation for being fair and just, perhaps even kind and forgiving. Unfortunately, some evildoers will view such compassion as a weakness and try to use the character's kind and generous nature to his own gain, or underestimate the true mettle of his opponent.

Most thieves come from the teeming masses of a large city, wherein a thieves' guild is often the only source of justice and exercises as much power as the city's legitimate government. Of course, not all thieves are members of a guild. Some are freelancers, evading both the authorities and the guild, living on the edge of the knife. Some are even found working on the side of the law; agents or spies who use their skills in more accepted (though equally shadowy) pursuits. A thief character must be of any neutral or evil alignment.

Sensible adventuring parties will almost always include a thief, for the skills of such a character are invaluable in reaching inaccessible places via climb walls, pick locks, and so on. In addition, dungeons frequently contain traps which must be located and disarmed, and the thief's cunning and stealth conspire to make him or her very useful in a scouting role.

Although it is said that "there is no honour among thieves," this really depends on the individual. Many selfish and cunningly evil thieves recognize the fact that they need "friends" and "accomplices." Consequently, they will not betray a friend, ally or associate, unless they feel they have no other recourse. Most of these selfish characters will "sell-out" their own mother when push comes to shove, or if the reward is great enough. Furthermore, while a loyal thief may stand and fight with his friends, and never consider stealing from them (it's bad business to steal from a friend or associate), many thieves won't think twice about holding out on them or skimming a little extra off the top - "What they don't know, won't hurt them," is a common motto of the thief. In combat the thief tends to be a quick, dirty fighter, striking fast and below the belt. Most are concerned with making a quick escape rather than beating their opponent, although the strongest and most agile may enjoy combat as much as any warrior. Many thieves are particularly adept at moving silently (prowl) to avoid confrontations and to skulk in the shadows, waiting for the right moment to strike. When they do attack a victim for the purpose of robbery, or even a foe in combat, most prefer to attack from behind or use the element of surprise to gain the upper hand. To this end, the clever thief will often have a diversion planned, whether it is a fire in the pantry, flash powder, smoke bombs, starting a brawl, or a partner causing a commotion away from the thief's objective or opponent.

Thieves specialize in burglary, pickpocketing, and muggings, avoiding bloodshed where possible. The moment a character becomes a Thief by choice, his Alignment is a minimum 10. Thieves must join

the Thieves and Beggars Guild in the town where they wish to ply their trade, paying 20% of all they steal as Guild dues. Failure to join a Guild or any cheating on Guild dues results in a backstabbing in a dark alley, for the Guild resents "freelance" operators. If a Thief is visiting any other town, he must apply to the local Guild for permission to steal and pays 50% of his "take" in dues for the first 1-3 months. Failure to observe this courtesy will most certainly result in the local Guild's taking stern measures to protect its member's rights. Thieves have the following abilities:

Experience Level	Disarm	Open	Pick	Move	Climb	Hear	Chance of Disc.		
	Trap	Lock	Pocket	Silent	Hide	Walls	Mugging		
1 Apprentice	5%	5%	5%	-	55%	-	45%/10%		
2 Apprentice	5%	5%	7%	-3%	60%	-	40%/10%		
3 Apprentice	7%	7%	10%	-4%	62%	-	35%/10%		
4 Apprentice	10%	10%	12%	-5%	7%	65%	5%	33%/9%	
5 Apprentice	12%	12%	15%	-7%	10%	67%	-	7%	30%/9%
6 Cutpurse	12%	12%	20%	-8%	12%	70%	-	7%	28%/8%
7 Cutpurse	15%	15%	25%	-9%	15%	72%	5%	8%	27%/8%
8 Pickpocket	17%	20%	30%	-10%	18%	75%	7%	9%	25%/7%
9 Pickpocket	20%	22%	35%	-11%	20%	77%	8%	10%	23%/7%
10 Pickpocket	25%	25%	40%	-12%	22%	80%	10%	12%	20%/6%
11 Burglar	35%	35%	45%	-13%	25%	82%	12%	13%	19%/6%
12 Burglar	45%	40%	50%	-15%	28%	85%	15%	14%	18%/5%
13 Burglar	50%	45%	55%	-17%	30%	87%	17%	15%	17%/5%
14 Thief	60%	50%	60%	-18%	35%	90%	20%	17%	16%/5%
15 Thief	65%	60%	65%	-19%	38%	92%	22%	18%	15%/5%
16 Thief	70%	65%	70%	-20%	40%	95%	25%	19%	14%/4%
17 Master	75%	75%	75%	-21%	43%	97%	30%	20%	13%/4%
18 Master	85%	85%	80%	-22%	45%	98%	40%	21%	12%/3%
19 Master	90%	90%	85%	-23%	48%	99%	50%	22%	10%/2%
20 Guildmaster	100%	100%	100%	-25%	50%	100%	60%	25%	5%/1%

Thieves are rated as Non-fighters until they reach level 14, at which time they convert to Fighter class for all additional Fatigue and PCF bonuses.

**DISARMING TRAPS:** The ability to remove small traps without setting them off. Thieves detect traps at a percentage 30% higher than their disarming ability.

**OPEN LOCK:** The ability to pick a lock, with 1 attempt being made every 3 turns.

**PICK POCKET:** The ability to cut a purse from a person's belt or pick his outer pockets without being discovered. Thieves are able to do a literal search of a victim without detection. There is, however, a chance that the victim will detect the attempt, and discovery means failure and identification of the pickpocket. For each level of experience above the 4th, a victim has a 5% chance of discovery per level, so that a level 10 victim would reduce the Thief's chances by -30%.

**MOVE SILENTLY:** As a Thief rises in proficiency, he develops the ability to move silently. The bonuses are subtracted from a listener's ability to hear the Thief. Elves and Hobbits also acquire this talent as a natural ability.

**HIDE IN SHADOWS:** All characters and monsters with day vision have a 75% chance of seeing a Thief hiding in shadows, and those with night vision have a 100% chance. This chance is reduced by the percentage bonus allotted to a Thief. Over 30 feet away, reduce chances of those with day vision by -5%, for each additional 10 feet the Thief is standing away from the observer. Elves and Hobbits always have a Thief's talents in this respect.

**CLIMB WALLS:** It is assumed that the thief is successful until the mid point of the climb. At that point the dice are rolled to determine continued success. If failed, the thief slip and fall. Success indicates that safe ascent or descent has been accomplished.

**MUGGING:** The ability of a Thief to "sandbag" any person not protected by a metal cap and mail coif. If the Thief has crept up to the victim (human-like figure) without being detected, he has successfully placed himself for one blow at a basic probability of 25%. If the blow lands, the victim is knocked out for 1-6 turns, permitting the Thief to rifle the body for loot without further objection on the part of the victim.

**HEAR NOISES:** Thieves being cautious people, they have developed their sense of hearing to the maximum. Whenever a Thief is listening for noises, add this bonus to his basic chance of hearing.

**CHANCE OF DISCOVERY:** A Thief always runs the risk of someone witnessing his crime. The first percentage is the chance of witnesses in a public place with a fair number of people present. The second percentage is the chance of witnesses in a relatively deserted alley or other place chosen by the thief to commit his crime. It is also the nighttime chance. Discovery automatically raises the "hue and cry," with every citizen under a strict duty to apprehend the Thief. The Thief rolls a 1-100 die in a public place or a 1-20 die in a deserted place or in nighttime. The result is the percentage chance of being caught, and a second roll is made to see if the Thief has escaped. Players may wish to have the Thief attempt to fight his way out of the trap. However, if discovered, there is also a chance of identification: 10% + 5% per Appearance point over 12 or under 8. Thieves with Appearance 1, 2, 3, 18, 19, and 20 are always remembered by witnesses. Discovery requires "laying low" for 1-10 weeks until the "heat is off," and food and quarters will cost 2-6 times as much as normal to buy the silence of the person hiding the Thief.

**DETECT HIDDEN DOOR**

The ability to detect a secret portal, panel, trapdoor, etc. A search of a 10' x 5' section of wall may be made every 5 minutes. If searching a floor, the area covered is 100 sq. ft. per 5 minutes.

**DETECT CONCEALMENT & TRAPS:** This is a skill which enables the

individual to spot and recognize camouflage, concealed structures, buildings, shelters, and caches of equipment, as well as concealed traps. Detecting a trap enables the character to avoid or safely "spring" it without injury to himself or those around him. He cannot otherwise deactivate or reset traps. Reduce the character's skill by half when looking for secret doors and compartments.

**DETECT HIDDEN OBJECT**

The ability to make a systematic search of a room, piece of furniture, or a person in order to find a deliberately concealed object of small size and/or which is readily concealable because of its nature. The time needed for the search could vary from a few minutes to half an hour or more, depending on the size and nature of the area in which the search has to be conducted.

**HIDE DOOR**

The ability to camouflage a secret portal, panel, trapdoor, etc. The HIDE DOOR is subtracted from a searcher's DETECT DOOR chances.

**HIDE TRAP**

The ability to camouflage a trap. The HIDE TRAP is subtracted from searcher's DETECT TRAP chances. All Thievish types may learn the skill, as is vital to the setting of proper trapping device. Non-Thieves cannot learn it unless they also learn DISARM TRAP.

**HIDE OBJECT**

The ability to conceal an object somewhere in a room, piece of furniture, etc., so that others will not easily find it. The HIDE OBJECT is subtracted from a searcher's DETECT OBJECT chances. If the Searcher fails in his first search, he must spend twice as long on a second search--racking his brains to find the spot where the object might be hidden--and can not have more than a 25% chance the second time. Subsequent searches double the previous time and reduce the chance by -5% each time. In short, the Concealer has been too clever for the Searcher.

**HIDE OBJECT ON SELF**

The personalized version of HIDE OBJECT which enables a person to conceal a readily concealable object on himself or another person.

**EVALUATING LOOT**

The ability to appraise the market value of any object coming into one's hands. If an error occurs, the roll represents the amount by which the Thief underhalves the item in his possession. Dwarves, Goldsmiths/Silversmiths, and Jewelsmiths have this skill when evaluating items of gold, silver, or with gems. Fighters and Armorers/Weaponsmiths have this skill when dealing with arms and these armor.

**FENCING LOOT**

The ability to find a buyer for stolen property, which may be checked each day for a particular item or small group of items. The agreed base price of the loot offered for sale is 25% of the EVALUATION made by the Thief. It should be noted that Thief does his own EVALUATION and does not ask a Thief with a 'higher' level of expertise for his opinion. The other might lie and try to get piece of the action himself for a bargain basement price. Without EVALUATION, the price offered is a flat 10% of base market value, take it or leave it! Of course, if one wants to get an honest price for one's loot, it necessary to travel to other town, where the goods are hopefully not 'hot'. There one can get the price from 25% to 50% of the actual value if one FENCES the loot to an appropriate Merchant. But failure to FENCE will bring suspicion that not is all right, and the Merchant has that a 25% chance of calling in the authorities if the Thief cannot then CON him into believing that everything is on the up and up.

**Doors**

**I**n the Middle Ages the standard doorway was about seven feet high and three feet wide. For the convenience of Game Masters some 91 different door-types have been developed to sprinkle through their worlds to confound adventurers.

Every door type has a shorthand notation to permit ease of recording on maps, in notes, etc.

- D: Standard Door
- F: Fortress Class Door
- M: Metal Door
- DD: Double Doors
- LD: Large Door
- LG: Large Gate
- P: Portcullis

After each letter is a number denoting a particular door type in that class; for instance: P-3 = portcullis number 3; five inch hardwood bars, iron reinforced, seven foot by three foot doorway covered.

**DOOR RESISTANCE AND DOOR TYPES**

Standard Doors		Basic
Door Type	Description	Strength
D-1	1 inch Softwood 7 x 3	60
D-2	2 inch Softwood 7 x 3	100

D-3	2 inch Softwood 7 x 3	125
D-4	2 inch Softwood 7 x 3	150
D-5	2 inch Softwood 7 x 3 iron-reinforced	290
D-6	3 inch Softwood 7 x 3	200
D-7	3 inch Softwood 7 x 3	225
D-8	3 inch Softwood 7 x 3	250
D-9	3 inch Softwood 7 x 3 iron-reinforced	350
D-10	1 inch Hardwood 7 x 3	80
D-11	2 inch Hardwood 7 x 3	200
D-12	2 inch Hardwood 7 x 3	225
D-13	2 inch Hardwood 7 x 3	250
D-14	2 inch Hardwood 7 x 3 bronze-reinforced	315
D-15	2 inch Hardwood 7 x 3 bronze-sheathed	425
D-16	2 inch Hardwood 7 x 3 iron reinforced	350
D-17	2 inch Hardwood 7 x 3 iron-sheathed	500
D-18	3 inch Hardwood 7 x 3	290
D-19	3 inch Hardwood 7 x 3	300
D-20	3 inch Hardwood 7 x 3	320
D-21	3 inch Hardwood 7 x 3	340
D-22	3 inch Hardwood 7 x 3 bronze-reinforced	400
D-23	3 inch Hardwood 7 x 3 bronze sheathed	520
D-24	3 inch Hardwood 7 x 3 iron-reinforced	440
D-25	3 inch Hardwood 7 x 3 iron-sheathed	600

STANDARD FORTRESS DOORS

Door Type	Description	Basic Strength
F-1	4 inch Hardwood 7 x 3	380
F-2	4 inch Hardwood 7 x 3	400
F-3	4 inch Hardwood 7 x 3	420
F-4	4 inch Hardwood 7 x 3 bronze-reinforced	500
F-5	4 inch Hardwood 7 x 3 bronze-sheathed	620
F-6	4 inch Hardwood 7 x 3 iron-reinforced	530
F-7	4 inch Hardwood 7 x 3 iron-sheathed	680
F-8	5 inch Hardwood 7 x 3	475
F-9	5 inch Hardwood 7 x 3	500
F-10	5 inch Hardwood 7 x 3 bronze-reinforced	590
F-11	5 inch Hardwood 7 x 3 bronze-sheathed	700
F-12	5 inch Hardwood 7 x 3 iron-reinforced	625
F-13	5 inch Hardwood 7 x 3 iron-sheathed	775

METAL DOORS

Door Type	Description	Basic Strength
M-1	1 inch Bronze 7 x 3	475
M-2	1 1/2 inch Bronze 7 x 3	700
M-3	2 inch Bronze 7 x 3	925
M-4	2 1/2 inch Bronze 7 x 3	1150
M-5	3 inch Bronze 7 x 3	1375
M-6	1 inch Iron 7 x 3	625
M-7	1 1/2 inch Iron 7 x 3	925
M-8	2 inch Iron 7 x 3	1225
M-9	2 1/2 inch Iron 7 x 3	1525
M-10	3 inch Iron 7 x 3	1850
M-11	3 1/2 inch Iron 7 x 3	2200
M-12	4 inch Iron 7 x 3	2500

DOUBLE DOORS

Door Type	Description	Basic Strength
DD-1	2 inch Hardwood 7 x 3 x 2	300 (150)
DD-2	3 inch Hardwood 7 x 3 x 2	300 (150)
DD-3	2 inch Hardwood 7 x 3 x 2 Bronze-Reinforced	500 (250)
DD-4	2 inch Hardwood 7 x 3 x 2 Bronze-Sheathed	600 (300)

LARGE DOORS AND GATES

Door Type	Description	Basic Strength
LD-1	3 inch Softwood 10 x 5	450
LD-2	3 inch Hardwood 10 x 5	650
LD-3	4 inch Hardwood 10 x 5	875
LD-4	4 inch Hardwood 10 x 5 Iron-reinforced	1200
LD-5	5 inch Hardwood 10 x 5	1100
LD-6	5 inch Hardwood 10 x 5 Iron-reinforced	1450
LD-7	6 inch Hardwood 15 x 8	2000
LD-8	5 inch Hardwood 10 x 5 x 2 Iron-reinforced	2400 (1200)
LD-9	6 inch Hardwood 15 x 8 x 2 Iron-reinforced	4000 (2000)
LG-10	5 inch Bronze 15 x 8 x 2	6500 (3250)

PORTCULLUSES

Door Type	Description	Basic Strength	Weight
P-1	3 inch Hardwood 7 x 3 Iron-reinforced	2000	300
P-2	4 inch Hardwood 7 x 3 Iron-reinforced	2450	375
P-3	5 inch Hardwood 7 x 3 Iron-reinforced	3125	445
P-4	1/2 inch Iron Bars	1375	370
P-5	1 inch Iron Bars	2750	740
P-6	1 1/2 inch Iron Bars	4550	1100
P-7	2 inch Iron Bars	6250	1480
P-8	5 inch Hardwood 10 x 6 Iron-reinforced	10,000	2775
P-9	6 inch Hardwood 10 x 10 Iron-reinforced	15,000	4600
P-10	3 inch Iron Bars 10 x 6	22,500	6500
P-11	4 inch Iron Bars 10 x 10	28,000	14000
P-12	5 inch Iron Bars 10 x 10	35,000	17500

SECURING DOORS

Doors may be secured by one or a combination of the following methods: locking, bolting, barring, bracing, jamming (with spikes), or by holding with physical strength.

If a door is locked, bolted, or barred, the resistance of the door to opening from the side opposite the security (locks work on both sides; bars and bolts only against the side of the door opposite the bolt or bar) is the basic strength of the door. If more than one of these locking mechanisms is used at the same time, increase the strength of the door by +10% per additional locking device

used.

It is quite possible for a door to have a lock, bolt, and bar combination. Some doors could have two or three bolts, or several bars, especially large doors and fortress doors/metal doors.

**Bracing** with logs, timbers, etc., is possible. The brace is wedged against the door and floor, imparting a locking resistance equal to the basic strength of the door. If used in combination with a lock, bolt, or bar, a brace adds +15% to the strength of the door. One such brace may be used for every eighteen inches of door. There is a 20% chance that a battering impact will knock the timber loose on the other side of the door, with a 10% chance or replacing it before an otherwise unsecured door could swing open. There is also a chance that a timber brace will be driven through a wooden door that has sustained 50% damage to its total strength: 25% chance - 3% per inch of thickness of the door that the brace is driven through in a five minute turn of battering. Such an event reduces the strength of the door by 5d6 points, and the brace is considered useless.

**Wedging with Spikes** will impart a temporary locking resistance equal to 10% of the door's strength per spike used. Spikes have a 25% chance of being knocked loose by a battering impact against the door. Spikes must be wedged against the direction the door will swing open to be effective, and only one spike may be placed every six inches along the floor. Sword and dagger blades may double for spikes in an emergency, unless the space under the door is too wide for such improvised wedges. The chance of replacing a spike (if one is ready to hand) is 20% + Dexterity before a door swings open.

**Blocking the door** with heavy furniture, kegs, etc. If the object weighs 100 dr. (or pounds) it will impart 10% locking strength, to a maximum of fifty points. For each additional 100 dr. of blocking material, add an additional 15% or 75 points. In any event, the door's strength cannot be exceeded by the materials so used. However, the blocking material may itself be equivalent to a barricade (rate as a softwood door type, according to the nature of the blocking objects used) if it is substantial enough. A battering impact has a 20% chance of shifting such blocking material, with a loss of 2d20% of the door's basic strength if it is secured in no other way.

**Holding the door** with brute strength is possible. A character leans against the portal and gains 20 points of resistance per 100 dr. (pounds) of weight - including his armour and gear, plus two points per strength point over 12. Characters with superhuman strength add 1d10 points per 100 dr. of weight in addition to the foregoing. There is, however, a 50% chance -5% per 100 dr. of the character's weight that he will be bashed away from the door by a battering impact equal to or greater than his holding resistance. Each turn of blocking expends 1d6 fatigue points. Superhumans lose 1-3 when holding doors, and their chances of being battered away from a door are halved.

The resistance a door will put up is far from constant. An unsecured door, for instance, will put up no resistance and should swing open with relative ease. Of course, it could be sticking because it is rusty or the hinges are misaligned, requiring the standard opening doors dice rolls to unfreeze it. But only if a locking device is engaged will the basic strength, the hinge strength, and the strength of the engaged locking devices be used to resist entry. The moment that the securing device(s) cannot keep the door shut or the materials composing the door are shattered, the doorway will be opened.

Every door does not come equipped with all of the bolts, bars, locks, and the like which are indicated in the Door Tables. It is for the Game Master to decide whether or not they are present. For that matter, he can modify the strength of hinges, bolts, bars, and locks somewhat for variety. He can, for example, stipulate that a hinge is defective, which reduces the hinge strength proportionately, or a bar may be weakened to 50% of its apparent strength, and so on. It is similarly possible to make provision for the door itself to be damaged, thereby reducing its basic strength. Such modifications are both valid and even advisable in the case of places of mystery which have been left untended and unmaintained for years. Locks rust. Wood rots. And so on.

REDUCING THE BASIC STRENGTH: CHOPPING

The basic strength of a door may be attacked directly (ignoring all other values) if there is any wood showing. Usually, only one or two men will have the room to chop holes through the door. The damage imparted every five minute period is:

Tool/Weapon	Softwood	Hardwood	Reinforced
Hand Axe	1/2 WDF x blows	1/2 WDF x blows	nil
Woodsmen's Axe	1 1/2 WDF x blows	1 WDF x blows	1/2 WDF x blows
War Axe	1 WDF x blows	1/2 WDF x blows	1/4 WDF x blows
Battle Axe	1 1/2 WDF x blows	1 WDF x blows	1/2 WDF x blows

Damage is computed by multiplying the damage number x WDF of the character x number of blows the character possesses with heavy weapons. Magical weapons add +1 point of damage per magical increment. Superhumans add +1 WDF per level of superhuman strength. Woodsmen add 1 point of damage to each blow (for expertise).

BATTERING DOORS: THE RAM

The total resistance of doors may be reduced by battering. One or more characters may batter down a door by using some solid, rather massive object such as a log, heavy table, etc.

Battering is done by multiplying the roll of 1d6 x number of men using the ram x 5 in a five minute period. Heavy rams (10+ men) do 150% damage.

Improvised rams do only 50% damage and are effective only against wooden and reinforced wooden doors. Proper battering rams are required to do the job effectively!

Superhumans count as two men on a ram. Titanic strengths count as three men. Irresistible strengths count as four men, and invincibles as five men. Small characters (excluding dwarves) and small monsters such as kobolds, orcs, etc. count as ½ man.

Such factors as the accessibility of the door, the size of the ram, and whether the rammers are working on stairs, etc. should be taken into account. Game Masters should not shrink from exercising discretion and modifying damage figures downward to account for difficult working conditions or inappropriate ramming weapons.

When a character is holding a door to keep it closed, a running total of the damage done would be compared to his locking resistance. If the damage equals or surpasses his resistance in a five minute period, check for his being bashed away at 50%. Holding, it should be noted, is effective only when the locking devices have all been ruined or are not present.

#### BATTERING DOORS: THROWING ROCKS

Mages may be able to throw rocks at a door if they possess Basic Magick Create/Detach/Accelerate porous rock or dense rock spells.

- Dense rock missiles will do 10 x EDF of caster x number of volumes x 1d6 points of damage.
- Porous rock missiles will do 6 x EDF of caster x number of volumes x 1d6 points of damage.

If the target is a simple wooden door, double the damage. Reinforced and metal doors take damage as outlined above.

If the damage is 51+% of the total resistance of the door (remaining resistance), check for a bash at +20% per volume of rock thrown. A successful bash signifies that the door has been broken in. The missile will continue through the door, wrecking havoc.

Until the doors are broken, the spheres of rock hurled magically at the door will shatter, sending 1d6 fragments back from the door. These ricochettes are to be treated as crossbow bolts with a 10% chance of hitting anyone in line of sight and within thirty feet of the door. Also, remember that the expended rock will begin piling up at the foot of the door and may become an obstacle and even an added protection for the door. So Remove Rock from time to time.

#### CRITICAL HITS ON BATTERED DOORS

When a door has suffered 51+% damage, and each subsequent 10% loss of total strength, there is a 4d6% chance of a critical hit. The percentage chance is determined and 1d100 is rolled by the attackers.

A success indicates that a hinge has given way, a locking device has failed, etc. The Game Master, at his discretion, will indicate which defense has failed. The value of that failed item is immediately deducted from the total resistance.

It should be noted that doors whose hinges have all failed will be held in place only by the resistance of the locking mechanisms. The basic strength of the door no longer applies.

#### BASHING DOWN DOORS

It is possible for large men, creatures, and superhumans to kick down doors – either breaking the lock, bolt, bar, etc., or dislodging spikes, blocking materials, or braces. Only one attempt is allowed per five minute turn, and a door of the following types may be so attacked with effect:

D-1 through D-14.

The chances of a successful bashing are computed as follows:

Carrying Cap./100 + 1d6 x STR = Battering Impact (x 1d6 for STR/17+)

If the battering impact equals or exceeds the total resistance of the door, it is broken open. If the battering impact is less than the resistance of the door, the door suffers 10% of the battering impact in damage if over three points.

The character also pays 10% of his battering impact in fatigue point loss if he fails to break down the door. If the character has not enough fatigue points to cover the expenditure, the remainder are lost from the body.

Characters with Constitutions under 16 will also do a CON CR or suffer an additional 1d6 points of damage.

#### PORTCULLUSES

Portculluses may be chopped (wood) or battered (if metal). They may also be raised by main force. The percentage chance of raising a portcullus one foot (checked each foot the portcullus is raised) is:

Carrying capacity of lifter(s)/weight of the portcullus

If a portcullus is defended from the other side, a lift cannot be attempted safely and no character or monster will try it unless insane or berserk (enemy will have an automatic hit).



## Locks

Locks are at once the bane of adventurers and the delight of Game Masters. Locks deny easy access to treasures and escape routes, providing no end of frustration to desperate men as they attempt to penetrate the secrets of a place of mystery. Fortunately for them, most locks of the Middle Ages were large and cumbersome, with wards readily manipulable by a skilled thief. Such locks are typical of any prescientific technology and therefore serve as models for those likely to appear in any fantasy role-playing game, not just those taking place in a feudal setting.

#### LOCK TYPES & CLASSES

Locks are grouped into several basic types; door locks, padlocks, and chest/trunk/strongbox locks. Each of these types, in turn, is classified according to efficiency and security. For ease of notation in Game Masters' notebooks, the abbreviation DL is used for door locks, PL for padlocks, and CL for chest locks, followed by a class number which indicates the general degree of difficulty posed by the lock.

#### LOCK CONSTRUCTION

Locks will be fashioned by skilled artificers. Class 1-2 locks can be made by Blacksmiths and Armourers of superior intelligence and dexterity (INT and DEX 13+). However, they will require a working model to copy. Class 1-6 locks may be designed and fashioned by members of the Goldsmiths' Guild. Dwarves are very handy at making locks and should be generally regarded as having the capabilities of a goldsmith (non-mage craftsman).

The real experts at locksmithing are the mage classes of Goldsmith and Mechanician, who can design and fashion locks of any class. These classes should be regarded as Locksmiths.

A Locksmith can fashion a lock in 3 days + 2 days per class of lock - 1 day per three experience levels he possesses. A Locksmith can fashion on class level of lock for every two experience levels he attains. After experience level six, he may fashion a class of lock for every experience level he attains thereafter. For example, a Locksmith of experience level 9 could make a class 6 lock.

It should be noted that characters who elect for the Thief class will never become proper Locksmiths. It is possible, however, that a character with locksmithing ability might occasionally do some thieving as a sideline.

#### UNDERSTANDING LOCKS

In C&S provision is made for 'understanding mechanisms' as an outgrowth of Wisdom. Any character with WIS/13+ is assumed to have a respectable mechanical aptitude and a basic 10% chance of 'understanding' the likely purpose and workings of a mechanical device - such as a lock. He has an additional +5% chance per Wisdom point over 14.

In the matter of understanding locks, several bonuses may be obtained if a character is a thief or a person with locksmithing experience:

1. Thieves add +3% to understanding locks per experience level. Locksmiths add +4% to understanding locks per experience level.
2. Thieves and locksmiths require 1-6 minutes of study to understand locks. All other elates of character require 5-30 minutes of study to understand locks.

Understanding locks is essential if a character who is not a Thief or Locksmith wishes to pick a lock. Failure to understand prevents any success at unlocking the mechanism by any means except a key.



Thieves must understand the first time they meet up with a class or type of lock they have not picked before. Failure to understand the lock prevents use of Thieving bonuses for lock-picking gained through experience, and only the basic Dexterity percentage can be used. Once a new lock class or type has been picked, the Thief will automatically understand a similar lock in the future.

Locksmiths automatically understand any lock class or type which they have learned to make. However, in the case of locks which they cannot fashion at their current experience level, they must understand in the same manner as Thieves (see above).

PICKING LOCKS

Locks present varying degrees of difficulty to those attempting to manipulate their wards. This degree of difficulty is given as a negative percentage in the Lock Tables which is deducted from the Character's chance of success at picking the lock.

The basic chance of picking a lock therefore is:

$$\text{DEX Bonus} + \text{Experience Bonus} - \text{Penalty for Class of Lock}$$

This basic chance can be modified as follows:

- Thieves who do not understand a new lock lose all experience bonuses.
- Locksmiths who meet with a lock beyond their ability to fashion and who do not understand lose all experience bonuses.
- Non-Thieves or Non-Locksmiths have only their Dexterity bonuses.
- A Thief or Locksmith without his tools (lock picks, skeleton keys, etc.) loses % of his experience bonuses.

If a Thief or Locksmith chooses to understand a lock he is already familiar with, success brings a +10% bonus for full understanding of that particular lock. Only one attempt may be made for a given lock.

TIME REQUIRED TO PICK LOCKS

Locks present varying degrees of difficulty to those attempting to manipulate the wards. Thus, time and effort will have to be expended. The time required to pick a lock can vary from less than a minute to many minutes, depending upon the type and class of lock and the effort made. The more intense the effort, the greater the chance that a lockpicker will experience a fatigue (from deep concentration) or make a mistake:

Effort	Time Required to Pick the Lock	Fatigue Loss	Penalty
Studied	3 minutes x class of lock	0	
Hurried	2 minutes x class of lock	1 pt. x Class of Lock/4	-1d6%
Rushed	1 minute x class of lock	1 pt. x Class of Lock/3	-2d6%
Frantic	½ minute x class of lock	1 pt. x Class of Lock/2	-2d6%
Desperate	¼ minute x class of lock	1 pt. x Class of Lock	-3d6%

LOCK-PICKING TOOLS

Thieves and Locksmiths will tend to possess the tools of the trade. Thieves will buy a B&E (Break and Enter) Kit from the local Thieves' Guild at a cost of 5d6 GP. Honest Locksmiths can fashion their own Locksmithing Kit at a cost of 1 GP in about a week.

The kit includes a number of lock picks, skeleton keys, a coil of wire, a coil of fine cord, a cold-chisel and small hammer, and a pair of pliers.

A B&E Kit allows the Thief/Locksmith to use his full experience bonus when picking locks. If bad comes to worse, he can always use the hammer and cold-chisel.

MASTER SKELETON KEYS

Locksmiths can produce master skeleton keys once they reach experience level 10. A master key can open a lock of a particular class and type, for example, a PL-4 or padlock/class 4. The time required to fashion such a key is twice that required to construct a lock of the same type, and it increases lock-picking chances by +10% for that type and class of lock.

Such keys are expensive (black market price = 1 GP x class of lock) and cannot be readily obtained. When used, there is a good chance that the key will break in a lock if it fails to open it the first time an attempt is made, 5% x class of lock. If a key breaks in a lock, the Thief/Locksmith will have to fish it out with a chance equal to his lock-picking percentages. A B&E Kit is required to perform such an operation, especially pliers.

IMPROVISED LOCK-PICKING TOOLS

When a Thief/Locksmith does not have a B&E Kit, he may improvise with a bit of wire, etc. This reduces his experience bonus by one half. (Non-Thieves are assumed to use improvised tools when breaking in.)

ENCHANTED PASS KEYS

Mechanicians can enchant a magical pass key as a simple magical device. The pass key targets on the lock at 60% (30% if the lock is itself magical) and if targeting is successful, all penalties for that lock are negated.

A total of 39 such keys would have to be enchanted to open every type and class of lock. Each key requires 3/10 dr. of gold (plus other matter) for its construction for keys of class 9+, 3/10 dr. of silver for keys of class 5-8, and 3/10 dr. of copper for keys of class 1-4. A key may be used up to seven times in one day.

If an enchanted pass key fails to target a lock, there is a 2% chance per class of the lock that it will be broken off (and ruined forever). Also, if it fails, it cannot be used again on the same lock within a 24-hour period. Such keys break in magical locks at 4% per level of the lock.

MASTER THIEVES' B&E KIT

When a Thief reaches experience level 15 he becomes a Master Thief and acquires a truly fine B&E Kit (cost is six times that of a standard kit or 150 GP). The kit contains 10 master skeleton keys for locks up to class 6, a high-grade lock pick giving a +5% advantage on one of the three types of locks (door, padlock, or chest), a cold-chisel which does double damage to locks and chains, and a wire snake with a clamp hook on one end which can be used to manipulate small objects up to ten feet away. The kit also includes a stethoscope which permits hearing clearly through doors and walls from 1-6 inches thick (roll 1d6).

Such kits may be acquired by lower class Thieves by blind chance - or by outright assassination of a Thief who has one. They may also be purchased from the local Guildmaster (if he likes you) for the increased cost of 1d6 x 150 GP. Usually, they fall into the hands of most junior Thieves by discovery - as in a place of mystery, on the remains of a Master Thief who did not make it.

KEYHOLES

Keyholes are very interesting and useful devices:

1. It is possible to look and listen through keyholes that pass right through doors. Game Masters should face reality and stop being too secretive. A good Thief will learn a lot by keyholing a situation and, unless Undead are present in the next room/corridor, any creatures on the other side will likely be heard if not seen. Thus, no checks for listening should be necessary when keyholing is going on.
2. Keyholes may be blocked by things - such as keys thrust in from the other side of the lock. A Thief has a 3% chance per experience level of knocking an obstructing key out of a keyhole so that he can go about picking the lock. Thieves with a snake (Master B&E Kit) can use the snake to reach under the door, grapple the key from the other side, and pull it through to be used from his side! The chance of success is equal to his experience bonus for picking locks + dexterity bonus - 2% per class of the lock.
3. Spells may be fired through keyholes (generally a blind shot) of class 1 through 4.
4. Reminded of an anecdote, I recall the story of a group of anthropologists who put a chimpanzee into a room and then began observing it from a one-way mirror. The chimp had moved out of sight, so one of the anthropologists went to the keyhole to look into the room on the blind side. An eyeball was pressed up against the other side of the keyhole, looking out! Game Masters and players should take note of this lesson.
5. Keyholes will allow light to pass through from the other side and will be observed by people passing by. This is a clear tip-off that someone is in the room behind the door, etc. Game Masters should be alert to mention such facts.
6. Keyholes may be damaged because of direct attacks against the lock and may prove to be impassable to a key or lock-pick.

LOCKS WITHOUT KEYS

While most locks have keys, there are exceptions. The Chinese Box is an example, and it requires the manipulation of various parts of the box to open it. Similarly, Secret Doors could have a triggering mechanism secreted somewhere along the wall. In such instances, the mechanism must be understood to work it. If the unlocking mechanism is hidden, it must be found first and recognized for what it is.

Mechanicians will have the best chance of understanding such devices: double their understanding percentages. If they understand, the lock can be readily opened.

All others attempting to unlock such a device must understand and then pick locks as usual. Such locks will always be class 5-15. Picking the lock is manipulating the mechanism.

Further, some secret doors will require a verbal key or password like 'Open Sesame.' Usually, some clue is obtainable which can be interpreted to solve the problem.

Finally, it should be noted that some doors are intentionally designed to be locked only from one side, so their locks cannot possibly be picked from the blind side.

Lock Class	Lock Dim.	Resistance vs picking	% to Hit Squarely	Hit Points	Range of Locking	Cost to Thieves' Purchase	Exper.
DL-1	7 x 6	-	25%	100	100-250	2 GP	20
DL-2	7 x 6	-5%	22%	110	100-250	3 GP	30
DL-3	7 x 6	-7%	20%	125	125-250	5 GP	40
DL-4	7 x 6	-10%	18%	150	150-300	7 GP	50
DL-5	7 x 6	-12%	15%	175	150-300	10 GP	60
DL-6	7 x 6	-14%	12%	200	200-350	12 GP	70
DL-7	7 x 6	-16%	10%	250	250-400	15 GP	80
DL-8	6 x 5	-18%	9%	120	75-200	16 GP	90
DL-9	6 x 5	-20%	8%	130	75-200	17 GP	100
DL-10	6 x 5	-22%	7%	140	75-200	20 GP	110
DL-11	6 x 5	-25%	6%	150	75-200	25 GP	120
DL-12	5 x 4	-27%	5%	110	50-175	15 GP	135
DL-13	5 x 4	-30%	4%	115	50-175	20 GP	150
DL-14	5 x 4	-35%	3%	120	50-175	25 GP	175
DL-15	5 x 4	-40%	1%	125	50-175	30 GP	200

Lock Lock Resist. % to Hit Hit Points Range of Cost to Thieves'

Class Dim.	vs picking	Squarely to Destroy	Locking Resistance	Purchase	Exper.
PL-1	4 x 3 x 2 -	30%	100	100	2 GP 20
PL-2	4 x 3 x 2 -5%	27%	100	100	3 GP 30
PL-3	4 x 3 x 2 -7%	25%	100	100	4 GP 40
PL-4	4 x 3 x 2 -10%	23%	100	100	5 GP 50
PL-5	3 x 2 x 2 -15%	20%	75	75	6 GP 75
PL-6	3 x 2 x 1½-18%	18%	75	75	7 GP 90
PL-7	3 x 2 x 1½-20%	16%	75	75	8 GP 100
PL-8	3 x 2 x 1½-22%	12%	75	75	9 GP 110
PL-9	2 x 2 x 1½-25%	9%	60	60	10 GP 120
PL-10	2 x 2 x 1½-30%	7%	60	60	12 GP 150
PL-11	2 x 2 x 1½-35%	6%	60	60	15 GP 175
PL-12	2 x 2 x 1½-40%	5%	60	60	17 GP 200

Lock Class	Lock Dimensions	Resistance vs picking	% to Hit Squarely	Hit Points to Destroy	Cost to Purchase	Thieves' Exper.
CL-1	3 x 2 x 2	-5%	15%	100	3 GP	30
CL-2	3 x 2 x 2	-7%	12%	110	4 GP	40
CL-3	3 x 2 x 2	-10%	10%	120	5 GP	50
CL-4	3 x 2 x 2	-15%	9%	130	7 GP	75
CL-5	3 x 2 x 2	-18%	8%	140	10 GP	90
CL-6	3 x 2 x 2	-20%	7%	150	12 GP	100
CL-7	2½ x 2 x 2	-25%	6%	70	4 GP	120
CL-8	2½ x 2 x 2	-27%	5%	80	7 GP	135
CL-9	2½ x 2 x 2	-30%	4%	90	10 GP	150
CL-10	2 x 1½ x 1½	-35%	3%	40	15 GP	175
CL-11	2 x 1½ x 1½	-40%	2%	50	25 GP	200
CL-12	2 x 1½ x 1½	-45%	1%	60	30 GP	250

DOOR LOCKS

Door Locks are set into the very structure of the door. They tend to be fairly easy to pick because of the large keyholes and easy access thus provided to the clumsy wards inside. Superior locks have smaller keyholes and thus increase the difficulty of ward manipulation.

PADLOCKS

Padlocks are also quite large and rather cumbersome devices. Such locks are used to secure chains, chests, and even doors. They are more vulnerable to direct attack with weapons and tools than are door locks, and they cannot sustain the same amount of damage

CHEST/TRUNK/STRONGBOX LOCKS

Locks on chests and the like tend to be set into the lids (although padlocks could also be used to secure them). Chest locks tend to be rather sturdy, hard to hit squarely to smash them, and very hard to pick.

CHESTS, TRUNKS, AND STRONGBOXES

The name of the game is Security when it comes to chests and their relatives. They are constructed with an eye to strength and may prove very, very difficult to smash open.

Chest/Trunk/Strongbox Class	Dimensions	Points	Weight	Comments	% to Hit Squarely
CB-1	2½ x 3 x 2½ *	150	200	2" hardwood; iron-reinforced	27%
CB-2	2½ x 3 x 2½ *	175	230	2½" hardwood; iron-reinforced	25%
CB-3	2½ x 3 x 2½ *	200	260	3" hardwood; iron-reinforced	23%
CB-4	3 x 3½ x 2½ *	250	300	3" hardwood; iron-sheathed	20%
CB-5	3 x 3½ x 2½ *	300	300	3" hardwood; iron-sheathed	18%
TB-1	3 x 3½ x 2½ *	40	85	1" hardwood, wood-bound	30%
TB-2	3 x 3½ x 2½ *	50	100	1½" hardwood, wood-bound	31%
TB-3	3 x 3½ x 2½ *	60	110	2" hardwood, wood-bound	32%
TB-4	3 x 3½ x 2½ *	80	130	2½" hardwood, wood-bound	33%
TB-5	3 x 3½ x 2½ *	100	150	3" hardwood, wood-bound	35%

SB-1	8 x 12 x 6	175	25	1" hardwood, iron-reinforced	15%
SB-2	8 x 12 x 6	250	60	½" iron	14%
SB-3	10 x 16 x 8	300	100	½" iron	13%
SB-4	10 x 16 x 8	500	200	1" iron	12%
SB-5	12 x 20 x 10	750	450	1½" iron	10%
SB-6	18 x 30 x 18	1200	1075	1½" iron (actually a safe)	5%

\* Note that all dimensions have been given in inches. Those followed by an asterisk (\*) are given in feet.

SPECIAL LOCKS

Complex locking mechanisms can be devised by Game Masters and players who require unique and frustrating security measures. Such mechanisms are the epitome of the Locksmithing art and should not be particularly common or cheap. The rules governing special locks are:

1. They must be fashioned by Goldsmiths or Mechanics of level 10+.
2. There may be one locking mechanism in a lock per five experience levels of the maker, to a maximum of four mechanisms.
3. The locking mechanisms will be encountered in order of ascending difficulty, beginning with the apparent class of the lock.
4. The strength of the lock (damage points) is the sum of the individual mechanisms combined in it.
5. The cost of the lock is six times the cost of each of the mechanisms in it.
6. The Thief (or whoever is picking the lock) must successfully pick the lock as it appears in order to determine that it is

more complex.

7. When it is discovered to be a special lock, the Thief must attempt to understand the next mechanism in order to attempt to pick it.
8. The Thief receives basic experience for each unlocking operation as if he was opening separate locks. If he is successful on each initial attempt, he receives three times the experience. Using Mechanician's passkeys brings only basic experience.
9. Mechanician's passkeys may be applied at the rate of one trial per 10 seconds. If the right key is used at each stage of the operation, the user will know it. Only the first attempt with the correct passkey will count as an attempt to unlock for Thieves.

The following example will illustrate these rules:

A special lock is encountered by a Thief. It appears to be a class 4 door lock, but it is actually class 4/7/8/10. The Thief gains an initial success on the class 4 lock, but the lock remains secure. He attempts to understand what has happened, and discovers that a class 7 mechanism is also present. Being a very high level Thief, he has no difficulties in unlocking it. Still the door lock remains secure. Attempting to understand again, he is unsuccessful. Normally, this would end the operation, but in such instances the Thief will be given as many attempts to understand as he requires (with a 5-30 minute time lag for each attempt). This is also the case for Locksmiths, who will have a 1-6 minute time lag for understanding attempts. Finally successful, the Thief finds that he has a class 8 mechanism to pick. He succeeds, and still the lock holds firm! Understanding is again necessary before he can find the final class 10 mechanism. With success, he receives experience for 4 locks, a total of 40 + 80 + 100 + 200 = 420 experience points. He successfully unlocked each mechanism on the first attempt as well, so he receives three times the experience or 1260 experience points. If he had failed with any of the locks on his first try, he would obtain experience only for those locks he picked on the first attempt. If he had given up before unlocking the door, no experience would have been awarded.

If the direct approach had been chosen, the resistance of such a lock would have been 50 + 250 + 120 + 140 = 660 damage points, with a percentage chance to hit squarely at 18% (class 4 lock).

The cost of such a lock to a purchaser would have been 6 x (7 + 12 + 15 + 20) = 324 GP. Clearly, considering the expense, such a lock would be used to guard only the most treasured of possessions. Incidentally, it would require 70 days to fashion. Mass production of complex devices is not a strong point with pre-industrial societies.

It is equally clear that special locks will be beyond the ability of anyone except trained Locksmiths and Thieves to understand or pick.

MAGICAL LOCKS

Mechanician Artificers and Goldsmiths who are mages may fashion locks which are completely magical. Such locks may be of any size or type, but they will always be of the highest class of lock which the mage was able to fashion. The strength of such locks is double the damage points allocated to a normal lock of the same size. Also, -2% penalties per MKL of the mage will be added to the lock-Picking resistance.

Such locks will not be special locks in that only one mechanism will be inside. However, the experience factor of the mage will determine whether a Mechanician's passkey will work. If the passkey was made by a mage at a lower experience factor, it will fail. If it is at an equal or higher experience factor than the factor of the lock, it will function normally and negate all penalties on the lock upon targeting at a 50% chance. Keys at a lower experience factor, or those failing to target on the lock, will be deemed to have suffered a backfire and will be inoperable for 1d6 days.

HOLD PORTAL/ASTRAL LOCK

If a Hold Portal spell is placed upon a lock, it will not open for the duration of the spell, even though the lock has been successfully picked. When the spell is exhausted, the locking effect is ended.

If an Astral Lock is placed upon a lock, it cannot be picked for the duration of the spell. The wards of the lock are deemed to be frozen and incapable of manipulation by any means. If an Artificer's passkey is used in such a lock, there is a 2% chance per class of the lock that it will be snapped off in the keyhole.

Breaking In

When finesse and skill don't work, locks will have to be overcome by more direct measures.

DOOR LOCK DESTRUCTION

There are several ways to attack door locks, depending upon the type of tool being used.

Chopping Locks Out of the Door: When locks are set into wood or metal-reinforced wood doors, axes may be employed to chop around the lock. Characters do not have to aim at the lock, only the door itself, and therefore make only a roll for damage assessment. A percentage result is given, indicating the amount of the door cut away around the lock. When 101% is attained, the door has been separated from the lock:

Tool/Weapon Thickness of Wooden Door	Used	1 inch	2 inches	3 inches	4 inches	5 inches	6 inches
--------------------------------------	------	--------	----------	----------	----------	----------	----------

Hand Axe	3d6%	2d6%	1d6%	1/2 d6%	1/2 d6%	1/2 d6%
War Axe	5d6%	3d6%	2d6%	1d6%	1d6%	1/2 d6%
Battle Axe	7d6%	5d6%	3d6%	2d6%	1d6%	1d6%
Wood Axe	8d6%	6d6%	4d6%	3d6%	2d6%	1d6%

Tool/Weapon	Thickness of Reinforced Wooden Door
Used	2 inches 3 inches 4 inches 5 inches 6 inches
Hand Axe	1d6% 1/2 d6% 1/2 d6% 1 1
War Axe	1d6% 1d6% 1/2 d6% 1/2 d6% 1/2 d6%
Battle Axe	3d6% 2d6% 2d6% 1d6% 1/2 d6%
Wood Axe	3d6% 2d6% 2d6% 1d6% 1/2 d6%

Superhumans add 1d6 to their damage per level of superhuman strength Forester/Woodsmen and Elves add 1d6 to their damage.

Hardwood reduces damage to 3/4 normal. Old and/or rotting wood doubles normal damage.

There is also a chance that a character will mishandle his weapon or tool and accidentally hit the lock or a strip of metal reinforcing. The chance is 25% - 2% per experience level, checked by the Game Master at the end of each five minutes. A hit of this kind will seriously nick the weapon/tool, reducing its damage by 10% unless it is sharpened.

When a weapon reaches 50% efficiency, it has a chance of being ruined if another nick occurs. It also will do 50% of normal damage if used in a fight.

Bash the Lock: Characters may choose to attack the lock itself. The various locks have a % to Hit to which the character's hit probabilities are added. The door lock is checked once at the end of each five minutes. If it has been hit squarely, damage is assessed. In the case of one inch or two inch wooden doors, hits are automatic.

Door locks have a damage point value which is used to determine the amount of damage the lock can sustain before it fails. Until it is destroyed, it will continue to hold the door securely. Only locks with keyholes may be attacked in this manner.

Tool/Weapon	Resistance of the door Lock Under Attack
Used	400 350 300 250 200 175 150 125 100 75 50
Mace	2d6% 2d6% 2d6% 2d6% 2d6% 3d6% 3d6% 3d6% 4d6% 5d6% 6d6%
Morning Star	1d6% 1d6% 1d6% 1d6% 2d6% 2d6% 2d6% 3d6% 3d6% 4d6% 6d6%
Flail	2d6% 2d6% 2d6% 2d6% 2d6% 2d6% 3d6% 3d6% 4d6% 5d6% 6d6%
War Hammer	3d6% 3d6% 4d6% 4d6% 5d6% 5d6% 6d6% 6d6% 7d6% 8d6% 9d6%
Sledge	3d6% 3d6% 4d6% 4d6% 5d6% 5d6% 6d6% 6d6% 7d6% 8d6% 9d6%
Large Club	1d6% 1d6% 2d6% 2d6% 2d6% 2d6% 2d6% 2d6% 2d6% 3d6% 5d6%
Small Club	1/2d6% 1/2d6% 1/2d6% 1/2d6% 1d6% 1d6% 1d6% 1d6% 1d6% 2d6% 2d6%
Cold Chisel	4d6% 4d6% 4d6% 4d6% 4d6% 4d6% 4d6% 4d6% 4d6% 4d6% 4d6%
Pick Axe	1d6% 1d6% 1d6% 2d6% 2d6% 2d6% 3d6% 3d6% 3d6% 4d6% 5d6%
Crow Bar	1/2d6% 1/2d6% 1/2d6% 1/2d6% 1d6% 1d6% 1d6% 2d6% 2d6% 3d6% 3d6%
Improvised Ram*	1d6% 1d6% 1d6% 1d6% 1d6% 2d6% 2d6% 2d6% 3d6% 3d6% 2d6%
Battering Ram*	2d6% 2d6% 2d6% 2d6% 2d6% 3d6% 3d6% 3d6% 3d6% 3d6% 3d6%

The characteristics of the door will modify the damage done:

- Wooden door 1 or 2 inches thick: +1d6 if unreinforced
- Reinforced door: 3/4 damage
- Metal Door: 1/2 damage
- Superhumans add +1d6 per level of superhuman strength.

\* Battering rams are a special case. Damage is assessed per man on the ram. Superhumans count as one man per superhuman strength level. Small creatures (excluding Dwarves, but including orcs, goblins, kobolds, and the like) equal Vi man. Improvised rams are heavy and stout tables, timbers and the like, which are picked up on site. They have a 10% chance per turn (cumulative) or being so bashed up themselves that they cannot be used with effect. Battering rams proper are prepared siege devices with armoured heads. The number of men working a ram depends upon the size of the device (one man per two feet of length) and the physical conditions surrounding the employment of the ram. Ramming upstairs or in confined spaces reduces the effect by 1/2. Thus, for example, ramming upstairs against a reinforced door would produce 1/2 x 3/4 damage = 38% damage.

Damage will not be assessed against a lock if it is missed. The damage is determined at the end of a five minute turn if the lock was struck squarely. In the case of battering rams, a miss is assessed against the strength of the door itself (see Doors).

As the damage is reduced, further damage is assessed against the new resistance of the lock. For example, if a 400-point lock was reduced to 350, damage would be read from the 350 column. The effects of damage are cumulative and work against the battered lock.

THE ROCK IN THE LOCK TRICK

Mages possessing the Basic Magick spells for Create/Detach/Accelerate Rock may attempt to fire a tiny magical missile into the keyhole and, when the rock materializes inside the mechanism, there is a chance of exploding the lock.

The rock will be targeted inside the mechanism at 60% + the mage's bonuses - 3% per class of the lock (-5% if the lock is magical).

Successful targeting will either unlock the mechanism or jam it. Such jamming will occur at +3% per class of the lock (+5% if the lock is magical). Doors with jammed locks will literally have to be bashed off their hinges or otherwise destroyed to gain passage. The same is true of strongboxes and chests. Padlocks will have to be attacked directly, if so jammed, by cold-chisels or other implements.

If the targeting is unsuccessful, the rock is deemed to have ricocheted back in the general direction from whence it came. It has a 30% chance of hitting anyone within 30 feet and in a line of sight -2% per level of the mage who cast it (minimum 10% chance of hitting). All characters who are within range roll 1d100. If

several are below the required percentage to hit, the lowest man is the one hit. Damage is assessed on the basis of 1d6 x mage's volume multiplier for magical missiles. Damage is to the body, with a 25% chance of a critical hit.

PADLOCK DESTRUCTION

Padlocks may be attacked directly whenever the weapon/tool can be properly applied. Each padlock is rated for the amount of damage it can sustain from direct attack. The % to Hit given for the particular class of padlock may be augmented by the character's full hit probability bonuses plus any bonuses for using magical weapons (+5% for each +1 to a maximum of +25%).

Only if a lock is hit squarely will it suffer full damage. Misses cause 1/2 damage and have a 25% chance of nicking an edged weapon, resulting in a loss of 10% efficiency. When an edged weapon reaches 50%, it does 1/2 damage in all cases until sharpened.

Crowbars and cold-chisels always hit the padlock.

Damage is determined at the end of each 1d6 minute period.

Tool/Weapon	Resistance of the door Lock Under Attack
Used	150 140 130 120 110 100 90 80 70 60 50
Hand Axe	1/2d6% 1/2d6% 1/2d6% 1/2d6% 1/2d6% 1d6% 1d6% 1d6% 1d6% 1d6% 2d6%
War Axe	1d6% 1d6% 1d6% 1d6% 2d6% 2d6% 2d6% 2d6% 3d6% 3d6% 4d6%
Battle Axe	3d6% 3d6% 3d6% 3d6% 4d6% 4d6% 5d6% 5d6% 6d6% 6d6% 7d6%
Wood Axe	1d6% 1d6% 1d6% 1d6% 2d6% 2d6% 2d6% 2d6% 3d6% 3d6% 4d6%
Mace	4d6% 4d6% 4d6% 4d6% 5d6% 5d6% 5d6% 5d6% 6d6% 6d6% 7d6%
Morning Star	3d6% 3d6% 3d6% 4d6% 4d6% 4d6% 4d6% 5d6% 5d6% 5d6% 6d6%
Flail	4d6% 4d6% 4d6% 5d6% 5d6% 5d6% 5d6% 6d6% 6d6% 6d6% 7d6%
War Hammer	5d6% 5d6% 5d6% 6d6% 6d6% 6d6% 6d6% 7d6% 7d6% 8d6% 8d6%
Sledge	4d6% 5d6% 5d6% 6d6% 6d6% 6d6% 6d6% 6d6% 7d6% 7d6% 7d6%
Cold Chisel	5d6% 5d6% 5d6% 5d6% 5d6% 5d6% 5d6% 5d6% 5d6% 5d6% 5d6%
Crow Bar	1d6% 1d6% 2d6% 2d6% 3d6% 3d6% 3d6% 4d6% 4d6% 5d6% 7d6%
Pick Axe	1d6% 1d6% 2d6% 2d6% 2d6% 2d6% 2d6% 3d6% 3d6% 4d6% 5d6%

Superhumans add +1d6 of damage per superhuman level.

BREAKING INTO CHESTS, TRUNKS, AND STRONGBOXES

Breaking into chests is approached in exactly the same manner as breaking into doors. However, locks on iron strongboxes add 20% of the strongbox strength to their damage point total. The procedures are:

1. Chop out the Lock. This procedure is possible only with wooden trunks and iron-reinforced chests and strongboxes.
2. Bash the lock. This procedure is possible with any type of chest, trunk, or strongbox.
3. Rock in the Lock. This procedure is especially useful if a mage is present.
4. Destroy the Chest. Recommended for wooden trunks, this procedure uses the bash the lock technique, only the damage is applied to the trunk as a whole at 1/3 damage. The advantage is that several characters can stand around the trunk and hit it at the same time without aiming (no % to hit rolls). Iron-bound chests may be attacked in the same manner with 1/5 damage. Iron strongboxes receive only 1/10 damage. Damage resistance over 400 appears on the table as 400.

Incidentally, battering rams cannot be used on strongboxes, trunks, or chests as they would simply push the trunk aside.

PROCEDURE FOR COMPUTING DAMAGE

Where a variable damage factor is involved, roll 1d6 and multiply the result times the number of dice indicated; eg: 4d6 = roll 1d6and multiply the result times four. In cases where characters do not know the exact nature of the material or lock they are attacking, the Game Master alone will know the correct multiplier and will score the results secretly.

For instance, a door lock has a resistance of 350. The characters decide to attack it with a sledge hammer. They do not know the resistance of the lock and thus that they can do 3-18 points of damage per solid hit. They could expect a lower class of lock and higher damage and, therefore, they might spend much longer breaking in than they first anticipated. In this way, locks, doors, etc. become real MONSTERS in their own right!

Thieves' Guilds



Many of the larger towns and cities will have one or more active thieves' guilds. These guild organizations might be considered organized crime. It is the thieves' guild that handles a large majority of (if not all) smuggling and black market sales of exotic items (drugs, poisons, etc.) and contraband; items illegal in the community. The guild also typically serves as a fence, buying and selling stolen goods and generally dominates the local underworld. Many guilds also own, operate or get a percentage of (or allow to operate in) such establishments as seedy and corrupt taverns, pawnshops, gambling houses, drug dens, houses of prostitution and other places of ill repute.

Many guilds are located in the seamy and poor sections of a community where the authorities are likely to have less of a presence (in some cases, none) and corruption and desperateness work to their advantage. Some are little more than a gang of thieves and bullies or petty criminals.

Others are powerful and very organized criminal businesses. Some even grow to become powerful political and/or economic forces, with guild members established among the heads of government, and/or the

police, and commerce, particularly the operations of saloons, gambling houses, and houses of ill repute.

Most guilds have a secret code, symbol, colors, word combination, etc., that identifies its members. Usually it is a combination of words and symbols. The dragon crest guild, for example, has a small tattoo of a crimson dragon placed on the left shoulder of its members, others use brands, scarring, color codes, clothes, etc.

## Guild Organization



The Thieves and Beggars Guild is organized along the lines of a Secret Society. All Thieves, Beggars, Brothelkeepers, Prostitutes, and other members of the underworld are either in the Guild or affiliated with it. In small towns, the local Guild is headed by a Master Thief who has under him 1 Thief per 100 townsmen and 1 Assassin per 200 townsmen. In large towns and cities, each Master Thief has 2-12 Thieves in his "gang," and the Master of the Guild has 2-12 Thieves and 1 Assassin per 200 townsmen.

The Grandmaster and Master Thieves form the Inner Council of the Guild. They receive information from the beggars and other lesser denizens of the underworld, and know what is happening in the town 90% of the time. They also pay 10% of their income to the local authorities (if corruptible) for "protection," so they are often unassailable by "finks" who accuse them of complicity in crimes. As high officers of the Guild, they have great power over the lower ranks and complete control over all criminal activity in the town.

If there is "honour" among Thieves, it is an enforced honour. The Thieves Guild will attempt to avenge any "finking" on the part of its members with a most hideous death at the hands of the Guild Assassins. However, Thieves caught by the authorities will be subjected to torture:

- 1-25% = Thief tells everything he knows about the crime.
- 26-50% = Thief passes out. Resume questioning in 1-6 hours when he is fit again.
- 51-75% = Thief seriously injured by "rigorous questioning": 1-10 points of damage.
- 76-90% = Thief grievously injured by "rigorous questioning": 1-20 points of damage.
- 91-100% = Thief dies "under the question."

Torture can also be applied to extract information from spies and common soldiers who are captured by a patrol. The Nobility used the technique extensively. (Note: there can be no use of "curative" miracles or other means of restoring a tortured prisoner. Torture is torture, and one takes his chances when using it.) Characters with scores above 15 in Intelligence and Wisdom subtract -5% from the die roll for "sophisticated" methods. Each bout of "questioning" lasts 1 hour.

## Daily Income



Thieves do not have a daily income as such, but players may roll to see if a successful mugging or pickpocketing has occurred between major "jobs." Remember to check for the detection of the Thief:

Victim is a yeoman: 1-6 SP (2-12 if a Freeholder).

Victim is a Townsman: 1-6 SP (3-18 if a business owner).

Victim is a Guildsman: 1-6 SP if a Journeyman and 8-48 SP if a Guild Officer. If a Guild Officer was "mugged," expect a call on the Guildmaster by the Town Watch. The "heat" is on and the Guildmaster is angry.

Victim is a Nobleman: 1-10 SP if a Knight; 1-20 SP if a Noble. Expect the town to be turned upside down if a member of the Nobility was "mugged," with the "heat" on every member of the Guild not of Master Thief status. Everyone in the Guild is mad at the Thief.

The status of the victim may be determined by rolling on the Character Status Tables for random encounters. Penalties for bringing on the "Law" by mugging the wrong people is punishable by 50% fine for the next month's income, as soon as the offending Thief is able to come out of hiding.

In addition to their own "jobs," Guildmasters and Masters have daily incomes equal to a Goldsmith's from investments, profits on fencing operations, etc.

## Non-Members in Guild Territory



Thieves' guilds, even smallish ones, are not to be trifled with unless one does not mind waking up one night with a knife between his ribs. It is wise to either avoid antagonizing a thieves' guild or be prepared for gangland style retribution.

Likewise, thieves' guilds are very territorial and do not appreciate non-guild members muscling in on their territory.

Characters involved in thieving, fencing, smuggling, assassination, spying, or other criminal operations in guild "territory" are likely to have one or all of the following happen to him. These things apply only to thieves and criminals active in guild territory (whose activities undermine the guild's profits and interferes with business). Those who are just passing through or

vacationing have nothing to worry about.

1. It is suggested that the non-member should join the guild, or leave town immediately.
2. The guild demands a share, of the profit from non-members' activities; a very large share, typically 50% to 75%. If the character refuses and does not leave town immediately, he is likely to be threatened, beaten, and all of his valuables taken.
3. Activities spied upon.
4. Continual pressure for the interloper to leave town or join the guild. Pressure includes long talks, threats, brawls, mugging, robbery, blackmail, trouble with the law, getting tarred and feathered, getting cheated, being accused of wrongdoings, and all kinds of trouble. If the interloper openly defies the guild or causes trouble for them, the interloper will be framed for a serious crime or attempts will be made on his life. Thieves' Guilds do not tolerate interlopers.

Non-members, including streetwise adventurers or those who have friends with connections to the guild, and thieves who aren't actively competing with the guild can buy or use any of the many services a guild may offer. This usually includes fencing (selling) stolen items, trading or purchasing stolen goods, acquiring poisons or drugs, and purchasing or exchanging information. Some guilds (not all) may also offer forged documents or can put the inquiring person in touch with a forger and other specialists looking for work. Note that many guilds are extremely secretive and cautious, so many will not associate or cooperate with strangers or non-members. In such cases, the guild members plead ignorance to any knowledge of criminal activity and send the inquiring person away. Remember, these are predominantly evil, dishonest people who make their living cheating, lying, and stealing from others. If they think they can get away with it, they won't hesitate attacking a stranger or non-member. Foolish adventurers and non-member thieves from out of town are among their favorite targets.

## Membership in a Thieves' Guild



Joining the thieves' guild is a fairly simple thing. The newcomer needs to find a member who will sponsor him. This is easy for family members and friends of thieves because they are known to their sponsor, and probably a handful of other guild members. On some occasions, an independent or promising young thief will be approached by the guild and asked to join (or leave their turf). Finding a sponsor can be very difficult for newcomers to the area, because nobody knows him or her, so there is no sense of camaraderie or trust among the thieves. It is not unusual for an unscrupulous rogue to claim to represent the guild, ask for a small sponsor's fee, proclaim the newcomer a guild member, and he goes out drinking while the stranger gets into trouble when he crosses the guild and discovers he has no membership. Even real guild members may lie and trick a newcomer.

Once sponsored, the new member must turn over 50% of his first big take (very often an assignment imposed by the guild to prove one's merit). After that, as a member, 20% of all future income is turned over to the guild master.

The advantages of joining a guild, besides avoiding beatings and trouble, is having access to the guild's knowledge and talent pools. A clever thief can always trick some ignorant or drunken fellow member into revealing information. Also, friendly members may volunteer information and offer warnings, advice and assistance, for a cut of the spoils. Best of all, guild members can sell or trade stolen goods to the guild without having to worry about finding a fence and purchase guild services for 25% less than the normal street price. Sometimes an even better bargain can be struck, reducing the fee by as much as 50%.

## Thieves' Guild Fencing



Fencing is the buying and selling of stolen goods. In most cases, the character can usually get 10% more if he is trading stolen goods for goods or trading for credit applicable only to product, rather than getting paid cash.

Guild Purchase Rates of Stolen Goods:

- 25% of current market value for: Common items, including most weapons, suits of leather and chain armors, silver and bronze works, semiprecious stones, valuable books, tapestries, expensive clothing, and miscellaneous tools and equipment.
- 35% of current market value for: Uncommon items such as quality liquor, spices, drugs, quality dwarven and elven weapons, scale, splint, and plate armor, quality jewelry, quality silver works (silverware, candlesticks, jewelry, statues, etc.), gold works/items, and precious stones of all kinds (diamonds, rubies, emeralds, etc.).
- 50% of current market value for: Rare items, including holy weapons, superior armor or armor with minor magick, rare herbs, healing potions, ancient artifacts encrusted with precious stones or of exceptional quality or size, valuable and rare religious items (holy books, relics, statues, paintings, tapestries, etc.) and rare jewelry of superior quality, like a king's crown, scepter, etc.

Note: Deduct 10-25% if an item is extremely "hot" or otherwise

difficult to liquidate; this criteria will change from place to place. For example, a suit of armor in a place where there is no market for armor might get only 25% of its normally accepted value. Take it or not.

Guild Selling Rates (of fenced goods):

- Common Items: Sold at current market price.
- Uncommon: Sold at 10% to 40% above current market value.
- Rare: Sold at 60% to 200% above current market value.

## Thieves' Guild Services

### Guild Theft Fees

The following is what the thieves' guild charges a client to "acquire" something for him. The amount is cumulative if more than one category applies; the client is charged for each.

- Simple theft (minimal danger): 5-10 GP
- Moderately complex or dangerous theft: 20-60 GP
- Dangerous or complex theft: 100-500 GP
- Extremely dangerous theft: 500-1000 GP
- Theft from Merchant: 8-15 GP
- Theft from Clergy: 20-60 GP
- Theft from Royalty/High Political Officer: 100-1000 GP!
- Theft from low level Magick User: 50 GP per known level of the wizard's experience.
- Theft from high level Magick User (9th level or higher): 500-1000 GP
- Extortion/Blackmail of important folk: 100-400 GP
- Extortion of royalty or famous folk: 200-1200 GP
- Kidnapping common folk: 10-60 GP
- Kidnapping important folk: 100-400 GP
- Kidnapping royalty or famous folk: 400-1200 GP
- Spying/Surveillance/Reconnaissance: 10-100 GP; add extra costs if dangerous or complex assignment. Really big information can be sold for 50-100 GP per each key bit of data.

Note: Fees may vary up or down by as much as 40%, depending on the prosperity of the guild and the inclinations of its members.

### Guild Assault & Assassination Fees

- 3-10 GP for assault (beat up, break an arm or leg) of an ordinary person, or very low level (1-3rd) men of arms or wizard.
- 15-40 GP for an assault against a man of arms above second level, including military personnel or law enforcer.
- 50-100 GP for an assault on a political, well known, or important person.
- 100-300 GP for an assault on a high level clergy, above 5th level.
- 100-400 GP for an assault on a high level practitioner of magick, above 5th level.
- 100-400 GP for an assault on Nobility/Royalty
- 400-2400 GP for an assault against a King/Pontiff/Ruler
- 10-40 GP for the murder of an ordinary person.
- 50-100 GP for the murder of a men of arms under 4th level.
- 60-300 GP for the murder of a men of arms above 4th level.
- 100-400 GP for the murder of clergy or magick user under 5th level.
- 400-800 GP for the murder of clergy or magick user over 5th level, or for the murder of a nobleman or lesser royalty.
- 500-1000 GP for the murder of clergy or magick user over level 9.
- 3000-10000 GP for the murder of a King, Pontiff, high political leader; fee varies depending on the popularity, fame, and power of the target, as well as the difficulty of the job and the likely consequences.

Of course, all of these rates may vary greatly depending on the

particular circumstances of the town, guild and game scenario.

Thieves are all men of arms who know how to fight and can wear any type of armor. Most tend to prefer light leather armor because it offers excellent maneuverability, stealth (no jingling or clunking of metal parts) and comes in dark brown, grey, and black colors, ideal for night work and remaining inconspicuous.

A player who has a Thief must make provision for "safe" quarters and a "hideout" when the "heat" is on. Thieves who are not guild members have a 90% chance of detection in the daytime and a 30% chance of detection at night; and a visit by the local Guild's Assassins will follow within 24 hours.



## Brigands

Brigands are "outlaws" forced to flee to the wilder parts of the forests for safety. Brigands form bands of 10-60 men, usually, with 20% Fighters and 80% Non-Fighters. Rarely do they have armor better than good leather or brigandines. They have no special talents as Thieves and must "fence" their loot with a Master Thief from town.

Brigands often contain men wrongfully accused of crimes, and not just hard-bitten criminals, and there is always a chance of reprieve for the innocent. Brigands rob travelers on the King's Highway or operate out of inns run by crooked innkeepers who "tip off" the robber band when rich travelers are passing through. Brigands have the following abilities:

Experience Level	Set		Find Hiding	Torture*	Break-in	Beggar
	Traps	Ambush				
1 Fighter	-	25%	-	15%	10%	5%
2 Fighter	-	27%	-	17%	10%	7%
3 Fighter	-	30%	5%	20%	12%	10%
4 Fighter	5%	35%	5%	25%	15%	12%
5 Warrior	7%	37%	7%	27%	17%	15%
6 Warrior	10%	40%	10%	30%	17%	20%
7 Warrior	12%	45%	12%	35%	20%	25%
8 Veteran	15%	50%	12%	40%	22%	30%
9 Veteran	17%	55%	15%	45%	25%	35%
10 Veteran	20%	60%	17%	50%	30%	40%
11 Swordsman	25%	65%	20%	55%	40%	45%
12 Swordsman	30%	70%	25%	60%	50%	50%
13 Swordsman	35%	75%	35%	65%	55%	55%
14 Swashbuckler	40%	80%	45%	70%	65%	60%
15 Swashbuckler	45%	85%	50%	75%	70%	65%
16 Swashbuckler	50%	90%	60%	80%	75%	70%
17 Hero	55%	95%	65%	85%	80%	75%
18 Hero	60%	97%	70%	90%	85%	80%
19 Hero	65%	99%	75%	95%	90%	85%
20 Superhero	70%	100%	85%	100%	100%	100%

\*Brigands of Loyal alignment will not use Torture (see "Character Prime Requisites").

SET TRAPS: The ability to set man-traps.

SET AMBUSHES: The ability to ambush a party. If successful, the Brigands have the initiative for the first combat turn.

FIND HIDDING PLACE: The ability to find treasure or value objects which have been hidden in an inhabited location.

TORTURE: The ability to get someone to admit where he has hidden his treasure or his money, with 1 attempt being made every 30 minutes. It can be used for any valuable information. Victim must roll a CON CR at each attempt or fall unconscious for 1-6 turns and loose 2-7 Body points.

BREAK-IN: The ability to enter a dwelling to take the inhabitants by surprise even if doors or windows are closed. Add +20% at night when people are asleep.

BEGGAR: The ability for a Brigand to be mistaken for a Beggar. Beggars are not quite what they seem. They are more than just poor panhandlers; rather, they are a highly skillful group of professionals expert in parting money from the 'bleeding hearts' in society. Considered by respectable folk to be low class types to be ignored more than anything else, they often overhear otherwise private conversations and see a lot of what is happening behind the

scenes. The result is that they are the eyes and ears of the Thieves' Guild, and there is little that they do not find out.

## Assassins



The assassin, like the mercenary fighter, is a sword for hire. Their specialty: death. Unlike the mercenary and other warrior classes, the assassin is usually a disreputable character who rarely faces his opponent in a fair fight. Instead, his goal is to kill his target quickly, cleanly and (ideally) without every being seen. Thus, the assassin will strike from behind or from a distance. Like the thief, the assassin frequently uses distractions and confusion to cover both his attack and his escape. While many men at arms consider assassins to be cowards, these villains are typically bold and experienced warriors skilled in the arts of combat and espionage.

Some assassins are self-styled patriots who only kill enemies of their king and country, others are freebooters who are good at killing. Some of these individuals try to limit their murderous ways to those whom they regard as enemies or evil. However, most enjoy the challenge of hunting and slaying humanoid prey - the worst enjoy torture and killing for its own sake. These men and women become the bounty hunters and assassins who care little about politics, justice, or good and evil.

They ply their death trade for moneying and pleasure. Such characters are often merciless, calculating and cold-blooded. Despite their occupation (or perhaps because of it), most assassins will not double-cross their employer, even for a king's ransom; it's bad for business. An assassin with a reputation for betrayal will not find employment. Likewise, these characters will show some measure of loyalty and compassion toward their friends, allies and travelling companions. Only the most boorish and miscreant individuals trust no one.

Assassins can use any type of body armor, from leather to chain mails. If stealth and sneaking around is required, the character is likely to use a light armor, if the assassin expects a major confrontation with one or more well armed opponents, he or she is likely use a heavier type. Ultimately, the personal taste and likes of the character will also determine which type of armor is preferred.

In addition to selling their services as a hired killer, many assassins will perform some of the same services as a thief or thieves' guild. This most typically includes spying/intelligence gathering, strong-arm tactics (threats, beatings, breaking bones, etc.), kidnapping, as well as breaking and entry, stealing, smuggling, and, of course, assassination. Assassins typically charge about 25-50% more for these services. The best in their field (high level) can command double and occasionally triple.

Although assassins of lower level are little more than well-trained thugs, the eminences of this reprehensible profession are so feared as to be spoken of only in whispers. High-level assassins are artists of murder, and their experience with hunting highly placed targets, coupled with extensive education and training, often gives the sinister nobility of this class a silken, refined veneer over their true, murderous natures. This veneer, like many things pertaining to the assassins, is deceptive; survival in the higher echelons of an assassins' guild requires animal cunning and a complete absence of mercy. Assassin characters must begin with an evil alignment.

Assassins' Guilds: Occasionally an assassins' guild, cult or society is established in some of the larger civilized kingdoms, but these are comparatively uncommon. These guilds operate similarly to the thieves' guild and/or magick guilds, providing information, services, and standardized fees. Assassins guilds tend to be less territorial than a thieves' guild, and much more secretive. Its members are generally acquired through invitation only. Like magick guilds, there is usually a headquarters, information pool (library), and a place for members to stay and/or hide. They seldom care about freelance assassins working in their territory, unless this activity incriminates or jeopardizes the guild or an important guild member. Assassins are sometimes members or creations of death cults that worship dark gods.

Assassins' guilds are controlled by a guildmaster of 20th level- an assassin of lower level might take control, but would be unable to inspire the fear necessary to keep rival guilds from forming. To gain 20th level, an assassin character must take control of an assassins' guild by killing (directly or indirectly) the existing guildmaster. Whenever the control of an assassins' guild changes hands, most of the assassins will abandon the guild and depart the area, normally leaving the guild reduced to a quarter of its original membership.

The grandmaster of assassins (a campaign may have one or more) is a figure of legend and fear. These dark eminences usually live far from the cities, in remote and well-guarded locations-their fame is such that those who need their services will seek them out.

Assassins have all of the abilities of Thieves, but only gain 1/2 experience for the usual thievish activities. Assassins are employed to commit murder, plain and simple, and they operate out of the Thieves Guild under the personal command of the Guildmaster. Assassins charge high fees for their work, the price being determined by the status of the victim and the danger involved. They rarely consent to killing men of influence and great wealth because of the inevitable backlash against the Thieves Guild, but they do kill men whose deaths will not arouse overmuch comment or reaction in the community. Assassins also act as "strong-arm" men when Thieves require a Fighter for a heist of a dangerous nature, but take 2 shares of the loot as a fee. There are usually 6-10 Assassins in each local Guild (6-20 in large towns and as many as 40 or 50 in cities). Assassins are characters who elect for Thief

status and have chaotic Alignments. Assassins have the following abilities:

Experience Level	Back Stabbing	Use Poison	Anti-dote	Disguise	Hide Object	Con Others	Chance of Evade
1 Apprentice	10%	15%	20%	1%	2%	5%	25%
2 Apprentice	12%	17%	22%	2%	4%	7%	27%
3 Apprentice	15%	20%	25%	3%	6%	10%	30%
4 Apprentice	17%	22%	27%	4%	8%	12%	32%
5 Apprentice	20%	25%	30%	5%	10%	15%	35%
6 Cutthroat	22%	27%	33%	7%	12%	17%	37%
7 Cutthroat	25%	30%	35%	10%	14%	20%	40%
8 Killer	27%	32%	37%	12%	16%	22%	42%
9 Killer	30%	35%	40%	15%	18%	25%	45%
10 Killer	32%	37%	42%	17%	20%	27%	47%
11 Slayer	35%	40%	45%	20%	22%	30%	50%
12 Slayer	37%	42%	47%	22%	24%	32%	55%
13 Slayer	40%	45%	50%	25%	26%	35%	60%
14 Assassin	42%	47%	55%	27%	28%	37%	65%
15 Assassin	45%	50%	60%	30%	30%	40%	70%
16 Assassin	47%	55%	65%	32%	32%	45%	75%
17 Master	50%	60%	70%	35%	34%	50%	80%
18 Master	52%	65%	75%	40%	36%	55%	85%
19 Master	55%	75%	80%	45%	38%	60%	90%
20 Guildmaster	60%	85%	85%	50%	40%	65%	95%

**BACKSTABBING:** The ability to strike a critical blow from behind with a dagger to use a garotte with killing efficiency. Success brings the roll of 3D6 plus 1 point per Expertise Level of the assassin, death is instantaneous and silent. If the damage does not exceed the body level of the victim, the damage is 1/4 of that rolled - probably critical but still bled.

### MAKE/USE POISONS

See below.

### MAKE/USE ANTIDOTES

See below.

**DISGUISE:** The ability to create and wear some disguise so that people who know the wearer will not recognize him.

**HIDE OBJECT:** The ability to conceal a readily concealable object on himself or another person so that others will not easily find it.

**DETECT/SPREAD RUMOR:** The ability to get wind of any rumors currently circulating about people and events, and also the ability to spread such rumors (no matter whether they are entirely true or not) by finding willing listeners. The DETECTING Skill permits a Character to make discreet inquiries or to overhear others so as to acquire information on specific subjects. The SPREAD Skill permits a Character to find willing listeners to hear rumors he is fomenting or simply passing along. Failure in either chase could raise the suspicions of others as to the motives of the Character.

**CON OTHERS:** The ability to talk oneself out of a tight situation with an NPC or else to convince an NPC that one has a real deal for him, etc.

### CHANCE OF EVADE

See Thieves' CHANCE OF DISCOVERY.

## Making Of Poisons

The ability to make one poison per Skill Expertise Level and also the ability to administer it covertly to an unsuspecting victim.

Exp. Level	Poison	CON CR	Damage to Save	per turn	Turns of Damage	Cost (Dose)	Availability of Ingredients
01	P/1	CR -1	1D6	1-3	1-3	20 CP	80%
02	P/2	CR -2	1D6	1-3	1-3	1 SP	75%
03	P/3	CR -3	1D6+1	1-3	1-3	1 SP	70%
04	P/4	CR -3	1D6+2	1-3	2 SP	65%	
05	P/5	CR -3	1D6+3	1-3	3 SP	60%	
06	P/6	CR -4	1D6+3	1-4	4 SP	55%	
07	P/7	CR -4	1D6+3	1-4	5 SP	50%	
08	P/8	CR -5	1D6+3	1-5	6 SP	45%	
09	P/9	CR -5	1D6+3	1-6	7 SP	40%	
10	P/10	CR -6	1D6+3	1-6	8 SP	35%	
11	P/11	CR -7	1D6+4	1-6	9 SP	30%	
12	P/12	CR -8	1D6+4	1-6	10 SP	25%	
13	P/13	CR -9	1D6+5	2-7	13 SP	10%	

After the poison is administered, the victim attempts a CON CR to save from the effects of the poison. A save permits the victim to move relatively freely, without cramps, excessive pain, etc., and also halves all damage to the Body Levels. A failure to save results in full damage rolled, and the victim must roll his CR again to avoid incapacitation. The CR level is reduced by the negative value indicated for the poison.

The cost of poisons per dose (20 to the pint) is for Assassins, and the availability of the ingredients is based upon a visit to an Apothary who will ask no questions (halved for honest Apotharies, and a CON OTHERS required to make the purchases).. The ingredients may also be found in nature without cost, but at only 1/5 the availability chance.

Sleeping Potions corresponding to the poison types may also be produced. These act against Fatigue Levels only, upon failure of a CON CR, and a victim is incapacitated only when his Fatigue Level plus CON score is exceeded. The potions will produce 10 minutes of unconsciousness plus 5 minutes per level of the potion over SP/1 (SP = Sleeping Potion). Note that a save here means no effect to Fatigue Levels.

To administer a poison or sleeping potion covertly (without the knowledge of the victim) requires an SR (Skill Roll) on 1d100 equal to the DEX CR level plus the Thievish Skill Bonus. In some cases, a CON OTHERS might have to be rolled to get an intended victim to drink a potion.

The skill is also learned by Alchemists, Apocatharies, and Physicians as part of their normal vocations. It might be noted that an unscrupulous Apocathary or Physician could learn administer a poison/sleeping potion with little difficulty, as patients tend to take their medicine, however bad the taste. Fortunately, they tend to take their healing oaths seriously for the most part.

Variants on liquid potions can be in the form of powders to be blown in the face or dusted on food, or gases to be released by breaking glass spheres, etc. Such items tend to be most difficult to produce and are limited to those with Exper/13+, except for powders which could be put onto food. Powders for inhaling cost three times normal, as do gases.

## Making Of Antidotes



The ability to make antidotes for poisons and sleeping potions, and also the ability to recognize which poison/sleeping potion was used on a victim. The correct antidote will reduce damage to 1/4 if administered before the poison has had a chance to kill a victim outright. It can also be administered up to 2 turns after the kill level has been reached, and will reduce the damage to 1/2. After that point, a poison has worked. If a victim is not dead, the antidote will reduce the damage to 1/2, and except for incapacity as if seriously wounded for the next day, the victim is able to function. Antidotes for sleeping potions will revive the victim like smelling salts.

The antidotes and their costs correspond exactly to the poisons and sleeping potions, and are denoted AP/1, ASF/1, etc. To administer an antidote correctly requires a SR (Skill Roll) on 1D100 equal to the DEX CR level plus the Thievish Skill Bonus minus the level of the sleeping potion or double the level of the poison. If a sample of the drug/poison is still present, however, anyone able to make it will instantly diagnose the type and prescribe the correct antidote.

## Drugs & Poisons



The Assassin needs instruction from someone knowing how to make a drug or must find directions in a book or scroll on medicine. The following provide a sample of some of the drugs.

**Delay:** Few drugs have an immediate effect. The delay must pass before the drug starts to work. In this period, the right antidote will have maximum effect counteracting the drug.

**Duration:** The time period one "dose" of the narcotic will work its effects on the Fatigue Points of the recipient.

**"Damage":** To simulate the impairing effect of drugs, points will be lost from the recipient's Fatigue Points over a stated period of time. When Fatigue is reduced to zero, the victim has to make a successful Resistance roll to remain conscious.

**Cost:** The cost of the ingredients to the maker.

**Price:** The usual purchase price of one dose of the narcotic. It should be noted that the more expensive a drug is, the less likely it (or some of its ingredients) can be readily purchased.

**Resistance Roll:** Make a CON CR roll to resist a drug, and subtract the negative modifier.

In some cases, a drug will either have an effect or it will not, depending on whether the victim succeeds or fails in his resisted roll. For instance, *Aquae Mendax* fails to work if it is successfully resisted, but *Aquae Lethe* merely has its effect cut from -3 FP to -1 FP/minute because it is a powerful knockout potion.

### **Aqua Amore: "Water of Love"**

**Delay:** 10 minutes

**Duration:** 4 hours

**"Damage":** -3 FP/minutes until asleep, then sleep 4 hours

**Cost:** 1,680 CP

**Price:** 3,600 CP

**Resistance Roll:** FER-2

An internally administered sleeping potion which causes the victim to fall quite hopelessly, passionately and desperately in love with the person seen in his dreams. The antidote works only if taken before the victim falls asleep. On awakening, the victim begins to pine for his (or her) dream lover and falls into a deep melancholy, is unable to eat or sleep and is not at all easy to get along with. FER checks at -2 are made daily to see if the victim "snaps out" of the dark mood for a 24-hour period. This continues until the "dream lover" is found in the flesh or till the "curse" is magically removed or exorcised by an Act of Faith.

### **Aquae Asinorum: "Waters of the Ass"**

**Delay:** 5 minutes

**Duration:** 3 hours

**"Damage":** -3 FP/5 minutes

**Cost:** 25 CP

**Price:** 50 CP

**Resistance Roll:** FER - 2

An internally administered drug readily disguised when mixed with alcoholic drinks, especially strong beer. It has the embarrassing effect of rapidly reducing a victim to a drunken state so that he behaves like the proverbial "total ass" until he lapses into unconsciousness. The erratic behaviour begins when the victim's Fatigue is reduced by a half and it rapidly starts to degenerate after that. One dose is sufficient for 200 dr. of creature. Tripling the required dosage will act as a very powerful knockout drug, since it reduces a person's Fatigue by -7 FP/5 minutes.

### **Aquae Dolce: "The Sweet Waters"**

**Delay:** None

**Duration:** 15 minutes

**"Damage":** -2 FP/minutes till asleep, then sleep 4 hours

**Cost:** 25 CP

**Price:** 50 CP

**Resistance Roll:** CON - 3

A powerful internally administered pain-killer which increases resistance to pain by applying a penalty of -1 to a FER roll to resist any incapacitation from pain. Once a character's Fatigue falls to zero, he lapses into unconscious. If not, he experiences euphoria and is happily erratic in behaviour until the drug wears off (in about 4 to 5 hours). One dose is required per 250 dr. of creature.

### **Aquae Lethe: "Waters of the River Lethe"**

**Delay:** 10 minutes

**Duration:** 4 hours

**"Damage":** 3 FP/minutes till asleep, then sleep 4-8 hours

**Cost:** 3,600 CP

**Price:** 7,200 CP

**Resistance Roll:** CON - 5

A most destructive sleeping potion which acts to wipe all the memories of the victim. Only the administration of an antidote will reverse the amnesia and restore all his memories and his awareness of his identity. Roll 1D100 + 10 + INT to discover the percentage of personal memories he has restored to him. This amnesia does not affect any physical skill but will impair any mental skill.

### **Aquae Mendax: "Waters of Falsehood"**

**Delay:** 1 minute

**Duration:** 1-3 days

**"Damage":** Disorientation, then affected for 1-3 days

**Cost:** 50 CP

**Price:** 240 CP

**Resistance Roll:** FER - 2

An internally administered potion which causes the victim to lie uncontrollably, sometimes at the most inopportune times. Characters having WIS 17+ are immune to this compulsion. The drug is sometimes taken by men facing interrogation under torture to prevent their revealing secrets, betraying their friends, etc. One dose is sufficient per 400 dr. of creature.

### **Aquae Nauseum: "Waters of Disgust"**

**Delay:** 1 minute

**Duration:** 15 minutes then a victim sleeps 24 hours - CON

**"Damage":** -3 Fatigue/minute

**Cost:** 25 CP

**Price:** 50 CP

**Resistance Roll:** CON - 2

Internally administered "Mickey Finn" type of knockout drug with a definite tell-tale taste that can be masked by any alcoholic drink. Once this sleeping potion wears off, the victim awakes with a severe headache and the urge to vomit hourly for the next 12 hours. A CON CR is needed to fight off the nausea. Failure causes loss of -2 FP. One dose is needed per 150 dr. of creature. The drug is often used by Thieves. Triple the required dosage could be fatal (CON CR is required for the victim to survive).

### **Aquae Non Compus Mentus: "Waters of the Unsound Mind"**

**Delay:** 1-3 hours

**Duration:** 1-10 days

**"Damage":** Psychosis

Cost: 480 CP  
 Price: 1200 CP  
 Resist Roll: FER - 3

This insidious potion has the devastating effect of soon causing a victim to become mentally unbalanced for up to 10 days. At first, it seems to be only a very mild aberration. However, repeated administration of this vicious drug produces increasingly psychotic behaviour until the victim goes completely insane.

#### Flux Currente: "Running Flow"

Delay: 10 minutes  
 Duration: 26 hour - CON  
 "Damage": Laxative effect  
 Cost: 20 CP  
 Price: 40 CP  
 Resistance Roll: CON - 2

A medicinal powder which is a powerful purgative. It has a bitter taste, so to disguise it, Flux Currente is given in highly spiced food. Resistance rolls are made each hour of the drug's duration to avoid the sudden onset of the laxative effect. Each failure reduces Fatigue by -2 FP. One dose is sufficient per 500 dr. of creature.

#### Lapsus Memoriae: "Lost Memories"

Delay: 5 minutes  
 Duration: 10 minutes  
 "Damage": -5 FP/minutes till asleep, then sleep 24 hours  
 Cost: 430 CP  
 Price: 860 CP  
 Resistance Roll: CON - 3

A sleeping potion which acts to wipe most of a victim's memories of the previous 24 hours. The memories may begin to return in about a week. However, if the victim does not begin to remember who he is, etc., after 10 days, he never will! One dose is sufficient per 200 dr. of creature.

#### Laudnum

Delay: 10 minutes  
 Duration: 20 minutes  
 "Damage": -3 FP/minutes till sleeping, then sleep 6 hours  
 Cost: 40 CP  
 Price: 80 CP  
 Resistance Roll: CON - 5

A strong opiate, internally administered, made from poppies. It is a painkiller in normal dosages, with a +50% modifier to checks versus incapacitating pain. In a double dose, it acts as a very powerful sleeping potion. Men it is administered to human-sized beings. It produces a sense of euphoria at all times. Consider 1 dose as sufficient for 250 dr. of creature to kill pain and 2 doses as sufficient to induce sleep.

#### Vino Veritas: "Wine of Truth"

Delay: 10 minutes  
 Duration: 10 minutes  
 "Damage": Victim must answer 3 questions truthfully  
 Cost: 540 CP  
 Price: 1,080 CP  
 Resistance Roll: FER - 2

A potion that loosens the tongue. Men it is administered in an alcoholic beverage. Three questions may be asked of the victim, who can resist with a FER CR - 2. If he fails, he is compelled to answer the question truthfully and completely. However, he will also respond in a totally literal manner, so the question must be carefully phrased if a misleading answer is to be avoided.

#### Aquae Aeternum: "Waters of Eternity"

Delay: None  
 Cost: 2,880 CP  
 Price: 6,000 CP  
 Type: P/10

A powerful contact poison which totally incapacitates anyone failing a Stamina roll. Aquae Aeternum is toxic. Men introduced through any kind of a cut or puncture. If taken internally, it is quite harmless and is used by mystics to induce "visions". It is safe to swallow the poison, which acts as a powerful narcotic drug that produce vivid dreams (some would call them "visions") of spiritual realms and beings. Mediums and certain types of Shaman regularly use such a preparation. Sometimes, it is prepared in the form of a vapour bath, with steam arising from a heated bowl, which the mystic breathes in.

#### Aqua Draconis: "Venom of the Dragon"

Delay: None  
 Cost: 1,200 CP  
 Price: 2,400 CP  
 Type: P/8

Deadly toxin unique to the race of Dragons which sears and consumes like fire at a mere touch, causing unbearable pain. Failure of a CON CR incapacitates victims with less than CON 16. A contact toxin, it can be easily administered in strong drink, which masks its sour taste from all but the most discerning palates. It can also be readily absorbed through the skin.

#### Aqua Mortis: "Water of Death"

Delay: 1 minutes  
 Cost: 4,800 CP  
 Price: 9,600 CP  
 Type: P/9

A very slow-acting and horrific toxin that is prepared from an infusion of 3 drops of water from the mythical Lake of Death in darkest Tartarus. Aqua Mortis causes the victim to hemorrhage from his bodily orifices. Administered internally, its taste can be masked only by sweet red wine. A contact poison can be made which, if smeared onto the point or edge of a blade causes uncontrolled bleeding from a wound until it is properly staunching by cauterisation.

#### Aqua Dulci: "The Pleasant Water"

Delay: None  
 Cost: 30 CP  
 Price: 60 CP  
 Type: P/2

An internally administered poison that can be disguised by putting it in strongly flavoured food or drink. It causes drowsiness and then sleep with pleasant dreams. Victims often die with smiles on their lips! Yet it is also a most efficacious sleeping potion when employed in moderate doses: 115th the lethal dosage acts as a very powerful sleeping draught and triples natural Fatigue recovery during the 1D10 hours the patient sleeps.

#### Aqua Hydrii: "Venom of the Hydra"

Delay: None  
 Cost: 720 CP  
 Price: 1,440 CP  
 Type: P/7

A toxin unique to the Hydra, venom so poisonous that it brings immediate, excruciating pain at the slightest touch. Failure of a CON CR incapacitates victims with less than CON 15.

#### Aqua Meduseii: "Blood of Medusa"

Delay: None  
 Cost: 2,400 CP  
 Price: 4,800 CP  
 Type: P/10

This is blood drawn from the left ventricle of a Medusa's heart. This is a highly virulent poison. Failure of a CON roll fully incapacitates victims under CON 16 for 1 hour. If they fail their initial CON roll, victims under CON 12 are paralysed for 21 weeks - CON. This contact poison is best administered by a sharp point or by edged weapon. It can also be incorporated in evil-tasting potions, passed off as medication which causes -1 Body point per day (ignore victim's recovery rate) for 13 + 2D10 days or until an antidote or appropriate Healing Magick or Act of Faith is performed.

#### Aqua Nagii: "Venom of the Cobra"

Delay: None  
 Cost: 40 CP  
 Price: 80 CP  
 Type: P/4

A toxin characteristic of the venom's of the most poisonous snakes. It causes immediate and agonising pain. Failure of a CON CR fully incapacitates victims having less than CON 14. Incapacitation lasts 1 hour or until death ensues.

#### Aqua Papaver Somniferum Male Fide: "Water of Treachery"

Delay: None  
 Cost: 1,200 CP  
 Price: 2,500 CP  
 Type: P/6

"Water of Treachery" is a surprisingly tasteless, odourless toxin



which can be prepared from resin of the Black Poppy. The poison has an outward effect quite like that of a related opiate drug, Laudnum. However, it is a very deadly toxin and kills in minutes. It is undetectable in red wine, but the pure poison itself is an oily, almost syrupy-thick jet-black liquid. When burned with fine incense and inhaled, it acts as a highly addictive narcotic, Black Poppy, which eventually "steals men's very souls". A CON CR at a penalty of -5 is needed to avoid addiction on every exposure. Cravings start to arise about every three days and can be frighteningly intense after a week. Addicts will do anything to get the drug. A FER check is possible once per week to shake the addiction.

#### Aqua Serpentinis: "Venom of the Serpent"

Delay: 1 minute  
 Cost: 20 CP  
 Price: 40 CP  
 Type: P/2

A toxin characteristic of the venom's of most vipers. It causes immediate, severe pain and the failure of a CON CR will fully incapacitate victims with less than CON 12. Contact poison. Incapacitation lasts 1 hour or until death ensues. Some venom will do -4 Body points of initial damage on the failure of the CON CR and then -2 additional damage is done every 5 minutes the toxin still remains in the victim's system.

#### Aqua Scorpionis: "Venom of the Scorpion"

Delay: 15 seconds  
 Cost: 25 CP  
 Price: 50 CP  
 Type: P/4

A toxin characteristic of the venom's of highly poisonous insects and some arachnids. It brings immediate, racking pain and failure of a Stamina roll incapacitates all victims having less than CON 13. The incapacitation lasts 1 hour or until death. As a contact poison some venoms do -4 Body points of initial damage on failure of CON CR, then -2 additional points of damage are done every 5 minutes the toxin remains in the victim's system.

#### Aquae Stygium: "Waters of the Styx"

Delay: None  
 Cost: 2,500 CP  
 Price: 5,000 CP  
 Type: P/12

An almost sure-fire but relatively slow-acting contact poison. It is three times as toxic when administered internally (-12 Body/minute), but that is a most unlikely possibility because it has a strong reek of sulphur and brimstone that cannot be disguised. A mere touch of «Waters of the Styx» sears like strong acid, raises instant blisters, etc., doing -1D10 points of damage to the Body, but its full effects are obtained only by injecting it into the flesh with a pointed or edged weapon.

#### Aqua Talionis: "Walter of Retribution"

Delay: 10 minutes  
 Cost: 100 CP  
 Price: 200 CP  
 Type: P/7

A truly vicious toxin if administered internally. It causes excruciating and incapacitating pain in the bowels. While odourless, its taste is unmistakable and must be masked by foods strongly flavoured with garlic or onions to disguise its presence. Few deaths are more painful (or awful to watch). However, if Aqua Talionis is sprinkled onto a wound, infection almost never occurs!

#### Aqua Vita Brevis: "Water of a Short Life"

Delay: None  
 Cost: 700 CP  
 Price: 1400 CP  
 Type: P/10

A fast-acting and almost undetectable poison (clear liquid, quite odourless and almost tasteless). Failure with the initial CON CR roll results in the victim's instant, total incapacitation. A second CON CR check may be made one minute after the poison was taken. If it fails, the victim will die unless an antidote is given in time (before damage passes the limits of his Body levels).

#### Arsenicum "Arsenic"

Delay: None  
 Cost: 10 CP  
 Price: 20 CP  
 Type: P/3

A toxic powder fairly typical of a wide range of common poisons available at moderate prices. Most are slow-acting and generally have some kind of a telltale odour, taste, appearance, etc., which

gives them away unless they are administered in food or drink. Even then, their presence may not be masked completely.

#### Dies Irae "Day of Wrath"

Delay: None  
 Cost: 2,500 P  
 Price: 5,000 P  
 Type: P/13

A frighteningly vicious poison that kills very, very slowly and it may be administered in sweets and pastries to disguise its taste. There is no known antidote except for a miraculous Great Healing once the poison has inflicted sufficient damage to bring about negative Body levels. Victims experience intense gastric distress and also have what seems to be diarrhoea arising from "natural causes" for all the outward signs are that the victim has typhus. In several hours, victims are totally incapacitated. If an antidote is administered before Body levels have fallen to negative levels or if a Great Healing is successfully performed before the victim's actual death, he will survive. Survivors suffer a long term reduction of the Body by 10% and also -2 CON for a full year (in the campaign world, that is, not in real time!)



## The Clerics



he Church was a powerful and influential force in the Feudal Period, with the highest ranking members of the Hierarchy comparable in power and status to the great Lords in the land.

## The Church



wo rival types of Christianity are practiced at this time: the Holy Roman Church is part of a hierarchy that takes its orders from Rome, so the pope determines its bishops and the Reformed Church of England that has been shaped by the doctrinal and institutional principles of the Protestant Reformation.

Both types of Christianity share the most important beliefs and have more in common with each other than do the many forms of Paganism.

Christianity believes in a single God who created the world and everything in it. The first people were called Adam and Eve. Because humans were made with free will, many descendants of Adam and Eve fell away from the worship of God and the world was corrupted.

God then manifested Himself as the Son of the Father to offer salvation to the world. During the reign of Emperor Augustus was born this Son of God, named Jesus Christ, in the kingdom of Judea. Barely escaping death as an infant, Jesus was raised in obscurity as the son of a carpenter and his wife, the Virgin Mary, in a small town in Judea. Christ spent a short time as a wandering teacher, attended by his selected followers called the apostles. He allowed Himself to be tortured and nailed to a cross, dying for the sake of all humankind. The day he died is called Good Friday.

He was buried in the tomb of his uncle, Joseph of Arimathea, but after three days He rose miraculously from the dead. He visited his closest disciples and instructed them in his new religion. Fifty days after the first Easter, the Holy Ghost descended upon the apostles and gave them the gift of tongues, after which time they went around the world teaching about the miracle of Christ's death and resurrection. The converted people formed the start of the Christian religion.

This sacrifice by God allowed humans to obtain eternal salvation and, after death, to join God in Heaven. Worshipers can find personal salvation through imitating the life of Jesus Christ and following His teachings.

Regular worship takes place every Sunday within buildings called

churches. The holiest day of the liturgical year is Easter, the day that He rose from the dead and proved he was the Son of God. Another important day is Pentecost, commemorating the time fifty days after Easter when the Holy Ghost descended upon the apostles. Christmas is another holy time, marking the birth of Christ in the city of Jerusalem. Many other holy days exist as well, but those listed above are the most important.

Although most people are illiterate, literacy (in Latin) is common among the clergy and Christian writings are available, painstakingly copied by the hands of countless monks. Records of the religion are collected in a book called the Bible.

Saints are important in Christianity. These are exceptionally holy persons who are rewarded after death for a lifetime of dedication to God. They have the power to intercede between God and his worshippers. Many saints are important in Arthurian Britain, including the apostles, but one of the foremost is Saint Mary, the Mother of God.

Mass is the name of the formal worship service, celebrated every Sunday by Christians everywhere, and even more often by exceptionally pious people. The holy rituals are called sacraments, including the following: baptism, which is given upon entering the religion; penance, which forgives the penitent's sins; communion, the basic act of interaction with God, and around which the Mass is centered; confirmation, which initiates members of the church as Soldiers of Christ; matrimony, which blesses marriage; Holy Orders, by which a man is made a priest; and Extreme Unction, given at death to ease a person's journey to Heaven.

The Church is the first line of defense against the ever present threat of the infernal powers. Men and women of the Church are the vassals of God; they cannot be taxed, cannot be drafted in wartime, and are subject to the laws of the Church (canon law) rather than those of the local lord or town.

Those entering the holy service must choose one of three paths, described below.

- General clergy are priests who minister to the flocks of Christendom and serve their lord, the pope, in a strict hierarchy. As all Christ's disciples were men, so are all those who minister in the general clergy (a priest is addressed as Father). They live among lay people of their own station, from the bishop or cardinal who tends the souls of great nobles, to the simple parish priest who baptizes, weds, and rings the bells for the peasants of a village.
- Monastic clergy live apart from the world in holy retreats: monasteries and convents. They must adhere strictly to the rules of their order and need care for no other law, not even that of the pope. They are called monks and nuns (Brother or Sister if you are talking to one).
- Lay clergy have taken the first holy vows, but they are not yet confirmed in Christ forever as a priest, monk, or nun. They must obey all full clergy as their betters and their masters, but have the same rights. Lay clergy do not have to live in a monastery, convent, or church, and have taken no vows of celibacy.

The pope is the vicar of Christ on Earth, second only to the powers of Heaven. Next come the cardinals, who elect a new pope, usually one of their own, when the old one dies. Archbishops are the chief clerics of large and important lands, while bishops are the chief clerics of cities. Below the bishops are the vast numbers of ordinary priests, whose station varies according to the size and prestige of the church and lands they serve, and according to whether they run the church themselves or assist a higher cleric.

While piety and faith protect many of the clergy from the power of the Devil, they are often the primary targets for temptation and corruption. The soul of a cleric may be harder to obtain than that of a commoner, but it is worth far more for its potential to corrupt a whole parish. The most attractive targets among this holy flock are those country priests too ignorant and unlettered to read the Mass, much less save a soul, and those bishops and cardinals who would rather fight wars and plot political intrigue than pray.

## Traditions of worship



he Eucharist, or Mass, is the center of Catholic worship. Catholics believe that at each Mass, the bread and wine become supernaturally transubstantiated into the true Body and Blood of Christ. The Church teaches that Christ established a New Covenant with humanity through the institution of the Eucharist at the Last Supper.

Because the Church teaches that Christ is present in the Eucharist, there are strict rules about its celebration and reception. Catholics must abstain from eating for at least an hour before receiving Communion. Those who are conscious of being in a state of mortal sin are forbidden from this sacrament unless they have received absolution through the sacrament of Reconciliation. Catholics are not permitted to receive communion in Protestant churches because of their different beliefs and practices regarding Holy Orders and the Eucharist.

## The Clergy



he Clergy are members of the central Church institution and are, typically, ordained Priests. They are generally non-fighters unless serving as Chaplains in Religious Fighting Orders. They may not shed the blood of any creature, so they use the mace and related weapons instead of edged weapons. In battle they might wear a good chain shirt, when Noble will invariably be fairly well trained and capable of fighting as Knights. The main interest of the Clergy is the welfare of their "flocks" and performance of Good Works-- while increasing the temporal power and security of the Church.

The Church itself is feudal in structure, with the Rector of a parish occupying much the same position in the Hierarchy as the Landed Knight does in the social order. Rural Deans supervise several parishes, and are almost comparable to Knights Bannerette. The Bishop is the chief cleric of the Diocese, ranking close to a Baron or Earl. The Archdeacon is his chief lieutenant, usually a hard-nosed religious politician who maintains order and discipline in the diocesan organization. The Archbishop is almost Ducal in rank and is the spiritual leader of a region equivalent to a Country or Province. Heading the nation is the Primate, comparable to the King in overall status. The Pope is the head of the Church and is chosen from the ranks of the Princes of the Church-- leading Archbishops raised to Cardinal rank. A character has only a 5% chance of election on the vacancy of this highest of offices.

Advancement in the Church is by Influence exerted on a 1 to 1 basis. A Clergyman is ordained at experience level 5. After that, he must rise to high position by influencing his superior. He may gain a position as Chaplain to a Lord or may apply to the Rural Dean for a Curate's post in a parish. If he is very ambitious, he may apply to the Archdeacon for a position on the Cathedral staff as a Canon, declaring his interest in Church politics. Most Priests, however, will hope for a position as Rector, at best settling for a parish. Bishops and Archbishops come to their positions by influencing the Primate. 20% of the time, the King may be able to appoint a Bishop. The Primate is elected by the Grand Chapter of Bishops (number is set by the players), with a 25% chance of a vote by each one being in favor of the aspirant. If elections are lost (40% required for election), a non-player character is elected.

## Ranks and Titles

**Abbot:** An abbot is the head of a monastery. He may or may not be a priest. The abbot's loyalty is to his local nobleman, not to the local bishop.

**Abbess:** This woman is in charge of a house of holy women called a nunnery. Nunneries are usually associated with a nearby monastery whose abbot receives loyalty from the abbess.

**Archbishop:** Archbishops receive the loyalty of their bishops.

**Bishop:** Bishops are administrators and guides for a number of priests.

**Canon, Regular:** These priests live in a community, but differently from monks by engaging in works of active pastoral ministry. The principle orders are: Black canons, or Augustinians; and White canons, or Premonstratensians or Norbertines.

**Cenobite:** He is a monk who lives in a community, as distinct from a hermit or anchorite who lives alone.

**Cardinal:** A cardinal is a bishop who has been elected to an important in the church. He must live in Rome, and is charged with electing the new Pope whenever necessary, and may be appointed to be in charge of some important church business. In the latter case, he is invested with the powers as a Papal Legate.

**Friar:** He is a member of a religious order which combines aspects of monasticism with active ministry in the world. Friars constitute the "mendicant orders," emphasizing corporate poverty. The principle orders are: the Gray friars, or Franciscan Friars Minor, who have three branches called Friars Minor, Conventuals, and Capuchins. Other historic orders include the Black Friars, or Dominicans, also called the Order of Preachers; White Friars (or Carmelites); Augustinian or Austin Friars; and the Servites.

**Hermit:** Anyone who lives a secluded life devoted to prayer and contemplation can be called a hermit. Some, like Percivale's aunt, shut themselves up in a box and never move out, and are called anchorites. Some are monks and priest. Many are lay folk. Knights often retire to become monks, and in some cases they seem to take the title of hermit and live in the wilds part time, returning later to their castles. Contrast this with the Cenobite.

**Monk:** A monk is a man who lives in a religious community under vows of chastity, poverty, and obedience, engaging primarily in communal worship and self perfection. Further tasks depend on the order and on the individual. Many different orders exist, but the best known are the White Monks (Cistercians) and Black Monks (Benedictines).

**Nun:** A woman who retires to a life of religion is called a nun. (Although some Celtic practices allowed women to assist in the ritual Mass, no woman is allowed to become a priest.) Nuns differ from Sisters in having taken a "solemn vow." Orders of nuns include: Augustinian Canonesses, Benedictines, Poor Clares, Carmelites, and Ursulites.

**Pope:** The Archbishop of Rome, the Heirof St. Peter, is also

titled the Pope. He is the highest authority of the Roman Catholic religion. All archbishops owe him loyalty.

**Priest:** The basic holy person of the Christian faith is a priest, who serves as a go-between for man to God. He oversees all sacraments, services, and salvation.

**Sister:** A woman may join a religious order. Sisters differ from nuns in that they take only "simple vows." Among them are the Sisters of Charity, of Mercy, of the Sacred Heart, of Nazareth, of St. Joseph, and the Little Sisters of the Poor.

## The Monastics



The Monastic orders are dedicated to the pursuit of prayer and meditation in the cloistered surroundings of the Monastery. Only Lawfuls may enter Monastic Orders, and advancement is by attaining experience, with each rank requiring two experience levels for qualification (e.g.: a level 8 Monk would be a Precentor). A second requisite is a Bardic voice of 10, for a Monk must be able to sing the chants of the Order.

Nuns have the same organization in their Orders, culminating with the rank of Mother-Superior of her Sisterhood.

Monks and nuns are bound by a great oath to follow the Rule of their holy order, a set of sacred laws set forth by its founder. Rules are different for different orders, and monks and nuns wear robes and hoods of varied patterns, sober blacks, or shades of brown and white, to show which order they belong to.

Some orders accept only men; some take both men and women. Every order is based on similar ideals: prayer observed throughout the day and night; withdrawal from the evils of the world; and celibacy. Generally monks and nuns live in separate institutions, though there is a lot of gossip about what goes on behind the walls.

These orders often hold their own lands, some as extensive as those of dukes and earls; the lord of a monastery or convent is called an abbot or an abbess. Those who have forsaken the sins of the world are holier than the most pious lay person and the most powerful archbishop alike. Monks and nuns answer only to their abbot or abbess. Because many monasteries are extremely wealthy, after generations of gifts and bequests and the profitable labor of the brethren within, abbots and abbesses have to deal with many temporal concerns, from political relations with the local nobles to rivalry with other monasteries and the meddling of bishops.

As true monks or nuns are the holiest of all people, so are false ones the most debased. Their souls are highly prized by the servants of the Dark One. While most live in pious chastity, an unholy few lie on silk sheets, eat foods as rich as those enjoyed by any king, keep lovers, and sometimes even deal with infernal powers. Lecherous and luxury-loving monks and nuns are the subject of a thousand jokes and as many tales of horror.

At levels 1 and 2 the Novice spends time in the fields around the Monastery and in the Cloister at hard, back-breaking labor, and he gains each level after 4 months less 1 week for each Wisdom point over 14. Levels 3 and 4 are spent as a Lay Brother, learning the chants, and he gains each level after 4 months less 1 week for each Bardic Voice point over 10. Those with Intelligence or Dexterity of 10+ will be taught to read and write, for they will be put to work illuminating Holy Manuscripts. When a Brother attains level 5, those with Alignments of 1, 2, or 3 will be advanced as candidates for the Priesthood and will subsequently serve as Chaplains and Abbots of the Monastery. Others will have only a 33% chance of such advancement. Experience after level 5 is earned as outlined in the chapter on Experience.

When a Monk becomes a Lay Brother, he acquires the ability to make Holy Waters, clerical potions embodying any curative miracle he knows:

**SANCTIFIED WATERS:** All such Waters require 7 petals from each of 7 fresh flowers Sanctified to BMR/E, 7 doses of water from a pure spring, and a Prayer for Divine Intervention. 7 doses of the Waters result. The Waters become the base for all Clerical preparation. The Waters also produce the following effects, no matter what preparation they are included in:

- (1) If deliberately touched by an Evil being (Demon, Undead, Lycanthrope), the Waters do 1D10 damage to bare flesh.
- (2) If in a container and handled by such beings, there is a 20% chance per turn that the waters will boil up, splashing everyone around within 5 feet and doing 1 D6 damage per dose contained. (If the container is closed, it will explode!)
- (3) If swallowed by such beings, they suffer damage as if poisoned by P/9 Poison.

Sanctified Waters also have great value to Magicians, as they will reduce the BMR of any material under enchantment by -1 BMR level is applied at a ratio of 1 part per 10 parts of material being enchanted. A dose = 1/20 dr.

**WATER OF LIFE:** 1 dose per day. This is a cordial similar to Benedictine and it has limited curative powers (1-3 points from damage). It is sold at 1 SP per dose.

**WATER OF HEALING:** 1 dose in 50 days divided by experience level of the Monk. The Waters are equal to a Cure Minor Wounds and are sold at 3 SP per dose.

**WATER OF GREAT HEALING:** 1 dose in 100 days divided by experience

level of the Monk. The Waters are equal to a Cure Serious Wounds or a Cure Disease and are sold at 10 SP per dose. The Waters will also act as an antidote to poison 25% of the time.

**HOLY WATER:** 1 dose per day. Holy Water will burn 1-10 points when employed against Undead or Chaotic Lycanthropes, and will bubble and steam in the presence of evil Demons and the like. Only Clerics may obtain Holy Water, which is also used in religious rites.

**SACRAMENTAL WINE:** Prepared from Sanctified Water mixed with Sanctified Wine and a spice, mixed 3:12:1, this sacred wine is used in the Mass. It also has the capacity to contain any Act of Faith beneficial to men, which the Cleric can bestow at 1/2 cost to Fatigue Levels. A Cleric may prepare 1 dose of Sacramental Wine per day. The wine is not for sale to the general public, and laymen who use it are considered to commit a sacrilege. It has no powers unless used by a Cleric. An Act of Faith requires a number of days to be placed in Sacramental Wine equal to 100 days divided by 1/2 the sum of the Cleric's experience level + Piety score.

A Lay Brother may also begin the illumination of Holy Manuscripts at level 3 if he has a Dexterity of 10+. Holy Manuscripts are equivalent to Magick Scrolls and may be used to contain Holy Words. Each page will take 10-100 days to illuminate and will contain 1 miracle of Command (dictated by a Cleric who knows it) which may be used by any Cleric able to read.

At level 7, he qualifies for Cellarer in charge of provisions. At level 9, he is promoted to Precentor or Choir Leader. At level 11, he attains the rank of Sacristan in charge of the sacristy and ceremonial equipment and trappings. At level 13, he becomes Almoner and distributes alms to the poor. Level 17 see the Character as Circatore, second in charge of the monastic establishment. Level 19 brings a priory or small monastery (10+3D6 Monks) to the Prior. Level 21 brings an abbey or large monastery (30+4D10 Monks) and the exalted rank of Abbot. Finally, at this point, the Character has a chance to advance to Father-General of the Order, using the same voting system as indicated for the Primate.

## The Monastery



Each monastery endeavoured to form an independent, self-supporting community whose monks had no need of going beyond its limits for anything. In course of time, as a monastery increased in wealth and number of inmates, it might come to form an enormous establishment, covering many acres and presenting within its massive walls the appearance of a fortified town.

The principal buildings of a monastery of the larger sort were grouped around an inner court, called a cloister. These included a church, a refectory, or dining room, with the kitchen and buttery near it, a dormitory, where the monks slept, and a chapter house, where they transacted business. There was also a library, a school, a hospital, and a guest house for the reception of strangers, besides barns, bakeries, laundries, workshops, and storerooms for provisions. Beyond these buildings lay vegetable gardens, orchards, grain fields, and often a mill, if the monastery was built on a stream. The high wall and ditch, usually surrounding a monastery, shut it off from outsiders and in time of danger protected it against attack.

The following rooms would be included in a plan of a monastery. The descriptions of the rooms are as follows:

- Cellarium - store-house of a monastery.
- Chapter-house - The chapter house was a room in which monks met daily, to discuss business and to hear a chapter of the monastic rule.
- Cloister - the cloister was a covered walkway in a monastery often situated around a quadrangle. A cloister often comprised of a plain wall or colonnade on the outer side and a series of windows on the inner side.
- Dorter - a dorter was a monastic dormitory. Sometimes the monks slept in isolated rooms called cells.
- Frater - a frater was another term for a refectory (dining room).
- Garderobe - a garderobe is a lavatory.
- Granary - A monastery storehouse for threshed grain.
- Infirmary - the infirmary was the part of a monastery which housed the monks who were too sick or old to take part in the normal monastic life.
- Kitchen - The monastery kitchen where food was prepared and cooked.
- Lavatorium - the lavatorium was a room which contained a trough with running water where monks washed their hands before meals.
- Misericord - a misericord was the part of a monastery where monks were disciplined.
- Night Stair - A staircase used by the monks to enter a church directly from their dormitory in order to attend late night and early morning services.
- Refectory - the refectory was dining hall of a monastery.
- Sacristy - the sacristy was a small building, usually

attached to the chancel in which vestments and sacred vessels were kept.

- Scriptorium - the scriptorium was the room in a monastery used by clerics or scribes copying manuscripts.
- Warming-house - the warming house was the only room in a monastery, apart from the infirmary and kitchen, where a fire was allowed. Also called a Calefactory.

A monastery is a farm, an inn, a hospital, a school and a library. The uses of a monastery included the following:

- A monastery received pilgrims and travellers.
- A monastery performed many works of charity, feeding the hungry, healing the sick who were brought to their doors, and distributing their medicines.
- A monastery provided education for boys who wished to become priests and those who intended to lead active lives in the world.
- A monastery copied the manuscripts of classical authors preserving valuable books that would otherwise have been lost.
- A monastery kept records of the most striking events of their time and acted as chroniclers.

### Social Status & Income



When they enter Holy Orders, Characters leave behind their birth rank (although it might well be remembered and may affect some who deal with the Character). All rank comes strictly from one's position in the Church hierarchy and the respect people have for the Church. Incomes given are for maintaining one's position. Lower ranks in most cases receive little. Those at high rank have reflected in their incomes the revenues of their Church holdings, and they must use that revenue to maintain their entire establishment, not just themselves.

Exp. Level	Clergy	Congregation	Income	Status
1	Novice	on staff	6 SP	3
2	Reader	on staff	9 SP	4
3	Deacon	on staff	12 SP	5
4	Postulant	on staff	12 SP	6
5-7	Priest	on staff	25 SP	7
8-9	Curate	100 + 1d100	x1 SP	9
10-11	Chaplain	100 + 1d100	x1 SP	10
12-13	Rector	100 + 3d100	x1 SP	12
14-15	Rural Dean	3-6 Churches	x1 SP	15
16	Canon	Cathedral	100 SP	20
17	Archdeacon	Cathedral	250 SP	22
18	Bishop	Diocese	1000 GP	27
19	Archbishop	Diocese	2000 GP	42
20	Cardinal	Diocese	3500 GP	47
21	Primate	Diocese	5000 GP	50
22	The Pope	Christendom	10000 GP	75

Exp. Level	Monk	Congregation	Income	Status
1-2	Novice	on staff	6 SP	3
3-4	Lay-Brother	on staff	6 SP	4
5-6	Monk	on staff	6 SP	5
7-8	Cellarer	on staff	10 SP	5
9-10	Precentor	on staff	10 SP	5
11-12	Sacristan	on staff	10 SP	7*
13-16	Almoner	on staff	10 SP	8
17-18	Circatore	Monastery (10 + 3d6)	50 SP	12
19-20	Prior	Priory (20 + 3d6)	100 GP	20
21	Abbot	Monastery (30 + 4d10)	500 GP	25
22	Father-General	Order	1000 GP	35

\*Sacristan and upwards are almost invariably ordained.

### Lay Clergy



For some, to be a lay cleric is the first step on the road to God. For others, it is a refuge from an inhospitable world, without the strict discipline of religious life. The vast majority of students, of whom more is said later, are lay clergy and hence beyond the reach of civil law. Most lay clergy are happy to stay as they are, free to live in the temporal world and subject only to the gentler laws of God. The worst of them are corrupt, licentious, and irreligious, caring only for the freedom their status gives them. Lay clerics include the following, described in ascending order of seniority.

- Doorkeepers: The lowest order, they guard the entrances to holy places.
- Readers: These clergy write and teach, joining the everyday world with that of the Church.
- Exorcists: Such people are specialists in casting out of demons and in holy cures.
- Acolytes: Closest to holy orders, these clergy minister at the altar.

### Friars



Friars are organized in identical fashion to the Monastics, except that they send their Brothers into the world to live in the service of others and to spread the Gospel. They live strictly according to vows of poverty, depending upon the charity of the devout for their food and shelter, and begging alms for the poor from all they meet--which monies they dispense to the needy.

Characters who do not qualify for the Clergy or the Monastic Orders may become Friars. The Friars are simply not fitted to the discipline of the Monastery or the Clergy and are therefore able to move about with freedom. Some are of the classic Friar Tuck variety, worldly, pleasure-loving, and able to wink at the weaknesses and foibles of men, so long as they are not too wicked. Such Brothers have the ability to Sanctify Waters of Life and Holy Water, but they are really Fighting Clerics and often use weapons with an edge. They do not wear armor heavier than a mail shirt and metal cap, and invariably come from rural, Commoner stock. The Quarterstaff is their first choice of weapons for specialization. Each makes his headquarters in a small chapel in the woodlands, aids and abets Outlaws unjustly oppressed by wicked lords, and sides with the peasantry crushed by harsh, grasping nobles.

There are two classes of orders known as friars, or mendicant orders: the four "great orders" and the so-called "lesser orders".

The four great orders were mentioned by the Second Council of Lyons (1274), and are:

- The Dominicans, founded ca. 1216. The Dominicans are also known as the "Friar Preachers", or the "Black Friars", from the black mantle ("cappa") worn over their white habit. The Dominicans were founded by St. Dominic and received papal approval from Honorius III, in 1216 as the "Ordo Praedicatorum" under the Rule of St. Augustine. They became a mendicant order in 1221.



- The Franciscans, founded in 1209. The Franciscans are also known as the "Friars Minor" or the "Grey Friars". The Franciscans were founded by St. Francis of Assisi and received oral papal approval by Innocent III in 1209 and formal papal confirmation by Honorius III in 1223.



- The Carmelites, founded ca. 1155. The Carmelites are also known as the "White Friars" because of the white cloak which covers their brown habit. They received papal approval from Honorius III in 1226 and later by Innocent IV in 1247. The Carmelites were founded as a purely contemplative order, but became mendicants in 1245. There are two types of Carmelites, the Calced and Discalced Carmelites.
- The Augustinians, founded in 1255. The Augustinians are also known as the "Hermits of St. Augustine", or the "Austin Friars". Their rule is based on the writings of Augustine of Hippo. The Augustinians were assembled from various groups of hermits as a mendicant order by Alexander IV, from whom they obtained papal approval in 1255.

The lesser orders are:

- the Trinitarians established in 1198
- the Mercedarians, established in 1218
- the Servites established in 1240
- the Minims, established in 1474
- the Conventual Franciscans, established in 1517
- the Third Order Regular of St. Francis, established in 1521
- the Capuchin, established in 1525
- the Discalced Carmelites, established in 1568
- the Discalced Trinitarians, established in 1599
- the Order of Penance, established in 1781

## The Military Orders



The principal feature of the military order is the combination of military and religious ways of life, its members taking vows of poverty, chastity and obedience. Some of them, like the Knights of St John and the Knights of St Thomas, also cared for the sick and poor. However, they were not purely male institutions, as nuns could attach themselves as convents of the orders. One significant feature of the military orders is that clerical brothers could be, and indeed often were, subordinate to non-ordained brethren.

The fighting orders were exclusive bodies and did not welcome untested fighters (1) severe casualties required rapid-replacement of depleted ranks or (2) the applicant had a father or "friend" of rank sufficient to influence the Knight Commander of Chapter. Knights, Sergeants, and Men-at-Arms of level 6+ were welcome, however, whatever their former background (except convicted felons). Many Knights under vows were atoning for evil deeds and grievous sins, and high Alignments were no impediment to membership. Be forewarned, however! Enlistment tends to be for life and discipline is strict. Holy fighting orders were the medieval suicide squads and do battle against the infidel with true fanaticism.

The Fighting Orders are of two types. One type of Fighting Cleric, a noble with an Alignment of 2, joins the household of a lawful lord as a Paladin (an Alignment of 1 joins a Fighting Order as such). Paladins seek great Quests to the Glory of God and are implacable foes of all evil in the world. They will gather around them a following of Knights and Sergeants of goodly character who share in this vision. The other type of Fighting Cleric is either a lawful man who wishes to serve the Church in a military capacity or else a Knight or Sergeant who has done wrong and has taken vows to atone for his guilt. Such Fighting Clerics live in a Chapter House and follow a Monastic life.

Most paladins are the embodiment of knighthood. They are supposed to represent the highest values of honour, nobility and chivalric behavior – the ultimate knight. They are the greatest fighting men alive trained to be the very quickest and deadliest of all warriors. Paladins are fighting machines skilled in several weapons and martial arts combat, as well as being exquisite equestrians. Like knights, they are often of noble birth and usually highly educated, although some are born from more humble beginnings. The paladin is dedicated to destroying evil, protecting the innocent and righting injustice wherever it is found. The paladin tends to lead by example and up-holds the tenants of the Code of Chivalry above all else.

Characters with Alignments of 1 or 2 may join holy fighting orders at level 1 by virtue of their devotion to God and their prospective Paladin status. However, they will be expected to be in the forefront of the eternal fight against Evil and must distinguish themselves as several cuts above the average. They become Paladin when they reach level 5, as a squire qualify for knighthood, and obtain the following benefits:

- never checking morale when fighting Evil or creatures of Darkness like Undead.
- immunity to all forms of diseases.
- at level 11, he may call once for a warhorse. He have to pray for a night in a holy place then the dice are rolled for an Intervention. The warhorse is always a great Horse and will be obtained if the Paladin is successful at the end of a quest (what the quest should be is at the GM discretion).

Like all his brothers in the order, a Paladin had taken vows of poverty, chastity and obedience. He must give all his possessions to his order and can't have any relationships with a person of the opposite sex. In return, the order and his brothers in arms take care of him. If he failed in his word, he lose all the benefits and clerical miracles God granted him and he becomes a fallen Paladin. True Love is the sole exception (ie: when both lovers will give their lives to save the beloved heart).

The Religious Fighting Orders exist as the military arm of the Church, although they are quite independent of the national Hierarchy and answer ultimately to the Pope. They have much the same goals as Knights, but do not seek the favor of ladies even if they will rescue them. Unless a Priest has joined such an Order, a member will have limited Clerical Powers, usually only Miracles #1 and #2. Paladins acquire all of the Miracles, however. (See "Clerical Fighting Orders" in the chapter on Heraldry.)



## Inquisition



Christianity is engage in an apocalyptic battle against the Devil and his secret army of witches, who had enter into a diabolical pact. Accusations of witchcraft are frequently combined with other charges of heresy. The papal inquisition is staff by professionals, trained specifically for the job. Individuals are chosen from different orders and secular clergy, but primarily they come from the Dominican Order. The Dominicans are favored for their history of anti-heresy, education, and skill in debate. As mendicants, they are accustomed to travel and not interested in personal gain.

The Malleus Maleficarum (Latin for "The Hammer Against Witches"), a famous witch-hunting manual outlines how to identify a witch, what makes a person more likely to be a witch, how to put a witch to trial and how to punish a witch. The book, written by Heinrich Kramer and Jacob Sprenger, asserts that three elements are necessary for witchcraft: the evil-intentioned witch, the help of the Devil, and the Permission of God. The treatise is divided up into three sections. The first section refutes critics who denied the reality of witchcraft, thereby hindering its prosecution. The second section describes the actual forms of witchcraft and its remedies. The third section is to assist judges confronting and combating witchcraft.

Inquisitorial procedure was a radical departure from standard juridical process. Inquisitors soon acquired the right to summon suspects from their homes to places that the Inquisitors deemed safe; they could also summon anyone who was the subject of even the slightest speculation. Summons were announced privately to the suspect, then publicly at Sunday Mass. If the suspect did not arrive for trial within a year of the summons, then he was definitively branded a heretic.

Suspects were required to take an oath to testify truthfully, including against themselves. Witness testimonies could come from anyone, even those normally barred from testifying: criminals, the excommunicated, and more. Finally, the accused was denied lawyers or clerks. Gregory's Excommunicamus also denied the right of appeal to the Apostolic See. If, in the course of the trial, a suspect was believed to have lied, he was imprisoned. After a public hearing, if the suspect abjured heresy, he was given the general mercies of the church, with punishments ranging from pilgrimage to life imprisonment.

The unrepentant heretic, on the other hand, was sentenced to death. Because canon law forbade the Church to inflict such penalties, impenitent heretics would be surrendered to the secular court. The standard form of capital punishment was burning at the stake. It is, of course, linguistic sophistry to use this fact to claim that the Inquisition itself never sent anyone to the pyre.

Inquisitors considered themselves father-confessors, judges and prosecutors, all simultaneously; it was their duty to not only maintain the orthodoxy of the faith and the stability of Christendom but to save the soul of the heretic.

The papal inquisition has developed a number of procedures to discover and prosecute heretics:

**Investigation:** When a papal inquisition arrive at a town it have a set of procedures and rules to identify likely heretics. First, the townspeople are gathered in a public place. Although attendance is voluntary, those who failed to show are automatically suspected, so most would come. The inquisitors would provide an opportunity for anyone to step forward and denounce themselves in exchange for easy punishment. As part of this bargain they would need to inform on other heretics. In addition, the inquisitors can simply force people to be interrogated. Once information had been gathered, an inquisitorial trial could begin.

**Trial:** The inquisitorial trial generally favor the prosecution (the Church). The accused are expected to self-incriminate and did not have the right to face and question the accuser. It is acceptable to take testimony from criminals, persons of bad reputation, excommunicated people, and convicted heretics. Blood relationship did not exempt one from the duty to testify against the accused.

The inquisitor can keep a defendant in prison for years before the trial to obtain new information. Despite the seeming unfairness of the procedures, the inquisitors did provide some rights to the defendant. At the beginning of the trial, defendants are invited to name those who had "mortal hatred" against them. If the accusers are among those named, the defendant is set free and the charges dismissed; the accusers can face life imprisonment. This option is meant to keep the inquisition from becoming involved in local grudges. A confession under torture is not admissible in court, although the inquisitor can threaten the accused with torture during the proceedings.

**Torture:** A papal bull entitled *Ad exstirpanda*, which authorized the use of torture by inquisitors. Torture methods that result in bloodshed, mutilation or death are forbidden. Also, torture can be performed only once. However, it is common practice to consider a second torture session to be a "continuation" of the first. People are also tortured by getting hung by their wrists, and have weights hung from their ankles.

**Punishment:** Among the possible punishments are a long pilgrimage for first offenders, wearing a yellow cross for life, confiscation of property, banishment, public recantation, or long-term imprisonment. Burning at the stake is only for the most serious cases, including repeat offenders and unrepentant heretics. Execution is done not by the Church, which is forbidden to kill, but by secular officials. The accused can have all of his property confiscated, and it is said that in many cases, accusers may have been motivated by a desire to take the property of the accused.

The methods of Inquisitors were often vicious because they fought such a vicious and cunning opponent. Often, innocent people against whom the circumstantial evidence was too great to allow them to go free were burned alive beside genuine witches. Among some of the population their brutality won them enemies and so a movement against them grew formed partly of infernalists and partly of innocent people wronged by the Inquisition who assumed the evils that came before were a thing only of the past.

Over time the Inquisition found itself less and less able to count on the support of the common man. Secret renegade groups proliferated, almost all of which were backed up by witchcraft somewhere in their ranks. The Church itself began to suffer accusations of being no better than the Evil Priests they had overthrown.

Inquisitors have the following abilities:

Experience Level	Law	Library	Occult	Persuade	Insight	Theology
1 Keeper	25%	10%	20%	5%	10%	40%
2 Keeper	28%	15%	23%	5%	13%	42%
3 Keeper	30%	20%	25%	7%	15%	45%
4 Keeper	33%	25%	28%	10%	20%	47%
5 Warder	35%	30%	30%	12%	25%	50%
6 Warder	38%	35%	33%	12%	30%	52%
7 Warder	40%	40%	35%	15%	35%	55%
8 Defender	43%	45%	40%	20%	40%	57%
9 Defender	45%	50%	43%	22%	45%	60%
10 Defender	50%	55%	45%	25%	50%	62%
11 Protector	55%	60%	50%	25%	55%	65%
12 Protector	60%	65%	53%	30%	60%	67%
13 Protector	65%	70%	55%	32%	65%	70%
14 Prosecutor	70%	75%	58%	35%	70%	72%
15 Prosecutor	75%	80%	60%	35%	75%	75%
16 Prosecutor	80%	85%	65%	40%	80%	77%
17 Inquisitor	85%	90%	70%	42%	85%	80%
18 Inquisitor	90%	95%	75%	45%	90%	82%
19 Inquisitor	95%	98%	80%	47%	95%	85%
20 Grand Inquisitor	100%	100%	85%	50%	100%	90%

**LAW:** Represents the chance of knowing pertinent law, precedent, legal maneuver, or court procedure. The practice of law as a profession can lead to great rewards and political office, but it requires intense application over many years.

**LIBRARY:** Library enables an Inquisitor to find a given book or reference in a library or collection of documents, assuming that the item is there. Each use of this skill marks four hours of continuous search. This skill can locate a locked case or rare-book special collection, but Persuade, a bribe, or special credentials might be needed to get at the books.

**OCCULT:** The user recognizes occult paraphernalia, words, and concepts, and identifies grimoires of magick and occult codes when he sees them. The Inquisitor is familiar with the families of secret knowledge passed down from Egypt and Sumer, from Greece and Ancient Lore as well. Comprehending certain books may provide percentiles of Occult.

**PERSUADE:** Use Persuade to convince a target about a particular idea, concept, or belief. Persuade's effect lingers indefinitely and insidiously, for years perhaps, until events or another Persuade turn the target's mind in another direction. The successful application of Persuade might take an hour to several days, depending on what's being attempted.

**INSIGHT:** Use this skill to evaluate another person's character, emotional state, and motives based on body language, speech patterns, and other intangible factors. Insight allows the Inquisitor to sense a bluff, or to sniff out a lie. In general, the keeper should make the rolls for this skill and keep the results secret, announcing only the information, true or false, that the user gained by employing it. Players should not expect that this skill penetrates skillful deceit unless the person's confidence somehow has been shaken.

**THEOLOGY:** The ability to recall the laws and obligations of a faith, successfully debate points of theology, identify regalia or religious texts, sort orthodoxy from heresy, or properly lead a religious ceremony.

## The Enemy



he Order's purpose is to defend Christendom against all foes, internal and external. In his wisdom, the Pope permits bishops to conduct inquisitions into heresy within their own dioceses. The effectiveness of such an inquisition depends greatly on the zeal of the bishop who leads it and the men he employs to conduct it.

The ultimate enemy is, of course, Satan, the Great Adversary and the Enemy of God. The Fallen works his evil in the world through four categories of agent:

**Monsters:** are unnatural creatures that must be slain or bound. Demons and other spirits fall into this category, as do the unquiet dead.

**Cultists:** are those who worship demons or evil spirits. They band together under the command of a witch or sorcerer, practising their vile rites, often including blasphemous black masses and human sacrifice. For the cultist, there can be no mercy. They must be expunged.

**Sorcerers:** are those who practise the unholy science of magick. Chiefly, we are concerned with diabolists who seek to conjure demons but also alchemists, wonder-workers, charlatans, magi, astrologers and witches.

**Heretics:** are those who have turned from the Church's orthodox teachings and, while still professing to worship the One True God, do not pay due homage to Rome.

## Heretics



eretics are so-called Christians who hold beliefs that are anathema to the Church. They follow the teaching of one damned heresiarch or another, denying the supremacy of Rome and the rightness of Orthodox teachings. The Order is bound to protect Christendom from heresy.

The Church desires to suppress heretics by arresting their leaders and forcing them to recant their beliefs. This can only be accomplished with the co-operation of the secular authorities, which can be difficult to obtain. If a heresy is well-established, then the noble rulers of that region are caught between the demands of the Church and the beliefs of their subjects. In such cases, bringing in truly loyal Christian knights from elsewhere through a holy war or crusade may be the only option.

**Bogomils:** The Bogomilian heresy is prevalent in the east, especially Bulgaria where it originated. The Bogomils believe the archangels Satan and Michael were the sons of God and that Satan rebelled against his heavenly father and created the earth, for which he was cast down into Hell. Humanity were created by God but are trapped in this devil-made world. Michael took on human form and came down from Heaven as Jesus to defeat his fallen brother but Satan's agents crucified him. The church and all its popes, bishops, priests and monks are but servants of Satan. The Bogomils - 'beloved of God' - must not obey the church or the corrupt kings whose authority is derived from the church. Thus, they reject all the social order of the age. Bogomils have no priests but gather to conduct ceremonies together.

**Cathars:** Like the Bogomils, the Cathars are dualists, believing that this world was created by an evil god, Rex Mundi and that the true god is a pure spirit, unsullied by matter. As such, Jesus cannot have been the son of God and the Church with its opulence and emphasis on Christ's death and sacrifice is wholly devoted to the service of evil. They believe that, over the course of many lifetimes, a devout soul can escape from the prison of matter and become enlightened. Giving up the pleasures of this world - especially sex, which leads only to trapping more souls in the prison of matter - helps advance the soul along the path, although only the perfecti are expected to be truly ascetic. Those who are enlightened are called perfecti. These perfected souls give up all their possessions and spend their lives in prayer and self-denial, living in monastic communities supported by the rest of the believers. Only the perfecti can perform the rite of consolamentum, which elevates a believer into the ranks of the perfecti. Normally, this ritual is used only when a soul has reached perfection, as the ascetic life of the perfecti is extremely hard but consolamentum is also given to believers who are about to die, so they may receive the spiritual benefit for a short time without risking failure.

**Almarians:** This heresy recently began in Paris, following the teachings of a theologian named Almaric. He is a pantheist, believing that all men - indeed, all things - are God. Those who are spiritually enlightened become aware of their oneness with God and it is possible to reach such awareness through prayer and spiritual effort alone, without any recourse to the Church. Worse, those who do reach such perfection are, according to Almaric teachings, so perfect that they are unable to sin. If they are one with God, then nothing they do can be wrong. Such freedom from consequence leads inevitably to the most vile sinfulness and madness.

**Waldensians:** This movement, founded by a merchant named Peter Waldo of Lyons, began with the blessing of the Church. Waldo and his followers gave away all their worldly possessions to better emulate the poverty of the apostles. The Church admired their sacrifice but told them not to preach without permission of local bishops. The Waldensians refused to obey this stricture and were declared heretics. They have become increasingly anti-Catholic, arguing that the church is corrupt. Some claim the Waldensians are far older and trace their lineage back to apostolic times.

## Gladius Dei

If the Inquisition is the shield of the feudal society, Gladius Dei is the sword. It is the warrior elite and the strong arm of the Inquisition. These knights and warriors have a fearful reputation, and supernaturals dread the golden cruciform sword that is their grant of arms. The knights of Gladius Dei are well-trained and are better-armed than their brothers of the different clerical fighting orders. Their mission is to protect and assist the inquisitors in their task.

The members of this corps d'élite, the "Sword of God," are loyal without fault, zealous, courageous and capable. Members of Gladius Dei are hand selected by the Inquisitor-General himself and act under his direct authority.

Gladius Dei's members are cocky, even a tad arrogant, but with good reason - no auto-da-fé called by Gladius Dei has ever been a failure.

To be a member of Gladius Dei is to murder, not once but many times. If God is merciful, then most of these deaths will be those whom it is right to kill - monsters, murderers, heretics, demon-worshippers, necromancers and the like.

They may also be called upon to kill the innocent: 'Better a hundred innocents die than one of evil escape'. Consider this situation: in pursuit of a necromancer who intends to summon up a demon, that will undoubtedly kill thousands, the necromancer flees into a village. If the Gladius Dei painstakingly search through the village, it will not find the necromancer before he completes his unholy rite and therefore must destroy the village, killing hundreds to save thousands.

The Gladius Dei opposes interference from the Society of Sentinels. Inquisitors are hand-picked by the local bishop (or his representatives, as many bishops live far away from their appointed dioceses) and for the Society to trespass into their affairs is plainly an attack on the bishop's character and ability. Gladius Dei have notoriously little respect for the Opus Dei and appeals to papal authority may fall on deaf ears.

In some regions, the Inquisition and the Society of Sentinels do manage to work well together. The Sentinels infiltrate the community of believers, identifying as many names as possible so a list can be given to the Inquisition at the end of the Society's involvement. It is not enough to simply eliminate such leaders: the Inquisition must ensure that the dead heretic does not become a martyr or that a cult is decapitated and that knowledge of it is buried forever, etc.

## Opus Dei

Opus Dei, formally known as The Prelature of the Holy Cross and Opus Dei, is an organization of the Church that teaches that everyone is called to holiness and that ordinary life is a path to sanctity. The majority of its membership are lay people, with secular priests under the governance of a prelate (bishop) appointed by the pope. Opus Dei is Latin for "Work of God", hence the organization is often referred to by members and supporters as "the Work".

Opus Dei center around criticisms for its secretiveness, its recruiting methods, the strict rules governing members, its acknowledged practice by celibate members of mortification of the flesh, its elitism and misogyny. Within the Church, Opus Dei is also criticized for seeking independence and more influence. The fact is that Opus Dei deploy best efforts to infiltrate the opponents of the Church to defeat them. While the Inquisition and fighting orders are the Hammer of the Church, Opus Dei is the sharp knife which strikes the enemies at the decisive moment.

As a spirituality for ordinary people, Opus Dei focuses on performing sacrifices pertaining to normal duties and to its emphasis on charity and cheerfulness. Additionally, Opus Dei celibate members practice "corporal mortifications" such as sleeping without a pillow or sleeping on the floor, fasting, or remaining silent for certain hours during the day. They may also wear a cilice, a small metal chain with inward-pointing spikes that is worn around their upper thigh. The cilice's spikes cause discomfort and may leave small marks, but typically do not cause bleeding.

The head of the Opus Dei prelate is known as the Prelate. The Prelate is the primary governing authority and is assisted by two councils - the General Council (made up of men) and the Central Advisory (made up of women). The Prelate holds his position for life. Opus Dei's highest assembled bodies are the General Congresses, which are usually convened once every eight years. There are separate congresses for the men and women's branch of Opus Dei. The General Congresses are made up of members appointed by the Prelate, and are responsible for advising him about the prelate's future. The men's General Congress also elects the Prelate from a list of candidates chosen by their female counterparts. After the death of a Prelate, a special elective General Congress is convened. The women nominate their preferred candidate for the prelate and is voted upon by the men to become the next Prelate - an appointment that must be confirmed by the Pope.

**Supernumeraries**, the largest type, currently account for about 70% of the total membership. Typically, supernumeraries are married men and women. Supernumeraries devote a portion of their day to prayer, in addition to attending regular meetings and taking part in activities such as retreats. Due to their career and family obligations, supernumeraries are not as available to the

organization as the other types of members, but they typically contribute financially to Opus Dei, and they lend other types of assistance as their circumstances permit.

**Numeraries**, the second largest type of members of Opus Dei, comprise about 20% of total membership. Numeraries are celibate members who usually live in monasteries run by Opus Dei. Both men and women may become numeraries, although the manors are strictly gender-segregated. Numeraries devote the bulk of their income to the organization.

**Numerary assistants** are unmarried, celibate female members of Opus Dei. They live in monasteries run by Opus Dei but do not have jobs outside the monasteries - instead, their life is dedicated to looking after the domestic needs of the monasteries and their residents.

**Associates** are unmarried, celibate members who typically have family or professional obligations. Unlike numeraries and numerary assistants, the associates do not live in Opus Dei monasteries. Those who show special talents are trained to serve as Spy and entered a special branch of the Opus Dei called "the Society of Sentinels". Spies have all of the abilities of Assassins.

**The Clergy** of the Opus Dei Prelature are priests who are under the jurisdiction of the Prelate of Opus Dei. They are a minority in Opus Dei - only about 2% of Opus Dei members are part of the clergy. Typically, they are numeraries or associates who ultimately joined the priesthood.

**The Priestly Society** of the Holy Cross consists of priests associated with Opus Dei. Part of the society is made up of the clergy of the Opus Dei prelate - members of the priesthood who fall under the jurisdiction of the Opus Dei prelate are automatically members of the Priestly Society. Other members in the society are diocesan priests - clergymen who remain under the jurisdiction of a geographically defined diocese. These priests are considered members of Opus Dei who are given its spiritual training. They do not however report to the Opus Dei Prelate but to their own diocesan bishop.

**The Cooperators** of Opus Dei are non-members who collaborate in some way with Opus Dei - usually through praying, charitable contributions, or by providing some other assistance. Cooperators are not required to be celibate or to adhere to any other special requirements.

In accordance with Catholic theology, membership is granted when a vocation, or divine calling is presumed to have occurred.



Associates who serve as spies have the following abilities:

Experience Level	Detect					
	Ambush	Rumors	Disguise	Escape	Forgery	Imitate
1 Lurker	25%	10%	20%	5%	10%	10%
2 Lurker	28%	15%	23%	5%	13%	12%
3 Lurker	30%	20%	25%	7%	15%	15%
4 Lurker	33%	25%	28%	10%	20%	17%
5 Hearer	35%	30%	30%	12%	25%	20%
6 Hearer	38%	35%	33%	12%	30%	22%
7 Hearer	40%	40%	35%	15%	35%	25%
8 Informer	43%	45%	40%	20%	40%	27%
9 Informer	45%	50%	43%	22%	45%	30%
10 Informer	50%	55%	45%	25%	50%	32%
11 Spy	55%	60%	50%	25%	55%	35%
12 Spy	60%	65%	53%	30%	60%	37%
13 Spy	65%	70%	55%	32%	65%	40%
14 Infiltrator	70%	75%	58%	35%	70%	42%
15 Infiltrator	75%	80%	60%	35%	75%	45%
16 Infiltrator	80%	85%	65%	40%	80%	47%
17 Shadow	85%	90%	70%	42%	85%	50%
18 Shadow	90%	95%	75%	45%	90%	52%
19 Shadow	95%	98%	80%	47%	95%	55%
20 Master spy	100%	100%	85%	50%	100%	60%

**DETECT AMBUSH:** Training which develops an eye for spotting locations and terrain suitable for ambushes and being ambushed. It also provides a rudimentary knowledge of guerilla tactics used by bandits and soldiers.

**DETECT/SPREAD RUMORS:** The ability to get wind of any rumors currently circulating about people and events, and also the ability to spread such rumor, (no matter whether they are entirely true or not) by finding willing listeners. The **DETECTING** Skill permits a Character to make discreet inquiries or to overhear other so as to acquire information on specific subjects. The **SPREAD** Skill permits a Character to find willing listeners to hear rumors he is formenting or simply passing along. Failure in either case could raise the suspicions of others as to the motives of the Character.

**DISGUISE:** The character knows how to apply make-up, wigs, skin

putty, dyes, and other special effects in order to alter or conceal his true appearance or that of somebody else. Reduce the character's skill by half when he tries to determine whether or not somebody else is wearing a disguise.

**ESCAPE ARTIST:** The methods, principles, and tricks of escape artists. Includes muscle control (tensing and relaxing muscles), flexing and popping joints, knowledge of knots, and the ability to conceal small objects on the person. The character can try slipping out of handcuffs, chains, ropes, straightjackets, etc.

**FORGERY:** The techniques of making false copies of official documents, signatures, passports, wax seals, and other printed or hand made documents, crests, or seals. The forger must have an original copy to work from (or have total recall) in order to make an accurate copy. Literacy in one or more languages is a plus, otherwise the character is making a visual copy with no understanding of what the document says and is -15% on his skill roll. Add a bonus of +2% if the character has the heraldry skill and +3% for the art skill. Note: Forgers can recognize other counterfeits at -10%.

**IMITATE VOICES & IMPERSONATION:** The ability to imitate the voice, accent and inflections and expressions of another person or regional dialect. This skill is common among thieves and assassins. A successful roll means he has disguised his normal/true speaking voice and accent, and convincingly sounds like he is from another region or part of the world. The second number indicates the character's ability to accurately imitate the voice, inflections and attitude of a specific person! This is much more difficult, and the character will either need to know the person being imitated very well, or have spent hours studying him/her.

## Society of Sentinels



The Society of Sentinels has been waging a quiet war against the supernatural for most of recorded history. For as long as it has existed, however, the Society has fulfilled one overriding mission: to discover those who oppose the Church or use supernatural powers against humankind, and to eradicate them. Its warriors traveled with the Crusaders and assisted the Inquisitors during the Times of Persecution. During those years of war and chaos, as Crusading armies marched (and looted and burned) through Europe and the Middle East, the Sentinels uncovered and destroyed many a monster, from blood-hungry Vampires to malevolent Dragons.

Much of the time of the Sentinels is spent in research and investigation and investigating any strange or unusual incidents they discover. Murders are always investigated, if only to discard any possible supernatural connection. In some cases, only a few devoted people are sent against dangerous creatures or cults, armed only with their faith and the power of prayer. Bitter experience has taught the Society to always send at least one member who knows how to handle mundane threats, however.

The Sentinels enjoyed the support of many members of the nobility and the clergy, including dukes, barons, bishops and cardinals. It was hinted that the Church approved of the organization, but no official proof of this approval was ever offered. They fight in secrecy, partly to avoid vainglory and partly to be allowed to root out evil wherever it is found, be it in the meanest village or in the royal palaces, without any interference from outsiders. Membership eventually became hereditary, and entire family lines have served the Society for as many as twenty generations. When facing the enemy, the Sentinels will resort to all means necessary to end its evil, including violence.

Becoming a Sentinel is not unlike joining a monastic order. Members are required to devote all their time and energies to the purposes of the Society. The Sentinels are paid stipends and grants to allow them to operate without needing a mundane job, and they are also offered free room and board in any of the dozens of Chapel Houses the Society owns throughout the world. Although they are not subject to vows of poverty, most Sentinels give up all their wealth and possessions to the Opus Dei, or have no compunction about using their money to help fellow members. Some members continue to hold down jobs, but only because they are in a position to pass on valuable information and services to the Society. Some Sentinels also move around, seemingly at random, following hunches they consider to be divine guidance.

The Covenant is divided into Chapel Houses. There are Chapel Houses in most major cities. Each Chapel House is centered around a large dwelling, similar to a monastery or a castle. Each Chapel House is under the control of a Deacon, who is in charge of managing all local affairs of the Society as well as overseeing the activities of the Society. Deacons are long-time members of the Society, and they know most of the secrets and the inner workings of the Sentinels; they report directly to the Assembly. Most Chapel Houses are made up of a half dozen or so members; the largest ones have nearly a hundred Sentinels each. People who assist the Society by providing information and other services are referred to as Laymen. The ruling body of the Sentinels is known as the Assembly. The Assembly consists of a small group of individuals (the exact number is a closely held secret) who change meeting places every time they gather together. Any Chapel House can be used as a meeting place for the Assembly, quickly and without warning; local members are not allowed to see or meet with their leaders.

Sentinels of the Society rarely maintain connections with their families. The Society becomes their new community. The following table determine the Connections made during their training and career in the Society.

- Add +10 if the character is of noble blood.
- Add +10 if the character has reached level 14 (Infiltrator).

- Add +10 if the character has reached level 17 (Shadow).

### 1D100 roll Contacts, Enemies and Rivals

01-25	None
26-30	1 Enemy
31-50	1 Contact
51-60	1 Ally
61-70	1 Contact and 1 Rival
71-80	2 Contacts, 1 Rival
81-95	2 Contacts*, 1 Rival, 1 Enemy and 1 Ally
96-100	2 Contacts*, 2 Allies*, 1 Enemy
101-110	3 Contacts*, 2 Allies*, 2 Enemies
111-120	4 Contacts*, 3 Allies*, 3 Enemies*
121-130	5 Contacts*, 3 Allies*, 4 Enemies*

\*The Contacts/Allies/Enemies is a Shadow of the Society.

**Allies:** Allies are older members of the Society, fellow initiates with whom the character has bonded, close friends and family members, or other people in whom he has complete trust. The allies know at least something about the true nature of the Society, although the character may have concealed certain facts from them for their own good.

**Contacts:** Contacts are other members of the Society with whom the character has good relations, former friends from his past life, or simply people he has helped in the past who now owe him a favour. Most Contacts know nothing about the Society, believing him to be a simple monk. Their lives would be forfeit if they knew too much.

**Rivals:** Rivals are other members of the Society with whom the character quarrelled, nobles or clergy who are offended by his interference in their affairs, inquisitors or witch-hunters he has crossed in the past, or some other person who opposes the character but who he was not permitted to kill.

**Enemies:** Enemies are old foes who have escaped the character in the past. They might be witches, demons, monsters, corrupt nobles or bishops, or even fallen former members of the Society.

## Novices



All members of the Society of Sentinels who have not been initiated and anointed are termed novices. There are three grades of novice - Ward, Novice and Initiate. Except in the most unusual of circumstances, novices are restricted to the monastery where they are undergoing their training.

The training regimen of the Sentinels is extremely demanding. In addition to studying the Bible and other scriptures and writings of the saints and holy fathers, novices are obliged to study many other fields appropriate to the novice's level of accomplishment and intellect. All novices are also trained in techniques of observation, deduction, rhetoric and logic, so they are capable of acting wisely in all situations. Nor do the body be neglect in all this honing of the mind - starting from the moment they enter the Society's care, novices are trained in combat with all manner of weapons and are made to exercise in a variety of ways. A fully trained member of the Society should be the equal of the finest knight, the most brutal gladiator, the most cunning thief and the most learned scholar in all of Christendom.

### Ward (Lurker, level 1)

Those children taken in by the Society of Sentinels are referred to as Wards. Wards are trained until the age of 16. They are given basic instruction in combat techniques and physical discipline and they are taught to read and write in both Latin and the common tongue of the region. They are also taught history, philosophy, herbalism and the rudiments of theology. At the age of 12, the progress of the ward is assessed. If he is deemed suitable, he may remain in the monastery.

### Novice (Lurker, level 2)

Novices are potential members of the Society who are undergoing intermediate training. No novice is accepted who is below the age of 16; those above the age of 40 may be accepted but are unlikely to survive the training period. Novices are trained in combat techniques, in stealth and evasion, in deception and spycraft and in the techniques of assassination, of cryptography, in how to lead and how to obey. They are trained to meditate and to pray, to master fear and weakness, to mortify the flesh and the spirit in the service of God. They study all the sciences that are useful to them, such as herbalism, medicine and the natural history of animals and plants. They study history in all its parts, from the creation of the world to the present day, with a special emphasis on practical knowledge - how to conduct a siege in the Roman fashion, where to find the secret cellar in a temple of Apollo, how to behave as if you are a slave in Barbary or a prince in Byzantium. Novices study theology and after a solid grounding in the teachings of Christ, in the writings of the apostles and evangelists and in the collected wisdom of the saints, church fathers and wise philosophers, they are also taught about other religions and cults. They are instructed in the beliefs and methods of pagan cults, in witchcraft and diabolism, in demonology and sorcery (these latter teachings are, of course, wholly abstract and contain no practical workings). Novice training takes between 1-3 years, depending on the aptitude and zeal of the novice. Once a novice is deemed ready, he is tested again before passing onto the rank of Initiate.

### Initiate (Lurker, level 3)

Patience is a virtue; thus, a child brought into the Society as a ward is triply virtuous, for he has laboured and studied for up to seven years without any inkling of the Society's purpose for him. Initiates train under the watchful eye of the Masters for at least 14 weeks. Their instruction is mostly practical - the safe use of alchemical compounds, methods for slaying certain monsters, charms



against hostile magick and the proper ways to carry out an investigation and deal with a cult. Initiate training is so intense that the normal rules of the monastery are suspended. Initiates need pray only once a day and attend Mass but once a week, for every waking hour is consumed with study and practise. Initiates are pressed very hard indeed; even a hardened knight or a well-trained novice can falter at the last.

#### Lay Brothers (Lurker, level 4)

Only a small number of novices pass all the tests. Most are eliminated at one stage or another. Wards who fail are given over to another monastery, where they may still be of use to the Society in another capacity. Novices who fail may still become lay brothers in the Society. These lay brothers are monks who serve at another priory, performing manual labour and aiding the Masters. Lay brothers are not initiated into the deeper mysteries, so the ultimate purpose of the Opus Dei must remain a secret to them, but they can be trusted to know that the Society is more than it seem. On rare occasions, a lay brother may distinguish himself and be permitted to enter initiation late in life.

## The Initiation Ceremony



At each step of the training process, novices are tested. For wards, this testing consists of a verbal interrogation by the Master of the house. The ward must demonstrate physical fitness, the ability to learn and to obey and must show a devotion to the Order, even though they are as yet unaware of its true nature.

For novices, the test involves fighting a bout against older members of the Order, demonstrating physical ability. The novice invariably loses against this superior foe, giving him a chance to demonstrate humility, determination and the ability to analyse one's own weaknesses and compensate. The older member - usually an Informer - is permitted to question or otherwise test the novice. Some of these tests may take weeks; a novice might be taken into the middle of the wild woods and told to find his way back to the school, or brought in to aid with an ongoing inquisition, or pitted against another novice.

The tests for initiates are the hardest of all. The initiate is brought to the chapel by his fellows, clad only in a white robe. They are left alone to pray all night. At some time during the night, the initiate will be tested in some manner unique to that individual. Perhaps the initiate will be given a draught of a maddening potion in a cup of wine, so that he sees terrifying sights and must demonstrate his mastery of his own mind by banishing these horrors. Perhaps elder members of the Society arrive and bring the initiate to a forest glade where he must battle a series of foes, or maybe a secret door in the chapel opens and the initiate must pass through a gauntlet of traps and tests.

In the morning, the successful postulants return to the chapel for the ceremony of initiation. The initiate lies on the floor, arms outstretched, while the Deacon of the Chapel House or the Prelate of the Opus Dei recites Mass and anoints each initiate with the sign of the cross, using a mix of oil and Holy water.

The initiation ceremony is a form of Holy Ordination. To be initiated is to become a priest, although initiates are not to celebrate mass, hear confessions or perform any other sacraments except in times of extreme urgency. The reason for this ordination is three-fold. Firstly, the initiate may at times be called to assist exorcists, driving out evil spirits and casting demons back to Hell. Secondly, to facilitate the granting of Extraordinary Grace, the primary spiritual defence vouchsafed to the Society. Thirdly, so that he might act as a confessor to his brothers. Often, in the field, the Sentinels may find themselves far from a church and yet be in dire need of confession having imperilled their immortal souls in the course of their onerous duties. In such circumstances, it is permitted for one initiate to act as Confessor to another.

## The Sentinels



Sentinels are divided into five circles. As a Sentinel gains experience and accomplishes great works of faith and courage, he may advance through these circles towards the rank of Master. Each step along this path is marked by a further ceremony where the Sentinel restates his vows and is brought deeper into the mysteries of the Society.

#### Sentinel of the First Circle (Hearer)

Those who have just completed their training are termed Hearers. They are journeymen, who have learned all that they must know but who lack the seasoned wisdom in how to apply it. First Circle Sentinels are sent out into the world in the company of a more senior member, or else are sent to some distinct preceptory or priory where the Master there can give them suitable tasks and practical instruction. The First Circle is a most perilous time for the Hearer's soul. Like a falcon let loose from the jesses for the first time, there exists the risk that this new freedom will overwhelm the Hearer and he flees the Society's care. After many years of intense training and confinement, the temptations of the world may be too much for the unwary soul to resist.

Worst of all, the Hearer may be overly confident in his skills and gifts. Knowing he can defeat five foes, the Hearer unwisely attacks ten. Knowing that he will be forgiven for any sin he commits as a matter of necessity, he commits sins as a matter of personal indulgence. Knowing that God will know His own and that sometimes death is preferable to life, he slaughters indiscriminately.

#### Sentinel of the Second Circle (Informer)

Such Sentinels have proved themselves reliable, true to their vows and capable of acting independently. Second Circle Sentinels travel in pairs, in small groups or - if necessary - alone. They may be attached to a priory, preceptory or supervised by an experienced Informer but such contacts are fleeting. For three or four months at a time, Second Circle Sentinels travel through Christendom, ranging from the great cities to the meanest hamlets, from the frozen mountains of the north to the shores of Africa.

Should the Informer find signs of evil, he must first learn all that he can about the threat. Can he deal with the threat on his own, or must he gather more of our Order first? Does he have a full accounting of those involved, or are there other, unknown dangers that will ambush the unwary intruder? Does he know of the tools and weapons that will be required to slay whatever supernatural foes are present, or must such supplies first be gathered? Caution must be balanced with expediency. It is unwise to rush in too eagerly but it is equally unwise to wait too long, or the threat may grow too large or innocents may suffer unduly.

#### Sentinel of the Third Circle (Spy)

The Third Circle Sentinel is as a father to those lowerranking monks who depend on him for counsel and wise guidance. He is seasoned by many years toil in the vineyard of Christendom, yet he has not permitted his vision to be clouded by either cynicism or despair. He has seen the many forms of evil, yet he still knows to assume nothing and to see instead of merely looking.

The Third Circle Sentinel also wanders the roads but their paths are circumscribed. The path taken by a Third Circle member is determined by the Masters and his peregrinations invariably take him to places where it is believed danger may lie, or where he will easily be found by Second Circle Sentinels who need his aid. Third Circle Sentinels are also responsible for looking for new potential recruits; let each monk who is raised to the Third Circle first find his own replacement, lest death take him unawares.

#### Sentinel of the Fourth Circle (Infiltrator)

To enter the Fourth Circle, one must have attained a special skill in one of the most vital tasks of the Society and have an unquestionable record of devotion to our cause.

Those of the Fourth Circle are very close to being raised to the rank of Master. They are recalled to a priory, where they work at the side of the Masters. Infiltrators are like the personal guard of some mighty king, committed to battle only when victory or defeat seems certain.

#### Sentinel of the Fifth Circle (Shadow)

The Fifth Circle is attained only by very few Sentinels, for it is as much a degree of censure as commendation. To enter the Fifth Circle, the Sentinel must have first reached the Fourth Circle but then be found unsuitable to be elevated to the rank of Master. Why? Perhaps a lack of discipline, or a character flaw, or some shameful deed in their past. A Fifth Circle Sentinel is caught between their undeniable skill devotion and their equally undeniable base nature. They are not worthy of the rank of Master but superior in ability and experience to any lower-degree Sentinel.

As such, the Fifth Circle are entrusted with those tasks that no other Sentinel could hope to complete. These tasks are perilous in the extreme and truly the zeal with which those of the Fifth Circle pursue the ultimate ends of the Society, even unto death, washes away whatever failing prevented them from reaching Masterhood.

## Oculus Dei



The barren earth where nothing grows, the malformed child or calf, fires on the hillside, strange and unwholesome gatherings - all these are clues to the existence of some unholy enemy. The Sentinel must gather rumours and separate wheat from chaff, distinguishing the genuine tales of monsters and demons from the addled imaginings of rustics. The Sentinel must cultivate relationships with informants and spies; he must be at home in every part of society - heresy may find root in humble, easily influenced peasants or in wealthy nobles. Do not act without proof but do not hesitate either.

The Society's task is also to investigate mysteries. There are supernatural phenomena that are not inherently evil but are in fact prodigies of nature. A grove where spirits gather, a font of magical power, a door into the caverns below the earth; all of these must be investigated, their mysteries plumbed and recorded for future reference. Many of these phenomena may be easily turned to evil - the font of sorcery must be capped, lest some vile necromancer find it and draw on its power. The grove of spirits may be a thing of beauty but if some pagan cult were to commune with these ghosts, they could grow in power. As for the door to the caverns beneath - explore but seal the door when you are done or terrible worms and nightfolk might issue forth from it.

All information is valuable. If a noble lord is sinfully consorting with a whore, that might seem to be no great matter but it should be recorded nonetheless. Perhaps the Society may need a favour from that lord in years to come, so the Sentinel can offer forgiveness with one hand even as he demands aid with the other.

The usual guise for the wandering Sentinel is as a blackrobed friar - such sights are commonplace on the road. Those wishing to keep a lower profile should disguise themselves as mendicant beggars or even lepers.

Other common identities that may be taken are those of a mercenary soldier, a mountebank, a travelling dealer in relics and curios, or

a pilgrim en route to the resting place of some saint. Female Sentinels - who should, of course, be wary of travelling alone - may disguise themselves as nuns or the wives of other travellers.

When travelling, Sentinels avoid attracting notice wherever possible. Speaking little and trying to turn any questions back on the interlocutor. Gathering what information they can, as rumours on the road may be their first clue to the nature of an impending threat. Not afraid to travel by night - they have the skills to avoid or defeat common brigands and what people hide during the day they may reveal during the hours of darkness. The servants of the Enemy go abroad in the darkness, so many of their hunts will take place at night.

## Exorcists



ll human exorcists are members of the Order of Saint Paul, a special Papal mission involved more with the lives of saints and miraculous happenings than with everyday matters. Indeed, these clergy members make it their obligation to seek out demons manifest in the world and humanity. They can be recognized, by those who know of the order, by their black robes. The office of Exorcist was not a part of the sacrament of Holy Orders but as a sacramental was instead first conferred on those who had the special charisma to perform its duties.

The order offers special tutors - exorcist teachers - to educate clergy and anyone else interested in the battle against Hell. Magick Users might even be able to join these classes, held in churches in some larger cities. In fact, it's rumored that a Solitary Hex Master is a schoolmaster at Saint Paul's seminary for priests. Whether he is a Pious Magus is unknown.

All exorcists are priests familiar with the occult in all its forms, and they understand the difference between faeries and demons.



Since they are often exposed to the bare essence of the Infernal (which they are forced to confront during initiation), exorcists have Sanity scores.

If an exorcist's Sanity score goes down below his Ferocity score, the exorcist is in grave danger. Extensive knowledge of Hell without a balancing knowledge of Heaven can lead to seduction toward evil. A priest in such a situation finds himself visited by demons who seek to lead the exorcist farther from the Divine. As Hierarchy increases, the priest might not even realize he is falling from his true calling. Such is often the case when a formerly humble priest is transformed into a Evil Priest.

Sometimes radical separation from the Order of Saint Paul, ritual fasting, and self-flagellation allow a straying exorcist to preserve his soul and sanity. That is, dealings with the Infernal are cut until the priest can build up his Piety score to counter his Infernal knowledge. Sometimes, however, such isolation simply limits the exorcist's allies, making him even more vulnerable to corruption.

Exorcists do not advertise their professions. The black habits they wear mark them as Dominicans to most clergy; even some bishops might overlook their special vocation. This anonymity enables exorcists to infiltrate a clerical order or group, find evidence of Satan's work there, and root out evil. Extensive Infernal possession within a single group might lead to a Wrathful military action called against the group, and could inspire the Pope to call a crusade, destroying the group rather than taking demons on directly.

In the hierarchy of the Church, exorcists are considered slightly above regular friars and priests, but below bishops and abbots. Because of their exposure to the Infernal, many exorcists have strange personal habits. Some peculiarities included refusing to shake hands, continually washing, quietly chanting prayers, and refusing to go anywhere without a censor of holy incense. Given that exorcists often put their souk on the line to save others, it's no wonder that many are eccentric.

Exorcists have the following abilities:

Experience Level	Purification	Casting out	Banishment	Ancient Lore	Faerie Lore	Occult Lore
1 Adept	10%	20%	15%	10%	10%	10%
2 Adept	15%	23%	17%	13%	12%	12%

3 Adept	20%	25%	20%	15%	15%	15%
4 Adept	25%	28%	22%	20%	17%	17%
5 Expeller	30%	30%	25%	25%	20%	20%
6 Expeller	35%	33%	30%	30%	22%	22%
7 Expeller	40%	35%	32%	35%	25%	25%
8 Purificator	45%	40%	35%	40%	27%	27%
9 Purificator	50%	43%	40%	45%	30%	30%
10 Purificator	55%	45%	42%	50%	32%	32%
11 Banisher	60%	50%	45%	55%	35%	35%
12 Banisher	65%	53%	50%	60%	37%	37%
13 Banisher	70%	55%	52%	65%	40%	40%
14 Deliver	75%	58%	55%	70%	42%	42%
15 Deliver	80%	60%	57%	75%	45%	45%
16 Deliver	85%	65%	60%	80%	47%	47%
17 Exorcist	90%	70%	62%	85%	50%	50%
18 Exorcist	95%	75%	65%	90%	52%	52%
19 Exorcist	98%	80%	67%	95%	55%	55%
20 Eradicator	100%	85%	70%	100%	60%	60%

**PURIFICATION:** Purification is a passive method of exorcism. The subject is immersed in Divine energies (prayers and rituals) which limit the possessing demon's power and give the demoniac an opportunity to free himself. Holy incense is lit and censed about the room, the possessed is forced to drink holy water or is anointed with it, psalms are read, and a crucifix or saint's icon is displayed. Purification allows the possession victim one natural Resistance roll per day to break free (see "possession"). This roll is made at sunrise each day that purification rituals are performed. This roll is in addition to any normally allowed the victim to break control by his own will. If a purification roll failed, the demon gets a stronger hold on the victim and the victim is allowed no more attempts to break free based on inner strength. Only further outside efforts to liberate the possession victim may free him. If the demon failed its resistance roll to purification, the demon is driven from the body and may never possess it again. Many demons are powerful enough to resist purification, retaining their grip on their victim. Indeed, a demon isn't going to lie back and let its host be purified. The demon is going to struggle, spit, bite and claw.

**CASTING OUT:** Casting Out Casting out is an active method used to expel demons from those who are possessed, either through taunts, threats or holy intervention. Casting out is very much a spiritual battle waged between the exorcist and the possessing demon. The battlefield is a very fragile one: the possessed's body and soul. In order to fight this dangerous battle, the exorcist has to have training of a unique nature. The exorcist must understand his quarry so well that he is exposed to knowledge that Evil Priest themselves know. Thus, the exorcist must have a score in Hierarchy. The exorcist must also possess great strength of will and a profound faith to help him defeat the Dark One. In the process of casting out, the exorcist assaults the possessing demon with an unrelenting spiritual attack, one that begins and may not end until the demon has been exorcised or until the exorcist collapses from exhaustion. The exorcist continually calls for the demon to depart the body, chanting, praying, whispering the secret names of God, aspersing the body with holy water. To cast a demon out, the exorcist makes an exorcism roll each Round he wishes to continue attacking the demon. If the exorcist beats the demon, the demon is banished from the body and returns to Hell or another point on earth. If the demon beats the exorcist, the demon may act this Round free of any intervention. The demon may use its powers to attack the exorcist, or may perform some other action. If the exorcist succeed, the demon is immediately cast out of the body and cannot again possess it. A possessing demon has very little recourse when confronted with an exorcist's onslaught. The demon's only real hope is to harm or kill the exorcist before the demon can be driven out.

**BANISHMENT:** Banishment is the casting out of a demon through wholly magical means, either by knowing the demon's true name and using that to drive it out, or by use of a spell. If an exorcist and Magus work together, the exorcist can utilize his power to distract or weaken the demon while the Magus casts spells to destroy the demon. While conservative members of the Order of Saint Paul believe their brothers should not fraternize with Magi, it's clear that each can learn from the other. Some argue that many Magi are actually religious, and cite Pious Magi as examples. Others reason that even if Magi have Infernal ties, exorcists can learn more about the Infernal through Magi. Infernal knowledge gained can then be turned against demons.

**ANCIENT LORE:** Enables the character to remember the significance of a country, city, region, or person, as pertinent. Lessen the chance if the facts are obscure. A successful Ancient Lore roll might be used to help identify heraldry, cults, Demons or supernatural creatures.

**FAERIE LORE:** Familiarity with faerie powers, weaknesses, motivations, and areas.

**OCCULT LORE:** see Inquisitor Occult skill.

## Exorcism



ven though miracles prove God's power on earth, there are certain times when God's aid is mandatory. Such is the case when Satan's angels lay claim to a bodied-soul by the act of possession. Since possession violates God's fundamental rule of free will, He gifts His servants with the ability to drive out the Beast, via the rite of Exorcism.

Demons possess humans in an effort to lure those humans and others away from God. A demon cannot actually force a soul to sin, but can tempt it to do so. It's through humanity's freedom to choose, and the subsequent decision to sin, that Hell grows strong. A demon may possess a person to introduce him to the possibilities of evil, hoping the person will follow evil after the possession has ended.

A demon may also possess another in hopes of blackmailing the victim's friends. The demon might promise to leave the victim if another performs a sin. The other has the choice to sin or allow a friend to suffer Infernal torture, and the other may freely choose between the two. Whatever the specific reason for possession, demons frequently inflict it upon humans. Even a sneeze is the result of possession by a minor demon (see chapter 'Possession').

Exorcists differentiate between "ordinary" Satanic activity or influence (which includes mundane everyday temptations) and "extraordinary" Satanic activity, which can take six different forms:

1. External physical pain caused by Satan;
2. Demonic Possession, in which Satan takes full possession of a person's body without their knowledge or consent: the victim is therefore morally blameless;
3. Diabolical Oppression, in which there is no loss of consciousness or involuntary action, such as in the biblical Book of Job in which Job was tormented by a series of misfortunes in business, family, and health;
4. Diabolic Obsession, which includes sudden attacks of irrationally obsessive thoughts, usually culminating in suicidal ideation and intrusive dreams;
5. Diabolic infestation, which affects houses, things, or animals;
6. Diabolic subjugation, in which a person voluntarily submits to Satan.

In addition, some mentions a type of demonic attack called "familiarization": The possessing spirit in 'familiarization' is seeking to 'come and live with' the subject. If accepted, the spirit becomes the constant and continuously present companion of the possessed. The two "persons", the familiar and the possessed, remain separate and distinct. The possessed is aware of his familiar".

True diabolical or satanic possession has been characterized, in the *Rituale Romanum*, by the following four typical characteristics:

1. manifestation of superhuman strength;
2. speaking in tongues or languages that the person cannot know;
3. the revelation of knowledge, distant or hidden, that the victim cannot know;
4. blasphemic rage and an aversion to holy symbols or relics;
5. the act of spitting or vomiting every object the demons would have made the person swallow.

The Bible indicates that people can be possessed by demons but that the demons respond to Jesus's authority. Thus, spiritual signs, such as an aversion for the name of God, the Holy Name of Jesus, the Blessed Virgin Mary, the Saints, the Church, the Word of God, the Church's rites or sacramentals and sacred images must be taken into consideration along with the relationship of all these factors to the life of faith.

The Exorcism's rites are always cast as a Magick spell, with targeting equal to the level of the Demon. If successful, the Demon must depart immediately and cannot trouble the victim or place thereafter. The Cleric must be standing within 100 feet of the Demon and, once the rite has begun it must be successfully completed before the exorcist could target his spell. The Demon may use some tricks to stop him or harm him or his companions to prevent the completion of the rite.

• Verbal Assault

The demon can attempt to assault the exorcist verbally, thereby distracting him from the exorcism. Sometimes demons gain fell insights into the souls of those they are near, exorcists included, and can prey upon any moral weaknesses or character flaws. The assault must be dealt with by the exorcist using FER CR, representing the target's emotional response to verbal abuse.

• Fleeting Soul

At the beginning of an outcasting, a demon may evacuate the body of its original host and flee to the body of the weakest being in its presence, doing so as quietly as possible. An unwary exorcist may not realize is possessed until it's too late, while a wary one ensures that only strong-willed people and assistants are present for an exorcism.

Demon & Experience Factor	Duration	Danger		Fatigue	
		Point	Targeting	Loss	Loss
I Gargoyle	25 5 Turns	1d6 Turns	+10%	-5%	
II Imp	75 9 Turns	2d6 Turns	+10%	-10%	
III Lesser Balrog	50 12 Turns	3d6 Turns	+10%	-20%	
IV Greater Balrog	125 15 Turns	3d6 Turns	+15%	-30%	
V Great Elemental	200 18 Turns	4d6 Turns	+15%	-40%	
VI Djinn of the Ring	200 21 Turns	5d6 Turns	+20%	-50%	
VII Djinn of the lamp	300 24 Turns	5d6 Turns	+20%	-60%	
VIII Demons de l'Enfer	400 27 Turns	6d6 Turns	+20%	-70%	
IX The "Fallen Angels"	500 30 Turns	7d6 Turns	+25%	-80%	
X The "Powers"	700 34 Turns	8d6 Turns	+25%	-100%*	
XI The "Principalities"	900 38 Turns	9d6 Turns	+25%	-150%*	
XII The "Princes"	1000 40 Turns	10d6 Turns	+25%	-200%**	

\*One Assistant required to absorb excess fatigue loss.  
 \*\*Two Assistants required to absorb excess fatigue loss.

If the "danger point" is exceeded, one fatigue point is lost for each turn over the danger point the rite lasted. The rite duration

is fixed and cannot be altered. If fatigue points are lost in excess of the total Fatigue Level, damage is assessed against the body of the Exorcist.

## Temptation



temptation takes many forms and the unwary Exorcist may fall unless he guards his heart and soul against the Devil's lures. The seven sins enumerated by Evagrius Ponticus and latterly by Pope Gregory I, are commonly listed as being Gluttony, Sloth, Envy, Greed, Lust, Pride and Wrath.

**Gluttony** (Latin, gula) is the least perilous of these sins for exorcists, as they are rarely in a position to overindulge. Do not be like the abbots of certain rich monasteries, who grow fatter than the fattest calves they feast upon. "Do not covet cloth-of-gold robes or fine armour; make do with what the Masters give you, or what can be bought most cheaply and easily. Your body is the Instrument of God and it is upon you to keep your body in full fitness. Never grow lax in your discipline. If you feel a roll of fat around your belly, you must go back on the road as soon as you can. If you feel tempted to linger in bed, get up immediately and recite a prayer of contrition. The body is a lazy, grumbling and easily corrupted slave and it is up to you to master it and put it to good use."

**Sloth** (Latin, acedia) is a grave sin for the Order of St Paul. Exorcists are charged to be constantly watchful for signs of evil and how can they watch if they give in to sloth. "Sloth brings neglect of our duties and with this neglect, evil creeps in. All that is required for the triumph of evil is for good men to do nothing. It cannot be denied that our duties are most difficult. Even Our Lord cried out at Gethsemane, asking for his duty to be taken from him, because it seemed to him too hard - but we cannot afford to slacken our efforts, even for an instant."

**Envy** (Latin, invidia) stems from the hard burden of their vows. An Exorcist may look at a merchant and covet his wealth, or look at a knight and desire to be as acclaimed and famous as he. An Exorcist may even look at a humble peasant toiling in the fields, his honest wife by his side and wish to have an ordinary, humble life, free from care and strife. "Every one of us is exceptional in that we are blessed with strength, intelligence and skill beyond the average and that blessing comes from God. You are called to a higher service and must not shirk from that service by envying those who seem to have easier lots in life."

**Greed** (Latin, avaritia) is entwined with envy. To succumb to envy is to desire a life beyond the Order; to succumb to greed is to be distracted by the material at the expense of the spiritual. The Order provides everything an Exorcist needs. "You yourself own nothing, because you need own nothing."

**Lust** (Latin, luxuria) is a peril that need to be explained. The pleasures of the body are a sinful trap, designed to distract the soul from its higher calling. "You are advised to avoid the company of the opposite sex whenever possible. Where this is not possible, be on your guard against the perils of Lust and turn these energies to more productive purposes. Exhaust yourself in battle and you will have no desire to lie with another."

**Pride** (Latin, superbia) is a deeply troubling sin for exorcists, precisely because their position is so exalted. They are the chosen Warriors of God and they are assured of a swift passage through Purgatory and a place in Heaven. "We are as close as men can come to the angels of the Lord. The Lord is the Son of God and he knelt to wash his servant's feet. We must learn from this example. As soon as you account yourself better than the common man, instead of humbly accepting the power and authority of your holy office, then your pride will lead you astray."

**Wrath** (Latin, ira) is the final sin and it is in this the exorcist must balance as on the edge of a knife. Righteous judgement, just punishment and cleansing fire are the tasks of our Order. "At the same time, you must not succumb to the sin of Wrath and destroy or kill. Do only what is needful and good. Temper mercy with strength and strength with mercy but always, always consider your actions before striking."

Remember, always, that angels can fall.

## Bibliotheca Apostolica Vaticana



The Vatican Library is the library of the Holy See, currently located in Vatican City. It is one of the oldest libraries in the world and contains one of the most significant collections of historical texts.

The Archives contain as many tomes and scrolls as there were in Alexandria before the fire. The Archives do not discriminate - all information, regardless of its nature, may be valuable. Search the Archives and you will find the ledgers of merchants filed next to magnificent illuminated manuscripts from Hibernia; you will find a bawdy song by some errant troubadour atop a pile of scrolls describing the precise method for slaying a great-worm and books of vile sorcery are stored in the same vault as ancient tablets dug out of the tunnels under Jerusalem.

The duty of the Prior of the Archives is to gather, store and preserve all of this lore, to copy it when necessary and to provide appropriate guidance to those who seek knowledge. Any member of the Order of St Paul may apply to the Prior for permission to look through the Archives for forbidden manuscripts unavailable to the classic clergyman.

Each manuscript is a hand-written book or a collection of scrolls.

Most manuscripts were handed down from one sorcerer to the next from antiquity. Sorcerers jealously guard their manuscripts, allowing them to be copied only by trusted apprentices.

Some manuscripts are not normal books. Strange events happen around them; they have a knack for escaping danger and falling into the wrong hands. The Vatican keeps its manuscripts under lock and key in iron chests and with good reason.

Manuscripts are more than mere spellbooks - they are part magical diary, part scholarly treatise and mostly insane ramblings. A character who has time to study a manuscript can also improve his Occult Lore; some manuscripts also contain information useful to other Lores.

De Exorcismis et Supplicationibus Quibusdam: (Latin: 'Of Exorcisms and Certain Supplications') is an 84 pages document describing the rite of exorcism. De Exorcismis is used for solemn exorcisms, which are always performed with the express permission of a bishop. It is performed by an exorcist in a formal ceremony. There are several different forms of ritual that may be used for minor exorcisms, including Saint Michael's Prayer against Satan.

## Clerical Powers



lerics might be said to perform a kind of Magick, but it is of a miraculous nature. For the Cleric does not have to learn any spells and, in a sense, has no "spells" as such to learn. Rather, the Power comes to him from on High through an Intervention by God.

## Intervention & Act of Faith



n ACT OF FAITH is a miraculous event which occurs to the benefit of someone because he believes that God will bring the miracle. All Acts are non aggressive. A Cleric prays and performs all required rites, and his Act of Faith percentage is added to that of the person on whose behalf he is working to determine if the Act of Faith can call forth the miracle. It should be noted that the Impious have a negative percentage, reflecting their opposition to God.

Intervention is a function of the basic Lawfulness of a Cleric. The more lawful he is, the greater the chance that his prayers will call forth a "miracle":

$$\% \text{chance of a Miracle} = 95\% - 5\% \text{ per Alignment point}$$

Each time a Cleric desires to perform a Miracle, he must obtain a percentage die roll within the range indicated for a person of his Alignment. If the Cleric is performing the Act of Faith on his own behalf, the percentage of success is halved.

An INTERVENTION is an Act of Faith directed against an Enemy of Mankind. This represents a direct intervening in natural affairs by God. In this case the Miraculous Intervention percentage of the Cleric is used as the success level, and it can be reduced by the negative percentage of the Impious or increased by the positive percentage of the Pious individual on the receiving end. In short, the relative beliefs of the persons involved in the Power of God to affect the situation will determine the chance of success.

$$\% \text{chance of Intervention} = \% \text{chance of a Miracle} / 2 + 5\% \times (10 - \text{Alignment point of Receiver})$$

Interventions can be directed against Demonic beings, Undead, and any individuals of Impious nature, with potentially destructive effects. Persons and beings of Lawful alignment cannot be harmed, but they may be influenced.

## Clerical Miracles



here are no spell levels for Clerical Miracles because the whole concept is meaningless. Clerics are the instruments by which miracles are wrought. As they rise in their holy vocation, they become more sensitized to the Divine Power and thus become capable of requesting a greater number of miraculous effects each day. For each 10,000 experience points a Cleric obtains, he has a chance equal to his chance of an Intervention to receive the benison of another Miracle. All men sworn to the service of the True Faith in Holy Orders begin with the ability to Cure Minor Wounds. Subsequent miracles are listed in a numbered order, and are acquired in the order in which they appear. The number also refers to the total number of miracles he may request in a day. If he had 80,000 experience points and was very lucky, a Cleric could have a Cure Minor Wounds plus miracles #1 to 8 in the following list. He could perform up to 8 miracles in a day, his capacity being equal to the number of the last miracle he acquired.

1. Cure Minor Wound plus
1. Purify Food & Water
2. Remove Curse
3. Cure Disease
4. Cure Serious Wound
5. Strength of the Holy I
6. Cure Grievous Wound
7. Summon Lawful Monster
8. Find the Open Way
9. Recognize Evil
10. Smite the Godless
11. Walls of Protection
12. Holy Word

13. Holy Symbols
14. Part the Waters
15. Walking on water
16. Strength of the Holy II
17. The Great Cure
18. Control Weather
19. Humility
20. Visions
21. The Wrath of God
22. Crusade

The effects of each miracle listed are given below.

1. CURE MINOR WOUNDS: A miracle which restores 6-10 points to a character's body and fatigue level. It may be received once per day. Physicians also have the power.
1. PURIFY FOOD & WATER: A miracle which will make spoiled or poisoned food and water usable for 1-10 people. However, the condition of the food must first be known.
2. REMOVE CURSE: A miracle which will dispel any one Curse or Evil Sending. The chance of success if an Intervention occurs is 5% + 1% per experience factor of the Cleric. If Ordained, the basic chance is 10%: if a Bishop, 20%: if a Primate or Pope, 25%.
3. CURE DISEASE & POISON: A miracle which will arrest a disease and begin recovery. Recovery time is 1-20 days. It stops the damage from a poison or restores a victim to consciousness and lucid thought. It may be received once per day. Physicians have the power.
4. CURE SERIOUS WOUND: A miracle which restores 10 points to a character's body plus 3 points for each point of fatigue lost by the Cleric. It may be received once per day. If placed in a Holy Water, 6-20 points may be restored. Physicians of experience factor 100 also have this power.
5. STRENGTH OF THE HOLY I: A miracle which a Cleric may employ for 1 hour once per day. It increases his carrying capacity 50% and adds 2 x WDF to his fighting ability when combating enemies of the Church.
6. CURE GRIEVOUS WOUND: A miracle which acts as a Serious Wound cure but also causes bones to mend temporarily. It must be performed once per week for the time taken for paralysis to heal (10 x normal) to restore use of a limb or to heal blindness and deafness. Similarly, disease caused by Mummies may be reduced to 1-20 days for recovery if such a miracle is performed. Physicians of experience factor 200 also have this power.
7. SUMMON LAWFUL MONSTER: A miracle which will summon any lawful monster within 250 feet in a dungeon or underground complex and within 2 miles above ground. The Lawful monster will give assistance to the Cleric until the immediate danger is over or, if it can communicate the answer, it will answer up to 3 questions. The time taken to arrive is relative to the speed of the creature and the distance to be traveled.
8. FIND THE OPEN WAY: A miracle which will show the Cleric the safest and best route out of danger for 1-20 turns. It may be employed but twice in one day. During the course of the miracle, the Cleric will Detect the presence of enemies, etc., up to 100 feet away, but will know their numbers or nature only 20% of the time.
9. RECOGNIZE EVIL: The Cleric will know which of his companions or those whom he meets are Chaotic, and he will recognize lies for what they are. Duration: 3-8 turns, with a range of 60 feet.
10. SMITE THE GODLESS: A miracle which a Cleric may employ for 1 hour once per day. It increases his hit probability by +10%, his chance of a critical hit by +10%, and adds +1 WDF when he is fighting chaotics and all servants of Darkness.
11. WALLS OF PROTECTION: A spell which permits the Cleric to create Walls of Stone or Fire as if a Magick User of PMF 25. At experience factor 200, the Walls are placed as if a Magick User of PMF 50.
12. HOLY WORD: A miracle which follows upon the utterance of words of Scripture which are relevant to the situation. Holy Words are equivalent to Spells of Command and a Cleric will acquire a spell of Command 20% of the Time for each 10 experience factors he attains once he has learned to use Scripture in this way. Such spells are acquired in order, beginning with the first spell of the Outermost Circle and ending with the last spell of the Tenth Circle. Only Clerics with a Wisdom of 15+ will be able to advance past the Third Circle.
13. HOLY SYMBOLS: A miracle which follows upon the inscribing of signs and symbols of Holy significance upon an object or wall. Holy Symbols are equivalent to spells of Illusion, and a Cleric will acquire them in the same manner as he acquires Holy Words of Command. However, only Clerics with Wisdom of 15+ may advance past the Outermost Circle. Inscribing the Symbol immediately produces the effect.
14. PART THE WATERS: A miracle which will open a path through the waters 10 feet wide and up to 50 feet deep for a distance of 10 feet for each 10 experience factors the Cleric possesses. It will be employed only to effect safe crossings of large bodies of water and to aid in flight, never to attack an enemy directly. Duration: until all have crossed over or until dismissed by the Cleric.
15. WALKING ON WATER: A miracle which will enable the Cleric or a character to walk on water. If the character is not a

Cleric, he must succeed an act of faith or he will begin to sink. Furthermore, no water can swallow the ship where lies the Cleric.

16. **STRENGTH OF THE HOLY II:** A miracle like #5, the effect lasts 1-6 hours. If not a member of a Holy Fighting Order, only carrying capacity is doubled.
17. **THE GREAT CURE:** A miracle which acts as a Cure Grievous Wound, only 25% of the time a total cure is effected, with no recovery required. Diseases may be healed, the use of limbs restored, and even amputated limbs may begin to regenerate (1 month to complete restoration of 1 limb). Sight may also be restored, hearing, etc. If a Great Cure has happened, the Cleric will spend 10% to 60% of his fatigue points.
18. **CONTROL WEATHER:** A miracle similar to the level 7 spell of Ancient Lore.
19. **HUMILITY:** A miracle whereby the Cleric is transformed by a spiritual experience. It is possible only 95% of the time - 15% per Alignment point over 2. If the experience occurs, reduce the Alignment score by 1-6 points because of a total rededication to God and a turning away from personal goals. Only characters who undergo such an experience (Saints always do) can progress to the following miracles. Check only once per 200,000 experience factors attained hereafter.
20. **VISIONS:** A miracle appearing only to those with humility, whereby the Cleric has visions of the Saints and is able to speak with them asking 7 questions which they will answer truthfully. Only one Vision may be attempted per month, after fasting for 21 days without any other activity except prayer and meditation.
21. **THE WRATH OF GOD:** A miracle which only the Saintly may perform, the Wrath is a bolt of lightning which will harm only those who are chaotic, godless, or the enemies of the Church and its servants. The bolt strikes from the heavens and affects an area 10-60 feet in diameter and all those in it. Each figure in the blast zone suffer 20 + 9 x 1-6 dice of damage, are stunned for 1-6 turns, and will flee upon arising, if possible. No Magick Circle will stop the Wrath, but damage will be reduced to 50%. Even Demons will flee from such a terrifying blast of energy. If directed against the walls of a structure, the Wrath does instantly the damage of 1-20 Trebuchets striking that section of wall simultaneously.
22. **CRUSADE:** A miracle whereby the Cleric is able to preach a Crusade against the Infidel, and he has a 20% chance of convincing anyone he meets (human) that he should kneel and take the Cross. This miracle may be exercised for 3 months once every 3 years.



## Miraculous Magical Effects

There is a chance that Clerics will have a miraculous power to cast Magick spells as well as perform miracles, provided he meets the minimum requirements:

$$\% \text{ chance of Magick abilities} = 65\% - 5\% \text{ per Alignment point}$$

Clerics who have the ability to produce miraculous magical effects are "Primitive Talent" Magick Users and acquire spells in the same manner as all Primitive Talents do. There is also a chance that Clerics of superior Intelligence, Wisdom, and Charisma (15+ in all three traits) will be capable of Shamanistic Magick instead of Primitive Talent. In all cases, the focus of Power will be a Cross or Rod, and the "Totem" will be a Cherub or a Guardian Angel equal in power and fighting ability to a demon of the same class, but with an additional 80 experience factors. The Angel is capable of performing miracles as well as magical spells. The number of spells that can be performed are equal to the number of miracles that can be requested, for the effects are miraculous in nature.

Magick Users who take Holy Orders do not lose the ability to perform Magick and remain in the magical mode they practiced before becoming Clerics. However, they may not continue in magical research unless they are Lawful in Alignment, and Magick will be performed as before, with fatigue losses and normal targeting probabilities.

## Prayer

All Clerics have the power of Prayer. Prayer is of five types:

**PRAYER FOR DIVINE PROTECTION:** Made at the expenditure of 1 fatigue point, such prayer protects the Cleric personally from Magick. (See "Spells of Protection" in the Magick Spells chapter.)

**PRAYER FOR A MIRACLE OF FAITH:** Made at the expenditure of 1-6 fatigue points, such prayer enhances the supplicant's ability once per day to call down a miracle at +5% per fatigue point expended. It may also be used to reduce the BMR of any material to be enchanted into a Holy Water or Holy Device by 1 to 3 levels (once per material).

**PRAYER FOR DIVINE INTERVENTION:** Made at the expenditure of 1-6 fatigue points plus the level of the Act of Faith, such prayer requests an Intervention. If an Intervention occurs, no fatigue is suffered.

**PRAYER FOR STRENGTH OF HEART:** 'Brothers, let us knell and pray...' begins this prayer. The effect is to temporarily increase FER CRS by +1 of all those joining in the prayer. 'God is with us' is the feeling.

**COMMON PRAYER:** Prayer having the same effect for Clerics as Meditation has for a Magick User when enchanting materials. See also "Spells of Protection."

## Benediction



All Clerics in Holy Orders have the power to Bless others. A Benediction may be bestowed on any character in the service of the church or who is not a heretic, unbeliever, or any one fighting lawful opponents who are themselves behaving lawfully.

Blessing is a way God can affect the real world according to His own rules. Blessing is an ordained clergy person's request of God to purify and protect something or someone. The Sacrament of Marriage is really just a blessing upon the union of man and woman. Before going on crusade, a knight receives a blessing from a parish priest, who blesses the knights sword, armor, horse, and finally the knight himself. Animals are blessed for continued safety and fertility. The consecration of holy ground and the act of consecrating an altar is that of blessing. Blessing is the single most practical and common thing that a priest does.

Blessings usually take place in the following manner: the priest prays, asking the Divine to focus His attention on the priest. The priest then asks God to bless the object, person or place in question, sometimes describing a need or reason. The priest then indicates the person, place or thing through some form of body language - usually a touch but sometimes a sacred salute. Sometimes holy water, incense or chrism (sacred oil) is used, either sprayed in the air by hand or sprinkled using a pine bough. Of course, all this is ritual. The important part is the intent, and if a member of the clergy intends to bless someone, it matters little whether the blessed one is aspersed with oil or with holy water, as long as the priest is clear and sure as to what he (or she - nuns can bless too) is doing.

**MONKS, UNORDAINED CLERGY:** The benison must be given during a turn in which recipients are not engaged in combat. FER CRs are raised by +1, +5% is added to all hit probabilities, and mortally wounded characters will not die for 1-10 turns. Cost: 1 fatigue factor for every 2 turns of benefit.

**ORDAINED CLERGY, ABBOTS:** The benison must be given during a turn in which recipients are not engaged in combat. The effects are the same as for Monks and Unordained Clergy, except that an advantage of +5% or 1 pip is gained on all die rolls in the favor of the recipient. Cost is 1 fatigue point and the effects last 1 hour.

A Benediction may be bestowed on anyone up to 30 feet away from the Cleric, and in a kneeling position, or on anyone in a Church or Chapel.

## Sanctification



When something is blessed, it is set aside in the eyes of God as something that is particularly holy. A subject that is blessed often, and retains that blessing, is considered sanctified. Sanctified places, people and things are usually of particular importance to the Church. For instance, sanctification is performed on church altars and grounds, as they are blessed at specific times throughout the ecclesiastical year. When reducing the BMR of any material to be used to make a Water or Device with Holy properties, Clerics are treated the same as Magick Users. Once the materials are prepared, the Cleric must pray for 2-21 days, after which time the miracle is placed in the Water or Device. Holy Words, of course, must be spoken.

**SANCTIFIED PERSON:** When a king is crowned he is sanctified. He is blessed throughout his reign, both to ensure that he reigns with a just hand, and to remind him that the Church is the dominant force behind his power. Though a king rules, he rules by Divine Right. For a sanctified person, any blessings may be lost upon performance of a sin, no matter how minor. Some people, however, stay continually sanctified, such as when a king is crowned, or a knight aspersed for crusade. It is not surprising, then, that these two both defend and promote the temporal power of the Church.

**SANCTIFIED SYMBOL OF FAITH:** In Christendom, the Cross is the symbol of one's faith. If a Cross is Sanctified and Blessed, it has the

power to ward off Evil Beings according to one's strength of faith. Demons must check morale at FER CR-6 to advance on a Cross held up to them, but if passing the test can continue their attack. Lycanthropes and Undead have the effects described in their Profiles.

**HOLY RELIC:** Saints martyred for the Faith become hallowed in themselves, and a bit of the hair or bone of a martyred Saint may have miraculous powers attached to it. If a genuine Relic is available, one Act of Faith will be in it, which may be received by any True Believer kneeling before the Relic and touching it to his lips. The chance of the Act resulting in a miracle is 60% plus the Faith percentage of the Recipient. Only 1 benefit may be received per day. Relics may also be objects belonging to Saints or used in the Passion, etc., of Christ--as in the case of the Lance that pierced his Heart during the Crucifixion. Such Relics will have three Acts of Faith in them, and also have great powers over Evil. Such Relics, once verified, must be Sanctified once per year by 1-3 priests (who can combine their MKL ratings to speed the process). Needless to say, there are plenty of fakes circulating, as the common people cannot understand that such items are of only limited power if not at least maintained by the Church. In any event, a True Relic will increase one's FER CR by +3 because of the belief that 'God is with One'.

**HOLY SWORD:** A Holy Sword is perhaps the most powerful weapon that can be encountered. It is forged for the purpose of combatting God's Enemies, and it can therefore be wielded only by one pure in thought, word, and deed. Such a weapon will not lend itself to any ignoble purposes and will not come from its scabbard if it is intended to be used badly. The weapon requires Sanctification by a Priest of Alignment 1-2 and subsequent enchantment by a Weaponsmith of Alignment 7-. A Holy Relic is placed in the hilt, and into the blade the Priest places STRENGTH OF THE HOLY, RECOGNIZE EVIL, SMITE THE GODLESS, HOLY SYMBOLS, and THE WRATH OF GOD on six separate Sundays once the blade is forged and fully Sanctified/Enchanted. On the seventh Sunday, REMOVE CURSE and 3 BLESSINGS are given, and the Sword receives its Power. When wielded by a man of the Faith with Alignment 7-, the following benefits accrue:

- (1) +25% bonus to Hits and Parries;
- (2) inability to be bashed by any opponent;
- (3) +10 points of damage to all adversaries;
- (4) an additional 1D10 points of damage to Lycanthropes;
- (5) an additional 1D20 points of damage to Undead and Demons;
- (6) ferocity in all combats, without Fatigue costs and at full number of blows for PCF rating;
- (7) +25% on all Critical Hit chances;
- (8) 1/2 damage from all blows struck against the wielder;
- (9) Amulet of Protection at Experience Factor/150, with no overlord effects if it fails to block a magical spell;
- (10) 1/2 damage from all magical spells;
- (11) immunity from all Black Magick;
- (12) ability to recognize all enemies for what they really are;
- (13) ability to inspire Demons, Undead, and Lycanthropes with TERROR at FER CR-7 while never fearing oneself.

Such mighty weapons are rare indeed, and are usually forged to fulfill some great mission. The one Chosen to bear a Holy Sword is marked for life as one destined to meet terrible tests in the service of God, the Church, and all Mankind, and he cannot shed the burden once assumed because the Sword will not leave him until its work is done!

## Canonization



Saints are men or women whose lives exemplify the virtues taught by Jesus Christ. Many saints suffer a violent death for their faith and are called Martyrs for it. Saints who die normal death are called Confessors.

The office of sainthood is officially conferred posthumously to recognize the greatness of an individual's life. Only dead people may be canonized. However, holy men are called saint while they are alive. The Latin word "sanctus" means simply "sacred" or "holy." Canonization requires that the candidate must have performed three miracles while alive, and three more must have occurred after death, preferably at the place of internment or through the use of a relic.

While living, the person may have founded or led a monastery or church where his or her remains usually rest. When a churchman recognizes the miracles and assigns a feast day, the process is complete and a saint has been made.

Canonization may be formal or informal. If a local bishop or archbishop approved the canonization it is informal. If the Pope confers sainthood then the canonization is formal. Most British saints were informally canonized. Formal canonization confers no special status except the increased honor of papal observances.

## Undead



Undead have the same ability to turn away or command Undead as a Necromancer (See "Necromantic Magick" in the chapter on Magicians). Usually, an enchanted Cross or a Holy Relic will be employed in the process.

## Abbots and Ordained Priests

Abbots and Ordained Priests possess a number of rites, sacraments, and abilities:

**BAPTISM:** Baptism usually takes place shortly after a child's birth, for an infant is tainted with original sin and its soul will never see Heaven if it dies before it is baptized into the community of the Church. Baptism is also used as a first step toward initiating pagan folk into the Church. People who are not baptized are not allowed to hear and partake in the service or to enter the church (they must stay in the narthex, located at the end of the nave, at the far end from the church's main altar.)

**CONFIRMATION:** The Sacrament of Confirmation brings a person into full membership of the Church. It also serves to mark people as adults, able to make their own decisions and subject to the Sacrament of Absolution.

**MASS & HIGH MASS:** The central sacrament of the Church, the Mass establishes a Circle of Protection around the Church or area in which the Mass is held. All Evil, Demons, Undead, etc., are prevented from entering the charmed area, and all benefits of Benediction are felt by the celebrants. Duration: 1 hour for a Mass and 2 hours for a High Mass. No fatigue loss is experienced, and one Mass may be celebrated per day.

**ABSOLUTION:** The Sacrament of Absolution is the process by which a priest intercedes directly through God to remove the stain of sin from a sinner, who confesses his sins and makes a promise to part from former evil ways. Penance is usually assigned by the priest at that time. When penance is fulfilled, absolution is in effect, and the participant is shrived and can receive the Eucharist.

**COMMUNION:** The Sacrament of the Eucharist is the most sacred and holy of the Sacraments. During the Sacrament's performance, the Celebrant changes wafers and wine into the body and blood of Christ. Participants eat of the Body of Christ and the priest drinks of the Blood of Christ. For a brief time after Communion participants receive a blessing. They retain the effects of this blessing until any sin, no matter how minor, is performed.

**CONVERSION:** The ability of a Priest to convert unbelievers at a percentage equal to 50% - 5% per Alignment point over 1. One person may be converted per 10,000 experience factors possessed by the Priest or Abbot. Conversion causes a reduction in alignment of 1-6 points.

**CONFESSION:** The ability of a Priest or Abbot to hear the confession of a Believer and grant him absolution. If the sins are at all serious, the Confessor may impose a penance on the penitent equal to a Geas. The Quest imposed will be to do some good work, difficult enough to match the sin but no vicious or overly deadly in nature. Believers must go to Confession at least twice per year on a High Holy Day, or they will receive no benefits from Interventions or Holy Waters and Devices. Pretty sins require an offering to the poor, etc., to atone, or else restitution to wronged parties.

**INTERMENT:** The rite by which a body is placed in hallowed ground and protected from disturbance by those who would defile it. Internment protects a body by rendering it even potentially usable by a Necromancer. Those buried in this matter lie at rest under divine protection against such sacrileges as reanimation through the Black arts of Necromancy 65% - 5% per Alignment point of the time.

**SUPREME UNCTION:** The final rite of the Church for the dying which increases the chance of Resurrection by a Bishop by 10% and preserves the body for 10 days. Persons who are slain in battle while having the benefits of a Benediction will have the remaining time to receive Supreme Unction so long as the Priest or Abbot can reach his side. This Sacrament speeds the soul of a dead person on its way to the next world. That world may be Heaven, Hell or Purgatory (although sinners who die go directly to Hell even without the Last Rites as demons come to claim them). Unction has been used in the past as a means of healing. The Archangel Uriel has special watch over this Sacrament and Seraphim often arrive to escort its recipients to their reward in Purgatory.

**THE SACRAMENTS:** Perhaps one of the most important functions of the priest is the administration of the Sacraments. Indeed, it is the clergy's most important function, for the very souls of the common folk depend upon the rites. The ability to perform the Sacraments is so important that the Church can wield considerable power by refusing to perform them for people and countries. Excommunication and Interdict are potent tools. The Sacraments are the outward signs of an inward grace, mysteries in and of themselves. The greatest of these mysteries is how simple wine and wafers become the blood and body of Christ. Each Sacrament is a very special rite designed to bring participants closer to God.

## Bishops

Bishops have a number of rites, sacraments, and abilities in addition to those they possess as Priests:

**EXCOMMUNICATION:** The rite by which a Believer is cast out of the

Church and is denied all benefit of clergy. The Excommunicated person is shunned by all lawful people, loses all of his Influence with lawful persons, and his vassals are released from their oaths of homage and fealty. This powerful expression of Church disapproval cannot be employed without good reason and the Pope has the final say on its validity (it remains in effect until the appeal succeeds).

**ORDINATION:** The power of a Bishop to elevate a cleric to the Priesthood.

**RESURRECTION:** This Intervention is the power to raise the recently dead. A body takes 3 days to begin decaying, after which -5% is lost from the chance of Resurrection per day (see "Constitution" in the chapter on Prime Requisites). The body must be reasonably intact and capable of survival once the soul returns to it. That is, the Intervention has no chance of success if the victim's spine was severed, or his skull was crushed, or if the body was massively mutilated, burned, etc. Bishops with Alignments of 1 or 2 may raise bodies dead for 30 days without penalty, but recuperation time is twice as long afterward. The Constitution of a raised character falls 1 or 2 points each time he is killed, for purposes of subsequent Resurrection only. Resurrection causes a reduction in alignment of 1-3 points. Resurrection is a very exhausting experience and the Bishop will lose 4-24 extra fatigue points.

Chances of success may be modified as fellow:

while on a Holy Quest, before completing it:	+5%
before his time (murdered, accidental death, etc.):	+5%
at the "hands" of a Demon:	+10%
when his time has come (valiantly as a Hero, at the end of a Quest, in the service of the Faith, etc.):	-5%
from execution for crimes he did commit:	-10%

## Primates

As spiritual leaders of entire nations, Primates have special powers and rights:

**CORONATION:** The right to crown the King. If there is no Primate, an Archbishop or two Bishops may perform the ceremony.

**INTERDICTION:** The power to place the entire nation under the Ban, denying all men the benefit of Clergy save those in the direct service of the Church. It is usually directed at Kings who have grievously oppressed the Church by committing crimes against members of the Clergy. It is never employed without unassailable reasons, and only if the King has proved to be unrepentant and stubborn in his stand.

**INVESTMENT:** The right of the Primate to invest a Bishop or Archbishop with his Diocese. This is in direct conflict with the desire of the King to have control over who holds land as a "tenant-in-chief" in his nation, and there is a 20% chance he will disagree and make an issue out of an Investment unless he has already agreed to the candidate.

## The Pope



As the Spiritual Father of all believers in the True Faith, the Pope has powers like those of a Primate except for Coronation (unless also a Primate or dealing with the Holy Roman Empire). He is the supreme head of all international Clerical Fighting Orders and Monastic Orders, and he has several prerogatives:

**PROCLAMATION:** The Pope may issue "bulls" and other documents regarding the practice of the Faith, and may hear appeals from the decisions of Bishops and Primates on such matters as Excommunication and Interdict.

**CRUSADE:** The Pope may proclaim a crusade against the infidels at any time. The Crusades are an outlet for an intense religious piety. A crusader would, after pronouncing a solemn vow, receive a cross from the hands of the pope or his legates, and is thenceforth considered a "soldier of the Church". Further, the remission of sin is a driving factor and provides any God-fearing man who had committed sins with an irresistible way out of eternal damnation in Hell. Most believe that by fighting for a just war they would go straight to heaven after death. In a special ceremony, the crusader's armor, horse and weapons are blessed. Furthermore, clergy often ride alongside crusaders and holy knights, like the Knights Templar, ministering to the crusaders. Crusaders are therefore a very potent military and religious force.

## The Saints



Although angels are part of God's invisible army, moving silently through the world and acting as God's eyes and ears wherever they go, they are forbidden to intervene directly in the lives of the faithful save through carefully controlled circumstances.

There are other members of the army of God, however, who have no such restrictions. They are those virtuous men and women who have ascended into Heaven and who can intercede on behalf of those who directly ask for aid. These beings are the saints.

Although the Church states that God loves the world, the Divine is

far removed from humanity. Furthermore, the Divine cannot directly speak to most mortal souls, according to God's own restricting rules. Few humans therefore understand the Divine. One of the ways that the Divine can get closer to humanity is through the auspice of the saints.

The Apostle Paul spoke of members of the Church as if all were saints, and to some extent this is true. However, only members of the Church who completely participate in the Divine ideal become recognized as saints. The first of these saints were martyrs. The word "martyr" means "witness," and early Christians gave up their lives as witness to the power of the Divine. The early Church would gather at the grave sites of these fallen Christians and venerate their names. Christians then began to gather on the anniversary of martyrs' deaths, to renew their memories of the departed, now born into heavenly Jerusalem. Eventually people came to believe that these martyrs could intercede on their behalf before God. What's more, martyrs' anniversaries became more and more glorious, turning into celebrations of the Christian souls' triumph.

Thus most of the saints have a holy day and people continue to pray to them, based on a saint's particular virtue, or in hopes of gaining intercession before God.

## Becoming a Saint



There are many means by which a person can aspire to the Divine and gain recognition for her virtue. Keep in mind, though, that saintly status can never be achieved through conscious effort. It is gained for truly humble, pious deeds, not feats of self-advancement. The following are possible means to attain saintly status, and ones for which even players' characters could be recognized.

Although the early bishops were also martyrs, some of the later bishops, ordained after the acceptance of the Church, grew to be venerated alongside the first saints. These clergy were ranked among the saints because of the tortures they endured, the missionary tasks they undertook, and the fact that they accepted great responsibility in founding the Church. The bishops, though they have the potential to be virtuous and exuberant in their duties, rarely are. Those who perform their duties with veneration, and seek to preserve faith in the Divine, are recognized for their piety, but are rarely canonized. Even if they are, it is usually after death.

The chief virtue of a saint is his or her story, that which demonstrates the person's piety. Each saint should be involved in a tale of challenge and self-sacrifice in which the glory of God is preserved by the saint's actions.

Saints usually have quiet beginnings, although this is not always the case. Some, for example, are heralded by the appearance of angels upon baptism. Their beginnings may be humble, saints often stand apart from humanity at a very early age, perhaps speaking of visions, or seeing angels or miraculous events. As saints are blessed, they are often misfits throughout their lives. They might not fit into the profession chosen for them by their parents. Because they do not fit into traditional society, saints are often misunderstood by common folk and may even be outcast. Such ostracism might be part of a saint-to-be's test of faith.

Of course, those who ostracize do not realize they drive out a saint. These folk believe they drive out a madman or threat. Only at a later time (often posthumously), or after a truly miraculous event, is the piety of the outcast's life recognized and valued.

Alternatively, saints may be recognized for their performance of miracles and respected as holy people from the outset. Some are known as travelers who spread the word of God in stirring speeches. Those saints who were recognized as such during life are truly holy folk.

## The Power of Saints



The power of saints is chiefly defined by the power of intercession they have. Divine influence is one reason why Mary is powerful. As Mother of God, Mary can intercede on sinners' behalf where other saints would or could not. Different saints also have different areas of influence in which they may aid petitioners. One may be particularly receptive to wayward children, having tended children in life. Calling on the saint of a particular group or virtue may improve the chances of receiving Divine aid.

The saints' chief restriction is that they must remain in Heaven, working through the angels assigned them. If a saint does "appear" on earth, the figure is probably that of an angel assuming the saint's appearance. Although not the saint herself, this figure is virtually the same, being a medium of the saint's will, just as angels are extensions of God's will. If a saint is not particularly well-known, the saint does not have many cherubim or seraphim to aid his or her work. Saint Mary, on the other hand, has a huge army of cherubim who do her bidding, carrying prayers to her and sending special blessings and miracles back to the mortal world.

## War & the Church



Medieval theology wrestled with doctrines that seemed to prohibit war - after all, the fifth commandment says, rather unambiguously, "Thou shalt not kill." Philosophers examined the problems of passivity in the face of cruel overlords, foreign oppressors, and heathen invaders, and came up

with three interesting doctrines: The Peace and Truce of God; the Just War; and the Crusades.

## The Peace & Truce of God

**T**his doctrine, also called Treus Dei, calls for all men to lay down their arms at specific times. Its origins are so early that they are unknown.

At some point, the church claimed that knights owed protection to churches and clerics, especially, but also to merchants and peasants, including their property, whether that was mills, vines, cattle, or trade goods. The concept clearly pits the church against the morality of its times, and marks an outstanding example of the church's positive influence during the horrors of the Dark Ages.

Fighting was forbidden on all great festival days, and also from dusk on Friday until dawn Monday, and on all feasts of the Church. It expressly forbade harming church members or property, and also protected peasants and merchants, and their livelihoods.

The Truce declared in southern France in 1027 extended its protection from sunset Wednesday to dawn Monday, including a strict vigil to be held each Sunday. It also suggested that all knights in war undergo a 40-day penance after battle to cleanse themselves of the taint of death. During this time, prayer and fasting were to replace martial pursuits.

In 1054, these rules became sacrosanct with their passage at the Council of Narbonne. However, enforcement of the Truce was impossible. Noblemen were expected to be self-policing, which apparently was asking a lot of them. Few occasions are recorded when hostilities suspended for a holy day, and of those recorded occasions, several were actually ruses to make the other side relax its defenses. The church also tried to control tournaments. More easily contained because they were sporting events with less at stake than in a war, tournament festivities began on Friday with peaceful formalities continuing over the week end, and combat commencing early Monday. Several times the church tried to forbid tournaments (as did many kings), but always failed.

## The Just War

**T**he concept of the Just War was established in the late 4th century by the saints Ambrose and Augustine, both great founts of Catholic dogma, and elaborated by Saint Thomas Aquinas and others.

Saint Augustine attempted to clarify the position for those who were uncertain about killing: He says that, in war, what really matters is the intention in the combatant's hearts. If they love their enemies as they slaughter them, anything is excusable. A Just War is a war whose morality is approved by the church. Strict criteria must be fulfilled. If all the conditions are met the war is acceptable.

1. Is the cause just? Is there clear injury to be redressed? The wrongful action must be perfectly clear or else the resultant war risks being judged unjust. A supposed harm is not enough. (Some medieval kings paid their philosophers and theologians handsomely to discover the "justice" in their causes.)
2. Has every reasonable attempt at reparation been made before resorting to bloodshed? War is the last resort. All other peaceable means must have been sought before a war can be considered just.
3. Will the war be declared by a legitimate authority? A legitimate authority usually means a king, or at least a ranking nobleman considered to have the right to declare war (e.g. a bishop, prince, duke, etc.).
4. Will the war be waged solely by honorable and moral means? This clause only insists that the usual honorable means be followed. Thus, the treus dei was expected to be honored, the 40-day penance observed, etc. (Note that hanging a garrison that did not surrender was still acceptable behavior. No requirement ever demanded doing more than what was dictated or authorized by the common morality of the times.)
5. Is the damage incurred by the war likely to be less than that caused by the original wrong? After all, if the war will do nothing but increase the expenses to the combatant, there is no reason to pursue it.
6. Is success likely (or even possible)? Failure is a measure of God's judgment. If the odds are impossible, God has apparently prejudged the event.

## Crusade

**T**he First Crusade was called in 1095 by Pope Urban II, centuries after King Arthur. It offered an opportunity for the Christian knight to fulfill his martial obligation for the highest cause: the service of God.

The Pope was in favor of the crusade since it caused the warring Christian princes to cease hostilities against each other and work harmoniously to liberate the Holy Land.

Kings often supported a crusade because it cleared their lands of

troublesome warring vassals.

Knights were in favor because becoming a crusader absolved them of previous commitments and guaranteed them a place in heaven if they died fighting.

They are men of noble birth, equipped with heavy weapons and armor and the riches of their families, dedicated to the service of the Church in reclaiming the Holy Land and other lost Christian lands. They come out of greed, piety, a desire for adventure, and loyalty to the Church.

Common folk were happy because it rid them of cruel and combative overlords. A war for God warrants special rules of combat. Because it is a religious cause, different conditions apply. Most important is that a religious cause allows no compromise with the enemy.

Furthermore, dishonorable means are excusable against unbelievers. (A holy war exempts men from ordinary morality.) Many crusaders wholeheartedly embraced this murderous code, as is shown in the slaughter of innocent citizens when Jerusalem was liberated.

Not all crusaders were so harsh, though. Richard the Lion-Hearted dealt with his rival, Saladin, as an equal, and achieved some of the greatest successes of Christendom in the Middle East. Other knights did as much with lesser achievements.

Crusading gave the common knight a chance to live up to the highest ideals of both his military and religious beliefs. It offered adventure, plunder, opportunity, and fame.

## Church Attitudes Toward Magick

**T**he Church regarded all magick with deep suspicion, but not until the late medieval period did active hostility toward sorcery and witchcraft emerge in all its ugliness and fiery bonfires in the square. As a general rule, so long as Magicians maintain a very low profile and do not call much attention to themselves, they will be left more or less alone. However, if local Clergy find that their "flocks" are beginning to take all that "superstition" seriously and are seeking the aid of the local old hag or the wonder worker, an auto-da-fe is in the offing, complete with angry mob of villagers with the Priest in the lead.

To be blunt, magick belongs to the Old Religions, as far as the Church is concerned, and it will take savage action to repress rampant or flagrant paganism and heresy. Tolerance levels are fairly low, so Mages should take warning. Outright Witchcraft and Necromancy are not appreciated at all.

At the same time, Churchmen might delve into aspects of Magick themselves. As noted for HOLY WORDS and HOLY SYMBOLS, the effects are essentially the same as for spells of Command and Illusion, and they are acquired as if the Clerics were magicians. Some may also delve into Astrology, Divination, or Alchemy, as these are learned arts that would catch the attention of scholars - and many Churchmen were scholars. The other areas are best left alone.



## Druids

**T**he only way to learn about the druidic faith is to become a druid, which is said to take 15-20 years of initiation and learning. The long apprenticeship is spent learning and understanding the ancient history of the world, ancient verses and songs, the rites of the druids, druidic lore, healing skills, prophecy and finally, magick. Much of this time will be spent in wandering the country, attuning one's mind to the landscape, and especially learning to appreciate and understand nature. At least a quarter of an initiate's time must be spent with their mentor, but otherwise they are free to do as they wish. The process is made longer by the fact that all the teaching is by word of mouth, since druids rarely write anything down, and when they do, it will be in a secret script, known as Oghrunne, an obscure form of runes.

Not everyone who starts tutelage under a druid becomes one, there are tests every year and many fall by the wayside. There is also a Supreme Druid, chosen every year at a special ceremony. Certain animal species are associated with the druidic faith, including the eagle (representing the celestial forces), goose (symbolizing alertness and watchfulness - and often used to guard a sanctuary from intruders), raven (symbolizing darkness, death, destruction, and prophecy), bull (symbolizing strength, ferocity and virility), boar (symbolizing hunting and war as well as feasting and hospitality), bear (seen as a force of nature), dog (symbolizing



hunting, healing and death by combat), hare/rabbit (symbolizing the gods and spirits of the underworld, death, and the undead, as well as speed and luck – they are never eaten, but often sacrificed), and the stag (symbolizing virility, speed, aggression and the forces of nature). These animals may fall under suspicion if some sort of incident occurs involving druids. Furthermore, druids often have an animal familiar.

Rituals are very important to the druids, with numerous animal sacrifices. They are traditionally associated with the color white and wear white garments under their robes and on the most special occasions, they wear white robes or gowns. Gold is also important, and appears as gold rings and occasionally a gold sickle. Mistletoe is used in a great many of their rituals, due to its associations with fertility. Many druids carry or use a staff usually made of yew wood or oak as a symbol of their authority.

Most druids will only wear and use armor made from natural materials, including padded leather and even armor made from wood or bark. They will not wear armor or use weapons made of processed metal. Furthermore, covering oneself in metal is confining, removes one from nature and interferes with magick. Metal armor may only be worn as a disguise, with the usual encumbrance penalties: -15% to prowl and -20% to climb/scale walls or swim in full splint or plate armor. -10% to prowl, swim or climb in chain or scale mail, and -5% in studded leather. Most druids prefer to wear soft or studded leather armor or magick armor made of cloth or leather.

## Druidism



In the Celtic religion, the modern words Druidry or Druidism denote the practices of the ancient druids, the priestly class in ancient Celtic societies. Druids hold the cultural repository of knowledge in an oral tradition, using poetic verse as a mnemonic device and to ensure the fidelity of the transmission of knowledge over time. Similar to the monks of the Christian era following, they combined the duties of priest, judge, scholar, and teacher. The core points of Druidic doctrine is their belief in the transmigration of the soul, especially its reincarnation after death, and their practice of human sacrifice. Their reported reverence for various aspects of the natural world, such as the ritual of oak and mistletoe. Druids' instruction is secret, and is carried on in caves and forests. Druidic lore consisted of a large number of verses learned by heart, and it could take up to twenty years to complete the course of study.

Their influence is as much social as religious. Druids use not only to take the part that Clerics would, but are often the philosophers, scientists, lore-masters, teachers, judges and councilors to the kings. The Druids link the Celtic peoples with their numerous gods, the lunar calendar and the sacred natural order.

Paganism, then, is characterized by beliefs and attitudes that differentiate it from Christianity. The most obvious is the worship of many immortal and sometimes deific entities called gods, goddesses, and spirits. These entities inhabit the landscape, the sky, the sun, the moon, and other parts of the world, and also the Other Side (also called the Spirit Realm, the Faerie Realm, or any number of other such titles). They imbue the world with a life force and consciousness. By living in harmony with these natural forces, people live happier, healthier, safer lives.

Paganism believes in an afterlife, on the Other Side, and druids also taught that souls reincarnate back onto our side as well. Paganism is built upon oral tradition, shunning the written word. This grows out of a system of belief that reveres empirical experience over education.

Pagans do not proselytize. Nor do they adhere to a strict hierarchy of leadership, or to a central authority. One important belief is an acknowledgment of human limitations, especially where it comes to knowing the "Truth." Truth, for pagans, has many forms, all of which deserve respect within their limited sphere.

Paganism is a religion of nature; ceremonies are usually held at outdoor sites such as megalithic circles or ancient oak groves. The seasonal celebrations in different parts of the land are similar, although they probably invoke deities with different names. The patterns are the same, though details differ from place to place.

## History



Long ago, only the races of Faerie – a strange, immortal race of beings descended from the Old Powers – lived on the land. They marked the places of natural power in the land, living in huge, elaborately constructed mounds. They read the wisdom of the universe in the stars. They learned the wisdom of the earth, and recorded their sacred knowledge into the landscape using great stones, which even now mark their ancient holy places.

The Faerie themselves were akin to the Old Powers (the ancient daemons and spirits of power), which they referred to, collectively, as "The Dragon." However, they were as much akin to the earth itself, and did not differentiate between the World and the Other Side, nor favor either light or darkness, nor separate the turning of the year into its parts. Then people came to the land who were born on it but not of it.

The first humans were the Picts, who called themselves children of Alba, the eldest Goddess, and named the land Albion after her. At first the Picts lived in harmony with the Faerie, but even they – being human, for all their savagery – could not bear the inhuman knowledge of the Dragon. Their greatest deity, whose name is never spoken, slew the Dragon using the power of words. The Picts' deity then named things to take power over them, and thus appointed

beings to embody the powers of Nature.

Pictish magick requires a worshipper to make a personal pact with one of the Powers, and each thereafter helps the other. Those people are called "heathen magicians," because their magick is still practiced out on the wilderness heaths, where the Picts and other wild people still worship.

When the Dragon was slain, the stars moved, and the world was separated into this world and the Other Side. The Faerie people began to depart. Most went to the Other Side, where they still live. Sometimes they went away in horror. Sometimes they fled out of fear. Disgust drove others out. Sometimes they were driven out. Some have not yet left, and have made homes beneath their earthen mounds and stone circles, or in the wastes where humans do not go.

The Picts inherited the responsibility for many Faerie rites. Heathen magicians invoke the Faerie powers, but used the Pictish names for the parts of the Dragon. The first named is always Anna, "the Goddess," who is bountiful and cruel, both Source of Life and Keeper of Death. Anna is wife, mother, and daughter to Cernunos, the horned hunter who is the First God. The Picts maintain important rituals to these deities to keep the world alive. They practice the spiraling dance of the labyrinth to awaken the Sleeping God, Arktos the Seven-Starred Bear. They were the first to divide the year into four parts, each with its own sacred fire.

The heathen religion is – by "civilized" Christian standards, at least – amoral and impersonal. It has no true gods, only natural forces with names. It does not acknowledge good or evil, only the ceaseless cyclical movement of nature and the self-interested morality of personal and family survival. It submits to the forces of nature, and does not recognize a separate human morality. It integrates worshippers into the flow of the material world so that they may prosper with nature rather than fight against it.

Each deity holds specific powers that he can grant to the priests. This form of worship is the Paganism of today. Pagan worship of the gods is done in public, for great numbers of people, to fulfill the needs of the gods. Priesthood has always been with the Britons. Anyone can become a priest or priestess of the deity who chooses them – the mortal has no choice over the matter. Even royalty must obey when they are summoned by the gods. For example, Queen Boudicca herself presided over the sacrifices during her victory against the Romans in the year 60 A.D.

These priests used their deep wisdom to study the ancient wisdom of the Pict lands. They moved their worship into the sacred places, and they called upon their gods to help them triumph. The first gods they called upon were the Two Brothers, Bran and Beli; and then they called upon the Three Goddesses; then the Three War Gods, and the Three War Goddesses, and then on all their other deities, like the god of the plow, or the goddess of the horse, or the goddesses of the streams. The gods of the priests proved that they were stronger than the heathen spirits.

Yet the older powers were not destroyed or driven away. Instead, they were absorbed by the more newly arrived holy folk. The British integrated the heathen magick of the Picts with their own occult secrets and insights. From this fusion came the practice of druidism.

The druids' secret was to experience the Other Side, to discover what it means, and to teach it to others who asked. They rediscovered the cosmic language of the heavens, and found unity between belief, worship, philosophy, and mysticism. The druids were so learned in philosophy, it is said, that even the famous Greek wise man Pythagoras acknowledged their wisdom.

Druid philosophy is concerned with maintaining a balance between the material world and the Other Side. It recognizes a duality in form, manifest in masculine/feminine, earth/sky, summer/winter, day/night, and light/darkness. It also recognizes the existence of several cycles, some regular and temporal, others free-willed and mythic. By interacting with these cycles, an individual can experience, and learn from, his or her god.

All gods manifest an ambivalence that operates equally well within worlds of light and darkness, of life and death, of myth and materialism. The objective is to exercise the powers that are best for the communal good. The teachings of the druids outlined and guided people to the common good.

Paganism, unlike Heathenism, is not amoral. The pagan gods work for the specific purpose of helping the tribe, so they teach right and wrong. Paganism acknowledges good and evil, unlike the heathen faith. The welfare of the people is preeminent, and spiritual work is for the good of the people. Thus, if the tribe does something "bad," it does so only because it might accomplish some good by that means.

Thus the druids, recognizing that some of the ancient practices from which they drew their religion were "wrong," outlawed certain heathen rites and traditions. Especially odious were human sacrifice and headhunting, both of which were outlawed, as noted in the laws of Dunvallo Molmutine, the great Lawgiver of ancient times. Under druidism, witchcraft was also recognized. Witches were people who maintained the heathen ways, but without continuing human sacrifice or headhunting.

The witches were ordinary people who remembered the Old Ways, and practiced what they could remember or discover, variously helped or hindered by priests and/or druids alike. Roman conquest stilled the druids. The empire feared any organization that rivaled its own, and the Romans preferred to exterminate what they feared. In 61 A.D., the sacred druid isle of Mon was invaded, its wells filled and its keepers slaughtered. The practice of Druidism was declared illegal, though public worship of native deities led by priestkings was allowed.

Druidic knowledge went underground or was lost. Only the bards continued their ancient tasks, offering half-forgotten doorways to

ancient secrets. Common people, though, continued their ancient ways despite Roman conquest. The myths lived, and like the ancient western Roman god Chronos, slept, waiting.

When Roman power failed in 400 A.D., the gods came back. Old cults were revived. Northern warlords, who had never been conquered by Rome or Christianity, moved southward and became kings. The names of the old gods again rang out in groves and temples. Bards once again delved into the Old Ways. The spirits responded.

Individuals rose in knowledge and wisdom, relearning druid secrets from native Faerie ways. A leader among them was Blaise of Northumbria, a wise and ancient man of books and of nature, and he taught his secrets to talented young folk such as Merlin and Viviane. At last, from among the contemporary druids there emerged the true Archdruid, Merlin the Magician and Prophet, who mastered the arcane arts and who struggles against the world to shape its future.

## Druidic ranks

**N**o single hierarchy exists for all Pagan practitioners. The relations between members of different traditions depends upon mutual recognition and respect of each other's ability and power. The Druidic organization is standardized, and so the others are compared to it.

**Archdruid:** The highest and most powerful magician in the land is the Archdruid. Unlike other druidic ranks, the chief druid is not examined by a superior and then appointed to his post. Instead, he must have proved himself through knowledge and experience to greater, invisible powers. He must understand the deepest powers of the world and its magick. Druidic training prepares a person for this experience. Merlin the magician is Archdruid before Arthur and early in his reign. Later, Taliessin the Poet is Archdruid.

**Druid:** Not all magicians are druids. To become a druid, a man undergoes a time of training as a bard, then an oblate, in preparation for tests whose aim is to prove him to be an accomplished practitioner of Magick and be capable of performing the rituals, spells, and other religious activities of a community. Only men may be druids. Women do not need to because they, as Bearers of Life, are already initiated into the greatest secrets. Women usually become an enchantress or a witch. They may still receive druidic instruction.

**Ovate:** A ovate is a druid-in-training who has already proved himself to be a master of bardic song and oral tradition, and is now studying the esoteric arts such as astronomy, astrology, divination, philosophy, and ritual. They outrank bards.

**Bard:** Bards used to be only the lowest rank of druid, but many bards exist who have no ambition to progress further. To be a bard one must have mastered the oral traditions of storytelling, poetry, genealogies, and law speaking. True bards can perform the magical poem called a lampoon, which can disgrace a king's appearance, reputation, and health if he violates his social duties.

**Priest, Priestess:** Priestesses are often called Enchantresses as well. Anyone who has magical ability may become a priest or priestess with the proper training, usually administered by an existing hierarchy which has an established traditional relationship with a deity, often linked to a specific holy place. They are priests or priestesses of a specific deity. Functions are largely ceremonial, especially concerning the seasonal festivities which are always overseen by the priests and priestesses. Healing and providing magical protection are common activities. These people can often work magick, but lack the depth of understanding to qualify as druids and the breadth of experience to do anything outside of their deity's scope. Some, however, are more powerful than Ovates. The best known priestesshood is that of the Ladies of the Lake.

Experience Level	Cultists	Magick Power
1-2 Lay-Member	on staff	
3 Initiate	on staff	Sacred Sites
4 Initiate	on staff	Secret Writing
5 Priest	10 + 1d6	History
6 Priest	10 + 2d6	See and Use Ley lines
7 Priest	10 + 3d6	Ley Line Rejuvenation
8 Priest	10 + 4d6	Versification Skill
9 Bard	30 + 1d10	Prophecy
10 Bard	30 + 2d10	Divination
11 Bard	30 + 3d10	Oghams
12 Bard	30 + 4d10	Vision
13 Ovate	1d100	Animal's Mind
14 Ovate	10 + 1d100	Venom Immunity
15 Ovate	20 + 1d100	Converse with Plant & Tree
16 Ovate	40 + 1d100	Lesser Healing
17 Druid	2d100	Find the Oghams
18 Druid	10 + 2d100	Greater Healing
19 Druid	30 + 2d100	Memory of Trees
20 Great Druid	3d100	Phoenix Healing
21 Great Druid	50 + 3d100	Weather Control
22 Archdruid	Cult	Embrace of the Oak

## The Great Druid

**U**pon reaching level 20, the character has learned and mastered all the skills of his profession and has passed all the tests along the way, thus they have earned the title of Great Druid. This is a highly emotional and important point in any druid's life. It does not mean that they have learned or mastered everything that they need to know in life - druids keep learning and improving their skills and wisdom until they die - but the character has attained a level of mastery that only a few achieve. It also means a level of social distinction within the Druid community. All lower level druids will treat a Great Druid as a knowledgeable teacher and advisor and show him or her the utmost respect and courtesy. As a Great Druid, the character may wear the distinctive white druidic robes as his regular garment, can lead druidic rites (rather than just participating in them), and may sit in judgement and make public prophecies. The Great Druid may also elect to teach an acolyte (no more than two), although most druids will wait until they have more experience before they do this.

The Archdruid is selected in a particular community or region once a year at a special ceremony under the oldest oak tree. The location, date and festivities of this ceremony may change from community to community, but word is spread through the network of druids and their sympathizers across the land. As with all druidic ceremonies, only druids and their initiates are allowed to attend, and at least 35% of all the druids in the country will turn up. Candidates for Archdruid must be Great Druids who are tested on their knowledge, their ability to compose verses, their interpretation of events by philosophy and prophecy, and most importantly their wisdom and compassion. The Archdruid is selected by vote and remains the spiritual leader of the faith for the next year. Particularly wise and respected druids can be reelected and serve for many years, but few serve for more than 10 years in a row. The Archdruid is also the only druid who can call a special meeting of all druids in a time of crisis.

## Rituals & Sacrifices

**S**acrifice acceptable to the Celtic gods had to be attended by a druid, for they are the intermediaries. Before a battle they often throw themselves between two armies to bring about peace. Druids predict the future by observing the flight and calls of birds and by the sacrifice of holy animals: all orders of society are in their power... and in very important matters they prepare a human victim, plunging a dagger into his chest; by observing the way his limbs convulse as he falls and the gushing of his blood, they are able to read the future. The victim is either a criminal or a prisoner of war. Human sacrifice is the reason why druidism is outlawed and persecuted by the Church.

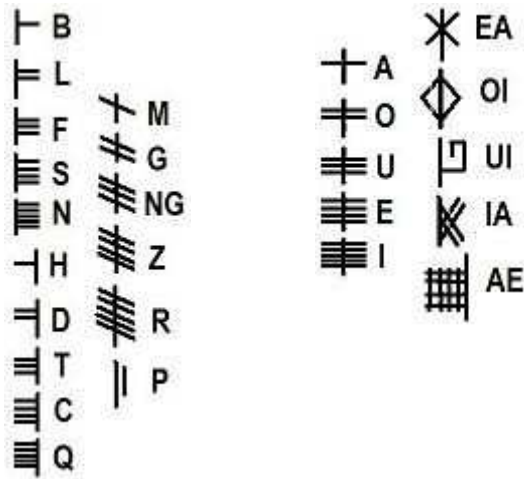
Anything growing on oaks are regarded as sent from heaven and a sign that this tree has been chosen by the gods themselves. Mistletoe is, however, very rarely found, and when found, it is gathered with great ceremony and especially on the sixth day of the moon... Druids prepare a ritual sacrifice and feast under the tree, and lead up two white bulls whose horns are bound for the first time on this occasion. A priest attired in a white vestment ascends the tree and with a golden pruning hook cuts the mistletoe which is caught in a white cloth. Then next they sacrifice the victims praying that the gods will make their gifts propitious to those to whom they have given it. If given in drink, the mistletoe will give fecundity to any barren animal, and is predominant against all poisons.

## Ogham

**O**gham is an alphabet used to write the Old Druidic language. Ogham is sometimes called the "Celtic Tree Alphabet", based on a tradition ascribing names of trees to the individual letters. This cryptic alphabet was created by druids for political, military or religious reasons to provide a secret means of communication in opposition to the authorities of Roman Church. The ogham alphabet consist of twenty distinct characters (feda), arranged in four series aicmi (each aicme was named after its first) and five additional letters, the so-called forfeda.

Monumental ogham inscriptions are mainly employed as territorial markers and memorials (grave stones). The text of these "Ogham" inscriptions is read beginning from the bottom left-hand side of a stone, continuing upward along the edge, across the top and down the right-hand side (in the case of long inscriptions).

As well as its use for monumental inscriptions, ogham is used for short messages on wood or metal, either to relay messages or to denote ownership of the object inscribed. Some of these messages are cryptic in nature for magical purposes. Ogham are used also to keep records or lists, such as genealogies and numerical tallies of property and business transactions or as a system of finger or hand signals.



**Druidism Powers**



Like Clerics, Druids perform a kind of Magick of a miraculous nature. They do not have to learn any spells, the Power comes to them from an Intervention by the Deities they pray. For each 10,000 experience points a Druid obtains, he has a chance equal to his chance of an Intervention to receive another Power. The number also refers to the total number of powers he may request in a day, his capacity being equal to the number of the last power he acquired. Furthermore Druids have the ability to produce magical effects like "Primitive Talent" Magick Users. They acquire spells in the same manner as all Primitive Talents do, the type of spell depends directly of the Deity they are worshipping (see "Druidic Deities").

Druids gain +10% to any ritual taking place in a Sacred Place or +15% if that place contains a living Oak, Yew or Rowan Tree. Mistletoe on an Oak tree grant a further +5% bonus.

1. Blessing the Goddess plus
1. Rowan Grove
2. Restore Plants
3. Blight/Wither
4. Thorn Darts
5. The Open Way
6. Tangle Weeds
7. Cure Blight
8. Grow in Haste
9. Speak With Plants
10. Faerie Ring
11. Warp Wood
12. Overgrown Path
13. Glade Of Dreams
14. Hedge Of Thorns
15. Wooden Bridge
16. Insect Pests
17. The Green Way
18. The Green Wood
19. Old Man Willow
20. Kinship
21. The New Forest
22. The enchanted forest

The effects of each power listed are given below.

1. BLEESSING OF THE GODDESS: Known by various other local names, this fertility spell affects a minimum of 3 acres x MKL and plants in the area double their yield. The spell can be cast on a particular group of season. The cost increases by 5% FP per acre over 3 acres.
1. ROWAN GROVE: This enables the Druid to find a stand of Rowan trees, which provide a bonus of +21% to any protection spells used against Faerie attacks and Faerie-cast magick so long as he stays within the bounds of the grove.
2. RESTORE PLANTS: This causes rapid healing of damage done to a plant by the elements or by physical or magical attack. By casting the spell as a 1-day ritual, the Druid can restore 1 acre of plant life x MKL, a valuable talent when crops are flattened by storms, etc.
3. BLIGHT/WITHER: This affects vegetation (not trees) in an area of 1 acre x MKL by quickly stunting plant size and reducing crop yield to one half. The spell can be cast on a particular group of plants only once per season.
4. THORN DARTS: This creates a dart for every 2 MKL the caster possesses. The caster can gather thorns beforehand and must have the right number of thorns in hand to throw them at the target(s). The darts may be fired at one or more targets.
5. THE OPEN WAY: This opens a path three feet wide through any natural and most magical plants barrier (except for Faerie Ring).
6. TANGLE WEEDS: This causes undergrowth to hinder movement. Cut movement speed in half. Those moving faster than a walk must succeed with a DEX CR - 2 or fall to the ground. Fast movement is at the normal speed but expends 1 FP per 10 feet in combat and per 100 feet in travel mode.

7. CURE BLIGHT: This spell cures blight in a tree or plant and restores it to health. However, if cast as a 30 minute ritual at triple FP cost, the spell restores 1 acre x MKL back to health.
8. GROW IN HASTE: This causes a single plant (including trees) to grow very rapidly to its mature size. If fruit or nut bearing, as it visibly grows, it flowers and the fruits form and ripen. The spell can be placed in a seed, berry, nut, etc., and activates when planted. The number of plants effected can be extended to 1 acre's worth of grain seed or vegetables, 7 bushes, or 1 tree x MKL at cost of 3 FP per MKL of plants affected. It can also be made an "instantaneous" effect by doubling the FP cost if a single plant is involved.
9. SPEAK WITH PLANTS: This enables communication with plants on a very simple level. The Druid may ask one question per 3 MKL. The plant will answer to the best of its knowledge and in literal factual terms. (Plants are not noted for their intellects!) The questions must be stated simply and directly in seven words.
10. FAERIE RING: This creates an enchanted ring of toadstools that protects those inside it from magick and magical beings. Neither can any magick be cast outside the ring. It must be cast in wooded areas. Those inside see through Faerie Glamour and most illusions as if they had True Sight. No magical creature can pass the bounds, especially Faeries, but also undead, Demons, Spirits, etc., without passing a FER CR - 7. Crossing it inflicts 4d6 damage points, with a minimum of 10 points of damage. Living creatures may enter and leave freely. Goblins, Trolls, etc., must succeed with a FER CR to enter the charmed circle but suffer no damage.
11. WARP WOOD: This warps 3 dr. of wood x MKL of caster. Once warped, the wood becomes brittle and bent. On any successful hit or parry, the weapon shaft shatters! Warped missiles have a penalty of -25% to hit. Warped bows and crossbows shatter when fired. Wooden shields shatter when a Critical Hit is scored against them. A Druid knowing this spell may dispel the effects. Wooden magical armaments resist the spell at 5% x the "+" rating of the weapon. Ego weapons are unaffected.
12. OVERGROWN PATH: This causes plants in the area to all but obliterate any signs of passage. A tracker must proceed at 1/2 walking speed. He must succeed with a INT CR - 3 to find the trail. Check every 50 feet and if he loses the trail, he must spend 6 minutes x MKL searching before he can check again. After three hours, such a trail is too cold to follow.
13. GLADE OF DREAMS: This spell opens a small clearing in the forest to provide a secure campsite for the night. For 100 feet round about beyond the clearing, dry twigs, leaves, etc., act as sentinels and make noises that alert those in the Glade of Dreams to the presence of intruders. Make a Forester's Stealth roll every 20 feet to avoid making noises. Anyone not using Forester's Stealth always sets off the magical alarm system. If certain trees are present in the area, bonuses apply:
  - Rowan (mountain ash) trees guard against stealthy approach by Faeries (see Rowan Grove) giving a -21% to the person trying to approach.
  - Oak trees warn against the stealthy approach of Demons, Undead and other Spirits by rustling their leaves giving a -21% to the person trying to approach.
  - Mistletoe growing on oak trees enhances a Druid's magick by +7% when casting from within the glade.
  - Yews warn against stealthy approach of deadly forces and foes with deadly intentions by creaking their branches loudly giving a -21% to the person trying to approach.
  - Elders enhance a witch's magick by +7% when casting from within the glade.
14. HEDGE OF THORNS : A Hedge of Thorns can be cast wherever there are bushes. The plants become a thick, intertwined hedge of sharp thorns which do 2-20 damage points to any living creature of small dog-size or larger attempting to force through and also to corporeal Undead. The Druid creates a 5 feet thick, 5 feet high and 10 feet long section of Hedge per MKL. He can bend and shape the thorn barrier any way he desires. Breaking through needs a STR CR - 1 per foot of Hedge thickness. Chopping through is possible but each foot of Hedge thickness can sustain 21 points of damage.
15. WOODEN BRIDGE: This enables the Druid to bridge a gap with a wooden span three feet wide for the length of his spell range. There must be trees nearby, which literally lean their trunks horizontally over the gap. If oak is used, the bridge becomes permanent unless the Magus dispels his magick before the spell ends. Other trees spring back vertically at the end of the spell.
16. INSECT PESTS: This either attracts or drives off insect pests or animal pests that could damage or destroy crops or trees. The area affected is 1 acre x MKL but the area can be extended by +1 acre at a cost of 1 FP with no upper limit except for the FP of the Druid. Pests will not return for 1 week x MKL of the caster.
17. THE GREENWAY: Opens a grassy path before the Caster and enables him to pass through dense vegetation as if walking on a good road! The vegetation closes in behind to impede any pursuit and to conceal the trail.
18. THE GREENWOOD: A potent, protective spell that guards trees and plants from the ravages of fire. Vegetation within the protected radius of 100 feet x MKL resists ignition and cannot be set ablaze unless casting a Fire spells by a Mage of higher level. Even if a fire is kindled, it burns fitfully

and has a chance of going out equal to 5% x MKL of the Caster, checked every 3 minutes.

- 19 OLD MAN WILLOW: In every forest, growing beside a stream or pool, there are a few ancient willows that can be "awakened". The spirit of such a tree is sentient and also highly malevolent towards intruders in the forest. "Old Man Willow" casts a continual Summoning for 1 mile round about it at MKL/10. Those attracted by its call will be unconsciously attracted to the tree and will lie down to rest under its shade. The tree casts a powerful Sleep spell over them at MKL/10 and, when they drift off, it embraces them. Only those knowing this spell are immune to the call and to the Sleep spell.
- 20 KINSHIP: In learning this spell, the Druid enters into a close and mystical relationship with the entire Animal Kingdom. On casting the spell and quietly saying, "We are brothers, you and I," he is able to approach even the most ferocious beasts, walk among them, etc., without their becoming alarmed and fleeing or attacking him. He enjoys a bonus of +21% in any spells or skills that command or train animals of all kinds.
- 21 THE NEW FOREST: Literally alters the layout of a large area of woodlands so that it is no longer familiar to those who knew it before the spell was cast. Trees and plants move to different locations, ground cover obscures outcroppings of rock, grows over paths, roads, etc., that might have been landmarks and so on. Other formerly overgrown features might be exposed, again altering the appearance of the landscape. Only vegetation shifts, but that is usually enough to completely mask physical features or so alter their appearance so they are not recognisable. This powerful defensive spell creates a natural maze in which it is easy to become disoriented and lost. Only a Druid knowing The New Forest can determine the outlines of the new landscape quickly by Divining what the spell caster had done.
- 22 THE ENCHANTED FOREST: The Druid opens a portal to a place of magick: a forest where strange things might occur, strange people might live and the home of faerie folk. The forest can feature as a place of threatening danger, or one of refuge, or a chance at adventure. The forest is often filled with magical animals, plants, maybe even magical rocks and creeks. Often there will be mythical creatures, and trees that talk or with branches that will push people off their horses, and thorny bushes which will open to let people in but close and leave people stuck inside, and other plants that move, or turn into animals at night, or the like. This forest could easily bewilder the knights, despite many references to its pathlessness, with forks and crossroads, of a labyrinthine complexity. The forests can also be a place of magical refuge for the Druid and his companions where they can meet and have mercy on talking animals that aid him.

## Druidic Magick Power



Any player who has a druid for a character is assumed to have already spent years of study as an apprentice to an older, fully-qualified druid (only full druids may take apprentices).

**Knowledge of Sacred Sites:** Sacred sites are important to the druids. Some are obvious and well-known (like Stonehenge on Earth), while others are more temporary, much better hidden and may not be obvious when found. An initiate druid learns to recognize the sites and the signs that point to them. This includes knowledge of ley lines.

**Secret Writing:** All druids are taught a variation of the rune alphabet known as Oghrunes. The primary difference between this written language and traditional runes is the addition of a few (nonmagical) symbols representing various forces of nature and additional dashes and appendages added to the basic runic letters.

**Exceptional Regional Knowledge of Geography & History:** This is the complete history of the local region where the druid either grew up or practices his faith. Information goes back thousands of years and includes a rich knowledge of geographical changes (the rise of mountains, rivers changing course, flood plains, seasonal weather patterns and changes over the years, animal migrations and extinctions, etc.) as well as myths and legends focusing around animals and nature.

**See and Use Ley lines:** The druid recognizes ley lines and nexuses as places of power where he or she can draw on additional fatigue points and where spells and powers are increased. Only druids and most creatures of magick can see the gentle flow of magick energy.

**Ley Line Rejuvenation:** When standing on a ley line or nexus, the druid can absorb ley line energy to double his rate of natural healing. To do this, the character must concentrate on healing while relaxing on a ley line. The druid can also use a ley line or nexus to perform an instant rejuvenation as often as once every 24 hours. After about 10 minutes of concentration, 2-12 Body points and 2-12 Fatigue points are magically restored.

**Druid Versification Skill:** Along with their knowledge of history, druids are also taught folklore and wisdom in the form of songs, rhymes, and verse. These are used to teach the people about the old ways and the great folk heroes. This skill also allows druids to disguise themselves as bards. The ability includes being able to compose new verses and tunes, and the ability to play at least one musical instrument.

## Bards

Bards possess a number of abilities and powers:

**Prophecy:** This is the ability to see bad omens and warnings of impending danger, disaster, witchcraft and the forces of supernatural evil at work from the study of the stars, skies (color and cloud formations), the behavior of plants, wild animals and insects, and other natural omens. Druids at this stage cannot make prophecies about specific people or specific happenings, and do not have the ability to be precise. This is where the philosophy and history skills are utilized by the druid to "interpret" the signs and hide the vagueness of the prophecy in riddles and clever words. He may sense that "evil is afoot" and taking what information he may know, surmise that "something unnatural has tread this path." Likewise, "foul winds blow," means that something appears to be wrong or out of place. He may even get a general idea as to who the omen is directed at such as the King, a specific kingdom, or a player character/group (G.M.'s discretion). The prophecy always focuses on the big picture and rarely on one insignificant person or minor event. A prophecy can be tried as often as once per 24 hours or if something really terrible or obvious is afoot.

**Divination:** Druids can divine the future and gain insight to a problem by performing a blood sacrifice of a small animal (typically a bird), pulling out its entrails, observing them and meditating. This may take between half an hour to an hour, depending on the complexity of the problem and the solution needed. The druid can sense the following;

1. Whether a specific person is in immediate danger or not (immediate is 1-3 hours).
2. Whether that person has the intention to commit violence or evil within the near future (103 days).
3. Whether somebody he, the druid, cares about (but no specific identity unless that person was the initial focus of the divination) is in danger and whether the danger is soon (within 24 hours) or distant (weeks or months away).
4. Will magick be involved?
5. Will mortal or supernatural forces be involved?
6. Will there be much sorrow/death if this possible future is not changed?

Divination can be done as often as once every 24 hours. Limited to events that may happen within 1000 miles on the soil of the land/continent the druid is standing on. Must be performed in a wilderness or forest and the blood of the sacrificial animal must seep into the ground.

**Discern the Oghams:** This spell enables a Druid to see the Oghams which have been magically cloaked by High Druids after they have carved the sacred symbols in a Tree (usually an Oak, but also Fir, Ash, and Yew). Without the spell, the Oghams are incomprehensible symbols without meaning. The spell's duration lasts as long as the Druid remains in the vicinity of the Tree.

**Vision of the Marauding Beast:** By touching a wounded beast, the Bard gets a mental image from the perspective of the attacked animal. If the animal didn't see the attacker, the Bard can't see it either.

## Ovates

Ovates possess a number of abilities and powers in addition to those they possess as Bards:

**Opening the Tome of the Animal's Mind:** By touching the head of an animal, the Ovate can read its memories of the past day. The further the animal is from human, the harder it is to read its memories accurately. If the druid simply scan the beast's memories, not looking for anything special, he gets the memories the beast thinks are most important. If he is trying to get a specific fact, the druid must spend an extra 1-6 fatigue points.

**Venom Immunity:** Druids can heal venom from plants or animal once per day at the expenditure of 1-6 fatigue points.

**Converse with Plant and Tree:** The Ovate can speak with a plant for one conversation. The level of conversation depends on the type of plants; longer-lived and more noble plants have more to say. A single question and response takes 21-40 minutes, with slower-growing plants speaking more slowly. Typically, plants can talk about the soil and about other plants around them, but have limited awareness of more momentary events, such as the passing of animals or people, unless that passing has a direct bearing on the plant (for example, a person cut its trunk). News can spread quickly through a forest when it has to, called from tree to tree on the wind. Bystanders cannot understand the conversation.

**Salve of Lesser Healing:** This spell must be cast on specially prepared herbs. The salve will heal 1 Body point of damage per 2 level of the caster. Three applications of the Salve may be prepared in a day. A wounded character may receive the benefits of the salve only once per day and no more than 3 times per week.

## Druids

Druids have a number of abilities and powers in addition to those they possess as Ovates:

**Find the Oghams:** This spell enables a Druid to Research Magick in order to learn basic knowledge in spells. Coming from an oral tradition, he has no books to study. But he can "read" the symbolic markings or Oghams carved in the living wood of Great Oaks, Fir, Ash, or Yew Trees in sacred groves. He must first find a Great Tree carved with Oghams. This spell enables him to locate the whereabouts of such sacred trees. The Druid must name the spell he wishes to research, and the ritual takes 3 hours. The Druid's chance of locating the tree is his success chance -10% x spell level. The Oghams are magically cloaked (by High Druids) and a failure does not mean that a tree with the information he seeks is not in the area, just that his Magick has failed to discover it. If he succeeds with the spell, he will know the whereabouts of the Oghams he seeks. The distance he must go is 2-12 days journeying on foot. If he fails with the spell, he cannot cast it again to find the location of Oghams about that particular spell until 21 days have passed. He may still attempt to locate Oghams for other spells. Once he reaches a Tree, he must cast (Discern Oghams to be able to see the Oghams and search them for keys to the information he requires. It takes him 3 days x BMR of the spell. He then must make a successful Spell Research check. If he is successful, he may go on to acquire basic knowledge and fully learn the spell.

**Salve of Greater Healing:** This potent healing salve is prepared in much the same way as the Lesser Healing except that it will heal 1 Body point of damage per level of the caster.

**The Memory of Trees:** Among the Druids, trees are regarded as sacred repositories of memory, lore, and the presence of spirits. Five Great Trees are guarded by powerful Druidic Mages and their servants. Provided that he can obtain permission of the Guardian to do so, a character possessing Speak with Plants may consult these trees to research matters of lore and ancient tradition. Since trees are far from hasty, their response times will be 3-18 days per question asked. Still, their knowledge is quite substantial and often covers the most esoteric of subjects, so the wait is often well worth it. Use the following table to determine whether the Tree has "knowledge" of the matter about which the Druid wishes to seek enlightenment and instruction.

Great Tree	success chance at having "memories" of the questions asked of them	
	Lore	Magick
Oak	90%	90%
Willow	50%	70%
Birch	90%	60%
Alder	80%	80%
Holly	80%	70%
Hazel	70%	50%
Apple	60%	50%

**Phoenix Healing:** The druid can perform a ritual in which a medium to large animal is sacrificed. Each body levels unleashed by the animal at the moment of death can be converted into one hit point and instilled into a wounded or comatose person by touching both the animal and the patient at the moment of death/sacrifice. If the person to be healed is in a coma (at zero or below hit points), the character must succeed a resurrection roll to snap out of the coma. This power can also be used to completely negate poison, remove fever, and cure sickness. Permanent damage, such as blindness, severed limbs, or insanity cannot be cured. Requires half an hour to perform and must be done in a wilderness or forest to heal injury, but on the bank of a lake, river, or stream to cure sickness, fever or poison.

**Weather Control:** (Once per day). The druid can change the existing weather from something as minor as a change in the wind's direction to summoning a storm. The smaller the change in the weather, the quicker it can be created; a light rain or fog can be called in 10 minutes, while drastic changes, from bright sunlight to downpour, heavy fog, hail, high winds, etc., will take over an hour to create (60 minutes plus 1D6x10 additional minutes). Incredibly destructive weather patterns (hurricanes, tornadoes, lightning bolts, as well as snow) cannot be summoned. Generally affects an area 10 miles (16 km) in diameter, but the area can be made smaller if the druid so desires. The duration of the weather effect is limited to 1D4 hours from the moment the druid stops the ritual. Note: Downpours can be extremely dangerous, causing flash floods, especially in hilly regions, and making travel difficult, if not impossible. Must be performed on a high hill, treetop, or high in the mountains and requires the sacrifice of a large bird or bird of prey.

## Archdruids

As spiritual leaders of entire lands, Archdruids have special powers:

**Embrace of the Oak:** The spell Speak with Plants is required to cast this powerful healing spell, for the Mage must request the aid and protection of the sacred tree. The oak opens to make a cavity into which the Mage or someone he wishes to heal can step or be placed. The wood will "embrace" him, closing again to leave no visible sign of what has happened. Within the living wood, he heals at double his natural rate. The living wood masks his presence from all but the most powerful Detection or Divination spells cast within 10 feet of the tree. If found, the character has the option of staying or leaving the tree to deal with the situation.

## Ley Lines

Ley lines are a matrix of Magick Energy that run in straight lines across the earth. The source of the energy is unknown and apparently inexhaustible. At places where several ley lines cross, the energy is at its greatest. These Magick Energy intersections are called ley line nexus points. Magus can

syphon a fragment of the energy from these lines, especially during certain periods and positions of the moon and stars. The additional magick energy is often only accessible directly at a ley line nexus and must be used while it is available. This makes timing a critical factor. Ley lines have the following effects on Magus (as well as dragons, faerie folk, sphinxes, and other creatures of magick or supernatural beings):

1. Close proximity to a ley line. Being near a ley line, within two miles, increases the range and duration of spells, wards and circles by 20%.
2. Being at/on a ley line or a half mile from a nexus point increases the range, duration, and damage of magick spells, wards and circles by 50%. The Mage can also draw +10% fatigue points from the ambient energy radiating from the ley line and nexus once per melee round.
3. Being at a ley line nexus point or within 200 feet of one doubles the normal range, duration, and damage of magick incantations, wards and circles. The Mage also enjoys a bonus of +2 to save vs spells of Command or Illusions and horror factor. The Mage can draw an additional +20% fatigue points once per melee round.
4. Periods of increased energy at a nexus point. There are periods of time during the day, night or year that the ley line energies surge and increase dramatically at ley line nexus points. During these periods, practitioners of magick at a nexus can work their most amazing magick. Other, competing and evil forces may also seek to use a ley line nexus at these peak moments and may not wish to share the mystic energy (or be seen); combat may ensue if someone does not yield to the other and leave. If more than one Mage tries to tap into the energy, it will be either equally divided between the two, or the Mage who casts his magick first uses the available extra energy before the other can tap it. Furthermore, dimensional anomalies and the manifestation of supernatural beings also increases at these places and times.

- Midday (noon) and midnight: The Mage can draw on an extra +20% fatigue points per melee round along ley lines and +40% fatigue points at a nexus. This bonus energy is available for one minute.
- Vernal (spring) and Autumnal Equinox: Energy runs high during the daylight hours of the vernal equinox and the nighttime hours of the autumnal equinox. During this time a Mage may draw upon +40% fatigue points per melee round at a nexus. This amount doubles for one minute at dawn, noon, sunset, and midnight.
- Summer and Winter Solstice: Solstice occurs twice a year, when the sun is farthest from and closest to the planet's equator (on Earth that's June 21st, summer and December 21st, winter, the longest and shortest days of sunlight a year). These two days make the ley line nexus junctions boil with energy! The fatigue points available during the 24 hour period is the same as the equinox.
- A Lunar Eclipse happens when the World is in a straight line between the sun and the moon. A lunar eclipse occurs once a year and lasts about an hour and a half. Once per melee round throughout the 90 minute period, the Mage can draw upon +30% fatigue points from the nexus, but for one minute, when the lunar eclipse is at its zenith, a practitioner of magick can tap into an extra +100% fatigue points!
- A Partial Solar Eclipse occurs when the moon passes in front of the sun, but is close enough to the earth that the sun is briefly blocked from sight. This rare solar event happens about once every ten years and lasts for about 2-8 minutes. It has a profound effect on ley line junctions. During the 2-8 minute eclipse, a Mage can draw upon +50% fatigue points once per melee round and +150% fatigue points when the eclipse is at its zenith (one melee round)!

Furthermore, during this period of "darkness," Necromancers, Hex-masters, Evil priests and Covens will enjoy the following bonuses: all spell, ward and circle duration, range, and damage are increased by three times!

Practitioners of magick not allied to dark forces will see their spells, wards and circles unaffected (no increase in power).

## Druidic Cults & Deities

The mythology of a religion is its recorded communications between the divinity and the worshipers. The mythological actions of the deity determine appropriate actions for the worshipers who wish to partake of their god's power.

The deities all are associated with certain Runes. Use of these runes in cult functions would be one of the more obvious marks of the nature of the deity worshiped. The runes may be understood as vehicles of power, channels of definition, or foci to manifest their symbolic abilities. Similar Runes do not mean an automatic friendship between cults, but at least indicate similar interest.

There are always special days of worship for the cults. For most cults it is a day wherein all worshipers will attend special rituals wherein they can actively enter into the magical world and

partake of ceremonies blessed by the physical attendance of their deity. A typical Holy Day worship requires minor sacrifice to the deity. On High Holy Days worship requires major sacrifice during a ritual sacrifice wherein they commune directly with the immortals.

Many cults will have requirements to join as a Lay Member. These may be of birth, ability, money, or whatever. Lay Members are required to join a cult each time that they attend its services, unless they already belong. It is unusual to belong to more than one cult and may be forbidden in certain circumstances.

Initiation into a cult is a serious step, for individuals pledge themselves to the focus of a single divine entity. Unlike Lay members, who have free association with other cults, Initiates are allowed to partake only in rituals of their own cult, and its Associated and Friendly cults. Pledges are serious, and if one wishes to quit a cult after initiation, there is a brief reprisal against the one who would deny his deity. This reprisal is attempted each time by the appropriate Spirit of Reprisal, mentioned later in the Subservient Cults. Initiation into a cult requires that a person be a Lay Member in good standing and that they have a sponsor who is already an Initiate, although interpreting this custom varies widely. Some cults demand that the Initiate candidate have certain items, monies, or other tokens of sacrifice. Initiates must have reached level 5 and will also have to pass a test.

Initiates of the cult will be expected to do more than any lay person. They will also be expected to uphold the cult likes and dislikes much more stringently than Lay Members, who can quit virtually whenever they wish. Initiates do not have that option, but are pledged to the faith. Initiates are required to attend cult functions. They also may be called upon to do cult business. Most cults demand a tithe of income, usually 10%. Initiates get more benefits from their status than any lay person does. Initiates will lead the general congregation during ceremonies, and will always receive preferential treatment in cult activities. Many cults offer food, healing, ransom, and so on to Initiates. The particulars are special to each cult.

## Cult of Beli Mawr, the Rebel God

- Requirements: Lay Members must have reached their maturity (between 16 and 20 for humans) and must make the choice to join by their own free will.
- Spells: Commands.
- Sacrifice: to crucify a sentient being with his head downwards on the night of Beltane.
- Benefits: Because of the wandering nature of this cult there are rarely any board or food supplied by the cult. Ransom or liberating Lay Members is also not required of the cult.
- Restrictions: Their hatred of chaos is intense and undisguised.
- Lay Membership: Lay Members are expected to act in accordance with the wishes of their priests and to come to the aid of the cult.
- Initiate Membership: The prospective Initiate must have belonged to the cult for at least a year as a Lay Member, and must make a formal rejection of former cult ties and swear to devote himself "to the winds." He pledges himself to follow his priest and his god. He must have a sponsor who is already an Initiate. He must pass a test given by the Priest.



As a rebel, three forms of the god are recognized. Beli Mawr the Warrior is the most widespread, for his god-form appeals to those who wander and adventure. Beli Mawr the Murderer is the treacherous god aspect and is worshiped by Thieves and Assassins. Beli Mawr the Victorious is the King of the Gods, and is worshiped by chieftains and nobles and poets.

Funeral rites for the Adventurous cultists requires burning the body while chanting. There is then a song to command the soul to the winds. A smoky fire is made and grave goods are included to assist the person in the land of the dead. Among his dead, some souls will know freedom for a while, but others may be chosen by Beli Mawr to serve in his band of heroes.

Beli Mawr guarantees to his loyal Initiates that he will go and get their soul if the body is not treated with proper burial rites, using one method or another. This way the Adventurers need not fear dying in a strange land among foreigners.

Druids of Beli Mawr like to have their shrouded bodies tied into trees or sometimes held aloft by specially built racks. Other places simply ask for a burning, preferring to use smoky fires. Prayers send the soul to the wind, storm, and quiet air.

## Cult of Brân, God of Justice

- Requirements: none.
- Spells: Detection.
- Sacrifice: to cut a murderer's throat on each equinoxes.
- Benefits: Lay Members may farm, hunt, or live on lands owned by the cult. All buildings and livestock are also owned by the cult, though ownership of personal private property is respected.
- Restrictions: They never must disguise themselves and never eat fish, potatoes, or raw eggs in any form.
- Lay Membership: Lay Members always support the Truth in all they do, and suffer expulsion if discovered to be lying to the detriment of the cult. Simple lying to outsiders is frowned upon, but has no set punishment.
- Initiate Membership: Lay Members who worked for the Cult for two years may become Initiates. Initiates are required either to spend two weeks per season for the cult.



The dead of this cult are burned at dusk with smokeless fires if they have not risen after seven days. Services begin with a great mourning and the burning, then wine or beer follow, as do victory paeans and the call for the soul to join with the Sun. At dawn the sunrise is read for omens, and the ceremony concludes.

## Cult of Brighi, Goddess of Sacred Waters

- Requirements: none.
- Spells: Basic Magick Water.
- Sacrifice: to drown a virgin on the winter solstice.
- Benefits: none.
- Restrictions: none.
- Lay Membership: Lay membership is given free to all living people.
- Initiate Membership: Initiates must be willing to disavow all previous cult connections and stand by the rules of this cult. Initiates always are expected to help defend their priest, and to assist in rituals and other magical acts. They must usually help provide for his upkeep as well by providing food and shelter.



The cult dislikes gods in general, but is willing to compromise itself in favor of being left alone when possible. Still, it is a hostile world full of imminent dangers, and the cult distrusts all which it has not conquered. Conquest for this cult is always temporary, so they are very cautious. However, there is no particular dislike of any deity beyond any other, save for two. The most hated deity is Death, which separated the men from the gods and robbed humans of their birthright. The second most hated is Chaos, which is a specialized form of Death, but capable of destroying the gods as well as mortal beings.

The cult assures its worshipers that they will continue to have a personalized existence after death. They cannot guarantee any quality, nor any future for that existence. All magics and functions of the cult prove those facts to worshipers. The cult also insures that the living will never be bothered by the souls of the dead if they follow their priest's rituals and rules.

## Cult Of Crom Cruach, God of Fertility

- Requirements: none.
- Spells: Basic Magick Earth.
- Sacrifice: to burn a human being on the summer solstice (Burning Man bonfire ritual).
- Benefits: Lay Members also receive protection and a sustenance from their community.
- Restrictions: The cult has an inherent disdain for those called Dwarves, for they are makers and not growers.
- Lay Membership: Lay Members must always report whenever they see someone doing damage to the woods and obey the commands of their cult leaders.
- Initiate Membership: Candidates for Initiation must prove themselves to be ready for adulthood in the clan. They must have been Lay Members for at least 2 years.



All worshipers believe in successive births and rebirths through many lives in a long organic growth process which will lead towards the glory and unification of their consciousness with that of their goddess. They believe that adhering to the right worship will speed that process, and most rituals and magics of the race will intensify and prove these feelings. The worshipers bury their dead. They sing gentle songs, and then the priests accompany the newly dead to the Other Side.

## Cult of Dagda, God of Life & Death

- Requirements: Almost anyone can be a lay member.
- Spells: Necromancy.
- Sacrifice: to behead an adulterous man on the night of Hallowe'en.
- Benefits: The cult can provide healing for members.
- Restrictions: Former Initiates of Dagda are few. Such of those who violate the cult dictate will be hunted by cult members until they get them.
- Lay Membership: There are no unusual requirements in remaining a Lay Member of the cult.
- Initiate Membership: The prospective Initiate must have been a lay member for at least a year. He must then convince the Initiate under whom he worships to sponsor him the next time that a Druid officiates at ceremonies.



Dagda is a figure of immense power, armed with a magick club and associated with a cauldron. The club is able to kill nine men with one blow; but with the handle he could return the slain to life. The cauldron was known as the Undry and was said to be bottomless, from which no man left unsatisfied. He also possessed Daurdabla, also known as "the Four Angled Music", a richly ornamented magick harp made of oak which, when the Dagda played it, put the seasons in their correct order; other accounts tell of it being used to command the order of battle. He possessed two pigs, one of which was always growing whilst the other was always roasting, and ever-laden fruit trees.

Dagda is a High King of the Tuatha Dé Danann after his predecessor Nuada was injured in battle. His lover is Boann and his daughter is Breg.

Despite his great power and prestige, Dagda is sometimes depicted as oafish and crude, even comical, wearing a short, rough tunic that barely covers his rump, dragging his great penis on the ground.

"Resurrection" is a regular cult function and High Priests will bring back devout worshipers as Undead if possible. For persons beyond resurrection, local preference always is given to burial functions. Priests and Lords will have their bodies preserved until the full moon, but others will be taken care of right away.

## Cult of Danu, Goddess of Animals

- Requirements: Membership in the cult is permanent for all Lay members unless they are outlawed.
- Spells: Communication.
- Sacrifice: to cut a bull's throat at dawn of Samhain.
- Benefits: As a result of Lay membership the peoples may partake of the gifts of the goddess. This means that they have food, clothing, and the tools and implements made from the bodies of the beasts.
- Restrictions: The worshipers of this goddess hate all animals or people who would seek to kill the beasts of their herds without knowing the proper prayers and worship to send the souls of the beasts back to their Goddess. This includes all carnivores and non-cultists.
- Lay Membership: Lay Members must worship each week with the cult and maintain the cult prejudices.
- Initiate Membership: Initiate membership requires that a person have been a Lay Member in good standings.



The cult of Danu promises to its members that there will be a continued life after death, and that worshipers who are respectful and observant of her practices will receive recognition by her in the afterlife. The cult believes in the cyclical reincarnation of souls, and promises that priests and selected Initiates will be able to spend some time in a blissful paradise between lives. Heroes of the cult retain their identity even after death, and are removed from the cycle to remain with their goddess in the afterlife to aid her. Members of this cult are always buried after they die. When burying a priestess, the warriors chant the prayers of the Peaceful Cut over the grave, and priestesses do earth rites by sacrificing herd-beasts and letting the blood flow upon the grave.

## Cult of Fal, the Aware God

- Requirements: Apprentices must pass a basic INT CR.
- Spells: Legend Lore.
- Sacrifice: to tear a prisoner's liver on the Walpurgis night.
- Benefits: Guards or workers on research projects, such as digs into ruins, will be taken from Lay Members if possible.
- Restrictions: They despise any who would limit or destroy knowledge.
- Lay Membership: All Lay Members take a vow of Truth, but the cult takes no action against breakers of the vow unless the action leads to some form of damage to other members, or destruction of knowledge.
- Initiate Membership: An Initiate is required to voluntarily doing further research. Research, of course, can entail delving into dusty scrolls, or probing ruins and strange cave formations.



While Fal was able to embrace all knowledge, mortals have no such opportunity, and have found ever since that their knowledge must always be incomplete, and what they know does not always apply to the problems at hand. Yet many follow Fal's constant quest for knowledge, for the thirst for knowledge remains, and his worshipers constantly search for new knowledge. They also constantly gather such chunks of the Spike as are collectible, to better understand the universe which once took its form from the Spike. These worshipers of the Seeker and the Sage remain above the quarrels of other gods, and are impartial advisers to all.

The worshipers of Fal know that they will travel to his Court inside the Tower of Ivory to sit at the feet of the Eternal Source of Knowledge. Their time in the tower will depend on how well they have fulfilled the lifetime quest of the cult: the amount of true knowledge known determines the time allowed in blissful research before mortals once again take their place in the eternal circle of life and death. These lords and priests prefer to be laid into stone tombs, whether natural or constructed; shaft graves are preferred. The poorer members are simply buried with a rock as a pillow. Members buried with cult rites always have long accounts of their knowledge read during the services.

## Cult of Khaos, God of Storms

- Requirements: To join the cult requires that the candidates be armed and be willing to follow the orders of their superiors.
- Spells: Basic Magick Air.
- Sacrifice: to throw a criminal from a cliff.
- Benefits: The cult promises to protect its lay members while they are with their priest. They do not provide weapons, horses, money, or free aid to lay members.
- Restrictions: The cult dislike anything which does not conform to their crude and simple cult demands. They exercise this dislike through contempt, even though they may fully partake of the contemptible lifestyle. They will distrust strangers and their odd gods.
- Lay Membership: Lay members are required to follow the terms of their acceptance and to attend all cult functions. Also, until they are initiated, they must sacrifice one herd beast for a year's membership.
- Initiate Membership: Candidates for Initiation into the cult must have been Lay Members for at least one year, and to have shown during that time that they upheld the laws of the cult. This is normally spent entirely in the presence of their Priest. The priest will weigh heavily any fighting deeds of the candidate.



Khaos is the the first of the god of the air. Later on Chaos was described as an original state of existence from which the first gods appeared. In other words, the dark void of space.

Khaos features three main characteristics:

- it is a bottomless gulf where anything falls endlessly. This radically contrasts with the Earth that emerges from it to offer a stable ground.
- it is a place without any possible orientation, where anything falls in every direction.
- it is a space that separates, that divides: after the Earth and the Sky parted, Chaos remains between both of them.

Funeral Rites for the cult are simple. They kill the favorite beast of the dead warrior, so that it will accompany the dead warrior everywhere. The beast is set on its belly, with its legs folded

beneath it, and the warrior is set atop it, equipped with his favorite weapons, armor, and jewels. There both are left, to defy passersby and frighten off chaos. Cultists believe that the bodies will be drawn into the Eternal Battle, and their rejoin their souls. The rites conclude with a song of fear, fury, and fighting to summon a violent wind to carry off the departing soul.

## Cult of Lugh, God of Darkness

- Requirements: The applicant must be of chaotic alignment. Of necessity secretive and paranoid, the druids of Lugh will test applicant extensively. If he or she is not chaotic, they will consider the applicant a spy. Spies are dealt with gruesomely. Outsiders are not welcome at Lugh ceremonies.
- Spells: Black Magick.
- Sacrifice: see "black mass" ritual.
- Benefits: While they are in the temple, members are guaranteed the protection of the cult. In exchange for an additional day of service per week, the member may live without charge in the temple.
- Restrictions: Because of its chaotic and disgusting practices, the cult has been heavily persecuted wherever discovered, with frequent raids made on its underground hideouts and complexes.
- Lay Membership: Lay members must attend all holy day ceremonies and must donate at least one day per week of their time in labor to the temple. In some cases lay members will be used as first-wave shock troops in assaults where the defenses of a stronghold must be worn down.
- Initiate Membership: The initiate can be required to participate in any cult-sponsored raid or expedition. One per season he must provide a living captive for cult use.



Lugh's sling rod was the rainbow and the Milky Way was called "Lugh's Chain". He also had a magick spear (named Brionac), which, unlike the rod-sling, he had no need to wield since it was alive and thirsted so for blood that only by steeping its head in a sleeping-draught of pounded fresh poppy seeds could it be kept at rest. When battle was near, it was drawn out; then it roared and struggled against its thongs, fire flashed from it, and it tore through the ranks of the enemy once slipped from the leash, never tired of slaying.

Since they will be safely escorted to a part of Hell known as the place of Waiting, followers of Lugh do not fear death. From there they will be drawn back to serve the living as a familiar. Thus life after death is promised to all believers.

## Cult of Macha, Mother of the Moon

- Requirements: Lay Membership is confirmed by telling the priest of the desire to join. The new member's name is then entered on the "Paper Lists" and kept there until the next Full Moon when they are burned and the Lay Member must rejoin. That means that Lay Members must join anew every week.
- Spells: Illusion.
- Sacrifice: to tear the heart of a criminal on each full moon.
- Benefits: Members may partake of the Poor Fund at any time and find potato bread, onions, and red berries (when in season) to eat once per day there, and also be allowed to sleep under the roof of the Outer Temple.
- Restrictions: There also is an inherent and mythological dislike between the Air and Moon, and their cults, as they struggle for the "Middle Heavens."
- Lay Membership: none.
- Initiate Membership: Candidates for initiation must be Lay Members in good standing and present themselves before the local priest for acceptance. They must have been Lay Members for a total of 77 weeks, the last three of the weeks consecutively and at the temple. They will be quizzed about the basics of the religion, on their attitudes, expectations, and intentions. If they pass this questioning, they are accepted as Initiates.



Macha Mong Ruad ("red mane") is often mentioned together with her sisters, the Morrigan and the Badb, and the three are often considered a triple goddess associated with war. The priests of Macha will not promise anything except that there is certainly a Life after Death, and that they can teach a worshiper the gateway to the Red Moon, wherein lie all of the keys to the secrets of Life and Death. They point proudly to their own goddess' death, dismemberment, rebirth, disappearance, and subsequent return as

proof of this.

## Cult of Morrigan, Goddess of Warfare

- Requirements: Morrigan welcomes all races as long as they are warriors and will swear to keep discipline and uphold the Morrigan Code of fair play and honour.
- Spells: none.
- Sacrifice: to eviscerate a prisoner of war before each battle.
- Benefits: The Morrigan temple maintains good relations with the cult of Nuada, so that its members can be assured of first aid for their battle wounds. They are particularly well-trained in treating poisonings.
- Restrictions: Morrigan philosophy does not believe in maintaining a body which has been separated from its Spirit. Cults which specialize in necromantic arts are anathema to Morrigan. The cult of Dagda is a particular target of Morrigan's displeasure.
- Lay Membership: Every Lay Member must meet certain minimal requirements. They must uphold the Code of Morrigan. This includes requirements that a member must (1) always fight other Morrigan members fairly, (2) honour the fallen, and (3) maintain strict truth and confidence with one another. Combat between members may continue only to the first fallen, not to the death, and the loser must surrender a prize to the victor. This prize absolves each of any further obligations to the other, save in the usual course of cult functions.
- Initiate Membership: Once accepted into the cult, the Initiate must never participate in an ambush and never lie to a friendly cultist.



Morrigan ("terror" or "phantom queen") or Morrigan ("great queen") is the goddess of fighting men, and can be found on all sides in any conflict. She encourages honour and courage, and disdains pointless slaughter.

She is associated with sovereignty, prophecy, war, and death on the battlefield. She sometimes appears in the form of a crow, flying above the warriors.

The cult cares little what happens to the corpses of their dead, save that they are treated with local respect. Members usually sing a song of victory over any grave, commemorate the dead with a feast, then move on. It is not uncommon that the broken sword of the member is left stuck into the grave or funeral area. Morrigan worshippers are never resurrected.

## Cult of Nuada, God of Healing

- Requirements: Anyone with a sincere wish to heal may join the cult.
- Spells: none.
- Sacrifice: none.
- Benefits: Lay Members will be healed by the temple for free and gain this privilege for family members as well.
- Restrictions: This cult makes a show of withholding favoritism from anyone, promising to heal any who need it. In practice, the individual is left to make her own decision about who gets precedence in healing.
- Lay Membership: Lay Members also must take an oath never to harm a living creature and to aid all within the limits of their ability. Lay Members must become vegetarians.
- Initiate Membership: They need not have been a Lay Member before becoming an Initiate, as long as they swear to live by the dictates of the Cult on becoming Initiates.



Those truly dedicated to the worship of this Cult know they will return to the world as healing spirits, continuing to aid and comfort the torn and battered of the world. These cultists are buried after death. It is usual for Priests of the cult to have some type of healing plant grow over their gravesite, and so they are often buried in the cult gardens.



## Cult of Taranis, the Vengeful Fire

- Requirements: To join, the Lay Member must have FER/14+ and the druids of Taranis will test the applicant.
- Spells: Basic Magick Fire.
- Sacrifice: to tear a prisoner apart at sunset of Imbolc.
- Benefits: Each Lay Member may live in an enclave of the temple which is fortified and guarded day and night. His dependents also are taken care of in these enclaves. A once-per-week market lets worshipers obtain supplies at reduced rates. The market usually is run by a Druid special company member.
- Restrictions: The cult likes fighting and trouble, and they also like to intimidate and pillage. Should anyone be so foolish as to capture one of their number, the cult tries to rescue the captive (at any cost) and destroy the captor. Blood vengeance for cult members slain by outsiders is integral to the cult.
- Lay Membership: Lay Members must join the company of a particular priest or lord and be ready to fight with him if called. A member is expected to have and maintain a sword and a bow. He also must have a month's rations ready to take with him at a moment's notice.
- Initiate Membership: The Initiate may act as an NCO for his company and be on call for special missions. He also is obliged to work bodyguard details and generally protect the community.



The Deity is often depicted with a thunderbolt in one hand and a distinctive wheel in the other. Scholars frequently identify this wheel/sky god with Taranis.

## The Druid's Animal Companion



A druid may acquire an animal companion at level 5. This animal is a loyal companion that accompanies the druid on his adventures as appropriate for its kind. A druid's animal companion is different from a normal animal of its kind in many ways. The companion is superior to a normal animal of its kind and has the special power to communicate with the Druid.

The Druid must summon his companion the day of Beltane in the first hour of dawn. If the animal companion is killed, the Druid cannot summon a new companion before one year and one day. The type of the animal companion is given in the table below:

Cult	Type of Companion
Bali Mawr, the Rebel God	Fox
Brán, God of Justice	Deer
Brighi, Goddess of Sacred Waters	Otter
Crom Cruach, God of Fertility	Bull
Dagda, God of Life & Death	Snake
Danu, Goddess of Animals	Horse
Fal, the aware God	Raven
Khaos, God of Storms	Boar
Lugh, God of Darkness	Wolf
Macha, Mother of the Moon	Owl
Morrigan, Goddess of Warfare	Bear
Nuada, God of Healing	Ermine
Taranis, the Vengeful Fire	Hawk

## Tuatha Dé Danann



The translation of Tuatha Dé Danann as "peoples of the goddess Danu" is necessarily imprecise. The Tuatha Dé Danann are descended from Nemed who struggled against the Church and Christianity. They came from four northern cities, Falias, Gorias, Murias and Finias, where they acquired their occult skills and attributes.

The Tuatha Dé Danann brought four magical treasures with them, one apiece from their four island cities:

- Coire, the Dagda's Cauldron
- Sleg, the Spear of Lugh
- Lia Fáil, the Stone of Fal
- Claideb, the Sword of Light of Nuada

They are in charge by one of the thirteen Arch Druids of each Deities to protect the forest and the cults. Tuatha Dé Danann are Primitive Talents and exceptional Foresters. Experience is obtained for fighter-forester activities, and also for practicing Forester Magick.

**DETECTION:** Altitude, Life, Small Traps, Traps, Distance, Observation, Find the Path, Sense the Hidden. Small Traps and Sense the Hidden are effective only in an outdoors setting, for Forester Magick works only because of the Forester's sensitivity to and affinity for his natural surroundings.

**COMMUNICATION:** Animal Messenger.

**COMMAND:** Foresters acquire a rapport with animals and are able to cast spells of Command against them as if they were full Adepts of a given Circle of Command once they acquire the spell (they need not know other spells of that Circle to be proficient). Thus a Forester knowing only Charm Small Animals would be an Adept of the Second Circle, for that purpose. The Command spells available to Foresters are: Charm Small Animals, Hold Small Animals, Command Small Animals, Hold Large Animals, Command Large Animals, Summon Animals. The proficiency rating of the Forester is equal to the highest level spell possessed.



## Foresters



The Forester is a huntsman, trapper and wilderness scout capable of hunting, tracking, and trapping both animal and human (humanoid) prey. The character is usually familiar with a number of different terrains and well versed in the survival skills needed in the wild. They can identify tracks, follow them, blaze trails, conceal trails, and prowl in the wild, as well as handle themselves well in combat. The Forester is a clever, resourceful, and hardy man of arms who enjoys the freedom and purity of nature, the challenge of survival, and living off the land. The typical Forester has a good understanding about the balance of nature and a high regard for life. Most only kill only what they need and try to use as much of a slain animal as possible. Although most Foresters enjoy the thrill of the hunt and the challenge of battle, few kill only for pleasure.

The Forester's familiarity with nature also means he or she is likely to have some knowledge of forestry, weather patterns, animal husbandry and faerie folk. Foresters also typically have a fondness for animals.

However, few rarely acquire any animal companions other than a horse, and/or a dog. Only retired or semi-retired rangers settle down in any one place long enough to consider breeding dogs, horses, or livestock.

How a Forester lives depends on the inclinations of the individual. Some prefer the wilderness and shun civilization, others enjoy both.

Some make a living as trappers, skinning animals, selling their pelts and telling tall tales. Others market their abilities as bounty hunters, guides, scouts and trackers to the military, nobility, merchant caravans, travelers or individuals. Some are adventurers seeking wealth, glory, and power through deeds; others just crave adventure; while still others explore the land, study its wildlife and enjoy its many splendors. Those who turn to a life of crime become bandits or join outlaw bands to waylay merchant caravans, travelers and even squads of soldiers.

Most Foresters tend to prefer leather armor because it offers excellent maneuverability, stealth (no jingling or clunking of metal parts) and because it has a natural color or can be dyed in shades of green, brown, grays, and black, all of which are perfect for blending into a wilderness surrounding. Foresters whose adventures lead them into battle more often than others often wear suits of leather and chain mail, chain mail, scale mail and even splint.

Foresters have the following abilities:

Experience Level	Stealth	Hear	Blend	Track	Find Direction	Intention Animals	Ident. Food
1 Strider	10%	5%	10%	25%	10%	20%	30%/10%
2 Strider	12%	5%	15%	28%	13%	23%	35%/12%
3 Strider	15%	7%	20%	30%	15%	25%	40%/15%
4 Strider	17%	10%	25%	33%	20%	28%	45%/17%
5 Strider	20%	12%	30%	35%	25%	30%	50%/20%
6 Scout	22%	12%	35%	38%	30%	33%	55%/22%
7 Scout	25%	15%	40%	40%	35%	35%	60%/25%
8 Tracker	27%	20%	45%	43%	40%	40%	65%/27%
9 Tracker	30%	22%	50%	45%	45%	43%	70%/30%
10 Tracker	32%	25%	55%	50%	50%	45%	80%/32%
11 Guide	35%	25%	60%	55%	55%	50%	85%/35%
12 Guide	37%	30%	65%	60%	60%	53%	90%/37%
13 Guide	40%	32%	70%	65%	65%	55%	95%/40%
14 Pathfinder	42%	35%	75%	70%	70%	58%	100%/42%
15 Pathfinder	45%	35%	80%	75%	75%	60%	100%/45%
16 Pathfinder	47%	40%	85%	80%	80%	65%	100%/47%
17 Ranger	50%	42%	90%	85%	85%	70%	100%/50%
18 Ranger	52%	45%	90%	90%	90%	75%	100%/52%
19 Ranger	55%	47%	90%	95%	95%	80%	100%/55%
20 Ranger Lord	60%	50%	90%	100%	100%	85%	100%/60%

**PREMONITION:** Foresters have a highly developed sixth sense and may be forewarned of any immanent danger in the wilderness. By his heightened awareness, he may hear or otherwise sense something ahead, or he will notice unnatural alterations to the surrounding vegetation (bent grasses, broken twigs, etc., suggesting a possible ambush, concealed trap, etc.). An encounter has a 50% chance -3%

per experience level of evading his notice before it happens. A "detection" will provide both a bit of time and distance to prepare for trouble. On the other hand, if a Forester is preparing an ambush, add +3% per experience level to the chance of the impending encounter going unnoticed (less the percentages of the Forester(s) in the party to be ambushed). Such premonitions do not reveal the nature of the peril, only a rising of the hackles at the back of one's neck and a general sense of danger. Unavailable to non-Foresters.

**STEALTH:** Foresters have the ability to move stealthily through undergrowth when proceeding at normal speed. The resultant percentage is subtracted from the chance of being heard by anyone within a 100-foot radius. If a Forester is more than partially encumbered or worse, he loses -5% per 25 dr. of excess weight carried.

**HEARING:** Foresters have keenly developed hearing and will detect sounds that do not belong in the forest. They have a bonus when attempting to hear another within 100 feet.

**BLENDING WITH THE SURROUNDINGS:** Foresters have the ability of blending in with a forested setting and evading detection so long as they remain silent and unmoving. This check is made prior to any attempt to detect them with sight or hearing and only if it fails is there an opportunity to detect them by natural means.

**TRACKING:** After long hours spent in the woods and surrounding countryside, the Forester has developed an excellence in the Art of Tracking. A Forester can track animals or persons across country. There is a basic 25% chance plus 3% per experience level of the Forester to follow a plain trail. If an attempt is being made to cover tracks, this probability is reduced by -5% per experience level the covering Forester is above the experience level of the tracker. Note: this last probability is applied only if the covering of tracks is successful and the tracker is attempting to find the trail again.

Soft Earth/Soft Cover: max. 100%, but -7% per day of age of track.  
 Hard Earth: max. 70%, but -7% per day of age of track.  
 Rock: max. 20%, but -7% per day of age of track.

Bad weather (rain, etc., which obscures tracks) reduces maximum percentages by 25%.

Cross trails, doubling back, etc., by animal reduces maximum percentages by 1-20%.

A check is made once every 15 minutes or whenever new terrain is encountered or the quarry changes direction. If the trail is lost by failing the modified probability of keeping on the trail, there is an initial chance of 5% per level of the Forester to a maximum of 30% of finding it again within 15 minutes. If this attempt fails, there is a 10% chance per hour of rediscovering the trail, checked hourly so long as daylight persists. Once the trail is found again, resume tracking. Tracking percentages may be apply to any quarry, beast, monster or man, which leaves a track. Should the weather or evasive action reduce the percentage of tracking to 0%, the trail is considered to be totally obscured to normal observation and may be found again only by the use of Magick.

**COVERING TRACKS:** A Forester can cover his own tracks, and also, that of a party he is leading. There is a basic 90% chance, with -10% per two persons with him not of the Forester class. (-30% per two mounted persons or pack animals). Each experience level adds +5% to this chance, but no more than a 90% chance of successfully covering tracks can exist. (The bonuses are used to increase the chance of concealing a large party's passage only). Covering tracks requires slowing clown to a cross-country speed of about 1 mph or less.

**FINDING DIRECTION:** Foresters have the ability to find true North whenever they are above ground, unless magical means are being used to muddle the Forester's powers of observation. This skill is not magical, and is based on observations of the sun, stars, and other signs.

**INTENTIONS OF ANIMALS:** Foresters are able to discern the intentions of animals from their behavior. For each experience level, a Forester learns to read the intentions of two animal types. In melee, this gives him the ability to correctly gauging the animal's tactic (dodge, parry, strike, and TAC choices), the tactical "reading" being made after the animal's tactics are chosen. The Forester thus has the advantage when choosing his own tactics. Also, general intentions (friendly, fearful, hungry, etc.) are also clear to him.

**IDENTIFICATION OF WILD FOODS:** A Forester have the ability of identifying any safe wild fruits, berries, nuts, mushrooms, mots, etc. He has also a chance of finding such foods, checked hourly. One check may be made per day for each two experience levels of the Forester, and he will find food enough for one person per two experience levels he possesses.

## Cults relationships

There are a certain likes and dislikes which must be considered in selecting a cult. The dealings which a character has with others will be affected by religious preferences to some extent. The following table will serve as a guide in determining which cults the character will like, be rather indifferent to, or dislike.

	<u>Beli Mawr</u>	<u>Brân</u>	<u>Brighi</u>	<u>Crom Cruach</u>	<u>Dagda</u>	<u>Danu</u>	<u>Fal</u>	<u>Khaos</u>	<u>Lugh</u>	<u>Macha</u>	<u>Morrigan</u>	<u>Nuada</u>	<u>Taranis</u>
Bali Mawr	-	A	N	N	N	N	T	N	N	N	N	N	N
Brân	A	-	N	N	N	N	N	N	A	N	N	N	A
Brighi	N	N	-	N	N	N	N	G	N	T	N	N	H
Crom Cruach	N	N	T	-	N	G	N	A	H	T	A	G	A
Dagda	N	A	T	T	-	T	N	N	N	N	G	G	G
Danu	N	N	G	G	N	-	N	T	N	G	N	N	N
Fal	T	N	N	N	N	N	-	N	N	N	N	N	N
Khaos	N	N	G	A	N	N	N	-	N	T	N	N	N
Lugh	N	N	N	N	P	N	N	N	-	N	T	A	G
Macha	N	N	N	A	T	N	N	A	T	-	N	N	N
Morrigan	N	N	N	N	H	N	N	N	A	N	-	T	N
Nuada	N	N	N	N	N	N	N	N	N	N	N	-	N
Taranis	T	A	H	N	N	N	N	N	T	N	T	N	-

P: the cult is generally preferred, and dealing with the worshipers will be reflected accordingly.

G: considerable goodwill exist towards the cult.

T: the cult is viewed with tolerance and generally acceptable, if not loved.

N: the cult is thought of neutrally, although some suspicion will be evidenced.

A: the cult is greeted with antipathy.

H: H stokens a great hatred for the cult in question.



## The Blessings of the Valar



The Blessings of the Valar are special powers and boons granted by the Powers to those who belong to the Faithful (i.e. worshipers of Eru Ilúvatar). These special powers differ from normal spells in the way they are acquired and cast. Blessings are not spells in their own right, but are powers granted to the recipient for use in the service of the Free Peoples in their struggles against the forces of Darkness. They must also be of Lawful alignment, or the Vala will not grant the Blessing in the first place.

Anyone of Lawful alignment can gain access to a Blessing. In fact the Vala delight in aiding those too weak to aid themselves, but Blessings are usually first bestowed by the Vala as gifts for service to the Free Peoples. As such they are usually given as a reward to characters after completing a series of adventures that aid the Free Peoples. The one who bestows a Blessing will usually be someone in authority (a King, Elven lord, Shaman, Chieftain, etc) whom the characters assisted in their struggles against the forces of the Shadow. Through a ceremony or ritual, this person of authority will call upon the Vala to bless the character. Every 10,000 experience points, if the character obtain a percentage die roll within the range indicated for being blessed, he will receive a Blessing. The more lawful he is, the greater the chance that he will be heard:

%chance of a Grant = 80% - 5% per Alignment point

Characters can use a Blessing once per day. Blessings are particularly powerful and therefore should only be called upon in times of dire need. In order to gain the use of a blessing, the caster must first sacrifice 2-12 fatigue points in order to attune to the residual power of Vala.

A character may use their Blessing to aid another, but the target of the Blessing must be eligible to receive the Blessing. If the one wishing to be blessed is not worthy of the Valar's attentions, then they will not gain access to a Blessing. No servant of the Enemy or person of Chaotic alignment will be able to receive the effects of a Blessing. The character who wished to bestow the Blessing does not lose fatigue points as the Blessing is simply not granted by the Vala to the Receiver.

%chance of Blessing = 80% - 5% per Alignment point of Receiver

### BLESSING OF AULÉ, Aulë the Smith

The Blessing of Aulë draws on the residual power of Aulë the Smith, the Vala who created the Dwarves and is the Guardian of Forging and Crafting. It grants a +50% bonus to a single Smithcraft skill roll and a +50% bonus a single roll in any one other of their crafting skills.

If either the target or the giver of this blessing is a Dwarf (or if both are Dwarves), the target's Smithcraft skill roll bonus is +80% (instead of +50%).

### BLESSING OF ELBERETH, Varda (Elbereth) the Exalted

Duration: 30 minutes

This Blessing of Elbereth (which is also known as the "Light of Eärendil") draws on the residual power of Varda the Exalted, known in the Sindarin tongue as Elbereth. It is invoked through calling the traditional plea, 'A Elbereth Gilthoniel!' This blessing grants a temporary bonus to the recipient's ability to resist Black Magick spells and their effects. Whilst this blessing is in effect, the following applies:

1. the recipient decreases the targeting probability by -50% against Black Magick spells.

2. the recipient will automatically occupy the position of a Superior defender in the Magick Conflict table against spells of Command.

If either the target or the caster is an Elf (or if both are Elves), then the following applies instead:

1. the recipient decreases the targeting probability by -80% against Black Magick spells.
2. the recipient will automatically occupy the position of a Superior defender in the Magick Conflict table against spells of Command and illusion.

Finally, in addition to all the above, Varda is the giver of the stars. As such, this Blessing will also bestow light to any in a dark place. In such darkness, an ambient light will break forth, the light of starlight illuminating a dark, clear night. By such light a person can see clearly enough to avoid obstacles and pitfalls. In addition, the creatures of Darkness will fear this light and flee from it. This starlight will remain for the duration of the Blessing and will be centred on the one who is blessed by Varda. For this reason, this Blessing has also become known as the Light of Eärendil. A reference to the protection Varda grants through the light emitted by the star of Eärendil.

### BLESSING OF OROMÉ, Oromë the Great Hunter

Duration: 1 hour

The Blessing of Oromë draws on the residual power of Oromë the Great Hunter, the Vala who, it is said, came often to Middle-earth in the days before the Eldar awakened and stocked it with noble animals of all kinds.

While this blessing is active, it grants the following boons:

1. a +50% bonus to the recipients Ride, Sense, Spot and Track skills.
2. the recipient doubles their normal movement rate. In addition, whilst on a mount the recipients mount will also double its normal movement rate.
3. all the recipients ranged combat skills gain a bonus of +50% for the duration of this blessing. Ranged combat skills include any use of a ranged weapon, such as bow's, slings, thrown items such as spears, knives, rocks etc.

In ages past, Oromë was revered by the Men of the North; if either the target or the bestower of the blessing is Rohiric, Dúndan, Eriadoran, Lossoth or a Mannish native of Rhovanion (i.e. Beorning, Dorwinrim, Northman or a Woodman of Rhovanion) the target instead receives a +80% bonus to all their ranged combat skills for the duration of this blessing.

### BLESSING OF MANWÉ, Manwë the Elder King of Arda

The Blessing of Manwë draws on the residual power of Manwë the Elder King of Arda. Manwë is the eldest of the Ainur, and the one that best understood the will of Eru. When Melkor created the discord in the Music of the Ainur, Manwë took over leading the song. When Arda was formed, Manwë was appointed Ruler of Arda, hence his most common title, the Elder King.

All souls, upon death, pass through the Halls of Waiting. The Wise know that the souls of the Elves await their time before returning renewed to be reborn into the world. The Wise also know that the souls of Men abide for a short time within the Halls of Waiting and then pass beyond Arda into Heaven never to return. Of the souls of Dwarves and Hobbits the Wise do not know, but suspect that they follow the fate that follows the dead of either the Elves or Men.

This Blessing calls upon Manwë to intercede with Mandos on behalf

of the recently deceased and ask that the soul of the recently departed be sent back from the Halls of Waiting to reinhabit its former body.

The soul of the recently deceased must have their body hale in order to return into it. A body still damaged by the wounds of combat, or destroyed by fire, will not house again its departed soul. Nor will a body that has started to see decay. Therefore, before this blessing can be granted, the body of the deceased must be fully healed first. In addition, before decay can set into the body, this blessing must be called for. Therefore, before one hour has elapsed after death, this blessing must be given. Any longer and the body of the deceased will start to decay and be unable to function again when the soul returns, seeing death occur a second time.

As Mandos is the Master of Doom for Arda, he may very well deem that the returning of the departed soul is not in keeping with the will of Eru. Mandos council to Manwë regarding the return of the deceased will therefore be that it is not in keeping with Eru's will. In such circumstances the soul of the deceased will not be sent back from the Halls of Waiting.

As such, the chance of resurrection occurring for the deceased will be equal to the deceased characters CON x2. If the roll succeeds the deceased will return to their former body and the character will be resurrected. If the roll fails, Mandos has counselled Manwë against the return of the departed for reasons only revealed by Eru. The Valar thus will follow Eru's will and the soul will not return.

GameMasters should remember that this is a very rare occurrence and only has been recorded when Mandos was moved to pity by the deeds of Lúthien and Beren, granting them both a return to life. As such, GameMasters should not permit this kind of occurrence unless under the most exceptional circumstances.

#### BLESSING OF ULMO, King of the Sea and Lord of Waters

The Blessing of Ulmo draws on the residual power of Ulmo the King of the Sea and Lord of Waters. Ulmo was one of the chief architects of Arda and was third in majesty of the Valar, after Manwë and Varda, and therefore he is the third of the Aratar.

He is very close friends with Manwë. Before the creation of Arda, when the Ainur sang to their father Ilúvatar (Eru), Ulmo was the best singer and maker of music. His skill at singing translated into the fluidity and versatility of water on Earth, blending with air to form clouds, freezing into ice, the running flow of rivers and mixing in with all aspects of life and landscape.

This Blessing permits the concealment of those blessed. When called upon, the Blessing causes water vapour to condense from the air forming a thick fog around those blessed. Effectively it grants the equivalent of a Hide skill of 100% and a Stealth skill of 80% whilst hidden within the fog.

The fog rises suddenly and within a matter of moments its thickness obscures all vision in a misty cloud and causes sounds to echo from different directions making it very difficult to determine where sounds are coming from. Any Listen skill rolls are considered Difficult to all within the fog and it become impossible to track anyone by any means, including smell. All Track skill rolls used to detect those blessed will be at a penalty of -100% as the moisture if the fog obscures the scent, mixing it with many other odours.

The fog will appear initially a distance of 1 mile radius around those blessed and then remain in place for 1D3+1 hours. After this period, the fog will start lifting naturally, evaporating first in patches, and then finally dissolving within the last half hour of the duration of the Blessing.

This Blessing permits those blessed by its virtue the ability to evade enemies tracking or hunting them, though its thickness also makes it extremely difficult to navigate through the landscape. All Navigate skill rolls for anyone within the fog are considered to be Difficult.

Enemies tracking those blessed by this virtue will very quickly lose the trail of their prey and become disoriented and lost. They will also become separated from any of their companions and this additional confusion will hinder the pursuer's capacity to track their quarry. When the fog finally lifts, the pursuers will be scattered and lost themselves, permitting those blessed by this virtue to escape, unobserved and unmolested.

#### BLESSING OF MANDOS, Judge of the Dead and the Master of Doom

The Blessing of Mandos draws on the residual power of Namo (Mandos) the Judge of the Dead and the Master of Doom and the keeper of the souls of elves. This Blessing allows the bestowal of a protection over the body of a deceased person or animal. The body will decompose as normal, however it will not be able to be interfered with or otherwise violated by such vital acts as necromancy.

The fear of Mandos will drive any wishing harm to the body well away from the body of the deceased and will cause nature to cover over the body and provide a place of peace and solemn reflectance. For as long as the body remains (or its skeleton), this Blessing will remain upon it and the landscape immediately around its burial or location of rest (in a 30 yards radius around the protected body).

#### BLESSING OF TULKAS, Tulkas, the great warrior of the Valar

Duration: 1 hour

The Blessing of Tulkas draws on the residual power of Tulka the Great Warrior of the Valar. He was the last of Vala to descend to Arda, and came to assist in the subjugation and defeat of Melkor. Tulkas fights with no weapons and rides no steed into battle. He delights in contest of strength and laughs in battle. He is a

steadfast friend but slow to forgive. While this blessing is active, it grants the following boons:

1. a +50% bonus to the recipients Physical skills.
2. the recipient doubles their normal movement rate.
3. all the recipients Combat skills gain a bonus of +50% for the duration of this blessing. If, however, the recipient is unarmed or armed only with an improvised weapon, their Combat skills are raised to +80% and the recipient gains an additional 1-6 damage bonus for the duration of the blessing.

Any attempt to dominate or demoralise the recipient will also fail as they will be too elated by the joy of testing their strength in combat and at routing their enemies and the foes of the Free Peoples.

#### BLESSING OF LORIENT, Lord of Dreams and Visions

The Blessing of Lórien draws on the residual power of Irmo the Lord of Dreams and Visions. Irmo, also known as Lórien, is one of the Féanturi, whose dominion is the souls of those that dwell in Ea. For together with his elder brother Namo (Mandos), they are the masters of spirits. Unlike his brother Namo he does not pass judgement on the disembodied spirits in Arda nor does he offer prophecies or words of Fate. His pastures are solace, his house is peace; and the groves of Lórien where Valar and Maiar, and Iluvatar's Firstborn go to ease the burden of Arda, are dreamlike in their harmony. His place is called Lorien and thus his name, as the Lord of Lorien, is often simply remembered in Middle-earth as Lorien. His name in the Quenya language of the Elves of Valinor however is Irmo. He is sixth of the Lords of the Valar, but yet is not one of the Aratar.

This Blessing bestows on the blessed, and all those friendly to them within a 30 yards radius, a renewal of body and spirit. All those allied to the one blessed, within a 30 yards radius around them, have all their lost Fatigue Points instantly restored to their full value. If their STR or CON have been diminished by Black Magick these too will be healed instantly.

This is a very powerful blessing that renews both the body and spirit. When the blessing is granted, it appears to all present as though a strong breeze suddenly springs up for the West and swirls around them. Even within doors or underground, it will be as though a fresh breeze suddenly greets those blessed and they feel renewed and invigorated.

#### BLESSING OF YAVANNA, Queen of the Earth and Giver of Fruits

The Blessing of Yavanna draws on the residual power of Yavanna the Queen of the Earth and Giver of Fruits. Yavanna Kementári, Queen of the Earth and Giver of Fruits, is spouse of Aulë. She created the Two Trees, and is responsible for the Olvar and Kelvar (plants and animals). After Eru allowed Aulë's creations, the Dwarves, to survive, Yavanna feared that they would cut down all the trees in Middle-earth. Aulë, in reply, told her that even Elves and Men, the true Children of Ilúvatar would have need of her trees as well. Yavanna lamented to Manwë, questioning whether anything she had made would be free from the dominion of others. Manwë brought her concerns before Ilúvatar in prayer, and Eru did indeed have pity upon Yavanna: He answered her plea by creating the Ents to protect the trees.

The Blessing of Yavanna brings growth and restoration to the land. Blighted lands will heal and restore, over time, to their healthy state. Over time too, natural creatures of the wild, untainted by the Shadow, will return to the healed landscape. Blighted crops will produce healthy and fruitful produce and even though weeds and brambles may still be present within the landscape, these will be of natural varieties untainted by the blight of the Shadow.

Such a change takes time however, and that time is dependent upon how long the Shadow has held sway over the landscape. The healing may take a season, or it may take years but certainly within a year a very visible change will be present within the landscape where this blessing has been granted.

The area of affect of this blessing will extend 1 mile in a radius around the one who calls for the blessing. The effects of this blessing is permanent, however should the Shadow take sway over the area again, it will become blighted over time. For this reason, the influence (or cause) of the Shadow must first be blunted before this blessing can be called for, otherwise its effects will be pointless.

#### BLESSING OF ESTE, healer of hurts and of weariness

The Blessing of Estë draws on the residual power of Estë the "healer of hurts and of weariness". Referred to as the Gentle, her name means Rest. "Grey is her raiment, and rest her gift." She is the wife of Irmo, and lives with him in his Gardens of Lórien in Valinor. She sleeps at day on the island in the Lake Lorellin.

This Blessing bestows on the blessed a renewal of body. One touched has all their lost Body and Fatigue points restored to their full value. If they have been wounded by the vile Magick of the Shadow (such as in the case of a Morgul wound) this too will be fully healed. If they have suffered wounding to their STR or CON (in fact, to any of their Characteristics), such as through the effects of disease, poisons or Black Magick, these too will be fully healed back to their original Characteristic values.

This is a very powerful blessing that renews both the body and spirit. When the blessing is granted, the one touched will fall instantly into a deep sleep and their body will begin to glow with a faint ethereal light. Their wounds will heal and their body will be restored when they awaken. This blessing will not replace lost limbs however, unless the severed part is present and held against the body. At which time it will seem as though a shining dust

surrounds the severed part as it reattaches itself perfectly to the body again.

The blessing itself is instantaneous. The amount of time they remain asleep depends upon the degree of damage they have suffered. GameMaster's should assign 1 hours sleep to heal and regain each lost Characteristic point, and around 1 hours sleep to regain all lost Body and Fatigue points. Thus the one blessed could be asleep from anywhere for one hour to several days. This blessing will not raise the dead.

**BLESSING OF VAIRE, the Weaver**

The Blessing of Vairë draws on the residual power of Vairë the Weaver. She is the wife of Mandos, and is responsible for weaving the story of the World. Vairë is counted among the Valier, the Queens of the Valar; though not as great in power or prestige as some. Her "storied webs" cover the Halls of Mandos, where she lives. With the passage of time and its many ages, her woven tapestries are expanding and will in time cover all of the walls of the Halls of the Dead.

Through this blessing, one gains insight into the life of another. The major events of that individual's life may suddenly pass before the eyes of the one seeking the blessing. These events, if revealed, appear as rapidly moving visions. The visions focus on the major deeds of moral choice undertaken by the individual examined, deeds fair or foul. In this way, the one seeking the Blessing of Vairë may discern quickly if the individual is worthy of trust or a servant of the Enemy. They may even be able to learn hidden secrets surrounding that individual's actions, desires and schemes.

The seeker of Vairë's Blessing will gain a sense of the moral character of their target, discerning if they are either fair or foul. It will reveal the major moral choices their target has made in life, thus gaining insight into just what kind of person they are dealing with, and also reveal hidden secrets of the individual under examination (GameMaster's are left to embellish just what may be revealed and what remains hidden).

**BLESSING OF NESSA, the Dancer**

Duration: 1 hour

The Blessing of Nessa draws on the residual power of Nessa the Dancer. She is the wife of Tulkas and is noted for her agility and speed, able to outrun the deer who follow her in the wild, and for her love of dancing on the ever-green lawns of Valinor. When called upon, this blessing grants the one blessed with an increase in their speed. For the duration of the blessing, the recipient gains the ability to run ceaselessly without fatigue. Their movement rate becomes double that of their normal running rate for that hour and no Fatigue Points are expended.

In addition, whilst the blessing lasts, the recipient instantly increases their DEX to the maximum DEX possible for their race. Once this Blessing ceases the recipients DEX and running movement rate will return to normal again.

**BLESSING OF NIENNA, She who weeps**

The Blessing of Nienna draws on the residual power of Nienna. Her name means "She who weeps." She lives in the far West of Arda, grieves for the suffering of the world, and comforts the spirits of the dead who wait in the halls of Mandos. Nienna is considered one of the most powerful of the female Valar, alongside Varda and Yavanna. Although she represents Mercy, Compassion and Healing, her powers seem to include growth, as she was instrumental, together with Yavanna, in making the Two Trees.

Nienna's Blessing can be granted in one of two ways, depending upon the request of the one interceding for the blessing.

Firstly, it has the power to release trouble spirits from their bondage or binding to an area. In this way, the spirits of those who are under the bondage of the Shadow, but are not minions of its will (such as Shades or the spirits of those who have fallen into despair and been trapped within the mortal world when they died), will be released from their imprisonment within the physical realm and freed to pass beyond the Vale.

Fell Spirits and other spirit minions of the Shadow (Ghosts, Spectres, and Wights) are instantly cast from the physical realm. The one seeking the blessing may attempt to cast out all such beings, one at a time, that are within range of the blessing (i.e. 30 yards radius around the one being blessed).

Secondly, if the character is an Enchanter, he may engage in song whilst seeking Nienna's Blessing. His song will seem as a song of hope protecting against the effects of the Black Breath and reviving those who have fallen under its darkness. All within the blessings range of the singer (i.e. 30 yards radius around the one being blessed) will be protected or revived by this blessing. The singer is free to move about whilst their song lasts, and all within range will be protected or revived. The song lasts for no longer than 1 turn.

**BLESSING OF MELIAN, the Maia**

The Girdle of Melian draws on the residual power the Maia Melian and is only available to Elven and Dúnedain player characters. This blessing is a much weaker version, and a shadow of the power that Melian used to defend Doriath in Beleriand.

Melian is a Maia of the race of the Ainur. She served both Vána and Estë. Among all, none were more wise, more beautiful, nor more skilled in singing enchanting songs than Melian. Nightingales went with her wherever she went, and she taught them their song. When the Elves awoke on the shore of Cuiviénen she departed from Valinor and went to Middle-earth, where she filled its silence with her singing and the singing of her birds. While in the forest of Nan

Elmoth she met and fell in love with the Elven-king Elu Thingol, and later she ruled the kingdom of Doriath by his side. She was the mother of Lúthien, and Melian's main line of descent is of the half-elven, and through her daughter the Maian blood passed to both Elves and Men.

The Girdle of Melian is only available as a blessing if the character is an Enchanter. It takes 5 minutes to sing this blessing, and the singer must touch the ground designated to be the center of the blessing at some time during the song. Once the song has been sung, an area 30 yards in radius around where the caster touched the ground will come under the protection of the Girdle.

Whilst the Girdle is active, any creature of the Shadow that attempts to enter that area will become dazed, confused and disoriented, at which time it will wander away from the area of the Girdle and be unable to return to that area whilst this blessing remains active. The Girdle does not prevent wild animals from entering the blessed area only creatures of the Shadow are prevented from entering. The Girdle also prevents any creature of Shadow from remembering what they see, smell or hear of anything inside the Girdle. So such creatures will not immediately return to the area of the Girdle once the Girdle is no longer active. The Girdle will be active for 1 hour after the song has been completed. However the singer, and others assisting the singer by joining in the singing, may extend the duration of the Girdle by expending fatigue points. For every 1d6 fatigue point expended during the song, the Girdle's duration will be extended an additional hour.

In addition, the singer can chose to increase the area that is protected by the Girdle. For every 1d6 fatigue point expended during the singing of this Blessing, the Girdle can be extended 10 yards in radius.

The singer or his companions are free to enter and leave the Girdle whilst it is active, but once outside the Girdle's defence, they can be tracked, found and attacked by any creature of Shadow.

## Dark Knight



The nature of Dark Knights is clear; they are violent forces of evil, personifying everything rotten in life. They exult in the sorrows of others. They live to murder, commit thefts or rapes, inflict pain, bask in their perversities, and engage in every other vice available. They have no regard for mercy or weakness. They revel in sin. They are absolutely evil and dedicated to its cause. They are the pawns of the highest demons in Hell seeking to increase their hold on humanity. They ask their victims, "Who do you turn to when barbarians burn your temple, crucify your priests, and salt your fields?" Yet, out of misery, many lost souls embrace their baser passions, turning to pride or greed, lust or wrath, gluttony or vanity and sloth. It is from these fallen mortals that the dark forces claim their champions. The Dark Knight's strength lies in powers granted by the forces of evil.

In many ways, the Dark Knight is an inversion of the Paladin. As he grows in power, he accumulates gifts of darkness that buttress his already formidable skills. Unfortunately, evil masters are fickle. The Dark Knight must consistently prove his worth to his lord. In addition to these gifts of darkness, Dark Knights gain spells and servants to round out their abilities.

As leaders of the Princes of Hell, they employ weapons and armor that instill fear in their foes.

Once you have determined the patron Lord of a Dark Knight, you should choose one of the seven churches of Evil, or create a suitable Coven for the militant order, devoted to the Lord the character has chosen.

Patron Lord	Cardinal Sin	Church	Perversion
Lucifer	Pride	The Fallen away	Sadism
Mammon	Greed & Avarice	The Brotherhood of Doom	Self-Mutilation
Asmodeus (Lilith)	Lust	The Gifted	Bestiality
Satan	Wrath & Anger	The church of Satan	Psychopathy
Beelzebub (Baal)	Gluttony	The Order of the Damned	Cannibalism
Leviathan	Envy	The church of the Abyss	Necrophilia
Belphegor	Sloth & Vanity	The cult of Darkness	Masochism

Characters with Alignments of 18 to 20 may enter the service of a Coven or powerful Necromancer by virtue of their devotion to the Lords of Darkness. They will be expected to be the Champions of Chaos and bring fear and despair upon mankind. After the celebration of a Black Mass, the character pledges an oath of Damnation to his patron Lord and obtains the following benefits:

- never checking morale.
- immunity to all forms of diseases.
- receiving a "gift" for each level of knight he obtains. Some of these gifts are permanent, other are used like "Primitive Talent" Magick Users. The number also refers to the total number of gifts he may use in a day. The 'Mark of the Devil' is immediately given at the end of the Black Magick Spell of Damnation.
  1. Mark of the Devil
  2. Eyes of the Devil
  3. Touch of the Devil
  4. Beauty of the Beast
  5. Fear of the Dark
  6. Breath of the Devil
  7. Cries of the Damned
  8. Stare of the Damned

9. From Hell's Fire
10. Swarm of the Abyss
11. Dark Endless
12. Unholy Strength
13. Unholy Terror
14. On Darkened Wings
15. Armor of Hell
16. Army of the dead
17. Pestilence
18. Infernal Curse
19. Grasp of the Demon
20. Walk the Shadows

The effects of each gift listed are given below.

1. **MARK OF THE DEVIL:** This gift is permanent. The mark is fixed upon the Knight by the Devil at his initiation. It is also called the Devil's marks ("stigmata diabolic") or the devil's seal ("sigillum diabolic"). The devil's mark resembled a scar, birthmark, or tattooing. That mark, however, is not always of the same shape or figure; sometimes it is the likeness of a hare, sometimes like a toad's foot, sometimes a spider, a puppy, a dormouse. It is imprinted on the most secret parts of the body: under the eyelids or the armpits, or on the lips or shoulders, or elsewhere.
2. **EYES OF THE DEVIL:** This gift is permanent. The Knight can see in total darkness as well as in daylight.
3. **TOUCH OF THE DEVIL:** The Dark Knight can corrupt food or drink at his single touch.
4. **BEAUTY OF THE BEAST:** The Dark Knight add 2-12 points to his APP score.
5. **FEAR OF THE DARK:** This gift is permanent. An aura of fear radiates within 60 feet of the Dark Knight. Except for Necromancers and High Elves, all characters below level 8 must check a FER CR.
6. **BREATH OF THE DEVIL:** The Dark Knight exhales from his mouth sulphurous fumes similar to the Basic Magick Fire spell.
7. **CRIES OF THE DAMNED:** All living creatures within 60 feet of the Dark Knight hear the cries of the damned in eternal torment and damnation from the lake of fire in outer darkness. It reduces hit probability and critical hit by -10% for those who are not of Chaotic Alignment.
8. **STARE OF THE DAMNED:** The Dark Knight must look his victim in the eyes at "face-to-face" range (20 feet or less). The effect is similar to the 6th Circle spell Command "Confusion".
9. **FROM HELL'S FIRE:** This gift is permanent. The Dark Knight is immune to normal fire and he will suffer only 1/2 damage from Magick fire.
10. **SWARN OF THE ABYSS:** The Dark Knight is able to summon and command a swarm of thousands of flies. If the swarm is used in combat to wrap an opponent, he will lose -20% probabilities to his fighting skills.
11. **DARK ENDLESS:** The Dark Knight is engulfed by a cloak of Darkness similar to the Dark spell of Basic Magick Fire.
12. **UNHOLY STRENGTH:** The Dark Knight add 2-7 points to his STR score.
13. **UNHOLY TERROR:** An aura of Terror radiates within 100 feet of the Dark Knight. Except for Necromancers and High Elves, all characters below level 8 must check a FER CR-4 or immediately panic at the very sight of him.
14. **ON DARKENED WINGS:** All livestock (horses, donkeys, cattle, sheep and goats) is exterminated around the Dark Knight in a radius of 1 mile per MKL. These plague breaks out and kills in a single night.
15. **ARMY OF THE DEAD:** This gift allows the Dark Knight to raise up and control all dead bodies in a radius of 50 feet around him. After the Time Factor, the corpses fall inanimate to the ground. See Necromantic Spell "Create Skeleton" and "Create Zombie."
16. **ARMOR OF HELL:** The armor of the Dark Knight seems to be made of molten metal. It radiates a red blood color of intense heat which cause 1-6 damage points per turn, 10 feet around the Dark Knight. The armor can only be hit by at least magical weapon +4.
17. **PESTILENCE:** This gift causes the outbreak of a non-Epidemic disease in a radius of 1 mile per MKL of the Dark Knight.
18. **INFERNAL CURSE:** The Dark Knight gets the power to curse a Human. The curse brings 'Bad Luck' in the form of a +1/-1 penalty on all D6, D10, and D20 rolls, and +5%/-5% penalty on all D100 rolls until it is lifted.
19. **GRASP OF THE DEMON:** The spell will exerts a constricting force on a living target's internal organs. No armour can prevent 21-40 damage points from occurring. If a CON CR fails, the victim crumples to the ground, totally incapacitated by excruciating pain.
20. **WALK THE SHADOWS:** The Dark Knight enters the Shadow Path and travel immediately from a dark place to another one. Range: 1 mile x MKL.

## Fiendish Servants



Upon reaching 10th level, a Dark Knight can call a Hell Hound to serve him. The summoning must be done in the middle of the night of Saman and a human sacrifice must be performed to feed the Hell Hound. Should his Hell Hound die, the Dark Knight may call for another one after one year and one day.

A Dark Knight can also rise a cohort of 1-6 damned warriors for every level he obtains after level 10. Damned warriors are able to fight as Average Knights of level equals to half of that of the Dark Knight. They are fanatical fighters, loyal to the Dark Knight and devoted to the Forces of Darkness.

## Hell Hound



Hell Hounds are demonic creatures of Limbo and are literally made of shadow. While their appearance is generally that of a large dog, their substance seems to shift depending on the light, and they have no fixed countenance. Sometimes they sport attributes such as horns, two tails or two heads. The most noticeable features are their red glowing eyes and the horns on their forehead. They are predators, and they need to feed on the living to sustain themselves.

Hell Hounds are always bound to a master, who may be a demon, an undead or a human. In general, these are creatures like Dark Knights or vampires, but humans have also learned to bind these hounds, using the correct Summon spells. When a Hell Hound's master dies, they choose a new one.

## Churches of Evil



Seven main churches of Evil worship the Princes of Hell. The cultists study the dark arts and learns the terrible secrets involved with evil rituals and spells. However, they do not cast spells themself.

**The Fallen away:** Undisputed ruler of Hell, Lucifer attracts plotters, betrayers, and similar sinners to do his bidding. Dark Knights of Lucifer favor spiked iron armor to maximize their protection from foes and to conceal their features. The Dark Knight of this church is a killer of Paladins. A mad figure of no remorse without any sense of or respect for the sacred, he preys upon the servants of God. He destroys all that is pure and clean. He is worse than a fiend, for he has chosen this wicked life. He has fallen irredeemably, with no hope at all of mercy from those who would judge him. Knights of The Fallen away band with others of similar bent, assaulting clerical military strongholds or luring Paladins. They favor barbarians, necromancers, and rogues to assist them in the capture and destruction of their hated foes.

**The Brotherhood of Doom:** This church worship Mammon. This Prince hungers for more territories. He lusts after all of Hell. His secret desire is to oust the other Princes. After constant wars with Belial, all of which have resulted in no gain on either side, he is beginning to look beyond the borders of his realm and into others. Followers of Mammon prove they are among the most insidious and evil of all the Princes' chosen ones. Their attitudes, bearing, and poise allow them to blend into their societies; they move about unrestricted and corrupt the ignorant and selfish to follow Mammon's path. Mammon is about taking what you want - the exploitation of others is a requirement to serve him. Mammon attracts goblins and other evil humanoid into his legion. In civilization, his people are the slum lords, dirty notables, and merchants; they subjugate the poor for their capacity to generate commodities at a subsistence income, if any income at all. Uniting these figures is a common thread: greed. Each indulges his lusts and petty desires to the point of depravity. Those who follow Mammon know no limits, except when restraint offers them greater rewards.

**The Gifted:** So many legends exist about Asmodeus that to recount them all could fill a book. His history is muddled, engendering a certain respect and fear greater than normally attributed to a Prince. The initiatory requirements to become a Dark Knight of Asmodeus oblige the individual to participate in a sadomasochistic orgy in which participants kill all the male members. Encased in burnished red armor, replete with dramatic flanges and spikes, these Dark knights appear to be anthropomorphic pillars of flame. They favor helmets designed to conceal their features and present a demonic facade ideal for instilling fear in their enemies. These unholy warriors differ from others in their brazen confidence about their Patron lord's primacy. They are quick to condemn others for their "false" beliefs, and kill and maim paladins. Becoming a Gifted knight is arduous. Petitioners must divorce themselves from something to which they have a strong emotional connection. The separation always involves something terrible and monstrous inflicted on the beloved. For example, a prospective warrior might sacrifice his beloved to a burning pyre to show his undying devotion to his lord.

**The church of Satan:** One of the most powerful devil in all of Hell, he lusts after Lucifer's position as a absolute ruler of Hell. His attempts to seize power are stalled by Beelzebub's constant meddling. As the patron of wrath, violence, and widespread destruction, Satan leads his bestial armies in secret, lurking in the shadows, inciting violence at every turn, but almost never acting in the open to vanquish his opponents. Resentful of the yoke of advancement and society, Knights of Satan's church strike out in the form of ragtag hordes, burning, raping, and pillaging all the way. Filthy and malodorous, these Knights smear their armors with the blood of their foes. No hierarchy exists within the Knights of the church of Satan, as power is determined through strength and

brutality. Once initiated, all knights have equal voice which is none, unless they have the raw power to assert their wills.

**The Order of the Damned:** An intense rivalry exists between Satan and Beelzebub, which results in open war. Beelzebub relies on many mortal agents to do his bidding; some are virulent carriers of disease, others heads of secret organizations bent on destroying civilization. Knights of the Damned seek to spread destruction in as wide an area as possible. Their nihilistic tendencies make them fitting targets for holy warriors and clerics. These knights are straightforward killing machines. Encounters with knights of the Damned are brutal conflicts with significant casualties for all. Knights lead forces of like-minded soldiers conscripted from hordes of Orcs, Bugbears, and Gnolls. Their armies are anything but orderly, controlled only through force of will, slaughtering opposition. Those who expect fair treatment on the field of battle are in for a surprise, for this knight is anything but noble. He is all that is chaotic and all that is evil.

**The church of the Abyss:** Almost unthinking in his hate and sorrow, Leviathan engenders few followers. A would-be servant of Leviathan must undergo an unholy crucifixion, where he is pierced by icicles and showered with boiling water. Dark Knight of Leviathan are the pinnacle of an ordered army. They have a strict chain of command to which every member adheres. The knights favor polished black plate armor, decorated with hooked chains. When on the march, they tow crowds of slaves, all shackled to chains pulling war machines. They see slaves as commodities to use or dispose of as needed. Indoctrination into the church of the Abyss as Dark Knight requires five years of intensive training. Initiates are sent to a brutal war training camp; there they are subjected to untold horrors that erode their personalities and minds, causing them to perform consistently and brutally whenever ordered to do so. Of all initiates, only a third survives the training. Dark Knights, at the beginning of their careers, have no personality remaining. They follow orders without thought of consequence, dying if so commanded. As they grow in power and prominence, they regain some sense of self. The knights expect to kill their superiors to weed out the weak and infirm. Loyalty is paramount, but if the leader expresses weakness, a lesser and more vicious officer removes him.

**The cult of Darkness:** A bitter enemy of Mammon, Belphegor is a sycophant to Beelzebub in an effort to convince Asmodeus to side with him in the destruction of his nemesis. He has no amity with Lucifer or Satan; the conflict between them stymies his ability to eradicate his enemy. Dark Knights in his service must have told a lie resulting in a loved one's execution. Knights of Darkness are rigid mechanical warriors of oppressive evil. Many serve the hierarchy of Hell, seeking to expand its influence on earth. Regardless of whom the Dark Knight serves, he is always in a position of significant power, commanding droves of servants to do his bidding. He has no regard for any individual's suffering, provided that the letter of the law is upheld. From the smallest hamlet to the sprawling nation, these characters thirst for power more than any other. All Knights of this cult exhibit immaculate appearances, rigid bearings demonstrating a militaristic bent. Most have a sizeable force of underlings who aid in the seizure of land and wealth.

## Perversions



Many slaves to darkness are consumed by addictions and perverted tastes. Unsavory sexual behavior, sadism, and masochism are just some of the horrible traits common to the evil and perverse.

**Cannibalism:** Cannibals are creatures that eat others of their own kind. In the broader sense, cannibals may be defined as creatures that eat other intelligent creatures for whatever perverted pleasure they gain from it. Many creatures do this—dragons eat humans and other intelligent creatures all the time—but usually they gain no more pleasure (and definitely less sustenance) from a human than they do from a cow. Cannibals gain pleasure from eating others. Often cannibals consume foes that they have defeated in battle, but sometimes they simply murder their meals.

**Masochism:** Masochists are rarely at full body level because they continually inflict wounds upon themselves. A masochist gets pleasure from feeling pain and sometimes can't tell the two sensations apart. Masochists wear jewelry and devices that dig into their flesh with hooks and clamps, they flagellate themselves with whips and barbed wires, and they cut at their own bodies with knives and razors. When encountered, a masochist has typically lost 1d3x10% of his total body points to self-inflicted wounds. Masochists often grin with a sickening glee when struck in combat, and they make noises of ecstasy even as they suffer terrible wounds.

**Self-Mutilation:** Like masochists, self-mutilators are fascinated by harming themselves. But the pain isn't important to a self-mutilator; it's the alteration and destruction of his own flesh that fascinates him. Such characters turn the destruction of their own bodies into a twisted sort of art, so they are often covered in patterned scars. Sometimes this ritual scarification is part of a ritual, but it's just as often self-inflicted for no other reason than a character's own sick and twisted desires. Like a masochist, a self-mutilator always has lost 1d3x10% of his total body points.

**Sadism:** Sadists love to inflict pain. Generally, they hate suffering pain themselves, but a few are sadomasochists, who enjoy both giving and receiving pain. Foes gain a +1 circumstance bonus on Intimidate checks when they threaten a sadist with physical harm, unless the sadist is also a masochist. A sadist laughs and licks the spray of blood across her face whenever he inflicts a grievous wound.

**Psychopathy:** A psychopath is someone who derives pleasure from—and in fact can become addicted to—killing. Such psychopaths slay for

the sheer joy of it and to experience the power-mad rush that accompanies the taking of another's life. Psychopaths who enjoy watching their victims beg for mercy are often sadists, and this type enjoys inflicting pain before killing a victim. The type of psychopath who simply enjoys the feeling of ending a life is interested only in death, and cries of mercy or pain only annoy him. Yet another type of psychopath is worth mentioning: the rapist. This deplorable villain uses forced intercourse as a means to attain power over others. Rapists can be either gender, but almost all are male. A rapist is likely to take his foes captive, particularly those of the gender he is attracted to (although this is not necessarily the case, because rape is about dominance and power, not true sexual attraction).

**Necrophilia:** Among the foulest of fetishes, necrophilia is the enjoyment of sex with the dead (or in some cases the undead). Necrophiliacs may have sex with corpses as part of a ritual, as a sign of fealty to a higher power, or simply for their own pleasure. Particularly vile individuals violate the bodies of their defeated and slain enemies to give themselves a feeling of power and superiority.

**Bestiality:** An individual who has the terrible fetish of bestiality desires sex with creatures of a type, shape, or intellect vastly different from his or her own. Sometimes bestiality stems from a desire to have power over a creature of limited intelligence, but more often this perversion is caused by a deviance in attraction. Fiends are willing to seduce or rape virtually any creature—practices that result in all manner of horrid half-fiends.



## The redeemed



hus far, this chapter has been a discussion on how mortals turn away from God in favor of lives filled with evil, sin, and vice. Given some examples of their depravity, one must wonder how redemption could even exist. Yet, God is often willing and always capable of forgiving wayward children. Mortals are imperfect beings, capable of mortal failings. They fall prey to lust, greed, envy, and gluttony. Most overlook such minor infractions, for many members of a clergy can receive and provide some measure of absolution, depending upon the severity of the sin.

Dark Knights can receive redemption, but in rare special circumstances. Redeeming Dark Knights is an intensive process, in which there appears to be very little reward. Evil promises power, easy to attain. Good is an arduous path, requiring virtue, sobriety, and integrity. Thus, for those who have fallen under the hand of shadow, their journey is more difficult, and many times more punishing.

The first stage to receiving redemption is to honestly and wholeheartedly desire to return to the grace of God. No deception can lie within the penitent's heart, although iniquity stains his soul. The prospective candidate must stand before the heads of each of the main orders of the Church, where he declares culpability for his crimes against life and God.

Once the Dark Knight makes the decision to strive for redemption, he must contemplate for 7 days without food or water in the presence of an icon. At the end of this period, the candidate receives a vision, wherein a canon lists his crimes. Afterward, the canon demands the candidate acknowledge his culpability. If he agrees and has shame for his behavior in his heart, the canon announces the Rite of Renunciation.

The penitent must leave all his possessions and destroy all symbols binding him to darkness. Then, the repentant warrior must undertake a pilgrimage to the Holy Land or other location of importance. Having made the pilgrimage, the character loses 1000-20000 experience points per level attained in the Dark Knight class. If the experience points fall below 0, the penitent dies, his soul released to find purchase in Heaven. After all costs have been paid, the former Dark Knight's allies, servants, and retinue flee his service to plot a fitting revenge to be enacted at some time in the not-so-distant future. If the fallen Dark Knight survives the experience-point loss, he loses all gifts and spells he has thus far obtained.

## Cults



Unlike some heretical movements that seek to proselytise and grow, cults must conceal their activities from the Church and from secular authorities. Cults are celebrated in isolated farming villages, in remote communities, in the wilderness on the fringes of civilised lands, or in the heart of great cities where many hundreds of people can gather without being noticed.

At the heart of every cult is a preacher or charismatic of some sort, referred to as the cult leader. Such a leader is usually human but some cults are led by inhuman entities, such as a spirit, ghost, demon or even the Devil himself. Unlike a heresy, where the idea may endure even if those who believe in it are all slain, a cult rarely survives the loss of its leadership.

## The Hidden Foe



Cults fear the light and so seek to conceal themselves from prying eyes. They meet in ritual circles at midnight out in the forest, or in hidden temples deep beneath the earth. A travelling merchant might see nothing untoward in the village by day and pass by, unaware that he was ever in the company of diabolists. Uncovering a cult requires careful observation, investigation and even infiltration.

The relative strength of a cult and the difficulty of the investigation can be broken into four factors. These factors are rated like skills. As a guide to a cult's operations, the GameMaster should allocate points to each of these four factors. A small cult might have only 100 + 5d20 points to spend; a medium sized cult 200 + 5d20; a large and potent cult some 300 + 5d20 points.

- **Subversion:** What proportion of the common population subscribes to the cult's beliefs? How many are sworn to its service? A cult with a low Subversion score has only a few secretive members and little local influence; a cult with a high Subversion score holds the loyalty of most of the people in the area.
- **Fanaticism:** How devoted the members of the cult are to their beliefs. This affects the cultist's willingness to die for the cause and their ability to resist torture and interrogation. Cultists can also draw on fanaticism to steel themselves against threats both mundane and supernatural.
- **Concealment:** How well the cult hides its activities from investigation. A low-concealment cult is doomed to be short-lived, as the first investigator to notice the cult will be able to unravel all its secrets. Low-concealment cults meet openly, have easily spotted cult brands or especially showy magical rituals, or simply do not take care when hiding the bodies. A high-concealment cult is adept at avoiding detection.
- **Force:** How well can the cult exert its power directly? Force takes many forms - armed guards, assassins, political influence, wealth - but always comes down to the exercise of power. A low-Force cult might be a band of fearful peasants worshipping a deceitful spirit; a high-Force cult might be a cabal of noble wives and maidens who have taken to practicing diabolism behind a screen of guards and political power.

## Subversion



As a rule of thumb, the Subversion score measures the proportion of important Non-Player Characters in the area who are members of the cult. If outsiders walk into a village with a Subversion score of 20%, then one in every five significant people they meet will be a cultist. A cult with a Subversion score of 100% means that virtually everyone in the area is a member of the cult. (If the Subversion score is over 100%, then any points above 100 means that the cult has secret spies outside its normal area of influence - maybe even within the Inquisition or Opus Dei itself!)

The cult may use Subversion to exert social pressure within its area. If the characters are asking too many questions, then potential witnesses may be pressured into staying silent with a successful Subversion roll. Subversion can also be used as the cult's Perception analogue - were outsiders spotted approaching the town? Roll Subversion to find out.

- The cult's spies were watching the Witch Hunters all along - it's a trap!
- One of the Witch Hunters' Contacts was a member of the cult, or has switched sides.
- The cult has taken hostages - if the Witch Hunters attack, the hostages die.
- The cult has spread beyond its traditional area of influence; if Witch Hunters succeed in wiping out the cult here, it will regrow elsewhere.

## Fanaticism



Fanaticism measures a cultist's devotion to the cause. Fanaticism makes the cult harder to defeat, as its members cling to their heretical beliefs with extreme tenacity. The GameMaster can roll Fanaticism as a quick morale check for cultists, which comes in very handy when cultists run into the surprising physical prowess and weapons of their enemy. Do the cult guards flee when confronted by a band of Templars? Roll Fanaticism.

Fanaticism's primary use is to resist interrogation. If Influence or torture are used to extract informations or confessions, then Fanaticism helps the cultists resist.

A direct attack on fanaticism is counter-productive, as cultists already believe they are under attack. Pressuring a believer just reinforces his fanaticism.

- Acts of surprising mercy and compassion can break down fanaticism. A cultist who believes that he will be burnt at the stake may be redeemed if instead he can be free him from the service of evil masters.
- Demonstrating the weakness or corruption of the cult leadership can shake the belief of their subordinates. Slaying or humiliating a leader of the cult in the presence of his followers can reduce their fanaticism.

A few dramatic twists could happen in a final confrontation. These will be connected to the ultimate aims of the cult.

- The cultists will fight to the death here; no quarter will be asked or given.
- If the fight turns against the cultists, they set off a doomsday plan - the building starts to collapse, they set the woods on fire, they break the dam, they summon the demon even though the binding circle is not complete.
- Even if the Witch Hunters triumph in this battle, cult assassins will return to strike at them again and again.
- The cultists ritually murder themselves, to fuel a powerful spell of vengeance cast by the cult leader.

## Concealment



Concealment is basically the cult's housekeeping ability - how well do they clean up after themselves? If the cult holds black masses in the woods, then how well do they hide their sacred altar from prying eyes? If the cult practises human sacrifice, how well do they hide the bodies? It also reflects the cult's knowledge and mastery of the area it controls; a cult with a high Concealment might have hiding places and secret fortresses everywhere.

A traditional twist in occult investigation is where Witch Hunters find proof of the cult's activities and try to bring it before the authorities; only to have the evidence disappear. For example, the Witch Hunters find a mass grave in the dead of night but when they visit it the next morning with the local baron, the grave has been dug up and emptied overnight. Throw Concealment to determine if the cult is able to pull off disappearing acts like this one.

- There are a lot more cultists than the Witch Hunters expected, or the cult has some secret weapon in reserve.
- The cult has already moved important items, such as relics or grimoires, to a safe location.
- There are cult reinforcements hidden nearby, who will attack at the worst possible time for the Witch Hunters.
- The cult was hiding a much bigger secret than the Witch Hunters expected, like a sleeping monster.

## Force



Force is used to directly oppose the Witch Hunters' investigations. When the Witch Hunters' presence is noticed by the cult, the cult leader may choose to retaliate by physical or supernatural means. A physical retaliation generally means the Witch Hunters are attacked, either openly (the cultists draw swords and hunt down the Witch Hunters) or secretly (assassins, poisons, daggers between the ribs).

The cult's Force can be used as a guideline for the sort of equipment and weapons possessed by the cultists, as well as their weapon skills. Not every cultist will have such a weapon skill - just the ones assigned to handle physical problems, such as guards and assassins.

## Cult Leaders



At the head of every cult is a charismatic leader. This leader directs the cult and holds it together by sheer force of will. If the leader is slain, the cult is beheaded, so the cult puts every effort into protecting the leader.

When creating a new cult, consider what sort of leader it has and



build the cult around that. A cult ruled by a Necromancer will be very different to one that springs up around a young Bandrui who channels the wisdom of a forest spirit. Cult leaders can be recurring antagonists and should on their own be a significant challenge to the Inquisition or the Opus Dei.

Consider how the leader can avoid being summarily killed. There are several ways to prolong the battle with the cult, such as:

- The cult leader has considerable personal magick and is warded against direct assault.
- The cult leader resides in the cult stronghold and never leaves.
- The cult leader operates through intermediaries or figureheads; the cult believes that the high priest is in charge, when it is the high priest's bodyguard who is actually the true leader.

## Cult Brands



any cults wear some symbol or marker to identify their members. Of course, the use of a brand makes masquerading as a cultist that much harder. Determine what sort of brand the cult uses or roll 1d10 on the table below.

1d10  
roll brand

1. Ritual scarring or branding: All cult members have a scar carved or burnt into their flesh in the shape of the cult's holy symbol.
2. Curse: All members of the cult are cursed in some fashion. Perhaps plants wither in their presence, or they smell foul, or they slowly mutate into monsters.
3. Tattooing: A hidden tattoo of the name of the cult's patron demon or his symbol.
4. Token: All cultists carry an item that identifies them as members of the cult, such as a ring, a piece of jewellery or an unholy relic.
5. Cult garb: The cultists wear a particular set of holy vestments, such as white robes and a dagger, or bestial masks. While they only wear these uniforms during cult ceremonies, the characters might find clues by searching the homes of cult members.
6. Sacrifice: Every cultist has made a particular sacrifice. Perhaps all members of the cult have cut off their left little finger or maybe to join the cult, they must sacrifice one of their children.
7. Black mark: Membership in the cult manifests as a strange black pockmark on the cultist's skin.
8. Taboo: Members of the cult may not perform some relatively common act. Maybe they cannot step onto holy ground or cannot have sex.
9. Obligation: Members of the cult must perform some ritual act. Perhaps they are bound to protect and feed cats, or have to pray at moonrise or lose their place in the cult.
10. Spiritual Foulness: Entering the cult taints the cultist's soul, making them detectable by supernatural devices and methods like Soul Sight or the Hoffman Device

## Ritual Sites



any cults have ritual sites and places of power, where they conduct their diabolic ceremonies and draw magical energy to fuel their dark rites. Often, the final confrontation with the cult will take place in such a ritual site. Choose whichever is most fitting.

- A circle of standing stones in the forest.
- A cave, deep underground, approachable only by narrow tunnels.
- A black altar, scorched by lightning bolts.
- A hidden crypt underneath a house.
- A barren hilltop where nothing grows.
- A corrupted church, now dedicated to evil powers.
- An attic room in a large manor house.
- In an ancient ruin.
- On the shore, between the high tide and the low.
- Atop a tall, mist-shrouded mountain.
- Behind a waterfall.
- In a slaughterhouse.
- In a graveyard.

- In a ruined temple.
- In the village square but only on moonless nights when the whole village slips into the otherworld.
- In a castle owned by a noble loyal to the cult.
- The ritual site is mobile; the cult owns a sacred relic that taints wherever they lay it down.



## The Magicians: Part 1



o feudal mind, Magick was a very real thing, just as real as were dragons and basilisks and the many other legendary beasts and monsters which the men of a pre-scientific period believed to inhabit the darker corners of the earth. Since Magick colours the whole feudal period and is an integral part of the medieval psyche, it must also occupy a necessary place in the world of **Chivalry & Sorcery**.

However, if Magick is an interesting and spectacular thing, it is never 'easy' to perform, as any serious student of the subject knows full well. Yet far too many players who have Magick Users assume a blithe complacency about the subject. To most, it is a type of "weapons technology," a quick and really easy method of burning, blasting, and otherwise crushing opponents which they cannot destroy by mere wit and superior tactics. When in doubt, use "over-kill!" That these ego-trippers and uninformed players do not understand is that it is not in the nature of magicians to risk their skins unless some great treasure is to be had. They do not act as weapons engineer for power or gold-hungry people; nor do they consent to acting as a heavily armed escort for others. They are not even very hungry for other magicians' magical devices, however powerful those might be. Their interest, their sole interest, is in discovering all the secrets of their Art: and with a few exceptions, they are motivated to rise to the pinnacle of Magical Power by their own efforts. Even the howling chaotic is given to this all-dominating drive in his personality, and the "chaotic" things he does are only done as a means to attaining his goal. What real "experience" is to be had in a dark, damp dungeon? The Arcane Arts are essentially contemplative in nature, the actual practices being done only after long preparation and research. The magical effects are too difficult and are often too dangerous to achieve to permit any Magick User, however highly placed, the luxury of blazing away with spell after spell, or of taking time off from important work to go down into a dungeon!

Many of the members of our group have grown bored with the Magick User being an unimaginative method of removing the opposition. Because of the constant escalation in the numbers and the power of "magical" spells, the dungeon expedition has become a form of walking nightmare to player and dungeon master alike. True, thousands of strange and wonderful devices appear, each one more powerful and ingenious than the last. Armed with such devices, players begin wiping out and looting entire dungeon complexes. To combat this tendency, dungeon masters spawn new and ever more devils of darkness to destroy the ravaging dungeon crews who come on every raid armed to the teeth. Of course, the argument can be made that such developments are injecting new "interest" into a flagging game by reducing the predictability of an adventure or an encounter. But cannot "interest" be best maintained by imaginative play? The tendency to "newer" and "bigger" and "better" stuff is the product of a technological mind. The point is that, first of all, we are surely trying to get away from the "new, new, NEW" craze by playing a fantasy campaign; and, second, it is not in the nature of Magick to be a "technology" or to be used as one.

The Magick User might be compared to a combination philosopher-

sage-research scientist, particularly the magicians of the Arcane and Mystical Schools. He will acquire the vast majority of his "experience" by mastering his art. In **Chivalry & Sorcery** Magick Users obtain experience because they practice Magick. No experience exists for going on adventures, discovering gold or jewels or even magical items, or even killing monsters. Only those activities which directly aim at increasing one's mastery of Magick itself can give the magician any "experience" worthwhile to him: Magick is not a crowbar to lever the opposition out of the way. It is a pursuit for its own sake. The many devices and potions and scrolls a magician produces are mere by-products of the practice of his Art. A wand or ring is merely a focus to enhance his powers and reduce personal risk from a failure to control the great powers with which he must work. A protective amulet provides a means to stop his enemies from harming him, for he cannot devote time to self-defense training, nor does he have any love for purely physical activity in the first place. Most of his magical devices are mere time-savers, aids to the performing of Magick which is no longer of prime interest to him, but which might also be necessary from time to time.

This, then, is the general mental set of the real Magick User. His Art is all that really interests him. Any time he takes from his Magick is "wasted" as far as he is concerned. Mere worldly power or riches are valued only by "low-grade" Magicians who lose sight of their true destiny.

### Creating the Magus

**Chivalry & Sorcery** breaks magick into various Modes each of which are sub-divided into various specific methods of doing magick. The player should roll to determine the Mode to be practiced by the character and then determine the method. **Chivalry & Sorcery** mages require two prerequisites in characteristics: INT of a certain level, and a second requisite depending on the Mode and Method.

### Class Origins and Magick Mode

Magick Users are born and not made. Even the type of Magick one practices is predetermined. The following tables reflect this situation. The first table is used to determine the kind of Magick User the player has become, and it does not apply to anyone who is a well-aspected Gemini, Virgo, or Scorpio because the stars favor whatever mode of Magick they practice. (These characters may choose the Mode of Magick they wish to learn, no matter what their social class, provided they have a minimum INT of 11.)

Table 1: Mode determination

Social Class	Min.	Minor		Major	
	I.Q.*	Natural	Arcane	Arcane	Mystic
Serf	12	1-75%	76-90%	91-95%	96-100%
Yeoman	12	1-65%	66-80%	81-94%	95-100%
Yeoman in Livery	12	1-50%	51-70%	71-94%	95-100%
Townsmen	11	1-35%	36-50%	51-85%	86-100%
Guildsman	11	1-20%	21-40%	41-80%	81-100%
Nobleman	11	1-30%	31-50%	51-95%	96-100%

\*The INT of a character is the Prime Requisite of a Magick User, and players who do not have the minimum INT indicated cannot become Magick Users.

Table 2: Natural Mode Magick Users

All characters obtaining a "Natural" result in Table 1 use this table to determine the type of Natural Magician they will become:

Social Class	Primitive	Drug Trance	Dance/chant	Shaman	Medium
Serf	1-25% (50)*	26-45% (75)	46-70% (75)	71-94% (75)	95-100%
Yeoman	1-30% (50)	31-50% (50)	51-70% (40)	71-94% (50)	95-100%
Yeoman in Livery	1-35% (25)	36-50% (35)	51-75% (20)	76-94% (40)	91-100%
Townsmen	1-40% (20)	41-65% (30)	66-80% (70)	81-85% (45)	86-100%
Guildsman	1-60% (50)	61-70% (20)	71-75% (70)	76-85% (45)	86-100%
Nobleman	1-50% (20)	51-70% (40)	71-80% (45)	81-90% (45)	91-100%

\*The bracketed percentage represents the chance that the character is a member of a secret Magical Order of Society.

Table 3: Minor Arcane Mode Magick Users

All characters obtaining a "Minor Arcane" result in Table 1 use this table to determine the type of Minor Arcane Magician they will become:

Social Class	Hex				
	Alchemist	Astrologer	Diviner	Master*	Artificer
Serf	1-10%	11-25%	26-40%	61-90%	91-100%
Yeoman	1-15%	16-40%	41-70%	71-85%	86-100%
Yeoman in Livery	1-20%	21-45%	46-70%	71-85%	86-100%
Townsmen	1-25%	26-55%	56-65%	66-75%	76-100%
Guildsman	1-40%	41-50%	51-60%	61-70%	71-100%
Nobleman	1-30%	31-50%	51-70%	71-80%	81-100%

\*Hex Masters are the only Minor Arcane who may secretly organize. See the section on Hex Masters for conditions of the Covens.

Table 4: Major Arcane Mode Magick Users

All characters obtaining a "Major Arcane" result in Table 1 use this table to determine the type of Major Arcane Magician they will become:

Social Class	Enchanter	Conjuror	Thaumaturgist	Necromancer
Serf	1-25% (60)*	26-75% (60)	76-90% (60)	91-100% (100)
Yeoman	1-30% (40)	31-60% (45)	61-85% (50)	86-100% (100)

Yeoman in Livery	1-30% (50)	31-60% (50)	61-85% (50)	86-100% (100)
Townsmen	1-35% (30)	36-60% (35)	61-85% (45)	86-100% (100)
Guildsman	1-40% (30)	41-50% (30)	51-75% (40)	76-100% (100)
Nobleman	1-40% (20)	41-60% (20)	61-80% (20)	81-100% (100)

\*The bracketed percentage represents the chance that the character belongs to a secret Magical Order or Society.

Table 5: Mystic Mode Magick Users

All characters obtaining a "Mystic" result in Table 1 use this table to determine the type of Mystic Magician they will become:

Social Class	Cabala/			
	Power Word	Symbolist	Sacred Square	Summoner
Serf	1-55% (70)*	56-80% (60)	71-90% (60)	91-100% (100)
Yeoman	1-50% (60)	51-80% (50)	71-90% (60)	91-100% (100)
Yeoman in Livery	1-45% (50)	46-80% (50)	71-90% (40)	91-100% (100)
Townsmen	1-40% (30)	41-80% (30)	71-90% (30)	91-100% (100)
Guildsman	1-35% (25)	36-80% (40)	71-90% (30)	91-100% (90)
Nobleman	1-25% (50)	26-60% (40)	51-80% (60)	81-100% (80)

\*The bracketed percentage represents the chance that the character belongs to a Secret Magical Order or Society.

### The Second Requisite

While INT is the Prime Requisite for being a Magick User, other characteristics determine just how well a character does initially in a particular mode of Magick.

#### Natural Mode Second Requisite

- Primitive Talent: Dexterity
- Drug Trance: Constitution
- Dance/Chant: Bardic Voice
- Shaman: Charisma
- Medium: Wisdom

#### Minor Arcane Mode Second Requisite

- Alchemist: Dexterity
- Artificer: Dexterity
- Diviner: Wisdom
- Hex Master: Charisma

#### Major Arcane Mode Second Requisite

- Enchanter: Bardic Voice
- Conjuror: Dexterity
- Thaumaturgist: Charisma
- Necromancer: Wisdom

#### Mystic Mode Second Requisite

- Power Word: Bardic Voice
- Cabala/Symbolist: Intelligence
- Sacred Square: Wisdom
- Summoner: Wisdom

#### Second Requisite Table

The following table provides a factored value for the Second Requisite of all Magick Users. The Second Requisite Factor is used when computing the basic Personal Magick Factor (PMF) of a character.

The Second Requisite gives a character an initial advantage when he starts practicing Magick. However, as he advances in skill, his experience will greatly overshadow any advantages he enjoyed at the beginning due to his native abilities:

#### Factors for Second Requisite Talents for Use in Determining PMF.

Requisite Talent	DEX	INT	WIS	CHA	BAV	CON
1-7	0	0	1.0	0	0	1.0
8-9	0	1.0	1.0	1.0	1.0	1.0
10-12	1.0	1.5	1.5	1.5	1.5	1.5
13-14	1.5	2.0	2.0	2.0	2.0	2.0
15	(01-50%)	2.0	2.5	2.0	2.5	2.0
15+	(51-90%)	2.5	3.0	2.5	3.0	2.5
16	(01-50%)	3.0	3.5	3.0	3.5	3.0
16+	(51-90%)	3.5	4.0	3.0	3.5	4.0
17	(01-50%)	4.0	4.5	3.5	4.0	4.5
17+	(51-90%)	4.5	5.0	4.0	4.5	5.0
18	(01-50%)	5.0	5.5	4.5	5.0	5.5
18+	(51-90%)	5.5	6.0	5.0	5.5	6.0
19	(01-50%)	6.0	6.5	5.5	6.0	6.5
19+	(51-90%)	6.5	7.0	6.0	6.5	7.0
20*	(01-50%)	7.0	7.5	6.5	7.0	7.5
20+	(51-90%)	8.0	8.0	8.0	8.0	8.0
20+	(91-99%)	9.0	9.0	9.0	9.0	9.0
20++ (100%)	10.0	10.0	10.0	10.0	10.0	10.0
21		11.0				
22		12.0				
23		13.0				
24		14.0				
25		15.0				

\*Characteristics other than Dexterity which go above 20 roll for the level of the Second Requisite Factor.

### The Personal Magick Factor

The Personal Magick Factor (PMF) occupies the same place in the Magick Systems as the Personal Combat Factor (PCF) does in the Combat Systems. The PMF is basically a measure of the ability of a Magick User to "move" materials. It also determines his range, the duration of his spells, and the amount of damage he can inflict using certain types of Magick. The PMF is

found by using the following formula:

$$PMF = \frac{\text{Second Requisite Factor} + \text{Alignment Factor} + (\text{Astrological Factor} + \text{Ferocity})}{10}$$

1. Second Requisite Factor: see Second Requisite Table, above.
  2. Astrological Factor: As players may have noticed, the "Stars" affect the lives and fortunes of characters in **Chivalry & Sorcery**. The Astrological Factor is found by taking the percentage bonus given in the Astrological Reading Table. For example, a Well Aspected Virgo has a 15% bonus as a Magick User thus his Astrological Factor is 15. This reflects the degree of favor by the Stars of his practice of Magick.
- High Elves are assumed to have an Astrological Factor of +25 when computing the PMF.
  - Grey Elves are assumed to have an Astrological Factor of +20 when computing the PMF.
  - Wood Elves are assumed to have an Astrological Factor of +15 when computing the PMF.
3. Ferocity reflects the obstinacy in the difficult study of Magick.
  4. The Alignment Factor reflects the limits to which a Magick User will go to produce the effects he wants. The Chaotic has the greatest advantage because he has no real scruples. The Lawful has scruples, but receives "divine" assistance. The Neutral has some scruples and, at the same time, receives no special assistance, so he does not enjoy significant advantage.

$$LAW = 0.3 \quad \quad \quad NEUTRAL = 0.1 \quad \quad \quad CHAOS = 0.5$$

Example: Suppose a Magick User was an Enchanter. Bardic Voice is the Second Requisite, and with a score of 17 (at 1-50%), his Second Requisite Factor = 4.5. Because he is also a Well-Aspected Virgo, his astrological Factor is 15 and his Ferocity is 16. He is also a howling Chaotic, giving him an Alignment Factor of .5. Substituting in the formula, we have:

$$PMF = 4.5 + .5 + (15 + 16) / 10 = 8.1$$

The PMF given in the above example is the basic Power possessed by the character. The PMF will increase as the character advances to higher Magick Levels (MKL). The MKL of a character is nothing more than a relative measure of proficiency in the casting of spells. There are 22 Magick Levels, corresponding to the 22 cards of the Major Arcana in the Tarot Deck. The relation of the Magick Levels to Experience has already been given in the section on Relationships of Measures of Magical Proficiency.

After the initial PMF has been decided, a character receives an increase of 2 PMF per Magick Level (MKL) he advances:

PMF	Direct Injurious Effect	Volume			Spell Range
		(Basic Magick only)	Multiplier	Time	
0 to 3	1 x EDF	x1	(x1)	1 x MKL	10' x MKL
4 to 6	1 x EDF	x1	(x2)	1 x MKL	15' x MKL
7 to 9	2 x EDF	x1	(x3)	2 x MKL	20' x MKL
10 to 12	2 x EDF	x1	(x4)	2 x MKL	25' x MKL
13 to 15	2 x EDF	x2	(x5)	3 x MKL	30' x MKL
16 to 18	2 x EDF	x2	(x6)	3 x MKL	35' x MKL
19 to 21	3 x EDF	x2	(x7)	3 x MKL	40' x MKL
22 to 24	3 x EDF	x2	(x8)	4 x MKL	55' x MKL
25 to 27	3 x EDF	x3	(x9)	4 x MKL	50' x MKL
28 to 30	3 x EDF	x3	(x10)	4 x MKL	55' x MKL
31 to 33	3 x EDF	x3	(x12)	5 x MKL	60' x MKL
34 to 36	3 x EDF	x3	(x14)	5 x MKL	65' x MKL
37 to 39	4 x EDF	x3	(x16)	5 x MKL	70' x MKL
40 to 42	4 x EDF	x3	(x18)	6 x MKL	75' x MKL
43 to 45	4 x EDF	x4	(x20)	6 x MKL	80' x MKL
46 to 48	5 x EDF	x4	(x25)	7 x MKL	85' x MKL
49 to 51	5 x EDF	x4	(x30)	8 x MKL	90' x MKL
52 to 54	5 x EDF	x4	(x40)	9 x MKL	95' x MKL
55+	6 x EDF	x5	(x50)	10 x MKL	100' x MKL

**Effects Damage Factor:** The EDF is the basic unit of offensive damage caused by the various Basic Magick effects. The EDF of a given effect is found in the description of the Basic Magick spell being used. For example, 1 volume of fire does 1-6 points of damage where the amount of damage may be increased by the Direct Injurious Effects Multiplier when magick missiles are cast.

**Direct Injurious Effects Multiplier:** The DIE Multiplier is given in the Personal Magick Factor Table and is used to multiply the EDF x the offensive capability of a particular Magick User. As a Magick User rises in power and ability, the multiplier increases in value.

**Volume Multiplier:** The volume Multiplier also appears in the Personal Magick Factor Table and is used to determine the amount of material that a Magick User can handle at any one time. The number outside the brackets represents the maximum number of standard volumes of material that the Magick User may fling as a missile. A Magick User with a PMF of 14, for instance, can cast a missile of 2 standard volumes. For example, this could be a magick missile of rock 1' x 1' x 2' and weighing 600 Dr. The number inside the brackets represents the maximum number of standard volumes of material he could create. Again, taking a Magick User with a PMF of 14, this would amount to 5 volumes or 1' x 1' x 4' of rock weighing 2400 Dr. As will be noted below, an Amplification spell will double the volume of material that can be handled.

**Time Factor:** The Time Factor gives the duration of an effect produced by a Magick User, and it is applied not only to Basic Magick but also to most other spells as well. The Time Factor is given in the Personal Magick Factor Table and indicates the number

of turns the effect will last. For example, our Magick User of PMF 14 has a Time Factor of 3 x MKL. Suppose his MKL is 2. This gives a duration of 3 x 2 = 6 turns.

**Range:** The range of a Basic Magick Effect, and also the range of most other spells, is also given in the Personal Magick Factor Table. This is the maximum distance that a Magick User may usually send his spells. For example, our Magick User of PMF 14 and MKL 2 has a range of 30' per MKL or 60'.

The player is urged to become familiar with these terms as they are used repeatedly in subsequent discussions of the various types of Magick spells.

## Relationships of magical proficiency



here are a number of different ways of measuring Magical Proficiency, and the following table is included to give players a quick comparison of the equivalencies of the different values:

MAGICK LEVEL	SPELL LEVEL	APPROXIMATE EXPERIENCE	PERSONAL MAGICK FACTOR BONUS
1	I	0 to 50K	0
2	I	50K to 100K	+2 (2)
3	II	100K to 150K	+2 (4)
4	II	150K to 200K	+2 (6)
5	III	200K to 250K	+2 (8)
6	III	250K to 300K	+2 (10)
7	IV	300K to 350K	+2 (12)
8	IV	350K to 400K	+2 (14)
9	V	400K to 450K	+2 (16)
10	V	450K to 500K	+2 (18)
11	VI	500K to 550K	+2 (20)
12	VI	550K to 600K	+2 (22)
13	VII	600K to 650K	+2 (24)
14	VII	650K to 700K	+2 (26)
15	VIII	700K to 750K	+2 (28)
16	VIII	750K to 800K	+2 (30)
17	IX	800K to 850K	+2 (32)
18	IX	850K to 900K	+2 (34)
19	X	900K to 950K	+2 (36)
20	X	950K to 1000K	+2 (38)
21	XI	1000K to 1050K	+2 (40)
22	XI	1050K+	+2 (42)

**Magick Level:** A term indicating relative proficiency of a Magick User.

**Spell Level:** A term indicating both the level of spell that the Magick User is able to learn with relative ease and the level of spell he can place in any Magick device at a particular Magick Level.

**Approx. Experience:** The approximate number of experience points required to attain a particular Magick Level and Spell Level. Magick Users are unusual in that they advance in development of fighting skills, body and fatigue improvement, etc., as some character types (they can be such types as Non-fighters, Foresters, Elves, Dwarves, even Fighters) but their proficiency in the practice of the Arcane Arts progresses according to an entirely different scale. The above guideline permits players to determine the Magick proficiency of characters of any type quickly. It also provided a quick guide to determining the experience level of any non-player character or Monster so that other data concerning fighting ability will be easily obtained from the Monster Profiles.

**PMF Bonus:** The bonus added to the basic PMF of any character or non-player character to compute Magical Combat skills and the ability to bring off Basic Magick Effects. The number in brackets is the cumulative total of bonuses.

## Spells known by Non-Player Magick Users



While the exact spells "known" by player-characters is readily available, non-player characters present a problem. Rarely will they know all of the spells at a given spell casting level. The following table randomizes the probability of a non-player Magick User knowing any given spell at a particular Spell Level. "Knowing" a spell means that the Magick User has reduced the resistance of the spell to BMR 0 at 100%. The table makes allowances for a Magick User's knowing spells beyond his current Spell Level, and also for not having bothered to learn certain spells.

Exp. points	MKL	Level of the Spell the Non-Player Magick User Has learned										
		1	2	3	4	5	6	7	8	9	10	11
0-100K	1-2	25	15	-	-	-	-	-	-	-	-	-
100K-200K	3-4	25	15	10	-	-	-	-	-	-	-	-
200K-300K	5-6	35	25	15	10	-	-	-	-	-	-	-
300K-400K	7-8	45	35	25	15	10	-	-	-	-	-	-
400K-500K	9-10	65	45	35	25	15	10	-	-	-	-	-
500K-600K	11-12	75	65	45	35	25	15	10	-	-	-	-
600K-700K	13-14	85	75	65	45	35	25	15	10	-	-	-
700K-800K	15-16	90	85	75	65	45	35	25	15	10	-	-
800K-850K	17	95	90	85	70	55	40	30	20	15	-	-
850K-900K	18	95	90	90	75	65	45	35	25	20	10	-
900K-950K	19	95	90	90	80	75	55	45	35	25	15	10
950K-1000K	20	95	90	95	95	85	65	55	45	35	25	15
1000K-1050K	21	95	95	95	95	90	75	65	55	45	35	25
1050K+	22	95	95	95	95	95	95	95	95	95	95	95

\*Each 50,000 experience points after 1050K increases the probabilities by +5% for any spell to a maximum probability of

90%.

## “Fast” Magick System



For those players wishing to avoid the complexity of the Magick System contained in *Chivalry & Sorcery* with regard to how Magick Users learn Magick, they may use the Non-Player Magick User Table above as a way of finding out which spells their player-characters have learned.

A player-character receives a chance to roll for a spell at the outset. A new Magick User rolls once for each concentration point he possesses.

A player-character receives a chance to roll for a spell each time he acquires 10,000 experience points (1 experience factor). He may check only for spells at or below his Spell Level (see Relationships of Measures of Magical Proficiency). Spells which have been acquired in this manner give a character only 1/4 of the experience points normally assigned to them, but the player receives the full experience points for using them. This sort of spell selection should be reserved only to Basic Magick spells, thus allowing the character to learn some spells, or it can be “wide open”—in which case the player’s spell selection is restricted by what his Master knows (a non-player character, usually). Players choosing the fast Magick route will not be allowed to combine effects or alter them any way.

## Encounters with Magick Users



Magick Users will be encountered but rarely in any dungeon or wilderness adventure because there are simply too few of them. However, when one does confront the adventurers, the following guidelines should be used to determine the proficiency of the “Monster” Magick User, and then the Non-Player Magick User Table should be consulted to determine which spells he has “learned”:

- If a Magick User is present in the party and has less than 60 experience factors (under 600,000 experience points), roll
  - 1d10 + 4 in civilized areas (towns, settled countryside, etc.);
  - 3d6 + 3 in wilderness areas or underground.

The result is the MKL of the encountered Magick User.
- If a Magick User is present in the party and has more than 60 experience factors (over 600,000 experience points), roll
  - 3d6 + 3 in civilized areas;
  - 3d6 + 5 in wilderness areas or underground.

The result is the MKL of the encountered Magick User.
- If no Magick User is present in the party, divide the experience points of the highest member of the party by 10,000 to obtain an experience factor.
  - If the experience factor is less than 60, roll 1d10 + 4.
  - If the experience factor is more than 60, roll 3d6 + 3.

The result is the MKL of the encountered Magick User.
- If the encountered Magick User is accompanied by an apprentice or assistant, his junior partner will have an Experience Factor of 5% to 50% of that of his Master. Roll a 10-sided die. Each pip represents +5%, 50 a result of 6 would mean that the assistant is  $5 \times 6 = 30\%$  of the Master’s Experience Factor.
- If the player conducting the expedition is so inclined, he may develop a Magick User of a specified level of experience without resorting to a random technique. However, in such an instant, the identity and power of the Magick User will be known to the party, and indeed the whole point of the expedition should have to do with their obtaining (or stealing) some item from him, or perhaps even slaying him.

## Masters



All young Magick Users have powerful Masters who teach them and protect them. The non-player Master’s MKL is found by rolling a 10-sided die and then adding 8 to the result. For example, a die roll of 6 would give an apprentice a Master of MKL 14. An apprentice provides a close human companionship and the chance to leave a living legacy when the Master die. The apprentice will likely be the closest thing to a son or daughter that a magus will ever have.

Among the common people there sometimes appear rare individuals who have innate magical power. Only these individuals can become apprentices and eventually magi. Luckily for those magi who seek them, these people inevitably stand out from the crowd. They are almost invariably intelligent and curious, causing them to fit in poorly with the mass of ignorant, superstitious society. In many

populations there is a youth who is prone to wandering alone at night, who is the subject of much town gossip, and who displays a precocious wit. Chances are that such a person is a potential apprentice.

Searching for an apprentice can lead to good roleplaying possibilities, especially if the search is complicated by enemy forces or uncooperative members of the child’s family.

The student should be between 11-16 years old at the beginning of apprenticeship. Children younger than eleven rarely have the discipline required for apprenticeship, and young adults older than sixteen are almost invariably set in their ways to the point that they are no longer fit for Hermetic training.

Being taken away by a magus to parts unknown is always disturbing and frightening to a new apprentice, even to one excited or relieved to be free of a miserable living situation. Some children chosen for apprenticeship are kidnapped by their masters, some are coaxed away with promises of knowledge and power, while others are actually offered (or sold) to magi by families who cannot handle the youngsters’ strange ways.

The Master will need to start with basic skills, like read and write Latin, before his apprentice can even begin to learn more. Of course, the Master doesn’t have to do all of the teaching himself. The apprentice can study from books.

The spells known by the Master are then determined exactly by consulting the Non-player Magick User Table and rolling for each spell in the spell lists. An apprentice can learn only those spells which his Master possesses, and even then, only the spells at his current Spell Level. If his Master acquires a new spell, he may teach it to his pupil. Conversely, if an apprentice acquires a new spell (finds a scroll, book, etc.), he will deliver it into the hands of his Master. An apprentice who fails in this duty to his Master will be found out 90% of the time and punished appropriately. It should be pointed out that an apprentice has absolutely no magical protection against spells cast by his Master until he reaches experience level 5.

Normally, an apprentice leaves after he reached experience level 5, though one can leave at any time with the master’s permission. In some traditions, an apprentice must undergo a battery of tests by a tribunal of magi before being officially recognized as a magus; this famous “apprentice’s gauntlet” has come to be dreaded by many a apprentice.

## Magical Guilds, Orders, and Societies



In the time period covered by *Chivalry & Sorcery*, it is assumed that knowledge was so rare a commodity that no one could acquire enough of it on his own. Therefore, every Magick User begins by becoming an Apprentice to some Master Magician and by joining a Magical guild, order, or society.

### Setting up a Magick Order

The first player to become a Magick User in a particular town or area is the one who sets up the Order by rolling for the number of Masters and Journeymen in the organization, and then determining their MKL as outlined immediately above for Masters. Journeymen are found by rolling a 1d6 + 3 = MKL. The player then develops the headquarters of the Order—a form of “dungeon complex” which is subject to attack and which he must defend with the resources of the Order against intruders. The headquarters might be a converted inn, a small tower, or almost any structure.

Expulsion from the guild only occurs when a member has engaged in theft, besmirched the institution’s reputation, repeated defiance of the guild council or guild rules, or slaying a fellow guild member or council member (the latter usually also results in death). Other penalties may also be involved for these crimes, such as the return of the stolen item(s), fines and restitution for one’s injury to the guild or member. Once expulsion from a Magick guild is official, that member is never be readmitted as a guild member. The only exception might occur if the accused performs some incredible service or series of services for the guild, proving his change of heart and commitment to the organization. Those expelled are NEVER allowed on any guild property and are forever treated with disdain by its members, and often, the surrounding community. Expulsion can ruin a character’s reputation forever!

### The Magical Societies

A Magical Society is a loose organization of a number of Masters (2-12). Each Master has a chapter house, with 1-3 Journeymen and 1-4 Apprentices, 8-48 non-Magick User servants and guards, and 1-20 Monsters. Societies are regional or national in scope. Societies are regional or national in scope and are divided into two types. The open Society is established to further the Arcane Arts as a field of study. The secret Society has a sinister or evil purpose relating either to demonic influences or power-seeking on the part of the Masters. In any event, the Masters elect a Grand Master for life to oversee the activities of the Society. Promotion to the rank of Master occurs whenever a member reaches MKL/9.

### The Society Royal

The Society Royal is a national Magical Society recognized and encouraged by the King as contributing to the life of the nation. As such, it has 5-20 Masters, each with 3 Journeymen and 4 Apprentices. The Master Royal is the head of the society and is never less than MKL/19, unless slain and replaced by a member of a lower level. The Master Royal has a tower in the Royal Castle in the Capital, and the others are scattered throughout the Kingdom, each Master maintaining a chapter house in a converted inn. Otherwise, the Society Royal is like any other Society.

The Arms of the Society Royal are quartered, with the Royal Arms in the upper right and lower left, the Arms of the Society in the lower right, and the Arms of the Master (who is a Grand Sergeant of the Throne Room) in the upper left. The Master Royal is a close Advisor and confidant of the King.

**The Magical Guilds**

Each of the Guilds is formally titled as "The Master, Wardens, and Commonality of the Art and Mystery of \_\_\_\_\_ of the City of \_\_\_\_\_." The first blank is filled in with the name of the type of Magick Users who are in the Guild, the second with the name of the city. There are 2-7 Masters, double that number of Journeymen, and 2 Apprentices for each Master or Journeyman. The Magical Guild is organized like any other Guild: there is a Grandmaster, a Council of Warders composed of the Masters (Syndics), and the Commonality (Journeymen and Apprentices). The Grandmaster lives in the Guildhall, which contains the Council Chamber of the Guild as well as the Library. Journeymen and Apprentices attend classes at the Guildhall.

The Grandmaster is the Master with the highest MKL, followed in rank by the other Master Warders in order of MKLs. Journeymen are always from sister Guilds in other cities. Promotion to Journeyman comes at MKL/3, and to Master at MKL/9. Promotion to Grandmaster comes only with the death of the old Grandmaster.

**The Quasi-Military Magical Orders**


The Military Orders of Magick Users are formed either from Forester-Primitive Talents or Artificer-Mechanicians and Weaponsmiths. Each Order is a "Battle," divided into 10 Companies. Each Company is commanded by a Master with 10 Journeymen and 30 Apprentices, and 100 men-at-arms. The Captain-General of the Order is the most experienced Magick User, with all of the others having rank according to their MKLs. Promotion to the rank of Captain or Captain-General requires the death of one's predecessor and a minimum MKL of 9. All members of the Order are Fighting Men, with Masters and Journeymen being equivalent to Knights and Apprentices to Squires. Elves and Dwarves may join, and a Company usually has from 1-10 friendly monsters attached to it.

The headquarters of the Military Orders is usually a small castle or a large fortified manor house. These headquarters are superbly fortified and equipped because of the high quality of the troops within. Minimum qualifications for acceptance, in addition to Magical Prerequisites, are superior PCF and a Military Ability of 7+.

**The Covenants**

The Covenants are gatherings of Magus, societies created over the years or centuries with the purposes of teaching, self-defense and, in some cases, the quest for power. No two are alike. Each Covenant developed its own beliefs, cosmology, and customs. Some Covenants were designed as secret societies from their inception, keeping their very existence hidden from the people and authorities of their time. Others were forced into hiding during the time of persecutions. Most Covenants continue to operate in strictest secrecy, both to protect their members from ridicule or outright persecution, and to hoard their precious secrets and powers from outsiders.

The level of organization and hierarchy in each Covenant varies widely. Some, like the Wicca, are little more than a collection of members, loosely banded together to assist their fellows in times of need. Others are highly organized and have an established chain of command. At the other extreme are "Covenants" like the Solitaires, who are less an organization than a class of Magus, lumped into one category by other Covenants. There are dozens of different Covenants in the world, not counting the splinter groups, rebels, heretics, and other dissident factions within the various Covenants. Their sizes range from a few individuals to thousands of followers.



**The Great White Lodge**

Of all the Secret Orders, the **Great White Lodge** is the most secret. It is devoted to maintaining the natural order of things, hence its other name: The Masters of Karma. The Brotherhood is composed of Sacred Square Mystics, who are primary in the Circle, Cabbalists, Power Word Mystics, and Thaumaturgists. The Brotherhood is devoted to the study of the Arcane Arts and has a healthy dislike of the "prostitution" of Magick for "materialistic" and "worldly" ends.

Thus it takes steps to neutralize the use of Magick in warfare and also its misuse by power-hungry Magicians who have forgotten their goal is study, not dominion over men. The ranks attained in the Great White Lodge are:

MKL	Rank	Level of the Order
1	Student	Order of the Golden Dawn: The Outermost Level of the Lodge, in which aspirants are tested for worthiness.
2	Probationer	
2	Neophyte	
3	Zelator	
3	Practicus	
3	Philosophus	
4-5	Dominium Liminus	Order of the Rosy Cross: The Intermediate Level of the Lodge, the "Journeymen".
6-7	Adeptus Minor of the Outer Circle	
8	Adeptus Minor of the Inner Circle	
9	Adeptus Major	
10-16	Adeptus Exemptus	Order of the Silver Star (Argentium Astrum): The High Council of the Lodge,
17-18	Bade of the Abyss	
19	Magister Templi	
20	Magus	
21+	Ipsissimus	The Grandmaster of the Lodge.

**The Sacred Fraternity of the Cross**

The order of the Sacred Fraternity of the Cross is an Hermetic society founded by a mystic figure known in the order as Frater Auriel. The order promoted Christian mysticism, and is most known for a variation on the Hermetic Order of the Golden Dawn's Supreme Invoking Ritual of the Pentagram, which utilized scenes from the alchemical work Rosarium philosophorum, and was reconfigured to allow use of the Pentagrammaton over the Tetragrammaton.

**The Rosicrucian Order of Alpha et Omega**

The Alpha et Omega is an occult order dedicated to a complex mystical path designed to do two interrelated things: to learn one's unique True Will and to achieve union with the All. The path to mystical attainment or enlightenment is based on the meditation/mystical techniques found in the Tree of Life. Therefore, the adept is one who is able to eliminate or bypass the consciousness-created desires, conflicts, and habits. The ability to accomplish this Great Work requires a great deal of preparation and effort. It consists of several key elements, including a thorough knowledge of the Hermetic Qabalah (especially the Tree of Life), disciplined concentration, the development of one's Body of Light (or astral body) and the consistent and regular invocation of certain deities or spiritual beings.



**Ordo Templi Orientis**

The Ordo Templi Orientis (Order of the Temple of the East) is modelled after and associated with Freemasonry. Membership in O.T.O. is based upon a system of initiation ceremonies (or degrees) which use ritual drama to establish fraternal bonds between members as well as impart spiritual and philosophical teachings.

The degrees also serve an organizational function, in that certain degrees must be attained before taking on various forms of service in the Order.

There are thirteen numbered degrees and twelve un-numbered degrees which are divided into three grades or "triads"—the Hermit, the Lover, and the Man of Earth. Admittance to each degree of O.T.O. involves an initiation and the swearing of an oath. Advancement through the Man of Earth triad requires sponsorship from ranking members. Advancement into the degree of the Knight of the East and West and beyond requires one to be invited by ranking members.

The ultimate goal of initiation in O.T.O. is to instruct the

individual by allegory and symbol in the profound mysteries of Nature, and thereby to assist each to discover his or her own true Identity.

The ranks attained in the Temple of the East are:

MKL	Degrees	grades
1	Minerval	The Man of Earth Triad
2	Man & Brother	
2	Magician	
3	Master Magician	
3	Perfect Magician & Companion of the Holy Royal Arch of Enoch	
3	Perfect Initiate, or Prince of Jerusalem	
4	Knight Hermetic Philosophers	The Lover Triad
5	Illustrious Knight of the Order of Kadosch	
6	Grand Inquisitor Commander	
7	Prince of the Royal Secret	
8	Magus of Light	
9	Grandmaster of Light	
10-16	Pontiff of the Illuminati	The Hermit Triad
17-18	Epopt of the Illuminati	
19	Initiate of the Sanctuary	
20	De Nuptiis Secretis Deorum	
21+	Rex Summus Sanctissimus	The Grandmaster of the Lodge.

The Wicca

The Wicca are one of the oldest orders of Magick. Many of the members are rebels who live by their personal code of honor rather than by any rules imposed by mainstream society. Their untraditional lifestyles often cause them to be shunned by intolerant mundanes even if their magical abilities remain secret. The Wicca's origins as far back as prehistoric times, to the ancient practices of ancient shamans who conducted ceremonies in painted caves and worshiped the raw forces of Nature. They were sometimes allied to the Druid cults, but often were at odds with them. The Wicca were persecuted first by the Romans (although with limited zealously), and later by the Christian Church, who labeled their gods "demons" and their practices "devil worship." The basic unit in the Wicca is the Coven, a group of witches who live in the same general area and who assist each other, both in magical and personal matters. The Coven should not have more than thirteen members (popular myths to the contrary, thirteen is not the requisite number for a Coven, but its upper limit); having more than thirteen members makes most rituals unmanageable. Some Covens have as few as three members (this is considered to be the smallest practical size). Covens are sometimes controlled by a High Priestess, who leads in ritual matters, although leadership in other matters is often shared with a male Priest, or is simply a matter of consensus within the group. For most of the Wicca, the Coven is the only level of organization they have. A few areas have a Witch Queen who presides over two or more Covens. Witch Queens are fairly rare, however, and their role is mostly ceremonial. Other ranks exist, but vary from Coven to Coven. A few of the larger Covens will have a ranking system, but most Wicca ignore or scoff at such distinctions, respecting age, wisdom and experience on a case-by-case basis.

Brotherhood of the Rose Cross

The Brotherhood of the Rose Cross is an ancient Covenant of magicians whose main interest is the pursuit of knowledge and, to a lesser degree, the accumulation of power. This society has operated for almost eight hundred years, steadily growing in numbers. These sorcerers number many wealthy and influential people among their members, but they rarely concern themselves with accumulating mundane power, focusing instead on the mastery of magick. The order is a men-dominated organization. The Brotherhood do most of their recruiting on universities, concentrating on the most exclusive and prestigious centers of learning. If a candidate shows promise, he is led through a series of tests and minor ordeals, developed to confirm the dedication and loyalty. Those who pass are inducted into the Brotherhood. The order is organized into Shrines. Each Shrine controls a geographical area, ranging in size from a town or city to an entire nation, depending on the number of affiliated Magick Users living in the area. Within the Shrines are smaller units called Cohorts, based on the old Roman military unit. Cohorts are small groups of less than ten individuals. Members are assigned to a Cohort based on their proximity to each other.

The Ranks of the Brotherhood of the Rose Cross are based on the medieval system of nobility, combined with ancient Roman social systems. They are, from lesser to greater: Page (one who is being considered for membership, usually without her knowledge); Squire (a probationary member who gets to learn the rudiments of Magick and some of the basic secrets of the Brotherhood); Equestrian (a full member; the leader of a Cohort must be of Equestrian Rank); Tribune (the leader of a Shrine); Duke (leader of a regional area, usually comprising two Shrines, or a very large Shrine); Master (overseer of an entire area, responsible for the behavior of the Dukes); and Grand Master (one of the thirteen members who rule the Brotherhood).



The Twilight Order

The Twilight Order consider the Cycle of Life to be a sacred thing, and do their best to help ghosts and phantasms in their plight. Furthermore, they protect humans from the actions of evil or misguided ghosts -- and vice versa. They take a particularly dim view of magicians who try to imprison the spirits of the dead for their own dark purposes. Chief among their enemies are Necromancers who are binding spirits into their rotting corpses, enslaving ghosts to do their bidding, and worse. Their members are mediums. Through these powers, members seek to appease angry or restless spirits, stop or, if necessary, destroy hostile or murderous ones, and prevent ghosts from being enslaved or exploited by other Necromancers.

The Twilight Order is the direct descendant of the ancient Etruscan cults of the dead. These cults flourished on the Italian peninsula in the centuries preceding the rise of Rome. The Etruscans held a great deal of respect for the dead, and had complex funerary rites and monuments. After the fall of the Etruscan civilization, the cult carried on its mission, although largely in secret.

The Solitaires

The Solitaires are renegades, former Covenant members who have broken free from their former allegiance or who have been expelled for some misdeed. Most Covens will not pursue such renegades unless their crimes have been too extreme to be ignored. For the most part, there are rarely more than a handful of Solitaires in any group, typically being the members of a family or clan. Many are single individuals, perhaps with one pupil who also doubles as servant or bodyguard. Most Solitaires favor remote areas. They tend to avoid large concentrations of people, where their abilities might attract the attention of people or, perhaps worse, the interest of other Magick Users. Some Solitaires have rejected the normal rules and have sold their services to inhuman, evil forces to increase their power. These evil Magi use their abilities against anybody who stands in their way. Some of them have become servants of the forces of Hell. In return for their submission, some of these rogues have been granted great power. The Solitaire groups who have followed this path are referred to as the Dark Covens.

The Cabal of Hermes

This Covenant is very old, although it was extremely small for most of its history. The Cabal was born in Classical Greece, side by side with the leading philosophical movements of the time. A small group of Athenian Cabbalists, six or seven according to the few written records of the Covenant, banded together. According to some stories, one of the members rebelled against that and left their midst; some rumors claim that this outcast formed his own Covenant, a highly secretive organization that has been manipulating world affairs for centuries. The founders of the Cabal believed that the Cabbalists had a place in humankind's affairs as advisors and guides, helping the "Blind" (the Cabal's term for the mundanes) in a paternalistic, but not tyrannical, way. The Cabal's goal is to build a utopian society where the Cabbalists will assume responsibility over the security and happiness of the rest of the world.

The Cabal works under the cover of a number of schools. Over the years, the covenant has amassed a huge fortune, much of which is spent in grants to universities and schools. Members are enrolled in those schools, or become their employees after they complete their studies. The Cabal is controlled by the Council of Elders, a large assembly of some thirty members who meet once every month to discuss new developments and formulate policy. These meetings are held in the strictest secrecy, and change locations every time. The rest of the members are divided into three ranks: Students are the youngest and most inexperienced members; Assistants are the average, rank-and-file members, who have learned to control their powers, and who are expected to help teach the Students and perform a number of missions for the Cabal; and, finally, Teachers are in charge of educating and organizing the Students and Assistants, and enforcing the rules imposed by the Council of Elders.

Suggested Magical Orders

There follows a table of possible Magical Orders that could be formed in the campaign. Of course, not all of the Orders have to be formed, but players desiring to develop some are encouraged to do so in order to add "color" to daily play.



Type of Magick	Name of the Magical Order	Organization	Focus	Badge of the Order
Primitive	Company of Huntsmen Royal	Quasi-Military	Silver Arrow	Great Stag & Oak Leaves
Primitive	Society of Free Foresters	Society	Woodsmen's Axe	Forester's Cap & Crossed Axes
Primitive	Brothers of the Horse (Knights)	Quasi-Military	Riding Crop	Horse Rampant & Laurel Leaves
Drug Trance	Dream Brotherhood	Society	Medicine Bag	Staring Eye in White Triangle
Dance/Chant	Bear Society	Society	Bears Claws	Bears Rampant
Dance/Chant	Eagle Society	Society	Eagle Feather	Cloak Eagle with Outstretched Wings
Dance/Chant	Serpent People	Secret Society	Live Serpent in Staff	Coiled Viper about to strike
Shaman	Weather Masters	Society	Medicine Bundle	Blue Circle with Indigo Centre
Shaman	Fire Walkers	Society	Medicine Bundle	Red Circle with Flames in Centre
Shaman	The Ancient Ones (Druids)	Secret Society	Golden Sickles	Golden Sickles & Mistletoe
Medium	Society of Spiritual Friends	Society	Crystal Ball	Dove with Olive branch in beak
Alchemists	Royal Society of Hermetic Physicians	Society-Royal	Mortar & Pestle	Royal Arms & Mortar & Pestle
Alchemists	The Lodge of Seekers	Society	Mortar & Pestle	Circle in Square inside an egg
Alchemists	The Master, Wardens & Commonality of the Art & Mystery of Alchemy	Guild	Mortar & Pestle	Retort & Crucible
Astrologers	Royal Society of Astrologers	Society-Royal	Astrolabe	Zodiac Signs in Gold on Black
Astrologers	The Master, Wardens & Commonality of the Art & Mystery of the Stars	Guild	Astrolabe	Planet Signs in Silver on Black
Diviners	Dowsers' Society	Society	Diving Rod	Silver Divining Rod on Green
Diviners	Society of Mantic Arts	Society	Deck of Cards	Tarot: Wheel of Fortune
Hex Masters	The Kingdom of Wicca (Hidden Gov't)	Coven	Wand	Silver Circle & Pentagram
Hex Masters	Society of Independent Wizards	Society	Wand	Silver Circle & Sign of Infinity
Artificers	Company of Engineers Royal	Quasi-Military	Golden Ruler	Royal Arms & Gold Compass
Artificers	The Master, Wanders & Commonality of the Art & Mystery of Mystic Gems	Guild	Gem-cutter's Tools	Hand with Golden Rings
Artificers	The Master, Wanders & Commonality of the Art & Mystery of Armor-Smithing	Guild	Hammer & Forge	Helm & Crossed Swords
Artificers	Company of Sword Masters	Quasi-Military	Hammer & Sword	Crossed swords & Anvil
Necromancers	Dancers of Death	Secret Society	Bone Wand	Skull in Silver Circle
Necromancers	The Company of the Dark Brotherhood	Quasi-Military	Bone Wand	Skeletal Hand Clutching Dagger
Conjurors	The Iron Cauldron	Secret Society	Cauldron Black	Iron Cauldron on Red
Conjurors	The Master, Wanders & Commonality of the Art & Mystery of Mystic Brew	Guild	Cauldron	Crossed Spoons on Blue
Thaumaturgist	The Demon Ring	Secret Society	Wand	3 Red Pools in a Golden Circle
Thaumaturgist	Master, Wanders & Commonality of the Art & Mystery of Transcendent Essences	Guild	Wand	3 Black Rods on Silver
Thaumaturgist	The Great White Lodge	Secret Society	Wand	-
Cabbalist	The Master, Wanders & Commonality of the Art & Mystery of Ancients Scripts	Guild	Pen & Ink	Alpha & Omega in Gold
Cabbalist	Order of Fiery Chariot	Quasi-Military	Pen & Ink	Flaming Chariot on Silver Field
Cabbalist	The Great White Lodge	Secret Society	Pen & Ink	-
Power Word	The Master, Wanders & Commonality of the Art & Mystery of Words	Guild	Staff	Opened Scroll Encircled by Stars
Power Word	Society of Awful Word (Jesters)	Society	Punch on Staff	Jester in Motley
Power Word	The Great White Lodge	Secret Society	Pen & Ink	-
Sacred Square	The Demon Masters	Secret Society	Cloak	3 Interlocked Silver Rings
Sacred Square	The Numerical Fellowship	Secret Society	Cloak	Ring of 7 Interlocked Squares
Sacred Square	The Great White Lodge	Secret Society	Cloak	-
Summoners	The Magnum Opus	Secret Society	Staff	-
Summoners	The Decameron	Quasi-Military	Staff	The "Pentacle of Solomon"
Enchanter	The Master, Wanders & Commonality of the Art & Mystery of Ancient Magick	Guild	Musical Instrument	Musical Instruments (Harp, Horn, Drum, etc.) in Ring
Enchanter	Royal Choral Society	Society-Royal	Instrument	Royal Arms & Golden Harp
Enchanter	The Silver Bell Society	Secret Society	Silver Bell	3 Silver Bells in a Triangle



### Magical Resistance

In Physics, all objects have a basic inertia and resist any attempt to change their direction of motion or, if at rest, to move them at all. The same is true of Magick. Everything has a Basic Magick Resistance, which will be hereafter referred to as BMR. The BMR of anything a Magick User attempts to influence or control magically presents a resistance to such attempts to change it in any way.

The BMR of a spell, object, or creature is rated on an index of 0 to 10. A BMR 0 means that there is very little resistance to Magick. A BMR 10 means that there is a great deal of resistance of Magick.

All spells in *Chivalry & Sorcery* are given with a BMR assigned to them. The BMR reflects both the difficulty in mastering the spell itself and also the resistance of the objects or creatures that will be affected by the Magick effects created by the spells.

There are also some materials of special importance in the fashioning of Magick Devices. A list of these materials appears at the end of the Magick section, along with their BMR.

#### Magick Resistance Table

The following table is used when a Magick User is attempting to reduce the BMR of any spell or material. The percentages under each BMR level indicate the basic probability of successfully reducing the BMR. These probabilities may be increased by procedures outlined in the section of Enhancement of Spells which follows.

Magick Level	Spell Level	Basic	0	1	2	3	4	5	6	7	8	9	10	Success
1	I	25	25	20	15	10	5*	0*	-5*	-10*	-15*	-20*	+5%	
2	I	30	25	20	15	10	5*	0*	-5*	-10*	-15*	+10%		
3	II	30	25	20	15	10	5	5*	0*	-5*	-10*	+10%		
4	II	35	30	25	20	15	10	5	5*	0*	-5*	+10%		
5	III	35	30	25	20	15	10	10	5	5*	0*	-5*	+10%	
6	III	40	35	30	25	20	15	10	5	5	5*	0*	+10%	
7	IV	40	35	30	25	20	15	10	5	5	5	5*	+10%	
8	IV	45	40	35	30	25	20	15	10	5	5	5	+15%	
9	V	45	40	35	30	25	20	15	10	10	5	5	+15%	
10	V	50	45	40	35	30	25	20	15	10	5	5	+15%	
11	VI	50	45	40	35	30	25	20	15	10	10	5	+15%	
12	VI	55	50	45	40	35	30	25	20	15	10	5	+15%	
13	VII	55	50	45	40	35	30	25	20	15	10	10	+15%	
14	VII	60	55	50	45	40	35	30	25	20	15	10	+15%	
15	VIII	60	55	50	45	40	35	30	25	20	15	15	+15%	
16	VIII	65	60	55	50	45	40	35	30	25	20	15	+15%	
17	IX	65	60	55	50	45	40	35	30	25	20	15	+15%	
18	IX	70	65	60	55	50	45	40	35	30	25	20	+15%	
19	X	70	65	60	55	50	45	40	35	30	25	20	+20%	
20	X	75	70	65	60	55	50	45	40	35	30	25	+20%	
21	XI	80	75	70	65	60	55	50	45	40	35	30	+20%	
22	XI	85	80	75	70	65	60	55	50	45	40	35	+25%	

The percentages starred with an asterisk (\*) do not add a "success bonus," and failure to cast them brings an automatic Backfire. (See "Backfire" in the chapter on Sorcery.)

The Success Bonus is added to the basic percentage at the next lower BMR if a Magick User unsuccessfully casts the spell while learning it.

### Learning a New Spell

Magick User spends a good deal of his time learning to master new spells disclosed to him by his Master or found in Scrolls and Books he has acquired.

If a new spell is at or below the current spell casting level of the Magick User, he will spend 3 days studying and contemplating the enchantment. At the end of that time, he may attempt to cast the spell.

If a new spell is above the current spell casting level of the Magick User, he will spend 7 days + level of the spell studying and contemplating the enchantment. At the end of that time he may attempt to cast the spell.

Under no circumstances may a Magick User learn a spell above his Research Limit (see INT Prime Requisite). A new spell is learned by casting it. Success lowers the BMR; failure increases it.

- Success: If a Magick User successfully casts a new spell, its BMR will drop by one level per success until BMR 0 is reached. The success bonus is added to the basic probability of casting the spell at the lowered BMR level. At BMR 0, each success permanently increases the basic probability by the success bonus. When 100% chance of casting the spell at BMR 0 is reached, the Magick User has "learned" the spell.

For example, Ole Flopspell, a Magick User of MKL 5, has acquired a spell of BMR 4. He has a basic chance of 15% to cast the spell successfully. He "enhances" his

percentages to 90% (Enhancement will be dealt with later). Casting the spell, he is successful. The spell is reduced to BMR 3, and his new chance is 20% + 10% success bonus = 30%

Ole Flopspell enhances his chances again to 90%, casts the spell, and is successful. The spell is reduced to BMR 2, and his new chance is 25% + 10% success bonus = 35%. So it goes until he has it at BMR 0, at 35% + 10% = 45%. Each time he casts the spell successfully, +10% is added to the basic chance of success. This is a permanent increase. At 100% he has completely learned the spell and will always be able to cast it without hesitation.

- Failure: If a Magick User fails to cast a new spell, its BMR will increase by one level per failure until BMR 10 is reached. Failure to cast the spell at BMR 10 will permanently eliminate the spell from the Magick User's stock of spells. He can never learn it: it is apparently beyond his powers to learn. What is worse, when a spell is at a percentage marked with an asterisk (\*), a Backfire occurs upon failure. Magical Backfires are dealt with later, but it might suffice here to note that the effects are exceedingly unpleasant.

### Enchanting Materials

In order to turn ordinary, everyday materials into enchanted objects, the BMR of the materials must be reduced to BMR 0 at 100%. Reducing the BMR of objects proceeds in much the same fashion as it does for reducing the BMR of new spells. However, there is no bonus added for success until BMR 0 is reached.

Each successful enchantment cast upon the object increases the level of enchantment present in the object by a percentage equal to the success bonus + a % equal to the caster's Magick Level. When the total enchantment present equals 100%, the BMR is reduced to the next lower level and the object is said to be "partially enchanted."

A Magick User would probably wish to enchant an object fully, for 100% enchantment at BMR 0 is required to create a Magick Device from the materials. Once the object has been partially enchanted, each successful spell cast upon the object increases the level of enchantment at a particular BMR by the success bonus + % equal to the MKL of the caster + % equal to the Astrological Bonus of the caster. When the BMR has been reduced to BMR 0, with 100% enchantment, the object is said to be "fully enchanted." All that remains to be done is to fashion the materials into a Magick Device and to place the desired spells in it. (Note: The BMR of all materials used in Magick can be found in the List of Materials at the end of the Magick section.)

For example, suppose Ole Flopspell wished to enchant a bit of pigskin with BMR 3. With a MKL/5, he would have a basic chance of 20% of casting an enchantment successfully. With "enhancement," he obtains a good probability and successfully casts the spell. The pigskin now has 10% + 1% x MKL/5 = 15% enchantment at BMR 3. Six more successful spells, each adding +25% enchantment, would reduce the BMR to 2. The pigskin would be "partially enchanted." If Ole Flopspell wished to enchant the pigskin totally, each time he cast an enchantment spell, he would increase the level of enchantment by 10% + 1% x 5 MKL + his Astrological Factor (suppose it is +10%) = 25%. Four spells would decrease the BMR to BMR 1, eight to BMR 0, and 12 to BMR 0 at 100% enchantment.

Clearly, enchantment of materials is a lengthy process. But that is perhaps as it should be, for otherwise there would be a profusion of Magick Devices of great Power in the world, and one might as well conduct the campaign in the Twentieth Century, with its multiplicity of scientific marvels.

### Limits on the Casting of Spells

Magick User is not capable of unlimited casting of spells: rather, he is severely limited as to the number and type of spells he may cast:

- ENCHANTMENT SPELLS: When enchanting objects to a lower BMR, Magick Users employ a very neutral type of spell that has no effect other than the preparation of the material to receive spells. A Magick User may cast 1 Enchantment spell per day at 20% fatigue loss. He may enchant up to 1 Dr. of Material per MKL he possesses (3 Dr./MKL if Weaponsmith; 10 Dr./MKL if Artificer). He may enchant only 1 type of material per 5 MKL. Thus a MKL 15 Magick User could enchant 3 different materials at one time, with a weight that totaled 15 Dr. (30 Dr. for Weaponsmith; 150 Dr. for Artificer).
- UNLEARNED SPELLS: When casting "unlearned spells," a Magick User suffers 20% fatigue loss. He may cast such a spell as many times as he is able in a day, but only one



of these castings will count toward reducing the BMR of the spell (although each failure will increase the BMR of the spell.) Extra -20% fatigue loss if spell over casting level.

3. **LEARNED SPELLS:** When casting "learned spells" (BMR 0 at 100% success probability), a Magick User will incur one of the following fatigue losses:

No Magick Aid: -10% fatigue loss + Extra -10% if above casting level.

Magick Focus Used: -5% fatigue loss + Extra -5% if above casting level.

Own Book or Scroll Used: -5% fatigue loss + Extra -5% if above casting level.

4. **ENCHANTED MAGICK DEVICE:** When casting spells contained in a Magick Device charged with its own magical power, a Magick User suffers one of the following fatigue losses:

Own Magick Device Used: -5% fatigue loss.

Other's Device Used: -10% fatigue loss + Extra -10% if above casting level.

5. **NON-MAGICK USERS** may learn to cast a spell contained in a Magick Device. If the INT of the user is 11 or higher, he has a 10% chance per 2 INT points of casting the spell, provided he knows the nature of the spell. Spells above casting level 1 carry a 10% + 10% chance per level thereafter of causing unconsciousness for 1-20 turns if the spell goes off. The spell will be at the Experience Factor and PMF of the Magick User who enchanted the Device.

## Casting Learned Spells

Any spell which a Magick User has reduced to BMR 0 is considered to be a "learned" spell.

1. If he has increased his chance of successfully casting it to 100%, he has the spell completely memorized and requires no concentration time to recall it. He may cast the spell with assurance that it will create the desired effect. If it is used in a Magick attack, he proceeds directly to the Magick Conflict Table to target the spell against the intended victim or object.
2. If he has not increased his chance of successfully casting it to 100%, he has to "remember" the spell. Remembering is done either by consulting his % Ability to Remember Spells (see INT Prime Requisite) or his % chance of successfully casting it. A check may be made during each firing phase of the movement portion of the turn. Once he has remembered the spell, he may cast it at his % chance of success. If it is used in a Magick Attack and the effect materialized, he proceeds directly to the Magick Conflict Table to target the spell against the intended victim or object.
3. A Scroll may be used in the place of "remembering" a spell, with the chance of remembering being the % Ability to Read Well (see INT Prime Requisite). However, a Scroll requires 1 turn to read.

## Casting Unlearned Spells



known spell is an enchantment which a Magick User has by reducing it to BMR 0. Any spell which a Magick User has not reduced to BMR 0 but which he has acquired from his Master or from some other source is considered to be "unlearned."

1. The Magick User must consult his % Ability to Remember Spells. He must designate the spell he is attempting to remember and expend 1 turn in Deep Concentration undisturbed by any activity or physical violence done to his person. At the end of the turn, he rolls the percentage dice. This procedure is followed until he remembers the spell. He must cast the spell in the subsequent turn or else remember again. The spell is cast at his % chance of successfully creating the effect.
2. If the spell is used in a Magick Attack, it should be noted that the Magick Conflict Table is based upon spells at BMR 0. Since the Magick User is casting a spell above BMR 0 (it is unlearned"), his chance of successfully targeting the intended victim or object is reduced by 5% per BMR the spell is above 0.

For example, suppose a Necromancer (Major Arcane) has acquired a spell to Detach Dense Rock at BMR 6 but has not yet "learned" the spell by reducing it BMR 0. He decides to cast the spell against a Knight equal to his Experience Factor. There are no other targets in the path of the sphere of rock. The Magick Conflict Table gives a 60% chance of targeting successfully. However, a 6 BMR spell is reduced by -30%, so the chance of targeting is only 30%.

Furthermore, the % chance of successful targeting lost to having an unlearned spell can be recovered by Enhancement, but only up to the percentage printed on the Magick Conflict Table. If this % chance of targeting is not recovered temporarily by such means, a failure to "target" the intended victim causes an automatic Backfire. If the lost % chance of targeting is temporarily recovered by Enhancement, no Back fire will occur if targeting fails. The spell merely misses in this case.

It should be noted that if there is more than 1 target, only 1 target has to be struck to avert a Backfire; as the energy of the spell is discharged and cannot rebound on the caster of the spell. Detection and Communication spells will not produce a Backfire unless directed against a Circle of Protection. Nor will any spells intended to give benefit to another being, as these are targeted at the highest possible probability.

## Enhancement of Spells



Magick Users often do not enjoy a favorable probability of casting a spell correctly (when learning it) or of targeting the spell in the Magick Conflict Table. "Enhancement" will improve chances of success.

When learning a spell (reducing it to BMR 0 at 100% chance of casting it), there is no upper limit to the % enhancement of one's chances if success in the Magick Resistance Table.

When targeting a spell in the Magick Conflict Table, a maximum of +25% may be added to the caster's probability of striking an intended target.

1. **MEDITATION** adds +1% enhancement per MKL to one's chances with a spell for each day spent in Meditation. Meditation is possible only when a Magick User is in surroundings of complete quiet and peace, and there is a 1-50% chance that all benefits will be lost if he is disturbed in the middle of his Meditations. If the spell is not at BMR 0, any benefits from Meditation may be applied only once. If the spell is at BMR 0, benefits may be applied 1-3 times. Magick users may possess 3 enhanced spells + 1 spell per MKL at any one time. Such spells are enhanced one at a time, but once enhanced they will remain at the improved percentages until they are cast. If a Magick User desires to discard one spell from his enhanced spells list and add another, the replacement spell must first be enhanced. The discarded spell then drops to normal success percentages.
2. **FASTING** hastens the process of Meditation by adding +1% enhancement per MKL to one's chances of success for each day spent fasting after the third day. After 21 days of fasting, the Magick User's fatigue levels will drop by 10% to 60%. After 40 days of fasting, his fatigue level will be at 10%, and he will suffer 1-3 points of damage to the body for each additional day spent fasting. A Fast is beneficial only when it is employed with Meditation.
3. **RITES OF THE CHURCH** add +5% enhancement to one's chances of success. Such benefit may be enjoyed once per week by attending a Mass. (This will only be effective if the Magick being enhanced meets with the Church's approval)
4. **BENEDICTION** bestowed by a Bishop or other high-ranking member of the Church Hierarchy adds +5% enhancement to one's chances of success with a spell. Since this is a great blessing, it may be added to the normal maximum of +25% enhancement of targeting probabilities, giving a new maximum of +30%. Only one Benediction may be so employed per enhanced spell, and no more than none blessing may be received per week. (Church's approval required to get the benefits of the blessing).

Example: Suppose a Magick User possessing a MKL/9 has discovered a Scroll containing a spell of level 5 and BMR 5. He would have a scant 20% chance of successfully casting it. Failure to perform the spell would increase the BMR to 6 and further reduce his chances. Enhancement is clearly in order. He is at MKL 9, so he will gain benefits quickly:

1. He goes to Church and receives the Sacraments: +5%
2. He Meditates for 7 days:  $7 \times 8 = +56\%$
3. He Fasts for 7 days:  $(7 - 3) \times 8 = +32\%$

Total +93%

Since he had a basic chance of casting the spell of 20%, his probability is now over 100% and he will automatically be successful at creating the effect. However, he can add only +25% to his targeting probabilities if he casts the spell at an object or being.

5. **EXPENDITURE OF FATIGUE POINTS** may be used to enhance the chance of casting a spell or of targeting a spell. A +1% enhancement is obtained for each fatigue point the caster expends. However, when targeting in the Magick Conflict Table, a maximum of +25% enhancement from all sources (+30% if a Benediction was obtained) cannot be exceeded.

In addition to the enhancement procedures already outlined, Magick Users may also benefit from the following magical devices:

1. **THE MAGICK FOCUS** used by a Magick User will increase his chance of success with any spell he has learned (reduced to BMR 0) by +10%. The +25% targeting limit cannot be exceeded.
2. **THE MAGICK BOOK** used by a Magick User will increase his chance of success with any spell he has written in it (reduced to BMR 0) by +10%. The +25% targeting limit cannot be exceeded.
3. **A MAGICK SCROLL** written by a Magick User will increase his chance of success with any spell inscribed in it

(reduced to BMR 0) by +10%. The +25% targeting limit cannot be exceeded.

- ANY MAGICK DEVICE he is using which was enchanted by another Magick User will target at the Experience Factor of the one who enchanted it. If the Device is Superior to the Magick User wielding it, he cannot enhance its effects unless he has himself learned the spell the Device is casting. Again, the 25% targeting limit cannot be exceeded.

## Enchanting a Magical Device



"magical device" is any object fashioned of fully enchanted materials and containing one or more spells which are permanently retained in the object. In many cases, the spells in the device will be capable of self-recharge. If the wielder knows the nature of the spell contained in the device and has learned the secret of releasing it, he may cast the spell through the device.

Preparation of the materials to be used in making a device is outlined in the section on Enchanting Materials, above.

## Simple Magical Devices



Simple magical devices may contain one or more spells and have a limited number of charges which must be replaced by the Magick User by casting a spell into the discharged device. In the case of potions, drugs, inks, poisons, brews, powders, and perfumes, the spell is discharged once per application, and the number of "doses" prepared is equal to the number of charges obtained. Once used, potions, drugs, etc., are consumed and cannot be recharged. Only devices of a permanent nature, like rings or wands, can be recharged.

To permanently contain a spell, a magical device must be fashioned from at least 7 different materials. Each material must be enchanted to BMR 0 at 100%. Such a device will hold one spell of casting level 1, with 1-10 charges. An additional material must be added for each level the spell is above casting level 1. Thus a spell of casting level 2 would require 7 + 1 = 8 different materials; level 3 spells need 7 + 2 = 9 materials; and so on.

If more than one spell is desired in the object, 3 different materials must be added to the number required for the highest spell contained in the device. Suppose 3 spells were to be placed in a ring. The highest is a level 4, requiring 7 + 3 = 10 materials. An extra 2 x 3 = 6 materials are needed for the other two spells, making a total of 16 different types of material. One charge is added for each additional spell placed in the device.

In all cases, 4 of the first 7 materials must be appropriate to the peculiar nature and form of the device:

- Metal Base: rings, amulets, etc.
- Wood or Bone: wands, rods, staves.
- Skin or Parchment: scrolls, books.
- Liquid: magical potions, drugs, inks, poisons, brews.
- Essence or Organic: magical powders, perfumes, poisons.

## Magical Devices of Power



Devices of Power require exceedingly careful enchantment requiring the consultation of an Astrologer to determine the Sign under which the final enchantment (the placing of the permanent spells) must begin. Such enchantments can easily go wrong if the Magick User is disturbed during the enchantment process.

- A Magick User must consult an Astrologer to discover the Astrological Sign under which the final enchantments must be performed. If that Sign has already passed, he must wait until it returns in the year. The Sign of the magical device will be found by rolling percentage dice on the Horoscope Table.
- Once the favorable Sign of the magical device has been decided, roll again in the Other column of the Horoscope Table. This determines how well or poorly aspected the final enchantment of the device will be.

-5% Result; The final enchantment must begin exactly on the first hour of the first day of the Sign. The enchantment is completed on the last hour of the last day of the Sign. The Magick User cannot be disturbed by anything except routine matters for the entire month and cannot engage in other tasks without risk of the whole enchantment failing. There is a 105% chance that any serious disturbance will disrupt the enchantment, with -5% from that probability for each MKL of the Magick User.

0% Result; The final enchantment must begin exactly on the first hour of the first day of the Sign and is completed on the last hour of the third week of the Sign. The Magick User must not be disturbed for the crucial 3-week period and cannot engage in other tasks without risk

of the enchantment failing during the first and last weeks of the crucial period. There is a 100% chance -5% per MEL that the enchantment will fail if he is disturbed.

+5% Result; The final enchantment must begin in the first half of the Sign and lasts 2 weeks. The Magick User is free to engage in other tasks during the crucial 2-week period, but if he is disturbed or fails in any other task he has a 95% chance -5% per MEL that the enchantment will fail.

+10% Result; The final enchantment requires two weeks and may be completed at any time in the Sign. He is free to perform other tasks, but if he is disturbed or fails in any other task he has a 90% chance -5% per MKL that the enchantment will fail.

+15% Result; The final enchantment requires one week any time in the Sign. If the Magick User is disturbed or performs any other task in the crucial period, he has an 85% chance -5% per MKL that the enchantment will fail.

+25% Result; The final enchantment requires 2-7 days at any time in the Sign. If the Magick User is disturbed or performs any other task in the crucial period, he has a 75% chance -5% per MKL that the enchantment will fail.

If an enchantment fails, there is a chance equal to that of the failure that the materials used in the device will have to be re-enchanted. In any event, there is no possibility of performing the final enchantment unless the materials have not been ruined and sufficient time remains under the Sign to complete the work.

The favorability of the enchantment may be modified by well or poorly aspected the Magick User is himself. A +15% or +25% Astrological bonus increases the Lock factor (result in the Other column) by 1 level. Thus a Magick User possessing an Astrological bonus of +15% would increase a +5% Result to a +10% Result. If a +25% Result had already occurred, the percentage chance of failure would then be reduced by the Magick User's Astrological bonus. However, if a Magick User has a -5% Astrological bonus, he would drop his Lock by one level. If a -5% Result had already occurred, he would increase the percentage chance of failure by 5% to 110%.

- Once the Astrological situation has been determined, the Magick User will prepare his materials for the enchantment. He will require 15 materials, 7 of which must be appropriate to the peculiar nature and form of the device. This will provide a basic spell capacity equal to his MKL, with 0-100 charges. If additional spell capacity is desired, he may do one of the following things,
  - Use 3 additional materials for each extra spell he wishes to place in the device.
  - Use 1 Alchemical Material for each two extra spells he wishes to place in the device.
  - Use any material with a basic BMR 0 for each extra spell he wishes to place in the device.
- To provide the device with a "recharge" capacity of its own, he must enchant the seven Correspondences favorable to the Sign under which the device must be enchanted. The following table contains the Correspondences favored by each Astrological Sign, and substitutions are possible only under special circumstances explained below the table.

Sign	Metal	Gem	Plant	Essence	Liquid	Skin	Bone
Aries	Iron	Ruby	Oak	Sage	Blood	Wolf	Bear
Taurus	Copper	Topaz	Pine	Sandalwood	Lake	Dove	Swan
Gemini	Mercury	Onyx	Willow	Orchid	Spring	Ape	Ibis
Cancer	Silver	Emerald	Lotus	Frankincense	Rain	Dog	Dog
Leo	Gold	Opal	Sunflower	Myrrh	Water	Lion	Hawk
Virgo	Mercury	Diamond	Palm	Mace	Wine	Swallow	Ape
Libra	Copper	Jade	Yew	Aloes	River	Sparrow	Dove
Scorpio	Iron	Cornelian	Oak	Sulfur	Water	Blood	Horse
Sagittarius	Brass	Sapphire	Popular	Cloves	Water	Cooking	Eagle
Capricorn	Lead	Black Opal	Ash	Musk	Oil	Holy	Crocodile
Aquarius	Lead	Aquamarine	elm	Pink Rose	Water	le	Lizard
Pisces	Bronze	Pearl	Beech	Nutmeg	Lake	Frog	Snake
					Water	Water	Peacock
					Sea	Hawk	
					Water		

Substitutions are possible if the following guidelines are met:

Alchemical materials may replace any Correspondence of a similar type; e.g.; Star of Iron replaces Iron; Magick Oil replaces any liquid; the Mercuries replace any of the essences; etc.

Materials closely resembling the Correspondences may be substituted 10% of the time. For example, a lion skin could be replaced by that of any other hunting cat. However, one will not know for certain that the material will be acceptable until after it is enchanted to BMR 0 to 100%.

Materials having unique properties of their own which reflect the very nature of the device itself can always be substituted for the Correspondences up to a maximum of 3 substitutions. For example,

Black Lotus can produce sleep, even death. If the device was a Wand of Command, Black Lotus could replace the Corresponding essence.

Blood, Skin, and Bones of enchanted beasts may always be substituted for those of ordinary creatures, provided they are of a similar nature. For example, Troll skin could replace wolf skin, as both are "hunting" creatures.

Sentient blood, bones, skins, etc., will be used by Evil Mages, who spurn the use of ordinary materials.

The recharge rate of a Device of Power is 3 charges per day. However, 1 additional charge is gained for each 3 Gems (different types) placed on the device, giving a maximum of 7 charges. Alchemical Gems act as 6 ordinary Gems and also boost the overall recharge capacity (see Alchemy). The Stars of Cooper, Silver, Gold, and Platinum, and the Fixed Mercury have a capacity to increase recharge rates as well (see Alchemy).

## Magical Focusing Devices



Magick User will always prepare a Focus of Power for himself. The Focus has 10-100 charges with a recharge rate of 7 charges per day. (Recharge rate can be boosted as for any Device of Power). However, instead of the usual method of determining the materials to be used in a device, he must use the 7 Correspondences favorable to the Sign under which the Focus must be made plus the 14 from the Signs before and after it. A Gem six Signs removed from the Gem of the favorable Sign must be placed in the part of the object farthest from the Gem of the favorable Sign. For example, if the Gem of the favorable Sign is a Diamond, the opposite is Pearl. This polarizes the Magick in the Focus and gives the magical number of 22, corresponding to the 22 Major Arcana of the Tarot.

All of the spells a Magick User knows can be cast through a Focus, and 1 spell may be placed in it per MKL attained by the Magick User which is cast without loss of fatigue.

## Amulets of Protection

Because of their broad protective powers, Amulets of Protection are prepared in the same manner as a magical Focus.

## Magical Books and Scrolls



Unlike other "devices," magical books and scrolls require only a skin or parchment which is enchanted to BMR 0 at 100%. A magical ink must be prepared from 7 ingredients, also enchanted to BMR 0 at 100%, which is used to write the scroll with a quill pen from any flying creature (also enchanted to BMR 0 at 100%).

A spell will require 1 day per casting level to be properly inscribed. When the scroll or page of the book is completed, it will contain 2-7 charges. However, only a person who has learned the spell will be able to cast the spell from the scroll or book.

If the ink is prepared with the Correspondences, the scroll will have 1 recharge per day. Inks can be increased in recharge capacity by the addition of ground gems or Alchemical materials.

Cabbalists prepare a Focus which is nothing more than a magick Inkpot and Brush. The Symbols they inscribe are equivalent to a book or scroll, except that only 1 turn is required to make the inscription, after which one spell may be cast from each Symbol. Recharging Symbols require 1 day per casting level of the spell to write, with a 25% chance of error that requires repeating the process. Such Symbols are self-activating.

To read a magical scroll or book requires a Read Magick spell. If the scroll or book was not written by the Magick User, he must also Read Correctly (see INT Prime Requisite). A minimum of 1 turn is required to read a scroll or a page in a book, after which the spell may be cast.

If a Mage has not learned the language in question he has not the power to read. Knowledge of the language permits reading. Normally, reading takes considerable time and Mages automatically acquire an "emergency speed-reading" ability that expends 5% of their fatigue levels in one turn: a Read Magick spell in effect.

When casting a spell from an enchanted scroll or book, a Mage has a chance of reading correctly corresponding to his INT rating. Failure to read correctly results in a misfire and the spell goes awry. To discourage Mages from indiscriminately blasting away with newly found scrolls, if a "correct reading" occurs, the spell is then cast at the probability of success for the MKL of the Mage on the Magick Resistance Table. Failure results in an immediate backfire as for all unlearned spells! Success permits him to go on to targeting.

Scrolls and books are uniquely magical in nature, and non-magick users who have learned the language of the writing may attempt to cast the spell at the minimum percentages given in the Magick Resistance Table. Backfire consequences should be as serious as the perils unleashed by the spell so activated. Magick is not for the uninitiated!

## Occult Books



The volumes of arcane lore, ancient manuscripts and suppressed publications included recipes for the admission or the return of the Fallen Angels. At least by implication, such writings also indicated how to force away or dispel those entities. This breakthrough information is nowhere else available.

It takes time to learn, even from textbooks which have been carefully written and specially laid out just for that purpose. Studying the crabbed, idiosyncratic, and infinitely more difficult occult books takes much more time.

Consider: these fat books are clumsily scribed by men whose sanity has been erased by the horror of their experiments and trials. The text is often handwritten in cramped archaic script. Many manuscripts are not even in a known alphabet—some are older than time, in languages long lost; others are written in occult ciphers to stymie witch-finders or the Inquisition, and now must be cracked before the would-be reader can ponder the black truths they conceal.

Even if a sorcerer wrote for others who were familiar with the arcane and occult, he wrote for adepts and cultists, not laymen. He would see no reason to explain, and would employ strange terms and ideas without explaining them. Valuable annotations might be made by a succession of owners, each perhaps in a different language or with a different aim, and some or all in error.

Different books will have been written centuries apart from each other, by authors of different experience and different cultures. These writers, of widely varying philosophical persuasion, inevitably use different technical vocabularies. One must learn the jargon anew for each book. Who would comprehend such a book must read deeply, considering every syllable and comparing ideas and procedures with related books.

If a book is written in a language unknown by the reader, then a translator is needed. What gets translated, how quickly, and how accurately is for the GameMaster to decide. If the language is unknown or long forgotten, the reader must come up with a plan for a procedure that convinces the GameMaster, or the book baffles them.

**The Malleus Maleficarum** (Latin for "The Hammer of Witches") is a famous treatise on witches, written by Heinrich Kramer, an Inquisitor of the Catholic Church.

The Malleus Maleficarum asserts that three elements are necessary for witchcraft: the evil-intentioned witch, the help of the Devil, and the Permission of God. The treatise is divided up into three sections. The first section tries to refute critics who deny the reality of witchcraft, thereby hindering its prosecution. The second section describes the actual forms of witchcraft and its remedies. The third section is to assist judges confronting and combating witchcraft. However, each of these three sections has the prevailing themes of what is witchcraft and who is a witch.

**The Formicarius**, written by Johannes Nider during the Council of Basel. Nider dealt specifically with witchcraft in the fifth section of the book. Unlike his successors, he did not emphasize the idea of the witches' Sabbath and was skeptical of the claim that witches could fly by night.

In Nider's Formicarius the witch is described as uneducated and more commonly female. The idea that any person could perform acts of magick by simply devoting themselves to the devil scared people and proved to be one of the many factors that led people to begin fearing magick. The idea that the magician was primarily female was also shocking to some.

**Secretum secretorum** is a treatise also known as Secret of Secrets, or The Book of the Secret of Secrets, or in Arabic Kitab sirr al-asrar. The origins of the treatise are uncertain. No Greek original exists, though there are claims in the Arabic treatise that it was translated from the Greek into Syriac and from Syriac into Arabic. It appears, however, that the treatise was actually composed originally in Arabic. The treatise also contains supposed letters from Aristotle to Alexander the Great.

**The Emerald Tablet**, also known as Smaragdine Table, Tabula Smaragdina, or The Secret of Hermes, is a text purporting to reveal the secret of the primordial substance and its transmutations. It claims to be the work of Hermes Trismegistus ("Hermes the Thrice-Greatest"), a legendary Hellenistic combination of the Greek god Hermes and the Egyptian god Thoth.

This short and cryptic text is highly regarded by alchemists as the foundation of their art, in particular of its Hermetic tradition.

**The Liber de Causis** is a philosophical work attributed to Aristotle. The real authorship remains a mystery, but most of the content is taken from Proclus' Elements of Theology. The original title in Arabic means "The book of Aristotle's explanation of the pure good". The title Liber de Causis came into use following the translation into Latin by Gerard of Cremona.

**The Key of Solomon**, in Latin Clavis Salomonis or Clavicula Salomonis, is a grimoire attributed to King Solomon.

The Key of Solomon is divided into two books. It describes not the appearance or work of any demon but only the necessary drawings to prepare each experiment.

Book I contains conjurations, invocations and curses to summon and constrain spirits of the dead and demons, forcing them to do the operator's will. It also describes how to find stolen items, become invisible, gain favour and love, and so on.

Book II describes various purifications which the operator (termed

"exorcist") should undergo, how they should clothe themselves, how the magical implements used in their operations should be constructed, and what animal sacrifices should be made to the spirits.

**Pseudomonarchia Daemonum**, or Hierarchy of Demons is a grimoire similar in nature to the Ars Goetia, the first book of The Lesser Key of Solomon, it contains a list of demons, and the appropriate hours and rituals to conjure them.

The book was written before known copies of The Lesser Key of Solomon, and has some differences. There are sixty-nine demons listed (instead of seventy-two), and the order of the spirits varies, as well as some of their characteristics. The demons Vassago, Seere, Dantalion and Andromalius are not listed in this book. Pseudomonarchia Daemonum does not attribute seals to the demons, as The Lesser Key of Solomon does.

Weyer referred to his source manuscript as Liber officiorum spirituum, seu Liber dictus Empto. Salomonis, de principibus et regibus daemoniorum. (Book of the offices of spirits, or the book called 'Empto'. Solomon, concerning the princes and kings of demons).

**De praestigiis daemonum** is a book by demonologist Johann Weyer, also known as Wierus.

The book contains a famous appendix also circulated independently as the Pseudomonarchia daemonum, a listing of the names and titles of infernal spirits, and the powers alleged to be wielded by each of them. Weyer relates that his source for this intelligence was a book called Liber officiorum spirituum, seu liber dictus Empto Salomonis, de principibus et regibus demoniorum ("The book of the offices of spirits, or the book called Empto, by Solomon, about the princes and kings of demons.") Weyer's reason for presenting this material was not to instruct his readers in diabolism, but rather to "expose to all men" the pretensions of those who claimed to be able to work magick, men who "are not embarrassed to boast that they are mages, and their oddness, deceptions, vanity, folly, fakery, madness, absence of mind, and obvious lies, to put their hallucinations into the bright light of day." Weyer's source alleged there were estimated to be 7451926 devils, divided into 1111 legions and obeying 72 infernal princes. Weyer's source claimed that Hell arranged itself hierarchically in an infernal court which is divided into princes, ministries and ambassadors.

**Ars Goetia** contains descriptions of the seventy-two demons that King Solomon is said to have evoked and confined in a bronze vessel sealed by magick symbols, and that he obliged to work for him. The Ars Goetia assigns a rank and a title of nobility to each member of the infernal hierarchy, and gives the demons "signs they have to pay allegiance to", or seals. The lists of entities in the Ars Goetia correspond (to high but varying degree, often according to edition) with those in the Steganographia of Trithemius and Johann Weyer's Pseudomonarchia Daemonum.

**The Sacred Magick of Abramelin the Mage** is considered both a theurgic and goetic book of magick. Contrary to the other Goetia Grimoires, this book does not denote the evocation of demons to do ones bidding or involuntary handywork, but describes how one might summon these infernal forces, solely for the purpose of excommunicating them from the life of the Magus. This book was considered a system that led the aspirant closer to the goal of henosis, or spiritual reunion with God. Describing how to summon the dukes of hell, even Lucifer, for the purpose of resisting the temptation of their vices, and binding their influence in the aspirants life. This book told a system of holy magick through a 18 month purification, then after the conversation of the Holy Guardian Angel, one would summon the 4 Great Kings of Hell (Lucifer, Leviathan, Satan, Belial), and make them sign an oath. This Oath (after gaining the power of the supernal realm), would grant the Adept power over the Infernal Realm and aid the Adept in discovering his True Will.

**The Lesser Key of Solomon** or Clavicula Salomonis, is an anonymous grimoire, and one of the most popular books of demonology. It has also long been widely known as the Lemegeton.

The Lesser Key of Solomon contains detailed descriptions of spirits and the conjurations needed to invoke and oblige them to do the will of the conjurer (referred to as the "exorcist"). It details the protective signs and rituals to be performed, the actions necessary to prevent the spirits from gaining control, the preparations prior to the invocations, and instructions on how to make the necessary instruments for the execution of these rituals.

**Ars Goetia**, contains descriptions of the seventy-two demons that Solomon is said to have evoked and confined in a brass vessel sealed by magick symbols, and that he obliged to work for him. It gives instructions on constructing a similar brass vessel, and using the proper magick formulae to safely call up those demons.

It deals with the evocation of all classes of spirits, evil, indifferent and good; its opening Rites are those of Paimon, Orias, Astaroth and the whole cohort of Infernus. The second part, or Theurgia Goetia, deals with the spirits of the cardinal points and their inferiors. These are mixed natures, some good and some evil.

The Ars Goetia assigns a rank and a title of nobility to each member of the infernal hierarchy, and gives the demons' "signs they have to pay allegiance to", or seals.

The 72 demons:

- |                     |                       |
|---------------------|-----------------------|
| 1. King Baal        | 37. Marquis Phenex    |
| 2. Duke Agares      | 38. Count Halphas     |
| 3. Prince Vassago   | 39. President Malphas |
| 4. Marquis Samigina | 40. Count Räum        |
| 5. President Marbas | 41. Duke Focalor      |
| 6. Duke Valefor     | 42. Duke Vepar        |
| 7. Marquis Amon     | 43. Marquis Sabnock   |

- |                                    |                          |
|------------------------------------|--------------------------|
| 8. Duke Barbatos                   | 44. Marquis Shax         |
| 9. King Paimon                     | 45. King/Count Viné      |
| 10. President Buer                 | 46. Count Bifrons        |
| 11. Duke Gusion                    | 47. Duke Vual            |
| 12. Prince Sitri                   | 48. President Häagenti   |
| 13. King Beleth                    | 49. Duke Crocell         |
| 14. Marquis Leraje                 | 50. Knight Furcas        |
| 15. Duke Eligos                    | 51. King Balam           |
| 16. Duke Zepar                     | 52. Duke Alloces         |
| 17. Count/President Botis          | 53. President Caim       |
| 18. Duke Bathin                    | 54. Duke/Count Muzmur    |
| 19. Duke Sallos                    | 55. Prince Orobas        |
| 20. King Purson                    | 56. Duke Gremory         |
| 21. Count/President Marax          | 57. President Ose        |
| 22. Count/Prince Ipos              | 58. President Amy        |
| 23. Duke Aim                       | 59. Marquis Orias        |
| 24. Marquis Naberius               | 60. Duke Vapula          |
| 25. Count/President Glasya-Labolos | 61. King/President Zagan |
| 26. Duke Bune                      | 62. President Valac      |
| 27. Marquis/Count Ronové           | 63. Marquis Andras       |
| 28. Duke Berith                    | 64. Duke Haures          |
| 29. Duke Astaroth                  | 65. Marquis Andrealphus  |
| 30. Marquis Forneus                | 66. Marquis Cimeries     |
| 31. President Foras                | 67. Duke Amducias        |
| 32. King Asmoday                   | 68. King Belial          |
| 33. Prince/President Gäap          | 69. Marquis Decarabia    |
| 34. Count Furfur                   | 70. Prince Seere         |
| 35. Marquis Marchosias             | 71. Duke Dantalion       |
| 36. Prince Stolas                  | 72. Count Andromalius    |

**The Ars Theurgia Goetia** ("the art of goetic theurgy") explains the names, characteristics and seals of the 31 aerial spirits (called chiefs, emperors, kings and princes) that King Solomon invoked and confined. It also explains the protections against them, the names of their servant spirits, the conjurations to invoke them, and their nature, that is both good and evil.

Their sole objective is to discover and show hidden things, the secrets of any person, and obtain, carry and do anything asked to them meanwhile they are contained in any of the four elements (Earth, Fire, Air and Water). These spirits are given in a complex order in the book, and some of them have spelling variations according to the different editions.

**The Ars Paulina** ("The Art of Paul") is divided in two chapters in this book.

The first chapter refers on how to deal with the angels of the several hours of the day (meaning day and night), to their seals, their nature, their servants (called Dukes), the relation of these angels with the seven planets known at that time, the proper astrological aspects to invoke them, their names, the conjuration and the invocation to call them.

The second chapter concerns the angels that rule over the zodiacal signs and each degree of every sign, their relation with the four elements, Fire, Earth, Water and Air, their names, and their seals. These are called here the angels of men, because all persons are born under a zodiacal sign, with the Sun at a specific degree of it.

**The Ars Almadel** ("The Art of the Almadel") tells how to make the almadel, which is a wax tablet with protective symbols drawn on it. On it are placed four candles. This chapter has the instructions concerning the colours, materials and rituals necessary for the construction of the almadel and the candles.

The Ars Almadel also tells about the angels that are to be invoked, and explains that only reasonable and just things that are needed must be asked to them, and how the conjuration has to be made. It also mentions twelve princes ruling with them. The dates and astrological aspects that have to be considered most convenient to invoke the angels are detailed but briefly.

**The Ars Notoria** ("The Notable Art") asserts that this art was revealed by the Creator to King Solomon by means of an angel.

It contains a collection of prayers (some of them divided in several parts) mixed with kabbalistic and magical words in several languages (i.e. Hebrew, Greek, etc.), how the prayers must be said, and the relation that these rituals have to the understanding of all sciences. It mentions the aspects of the Moon in relation with the prayers. It also says that the prayers act as an invocation to God's angels. According to the book, the correct spelling of the prayers gives the knowledge of the science related to each one and also a good memory, stability of mind, and eloquence. This chapter presents the precepts that have to be observed to obtain a good result.

**Steganographia** is a book in three volumes by Johannes Trithemius. The books appear to be about magick - specifically, about using spirits to communicate over long distances. Since the publication of the decryption key to the first two volumes, they have been known to be actually concerned with cryptography and steganography. Until recently, the third volume was widely still believed to be about magick, but the "magical" formulae have now been shown to be coverttexts for yet more cryptography content.

**The Grand Grimoire** is a black magick grimoire that was ostensibly published in Cairo by a person known as Alibek the Egyptian. Also known as "The Red Dragon", this book contains instructions purported to summon Lucifer or Lucifuge Rofocale, for the purpose of forming a Deal with the Devil. The book is called "Le Veritable Dragon Rouge" ("The True Red Dragon") in Haiti, where it is revered among many practitioners of Vodou.

**The Sworn Book of Honorius**, or Liber Juratus (also liber sacer, sacratus or consecratus, Sworn Book of Honorius, Grimoire of Honorius) is the product of a conference of magicians who decided to condense all their knowledge into one volume. In 93 chapters, it

covers a large variety of topics, from how to save your soul from purgatory to the catching of thieves or finding of treasures. It has many instructions on how to conjure and command demons, to work other magical operations, and knowledge of what lies in Heaven among other highly sought information. The book can be classified as a "Solomonic Grimoire" due to its heavy use of angelic powers and seals like those found in The Greater Key of Solomon.

**De occulta philosophia libri tres** ("Three Books about Occult Philosophy") is Heinrich Cornelius Agrippa's study of occult philosophy, acknowledged as a significant contribution to the philosophical discussion concerning the powers of ritual magick and its relationship with religion. The three books deal with Elemental, Celestial and Intellectual magick. The books outline the four elements, astrology, kabbalah, numbers, angels, God's names, the virtues and relationships with each other as well as methods of utilizing these relationships and laws in medicine and alchemy.

**The Satanic Bible** is composed of four books: The Book of Satan, The Book of Lucifer, The Book of Belial, and The Book of Leviathan. The Book of Satan challenges the Ten Commandments and the Golden Rule, and promotes hedonism. The Book of Lucifer holds most of the philosophy in The Satanic Bible, with twelve chapters discussing topics such as pride, wrath, greed, and lust. The Book of Belial details rituals and magick. The Book of Leviathan provides four invocations for Satan, Lucifer, Mammon, and Asmodeus.

**De Umbrarum Regis Novum Portis** ("The Nine Doors To the Kingdom of Shadows"), also known as the "Nine Gates" for short, is a book written by one Aristide Torchia in Venice that contains nine woodcut engravings rumoured to be copied from the apocryphal Delomelanicon ("Invocation of Darkness"), a book purportedly written by Lucifer himself. The Nine Doors to the Kingdom of Shadows contains within its pages knowledge to raise the devil. The author was burned, along with all his works. Three copies are known to survive.

**Compendium Maleficarum** ("Book of Witches") is a book written in Latin by the Italian Demonologist Francesco Maria Guazzo. Guazzo drew up eleven headings under which witchcraft was then held to consist. These include a pact with the devil, a disregard for the Church, trampling the cross, etc. They allegedly also promise to seduce others into the worship of Satan and are baptized in the name of Lucifer, Belzebuth and other demons.

**The Rosary of the Philosophers** ("Rosarium philosophorum sive pretiosissimum donum Dei") is an alchemical treatise. It was published as part II of De Alchymia Opuscula complura veterum philosophorum. The term rosary in the title is unrelated to the Catholic prayer beads; it refers to a "rose garden", metaphoric of an anthology or collection of wise sayings. The text of the Rosarium is divided into sections associated with twenty illustrations. These sections introduce ideas arising from the symbolic content of the woodcuts, and weave these remarks in with quotations from various well known alchemical authorities, often using quite lengthy extracts from other alchemical writers.

**The Buch der heiligen Dreifaltigkeit** ("Book of the Holy Trinity") is an alchemical treatise, attributed to one Frater Ulmannus. The treatise describes the alchemical process in terms of Christian mythology. The theme of the book is the analogy of the passion, death and resurrection of the Christ with the alchemical process leading to the lapis philosophorum.

## Quantities of Material for Enchantments



he Materials List provides a notation after each material giving the minimum quantity required for any enchantment. That quantity is the minimum amount needed when fashioning a device. For example, 2 Dragons of Ash is the smallest amount of wood that could be put into a wand if a spell was going to be permanently contained by the wand at all.

## Magick Materials List



here are a great many materials which can be used in enchantments. The BMR, minimum amounts that must be enchanted for any purpose, and the source of materials are given in the list below. The Magick User or his agent has a limited chance per month of purchasing such materials in 1-6 times the minimum amounts needed if common materials, and in the minimum amounts stated for exotic materials. Only one attempt per month is made at any one source to purchase a given item. If such materials are found during the course of an expedition, if they are not rare or exotic, there is a 1-100% chance they are unusable. Roll a percentage die, note the result, and roll again. If the second die roll is lower than the first, the materials can be used. No more than 6 times the minimum amount will be usable from such a "natural" source.

Characters attempting to sell materials they have found will have the same chance of finding a buyer as is indicated for the chance to make a purchase. The price offered will vary from 10% to 60% of the market value for 1-10 times the minimum quantity. A material of high value will be bought only in small quantities, as few purchasers have the cash available to buy huge amounts.

BMR = Basic Magical Resistance of the material

"E" = Material already fully enchanted to BMR 0 at 100%

Quantity = minimum amount needed for enchantments.

Cost = price of the materials. Unless otherwise stated, the cost is per minimum quantity.

% = chance of finding a seller or buyer having the material on hand or wishing to buy it.

**Alchemical Materials:** This material is available most from Alchemists. All materials at stated BMR level and 50%. Only minimum quantity sold

BMR	Material	Quantity	Cost	%Seller
E	Fixed Mercury	1/10dr	?	1%
0	Star Platinum	1/10dr	?	3%
0	Star Gold	1/10dr	?	5%
1	Star Silver	1/10dr	?	7%
1	Star Copper	1/10dr	?	9%
1	Star Iron	1dr	?	15%
10	True Lead	10dr	?	20%
0	Alchemist Diamond	200ct	?	5%
1	Alchemist Ruby	200ct	?	5%
1	Alchemist Sapphire	200ct	?	5%
1	Alchemist Emerald	200ct	?	5%

1 ct = 1/1000dr in weight.

**Alchemical Liquids:** All Alchemical liquids are fully enchanted at BMR E/100%. They are only available from Alchemists in single doses with a 7% availability.

**Metals:** Precious metals are obtained from a Goldsmith or Silversmith. Common metals can be obtained from a Foundry in large quantities or an armorer or smith in smaller amounts. Generally supply is a matter of payment unless huge amounts are needed.

BMR	Material	Quantity	Cost	%Seller
0	Dragon Gold	1/10dr	?	5%
1	Dwarvish Gold	1/10dr	50gp	5%
1	Dwarvish Silver	1/10dr	30gp	5%
2	Gold	1/10dr	10gp	99%
3	Silver	3/10dr	30sp	99%
4	Copper	5/10dr	2sp	99%
4	Dwarvish Iron	3dr	12gp	20%
5	Iron	3dr	5sp	99%
6	Steel	3dr	10sp	75%
7	Dwarvish Steel	3dr	20gp	10%
10	Mithril	3dr	?	2%
9	Lead	10dr	10sp	99%
3	Electrium	2/10dr	10gp	50%
2	Platinum	1/10dr	50gp	10%
4	Bismuth	3/10dr	15sp	25%
6	Other Metals	10dr	5sp	50%

**Gems:** Gems may be obtained from Dwarves or Goldsmiths. From 10-100 gems may be on hand at any one time, with weights of 1-20ct. each. Sellers may sell 1-10 gems at a time. All costs are per ct, except Amber which is per 1/10dr.

BMR	Material	Quantity	Cost	%Seller
E	Mithril Cut Gem	5ct.	?	1%
0	Dragon Horde Gem	10ct.	?	2%
1	Dwarf-cut Diamond	10ct.	5gp	15%
1	Dwarf-cut Ruby	10ct.	5gp	15%
1	Dwarf-cut Emerald	10ct.	4gp	20%
1	Dwarf-cut Sapphire	10ct.	4gp	20%
2	Cut Diamond	20ct.	3gp	40%
2	Cut Ruby	20ct.	3gp	40%
2	Cut Emerald	20ct.	2gp	50%
2	Cut Sapphire	20ct.	2gp	50%
2	Carved Jade	20ct.	1gp	15%
2	Opal	20ct	2gp	20%
2	Amber	2/10dr	1gp	30%
3	Pearl	30ct.	1gp	30%
4	Raw Diamond	30ct.	1gp	55%
4	Raw Ruby	35ct	1gp	55%
4	Raw Emerald	40ct.	1gp	60%
4	Raw Sapphire	40ct.	1gp	60%

6 Semi-Precious 50ct. 5sp 80%  
**Woods:** Most rare wood is found in the appropriate type of forest (normal, Entish, Elvish or sacred). All other type of wood can be purchased from carpenters, cabinetmaker or woodsmen.

BMR	Material	Quantity	Cost	%Seller
0	Female Ent	1dr	?	1%
1	Male Ent	1dr	?	5%
2	Entish Oak	3dr	?	10%
2	Entish Hazel	3dr	?	15%
2	Entish Yew	3dr	?	15%
2	Entish Ash	3dr	?	15%
E	Dryad Bone	1/10dr	?	1%
0	Dryad Skin	1/10dr	?	1%
1	Dryad Oak	1dr	?	5%
1	Dryad Hazel	1dr	?	5%
1	Dryad Yew	1dr	?	5%
1	Dryad Ash	1dr	?	5%
3	Elvish Oak	3dr	?	20%
3	Elvish Hazel	3dr	?	30%
3	Elvish Yew	3dr	?	30%
3	Elvish Ash	3dr	?	30%
1	Elvish Beech	3dr	?	7%
5	Other Wood	5dr	1-5cp	99%

**Liquids:** All liquids are available on the open market. Common Liquids may be purchased from wine sellers, oil merchants, etc. Some liquids can be simply found, others must be hunted down. Truly rare or exotic liquids may be purchased from an Apothecary. (Flagon =5/10dr wt.)

BMR	Material	Quantity	Cost	%Seller
E	Dragon Blood	1/10dr	9gp	4%
E	Medusa Blood (Right)	1/10dr	3gp	3%
E	Medusa Blood (Left)	1/10dr	5gp	3%
E	Holy Water	1 Flagon	var. (cleric)	20%
E	Wine of Drunkenness	1 Flagon	1gp	10%
E	Enchanted Pool	1 Flagon	?	2%
0	Elvish Blood	2/10dr	5sp	3%
0	Lycanthrope Blood	2/10dr	1gp	5%
1	Human Blood	2/10dr	5sp	8%
1	Troll Blood	2/10dr	2gp	5%
1	Fine Brandy	1 Flagon	2sp	50%
2	Great Cat Blood	2/10dr	1gp	10%
2	Great Eagle Blood	2/10dr	1gp	10%
2	Brandy	1 Flagon	1sp	75%
2	Pure Spring Water	1 Flagon	?	5%
3	Boar Blood	2/10dr	1sp	15%
3	Stag Blood	2/10dr	5gp	15%
3	Fine Wine	1 Flagon	20cp	75%
4	Wine	1 Flagon	10cp	99%
5	Animal Blood	5/10dr	2cp	99%
5	Mead, Beer	1 Flagon	Var. (1cp)	99%
6	Rain Water	1 Flagon	?	99%
7	River Water	1 Flagon	?	99%
7	Lake Water	1 Flagon	?	99%

**Essences and Perfumes:** All essences may be obtained from a perfumer or local herbalist

BMR	Material	Quantity	Cost	%Seller
E	Black Lotus	1/20dr	10gp	5%
0	Black Poppy	1/20dr	4gp	15%
0	Black Rose	1/20dr	10gp	5%
0	Frankincense	1/20dr	5gp	20%
1	Myrrh	1/20dr	5gp	15%
1	Purple Rose	1/20dr	5gp	15%
2	Musk	1/20dr	1gp	25%
2	Orchid	1/20dr	1gp	20%

2	Red Poppy	1/20dr	1gp	20%
2	Pink Rose	1/20dr	1gp	20%
2	Red Rose	1/20dr	1gp	20%
3	Sunflower	1/20dr	5sp	55%
3	White Rose	1/20dr	1gp	30%
3	Yellow Rose	1/20dr	1gp	25%
4	Cherry Blossom	1/20dr	1sp	50%
4	Gardenia	1/20dr	5sp	75%
4	Lavender	1/20dr	7sp	75%
4	Narcissus	1/20dr	4sp	70%
4	Peony	1/20dr	3sp	60%

**Bones:** Exotic bones either have to be hunted or they may be purchased from an Apothecary. The common variety are available from butchers, hunters, Rag & Bone men, etc.

BMR	Material	Quantity	Cost	%Seller
E	Chimera	1/10dr	20gp	2%
E	Dragon	1/10dr	25gp	5%
E	Dragon's Tooth	1/10dr	25gp	2%
E	Lycanthrope's Tooth	1/10dr	5gp	5%
E	Unicorn	1/10dr	25gp	2%
E	Unicorn Horn	1/10dr	10gp	5%
E	Balrog	1/10dr	25gp	5%
0	Basilisk	1dr	5gp	5%
0	Hobbit	1dr	7gp	5%
0	Elf	1/10dr	1gp	5%
0	Hippogriff	1dr	3gp	5%
0	Minotaur Horn	1/10dr	6gp	5%
1	Boar's Tusk	1/10dr	1gp	5%
1	Human	1dr	5gp	5%
1	Giant	1dr	3gp	5%
1	Great Horse	1dr	5sp	10%
1	Ogre	1dr	3gp	5%
1	Rhinoceros Horn	2/10dr	1gp	10%
1	Troll	1dr	10gp	2%
2	Bat	1dr	3cp	25%
2	Lion	1dr	10sp	10%
2	Lion's Tooth	1/10dr	1gp	10%
2	Stag	1dr	1sp	25%
2	Great Stag Horn	1/10dr	10sp	15%
2	Stag Horn	1dr	1sp	20%
2	Tiger	1dr	10sp	10%
2	Tiger's Tooth	1/10dr	10sp	10%
2	Wolf	1dr	5cp	25%
3	Bull Horn	4/10dr	5cp	50%
3	Elephant	1dr	5sp	10%
3	Elephant Ivory	1/10	1sp	15%
3	Eagle	1dr	3sp	25%
4	Land Animal	1dr	1cp	75%
4	Sea Mammal	1dr	2sp	25%
4	Other Horn	4/10dr	2cp	50%
5	Reptile	1dr	1cp	50%
5	Turtle Shell	1/10dr	5cp	30%
5	Other Teeth	2/10dr	1cp	50%
6	Fish	1dr	1cp	50%

**Skins, Leathers, and Animal Tissue:** These materials may be obtained from hunters or tanners if they are common, or from Apocatharies if rare. They may be hunted as well. Skins and leathers come in 12"x12" sections with an equivalent weight of 1dr, although some may be used in smaller portions or amounts. Animal tissues is given in minimum weights. Prices are for a 12"x12" piece or weight listed.

BMR	Material	Quantity	Cost	%Seller
E	Bats Eyes	1/10dr	20sp	15%
E	Dragon Scale	2"x2"	25gp	5%

E	Imp Hide	1"x1"	50gp	2%	1	Heliotrope	1/20dr	3cp	40%
0	Elvish Skin	4"x4"	10gp	5%	1	Hyssop	1/20dr	7cp	40%
0	Troll Hide	12"x12"	10gp	5%	1	Monkshade	1/20dr	7cp	40%
0	Virgin Skin	1"x1"	4gp	7%	1	Purple Rose	7 Blooms	7sp	25%
1	Bat's Wings	1/10dr	15sp	20%	1	Purslane	1/10dr	1gp	75%
1	Ghoul Skin	12"x12"	5gp	5%	1	Rosemary	1/20dr	1gp	45%
1	Giant Skin	12"x12"	6gp	7%	1	Senna	1/20dr	1sp	30%
1	Great Horse Hide	5"x5"	15gp	5%	1	Sunflowers	7 dozen	1sp	50%
1	Hippogriff Hide	5"x5"	15gp	2%	1	Wolfbane	1/20dr	1sp	30%
1	Lion Heart	2/10dr	15sp	20%	2	Absinthe	1/20dr	1sp	50%
1	Lycanthrope Hide	5"x5"	10gp	7%	2	Aniseed	1/10dr	2cp	60%
1	Manticore Hide	5"x5"	10gp	7%	2	Balm	1/20dr	8cp	50%
1	Vampire Skin	1"x1"	20gp	5%	2	Basil	1/20dr	7cp	65%
1	Mummy Skin	1"x1"	20gp	5%	2	Cinnamon	1/20dr	1sp	40%
1	Balrog Imp Hide	1"x1"	15gp	5%	2	Devil's Bow	1/20dr	4cp	40%
1	Balrog Hide	1"x1"	15gp	5%	2	Dogsbane	1/10dr	3cp	40%
1	Ogre Hide	12"x12"	25gp	9%	2	Linden Leaves	1/20dr	7cp	50%
1	Newt's Eyes	1/10dr	10sp	25%	2	Moonwort	1/20dr	6cp	35%
1	Snake's Eyes	1/10dr	5sp	30%	2	Margolis	1/20dr	7cp	35%
1	Tiger's Entrails	1/10dr	5sp	20%	2	Mace	1/20dr	2cp	35%
1	Toad's Liver	1/10dr	10sp	25%	2	Nard	1/20dr	1sp	40%
2	Great Eagle Feather	1/10dr	1sp	35%	2	Palm	1/20dr	7cp	40%
2	Hippogriff Feather	1/10dr	5sp	5%	2	Poppy Seed	1/20dr	1sp	50%
2	Squid Suckers	3/10dr	3sp	15%	2	Red Rose	1 dozen	1sp	40%
2	Wolf Eyes	2/10dr	3sp	35%	2	Rue	1/20dr	1cp	40%
3	Other Monster Hide	12"x12"	3gp	15%	2	Snowdrop	7 Blooms	1sp	25%
3	Parchment	12"x12"	5sp	99%	2	Sulpher	1/10dr	1cp	65%
3	Shark Skin	5"x5"	1sp	30%	2	Tulip	1 dozen	1sp	40%
4	Other Feathers	2/10dr	1sp	40%	2	Wintergreen	1/20dr	7cp	35%
5	Sea Mammal Hide	10"x10"	1sp	30%	3	Anise	1/10dr	1cp	65%
6	Animal Hide	12"x12"	7cp	75%	3	Aloes	1/10dr	3cp	50%
6	Eel Skin	1"x1"	1sp	15%	3	Bloodroot	1/20dr	3cp	55%
9	Leviathan Hide	1"x1"	100gp	1%	3	Brodium	1/10dr	1cp	70%

**Specific Organic, Compounds and Medicinal Minerals:** All organics may be purchased from an Apothecary. They may also be gathered.

<u>BMR</u>	<u>Material</u>	<u>Quantity</u>	<u>Cost</u>	<u>%Seller</u>					
E	Belladona	1/20dr	1gp	20%	3	Chamomile	1/20dr	1cp	65%
E	BlackLotus	1 Bloom	1gp	20%	3	Catnip	1/20dr	1cp	65%
E	Blackrose	1 Bloom	21sp	20%	3	Cloves	1/20dr	3cp	65%
E	Boneset	1/20dr	1gp	20%	3	Chervil	1/20dr	4cp	60%
E	Mistletoe	1/20dr	1sp	20%	3	Elderflower	1/20dr	2cp	60%
E	Opium	1/20dr	2gp	20%	3	Fennel	1/20dr	2sp	60%
E	Pepper	1/20dr	5gp	50%	3	Fern	1/10dr	1sp	50%
E	Saffron	1/20dr	2gp	30%	3	Gentian Peppers	1/20dr	3cp	55%
E	Shamrock (4-leaf)	1 Bloom	1gp	20%	3	Goldseal	1/20dr	1sp	60%
0	Jasmine	1/20dr	1sp	25%	3	Hazelnuts	1/10dr	1cp	65%
0	Mushroom (poison)	1/20dr	5cp	45%	3	Horehound	1/20dr	2cp	60%
0	Nightshade	1/20dr	1sp	30%	3	Ivy	1/20dr	3cp	55%
0	Orchids	7 Blooms	4sp	20%	3	Juniper	1/20dr	3cp	50%
0	White Lotus	7 Blooms	21sp	40%	3	Maidenhair	1/20dr	3cp	45%
0	White Rose	1 Bloom	7sp	20%	3	May Apples	1/10dr	1cp	50%
1	Aconite	1/20dr	1sp	20%	3	Nutmeg	1/20dr	1sp	30%
1	Arsenic	1/20dr	1sp	20%	3	Orchis	1/20dr	3cp	50%
1	Bullfist (Puffball)	1/20dr	1sp	50%	3	Pink Rose	3 dozen	1sp	60%
1	Cantharides	1/20dr	1sp	40%	3	Sandalwood	1/20dr	3cp	40%
1	Celandine	1/20dr	1sp	40%	3	Sage	1/20dr	2cp	45%
1	Cherryblossom	1 dozen	1sp	35%	3	Sloe Berries	1/20dr	1cp	40%
1	Comphrey	1/20dr	1sp	40%	3	Salt (Mined)	1/25dr	1cp	75%
1	Coral	1/20dr	2sp	35%	3	Scabious	1/10dr	1cp	45%
1	Destroying Angels	1/20dr	2sp	35%	3	Wormwood	1/20dr	3cp	45%
1	Ginger	1/20dr	5sp	40%	3	Yellow Rose	3 dozen	1sp	55%
					4	Almonds	1/10dr	1cp	75%
					4	Burdock	1/10dr	2cp	85%
					4	Caper	1/20dr	1cp	75%

4	Chrysanthemum	3 dozen	1sp	65%
4	Coriander	1/20dr	2cp	75%
4	Cornbine	1/20dr	1cp	75%
4	Cowslip	1/20dr	1cp	80%
4	Crowfoot	1/20dr	2cp	80%
4	Dayflower	1/20dr	2cp	55%
4	Foxglove	1/10dr	1cp	60%
4	Groundseal	1/20dr	6cp	80%
4	Hawkweed	1/10dr	1cp	80%
4	Hensbane	1/10dr	2cp	75%
4	Lime	1/20dr	1cp	70%
4	Marjoram	1/20dr	1cp	80%
4	Oregano	1/20dr	1cp	60%
4	Salt (sea)	1/25dr	1cp	90%
4	Spearmint	1/20dr	3cp	80%
4	Sorrel	1/20dr	1cp	70%
4	Sweet William	3 dozen	1sp	50%
4	Tansy	1/20dr	1cp	60%
4	Tartar	1/20dr	1cp	60%
4	Water Lily	1 dozen	1sp	40%
5	Calamint	1/20dr	1cp	90%
5	Chives	1/20dr	1cp	90%
5	Endive	1/10dr	1cp	75%
5	Foxtail	1/10dr	1cp	70%
5	Fumitory	1/20dr	1cp	75%
5	Geraniums	3 dozen	1sp	40%
5	Houseleek	1/10dr	1cp	90%
5	Marigolds	5 dozen	1sp	65%
5	Milkweed	1/10dr	1cp	85%
5	Mint	1/20dr	1cp	85%
5	Moss	1/10dr	1cp	85%


5	Narcissus	3 dozen	1sp	25%
5	Oak Apples	1/10dr	1cp	60%
5	Pansy	9 dozen	7cp	80%
5	Pellitory	1/20dr	1cp	80%
5	Thyme	1/20dr	1cp	85%
6	Assorted Nuts	1/10dr	1cp	85%
6	Birchbark	1/10dr	1cp	99%
6	Beetroot	1/10dr	1cp	85%
6	Daisy	7 dozen	1sp	65%
6	Lilies	7 dozen	1sp	70%
6	Parsley	1/10dr	1cp	85%
6	Peony	7 dozen	1sp	65%
6	Polenta	1/10dr	1cp	85%
7	Buttercups	5 dozen	1sp	75%
7	Dandelion	7 dozen	1sp	70%
7	Gladiolas	7 dozen	1sp	70%
7	Treebark	1/10dr	1cp	90%
8	Clover	7 dozen	1sp	90%
8	Treeroot	1/10dr	1cp	99%
9	Thistle	7 dozen	Free	90%
9	Thorns	7 dozen	Free	90%

1 bloom = 1/20dr for enchantment purposes

Fresh flowers available only in season

**Moulds and Fungi:** These materials are available from herbalists and Apothecaries

<u>BMR</u>	<u>Material</u>	<u>Quantity</u>	<u>Cost</u>	<u>%Seller</u>
2	Toadstools	1/20dr	1sp	45%
4	Yeasts	1/20dr	1cp	60%
5	Common Mushrooms	1/10dr	1cp	75%
5	Slime Mould	1/20dr	5cp	45%
6	Common Moulds	1/10dr	5cp	75%





## The Magicians: Part 2

### Natural Magick Users

- Primitive Talent
- Drug Trance
- Dance/Chant
- Shaman
- Medium

### "Primitive Talents"



Unlike all other Magick Users, the Primitive Talents have a natural affinity for Magick and are able to cast some spells naturally, without actually learning them. Initially, a Primitive Talent will possess the following spells as "learned" spells:

Yeoman or Serf:  
 Detect Tracks  
 Find Direction  
 Circle of Protection  
 Hold Small Animal  
 Hold Large Animal

Townsmen:  
 Measure Volume  
 Read Languages  
 Circle of Protection  
 Sleight of Hand

Guildsman:  
 Measure Volume  
 Read Languages  
 Read Magick  
 Circle of Protection

Nobleman:  
 Detect Alignment  
 Detect Tracks  
 Find Direction  
 Circle of Protection  
 Hold Large Animal

In addition, any Primitive Talent with a Charisma or Bardic Voice of 15 or higher also has a Charm Person by virtue of the power of their personality or "gift of gab."

Each time a character with a Primitive Talent earns 10,000 experience points (which is equal to 1 Experience Factor), he may choose 1 spell from any category of spell within his spell casting level, except for Necromantic spells. A check is made on the table in Spells Known by Non-player Magick Users to see if he knows the spell as a natural ability. If he is successful, he acquires it as a "learned" spell. If he fails, he acquires no spell at all. In short, the Fast Magick System is used.

Primitive Talents are unable to enchant magical devices themselves but may use devices enchanted by others. Note: It is possible for Primitive Talents to pursue other vocations, such as Fighting Man or Cleric, for his magical abilities are innate to his nature and are not acquired by any active measures on his part.

### Wood Elves



Elves are "Primitive Talent" Magick Users who are capable of enchanting magical devices, particularly a Focus which is always a +2 Magick Bow. They are foresters without parallel, and possess the following spells as "learned spells" right from the beginning:

- Detect Altitude
- Detect Secret Door
- Measure Distance
- Detect Magick
- Detect Small Trap
- Detect Tracks
- Circle of Protection
- Find Direction
- Detect Observation

### High & Grey Elves



High/Grey Elves are "Primitive Talent" Magick Users who possess all of the natural abilities of Wood Elves. However, they can advance as far as Enchanters in the practice of spells of Illusion and Command. They acquire spells "naturally" as they gain in experience points, with 1 spell possible for each new 10,000 experience points earned. However, unlike any of the other "Primitive Talents," a High/Grey Elf is able to learn spells from scrolls, books, etc. They are capable of enchanting magical devices, including a +3 Magical Bow and +3 Arrows for the bow, which is a personal Focus.

Female High Elf who do not become Fighters will become able to specialize in spells of Communication and Revealing, with no spell being barred to them. They may also make an Amulet or Talisman like a goldsmith/Artificer. Their Focus will always be a jeweled Ring.

Elves are naturally endowed with the ability to fashion their own magical bows and arrows, and do not require the enchanted hammer, anvil, and temper used by Weaponsmiths. The Elf enchants the materials for his bow and his arrows. Once enchanted to 100% at BMR 0, the Elf fashions the weapons in the same time and at the same level as a Weaponsmith of the same MKL, to a maximum of +3. It is rare that an Elf would fashion more than one bow for himself, and he would never make a bow for a non-Elf. Elves also have the ability to determine favorable signs for their magical focuses and other devices of Power without consulting an Astrologer. They have an inborn sense of the right moment to perform the critical enchantments on magical items they are fashioning. There is no

chance of error, either. This insight applies only to their own enchantments, so it cannot be used to give other Mages advice about their critical enchantment times. Certain of the High Elves (of exceedingly high MKL) seem to have mastered other areas of magick not normally associated with Natural Talents. Tolkien's Galadriel, for instance, appears to have learned Divination (her bowl of water is, in effect, a Crystal Ball in its effects). However, few characters will acquire such special abilities early. If the second requisite is sufficient, a second specialization in Magick will be possible at MKL 7, and a third at MKL 11. Such specializations will be learned spells.

### Drug Trance Magics



Like the Primitive Talent, the Drug Trance Magick User may follow some other vocation, practicing Magick as a kind of hobby or sideline. The Drug Trance Magician must employ powerful drugs to be able to cast any spells. The technique is both experimental and highly dangerous. He does not "learn" spells as such; he stumbles upon them:

1. The Drug Trance Magician will enchant a potion or powder according to the method given in the section on enchanting Simple Magical Devices. This is the only form of enchantment he is able to perform on any materials. The product is a drug which is capable of creating some effect, as yet unknown. He records the ingredients he used, then consumes 1 dose of the drug. The first time the drug is used, he will not be able to predict the effects.

2. After 1-6 turns, the Drug User is thrown into a drugged state of mind, a form of waking trance. At the end of this time, he is capable of creating a magical effect:

1-20% = Basic Magick  
 21-35% = Detection Spell  
 36-45% = Illusion Spell  
 46-55% = Command Spell  
 56-65% = Communication  
 66-70% = Transportation  
 71-90% = Black Magick  
 91-99% = Ancient Lore  
 100% = Summon Demon

A drug cannot be enchanted for a spell higher than the current spellcasting level of the Drug User. As soon as the category of spell has been determined by rolling percentage dice on the table above, a 6-sided die is rolled for each spell, starting at the first spell at the lowest casting level and working toward the spells of a higher casting level. Spells already obtained by the Magician and contained in any drugs he has made are not checked. As soon as a 1 or a 6 turns up, that is the spell contained in the newly created drug.

3. A "1" result indicates that the drug is absolutely safe for use, and every time the "recipe" is used, the identical drug and magical effect will be obtained.
4. A "6" result indicates that there are "impurities" in the drug, carrying the chance of a "bad trip" which is roughly equivalent to a Backfire. The magical effect will be produced, but there is also a 10% chance per casting level of the spell that the User will be thrown into a deep coma each time he uses the spell: 1-33% coma for 1-10 turns; 34-67% = coma for 1-10 hours; 68-100% = coma for 1-10 days. There is also a 1% chance per casting level of the spell that the drug is poisonous, with a check for poisoning being made once each day. Such a drug is not useless, merely dangerous each time it is used. It also has a 10% chance of poisoning anyone else for a 1-10 turn coma; 20% for a 1-10 hour coma; and 30% per day for a 1-10 day coma.
5. If a "Summon Demon" spell occurs, one of two possibilities occurs. If a "1" result occurs, the Drug User may command the "demon" of the drug to place the spell of his choice in the drug (subject to the demon's casting level). If a "6" result turns up, the Drug User becomes addicted to the drug -- a form of Demonic Possession-- and must have 1 fix per day. There is no other effect except the addiction, which can be broken only by Drug Users with a combined ID and Wisdom score of 30 or higher (basic 1 - 7% chance per day). The drug is not poisonous, but a random coma will result from its use. Within 24 hours of awakening, an addict will need another "fix."
6. One cannot mix drugs safely. The effect of a "safe" drug lasts from 1-10 turns after it is taken. The person who is refereeing the adventure makes a secret determination of the time needed for a drug to wear off and writes it on a slip of paper. If a Drug User takes any other type of drug within that time period, he goes into reaction as if he had taken an "impure" drug (see §4. above). Note: Drugs producing any spells of Basic Magick may be mixed.

Because the Drug Trance Magician is not a conscious and deliberate Magick User as such, he may, as noted above, be found in almost any vocation. There is, however, a natural limit on the number of times a Drug User may cast a spell by consuming a drug which is based on his Constitution: Con. 1-10 = 4 x per day; Con. 11-15 = 5 x per day; Con. 16+ = 6 x per day. Exceeding this limit brings an "Over Dose", with a 1-67% chance of a comatose reaction and a 68-100% chance of a "Summon Demon."

## Dance/Chant Magick



The Magick of the Dance/Chant is part of a very ancient tradition. The Dance/Chant User will retire to a lonely place in the wilderness where he fasts and meditates until he is sent a vision in a dream. The dream reveals his "Medicine," the Focus of Power which he must fashion in order to summon his Totem Spirit.

Unlike any other Magick User, the Dance/Chant User is totally involved in the practice of Spirit Summoning, a form of Demonology; only the Medium and the Evil Priest approach this involvement.

- In the dream, the Totem of the Dance/Chant User will appear:  
 1-20% = Bear; 21-40% = Wolf;  
 41-55% = Boar; 56-70% = Stag Deer;  
 71-80% = Wolverine; 81-90% = Lion; 91-100% = Eagle.

The Totem will show him the Sign of his Focus, which is always a drum or other primitive percussion instrument. (The Sign is determined by using the Astrological Table.) The Dance/Chant User will awaken and begin to enchant his Focus from the 22 Correspondences favored by the Sign shown him by his Totem. He will enchant no other devices except those of a personal Focus type.

- The Dance/Chant User will learn no spells, but his Totem will teach him 7 level 1, 3 level 2, and 1 level 3 Detection spell which he will possess as "natural talents" and may cast at 5% loss of fatigue points any time he desires.
- To summon his Totem to his assistance, the Dance/Chant User will play upon his Focus and chant rhythmically while dancing in a circle. In 2-7 turns he will fall into a trance, and the circle becomes a Circle of Protection. Inside the Circle will appear the misty shape of his Totem, which always assumes the shape of the Totem Animal. The power of the Totem depends upon the spell casting level of the Dance/Chant User:

Spell	Demon	Experience
Level/Totem	Equivalent	Abilities Factors
1 Small Animal Spirit	Demon Type I	cast level 1 spells 10
2 Large Animal Spirit	Demon Type II	cast level 2 spells 20
3 Totem III	Demon Type III	cast level 3 spells 40
4 Totem IV	Demon Type IV	cast level 4 spells 75
5 Totem V	Demon Type V	cast level 5 spells 125
6 Totem VI	Demon Type VI	cast level 6 spells 200
7 Totem VII	Demon Type VII	cast level 7 spells 300
8 Totem VIII	Demon Type VIII	cast level 8 spells 400
9 Totem IX	Demon Type IX	cast level 9 spells 500
10 Totem X	Demon Type X	cast level 10 spells 700

A Totem will cast at least one spell for the Dance/Chant User who summoned him. An additional number of spells will be cast, depending upon the level of the Totem as compared to the level of the Dance/Chant Users casting ability. To determine the number of spells that will be cast, add the casting level of the Magick User to one and subtract the level of the Totem. For example, a Dance/Chant User of casting level 6 will have 6 + 1 spells - 1 = 6 spells cast for him by a Small Animal Spirit (I), but if he had summoned a Totem IV he would receive only 6 + 1 spells - 6 = 1 spell. In short, the closer the Totem is to the spell casting level of the Dance/Chant User, the less he may command the aid of the Totem.

The Totems and Animal Spirits take over the protective Circle the moment they appear inside it, so the Circle will invariably be strengthened by their presence.

All spells of Animal Command are known to the Totems and Animal Spirits, however low they may rank. The same is true of Detection spells. Totems are unaffected by any form of Illusion or Command and protect everyone in a Circle as an Adept of maximum Intelligence or Wisdom with an Amulet of Protection.

- There is a 10% chance that the Totem will merge with the Dance/Chant User any time a spell is cast by the Totem. In such an instance, the Magick User will be seen to change shape, his form becoming that of the Totem. He will remain in that form 1-100 turns, with 5 x the hits the animal would normally be able to sustain and a hit probability of +50%. When in such a condition, the Magick User/Animal will possess an animal's nature but saves from "targeting" at the level of the Totem who has possessed him. He is unaffected by "critical hits" and attacks any creature who is hostile toward him or his companions. If so possessed, no further Magick will be performed, but a protective Circle will be maintained if the party is under magical attack.

There is also a +1% chance for each turn over the Time Factor of the Dance/Chant User that possession by the Totem will make an animal form permanent. For example, if he was possessed for 67 turns and had a Time Factor of 16 turns (the duration of his normal trance), he would have a 67 - 16 = 51% chance of permanently remaining in an animal form. At the end of the possession, he would become a Lycanthrope capable of assuming human form during the day on 1-25%, but also shunning human society. Such a being retreats to the wilderness and acquires a band of 20 animal followers like himself. While not

hostile, he will be dangerous to all not of his kind. After 7 years, he will become a protective Spirit of the animals he resembles.

- A Dance/Chant trance may be extended beyond the Time Factor of the Magick User by the expenditure of 1 fatigue point per turn. However, such an extension will bring a risk of Possession by a Spirit of Totem rank.

## Mediums



Mediums have no Master, although they may be members of Magical Orders and have superiors in the Order. The Medium acquires a Spirit guide who is a long departed Magick User. The initial contact with the guide is achieved by trance practice, with a chance equal to the "Memory" percentage given for a particular trance level. Until he obtains his first contact with his guide, a Medium can perform no Magick.

In Spiritism and Spiritualism, the role of the medium is to be an intermediary between the world of the living and the world of the dead. Mediums claim the abilities to listen to and relate conversations with spirit voices; go into a trance and speak without knowledge of what is being said; allow a spirit to control their body and speak through it; relay messages from the spirits to those who wish to contact them with the help of a physical tool, such as a writing instrument.

Spiritualists classify types of mediumship into two main categories: "mental" and "physical". Mental mediums are believed to "tune in" to the spirit world by listening, sensing, or seeing spirits or symbols. Physical mediums are believed to produce materialization of spirits, apports of objects, levitation, and other effects such as knocking, rapping, bell ringing, etc. by using "ectoplasm" created from the cells of their bodies and those of seance attendees. During seances, mediums are said to go into trances, varying from light to deep, that permit their minds to be controlled by spirits.

Trance Level	BMR	Danger Point	%Memory	Number of Controls	Fatigue Loss
I	0	10 Turns	7 Turns	5%	1 (Spirit Guide) -20% Fatigue
II	1	15 Turns	9 Turns	7%	2 (Guide + 1 other) -25% Fatigue
III	2	20 Turns	12 Turns	10%	3 (Guide + 2 others) -30% Fatigue
IV	4	25 Turns	15 Turns	12%	4 (Guide + 3 others) -40% Fatigue
V	4	30 Turns	18 Turns	15%	5 (Guide + 4 others) -50% Fatigue
VI	7	40 Turns	24 Turns	21%	6 (Guide + 5 others) -75% Fatigue
VII	9	60 Turns	33 Turns	33%	7 (Guide + 6 others) -100% Fatigue

- A trance lasts for a variable duration, depending upon the wishes of the Medium. He will make contact with his Spirit guide in 1-6 turns after the beginning of the trance. Contact with any other Spirit is made 1-3 turns after the Spirit Guide attempts to find him. Except for the Spirit guide, any Spirit the Medium contacts will tend to evade a question. There is a +10% chance per level of the trance that a Spirit will answer 1-3 questions truthfully. Only information specifically and precisely demanded in question will be given.
- If the Danger Point is passed during a trance, the Spirit who is currently present will literally possess the Medium. During "possession," the Medium acquires the powers and knowledge of the "Control." However, Insanity may result at +5% chance per turn over the danger point, with the possibility being checked each 3 turns or part thereof. If Insanity occurs, the control is trapped in the Medium and the Medium's personality will change to that of the Spirit possessing him. However, the Medium will not possess any of the Spirit's powers. An Exorcism is necessary, but there is only a 1-10% chance the Spirit guide will be able to lead the Medium to any one Cleric capable of performing the rite. (Note, this percentage is reduced by a % equal to the level of the trance if over level I.)
- It is possible to remember 1 spell any Spirit teaches the Medium or casts during a state of "possession." If the Control is a Fighter, Thief, or Cleric during a "possession," remembering gives the Medium 1 ability which the Control possesses, but only at the current experience level and spell casting level of the Medium. However, to learn any spell above casting level 1, the Medium must remain in a trance state beyond the danger point for 1 turn per level of the spell before attempting to break contact. Upon his returning to consciousness, the Medium consults his chances of remembering by rolling percentage dice and comparing the result to the % Memory needed to learn the ability.
- A Medium must enchant a Crystal Ball by placing the quartz sphere in a mixture of the 22 correspondences required by the Sign of the Focus. Once the Crystal Ball has been fully enchanted, he may cast 3 spells per day through it + 1 spell per 4 MKL he has attained. This is the only way in which he may cast any Magick directly.

To determine the important characteristics of the Spirit guide, the following factors must be determined:

- Alignment
- Magick User Type
- Non-player experience Factor = 1d20 x 20
- Sex
- Non-player Spell Knowledge

To determine the important characteristics of a Spirit/Control, the following factors must be determined:

- Alignment
- Social Class and Vocation = Refer to Social Class Table
- Non-player Experience Factor = 1d20 x 10
- Sex

The age of any Spirit before it died is found by dividing the Experience Factor by 2. The Minimum Experience Factor is 30. For additional "color," another player may give details as to how long ago the Spirit died, where it lived, etc.

## Shamen



Like Dance/Chant Users, Shaman belong to an ancient magical tradition. Because they are quasi-religious figures, Shaman acquire the following Clerical "Miracles" in addition to any spells they may learn:

- MKL 1 = Cure Minor Wounds
- MKL 2 = Cure grievous Wounds, Remove Curse
- MKL 3 = Neutralize Poisons
- MKL 4 = Speak with Animals
- MKL 6 = Exorcism
- MKL 7 = Speak with Plants
- MKL 10 = Raise Dead
- MKL 16 = Raise dead Fully

Shamanism is a range of traditional beliefs and practices concerned with communication with the spirit world. A practitioner of shamanism is known as a shaman. There are many variations of shamanism throughout the world and several common beliefs are shared by all forms of shamanism. Shamans are intermediaries between the human and spirit worlds. According to believers, they can treat illness and are capable of entering supernatural realms to provide answers for human beings.

Shamans gain knowledge and the power to heal by entering into the spiritual world or dimension. Most shamans have dreams or visions that tell them certain things. The shaman may have or acquire many spirit guides, who often guide and direct the shaman in his travels in the spirit world. These spirit guides are always present within the shaman though others only encounter them when the shaman is in a trance. The spirit guide energizes the shaman, enabling him to enter the spiritual dimension. The shaman heals within the spiritual dimension by returning 'lost' parts of the human soul from wherever they have gone. The shaman also cleanses excess negative energies which confuse or pollute the soul.

The shaman communicates with the spirits on behalf of the community, including the spirits of the deceased. The shaman communicates with both living and dead to alleviate unrest, unsettled issues, and to deliver gifts to the spirits. Shamans assist in soul retrieval. In shamanism it is believed that part of the human soul is free to leave the body. The soul is the axis mundi, the center of the shamanic healing arts. Shamans change their state of consciousness allowing their free soul to travel and retrieve ancient wisdom and lost power.

Because a portion of the soul is free to leave the body it will do so when dreaming, or it will leave the body to protect itself from potentially damaging situations, be they emotional or physical. In situations of trauma the soul piece may not return to the body on its own, and a shaman must intervene and return the soul essence.

Shaman have Masters, from whom they learn their Magick. They may cast spells directly, or they may go into a trance which enhances their ability to enchant materials or cast spells by 25%. In the trance state they may also summon demons:

Level	BMR	Duration	Danger Point	Summoning	Enchantment	Targeting	Fatigue Loss
I	1	7 Turns	1d6 Turns	Spirit I	-	+10%	-5%
II	2	9 Turns	2d6 Turns	Spirit II	-1/2 BMR	+10%	-5%
III	3	12 Turns	3d6 Turns	Totem III	-1/2 BMR	+10%	-10%
IV	4	15 Turns	3d6 Turns	Totem IV	-1 BMR	+15%	-20%
V	5	16 Turns	4d6 Turns	Totem V	-1 BMR	+15%	-30%
VI	6	21 Turns	4d6 Turns	Totem VI	-2 BMR	+20%	-40%
VII	7	24 Turns	5d6 Turns	Totem VII	-2 BMR	+20%	-50%
VIII	8	27 Turns	6d6 Turns	Totem VIII	-2 BMR	+20%	-60%
IX	9	30 Turns	6d6 Turns	Totem IX	-3 BMR	+25%	-75%
X	10	36 Turns	7d6 Turns	Totem X	-3 BMR	+25%	-100%

If the "danger point" is exceeded, one fatigue point is lost for each turn over the danger point the trance lasted. The trance duration is fixed and cannot be altered. If fatigue points are lost in excess of the total Fatigue Level, damage is assessed against the body of the Shaman. No movement is allowed on the part of the Shaman while in a trance. If he moves or is disturbed by a violent blow, 1-20% Fatigue (minimum of 1 point) will be lost, with a 1-20% chance of 1-6 points of damage to the body as well.

1. Shaman will enchant a Focus, a "Medicine Bundle" composed of the 22 Correspondences favored by the Sign of the focus. The favorable Sign is revealed to the Shaman by his Totem Spirit when he goes into the wilderness to fast and meditate for 21 days. The Totem will appear in the form of an animal (see Dance/Chant Magick for details).
2. The Shaman must enchant potions containing spells he has learned. He will also enchant Protective Amulets.
3. Demons summoned by a Shaman are of the Totemistic variety dealt with in Dance/Chant Magick.
4. There is 5% chance per Body point lost during the trance that the Spirit will possess the Shamam. Consequently the Shaman is possessed both mind and body, either forced or willingly, and become a Shade. Since only an evil spirit

would welcome the opportunity to enter and control the body of a living creature, Shades are altogether vile and cruel. Nevertheless, they are also intelligent and cunning, and skilled in magick and swordplay. They have superhuman abilities, such as the ability to see as clearly at night as they could during the day. A Shade can only be killed by being stabbed through the heart; otherwise, it will merely be temporarily disembodied, and will reappear elsewhere, stronger than ever and healed. Shade have crimson hairs and their faces are deathly white with the appearance of a death mask or a polished skull that had its skin pulled back to give the appearance of life. Their teeth are filed to points with narrow lips.



## The Minor Arcane

- Alchemist
- Artificer
- Diviner
- Hex Master

## Alchemyp



Alchemyp is an influential philosophical tradition whose early practitioners' claims to profound powers were known from antiquity. The defining objectives of alchemyp are varied; these include the creation of the philosopher's stone possessing powers including the capability of turning base metals into the noble metals gold or silver, as well as an elixir of life conferring youth and immortality. Alchemists usually come in two types: those who are medically oriented and are Physicians as well as Alchemists (1-65%); and those who are philosophically oriented and seek to know the ultimate nature of things (61-100%). Physician-Alchemists may learn basic spells of curing (see Clerical Miracles) for Minor Wounds and Serious Wounds at spell level 1 at BMR 1, and for Disease at level 2 at BMR 2.

Alchemyp (Arabic: al-khimiya) is both a philosophy and a practice with an aim of achieving ultimate wisdom as well as immortality, involving the improvement of the alchemist as well as the making of several substances described as possessing unusual properties. The practical aspect of alchemyp generated the basics of modern inorganic chemistry, namely concerning procedures, equipment and the identification and use of many current substances.

Alchemists are the source of much of the world's most important Magick materials needed to produce devices of the greatest Power. These materials are the by-products of the Alchemical operations performed in the course of the Alchemist's transmutation of the metals and the commencement of the Great Work. The Alchemist's goal is to become the Archeus. To be an Archeus was to teach the supreme mystical state, the identification of the self with the Divine unity of all things. Alchemyp, furthermore, is the exclusive pursuit of Men, for it belongs not to the temperament of Elves, Dwarves, or Hobbits.

Rank	MKL	Proficiency	Task which Must Be Mastered to Advance in
Novice	1	Tending the Master's Fires*	
Apprentice III	2	Conquest of the Common Metals I*	
Apprentice II	3	Conquest of the Common Metals II*	
Apprentice I	4	Grasp of all the Common Compounds*	

Scholar IV	5	First Entity of Liquids
Scholar III	6	First Entity of Liquids*
Scholar II	7	First Entity of Herbs
Scholar I	8	First Entity of Herbs
Master II	9	First Entity of Gems: Emeralds
Master I	10	First Entity of Gems: Emeralds*
Sage II	11	First Entity of Gems: Sapphires
Sage I	11	First Entity of Gems: Sapphires*
Adept VIII	13	First Entity of Gems: Rubies
Adept VII	14	First Entity of Gems: Rubies*
Adept VI	15	First Entity of Gems: Diamonds
Adept V	16	First Entity of Gems: Diamonds*
Adept IV	17	First Entity of Metals: Lead*
Adept III	18	First Entity of Metals: Iron, Copper, Zinc*
Adept II	19	First Entity of Metals: Gold, Platinum, Mercury*
Adept I	20	The Philosopher's Stone and the Elixir*
Archeus	21	The Great Work
Archeus Magnus	22	The Great Work

Unlike other Magick Users, Alchemists advance in Magick level and Spell Casting level according to their success with the tasks set for them at any stage of their careers. When a task is completed at any level, the Alchemist automatically moves to the next MKL and casting level. Experience points are used only to determine body and fatigue points, and to establish the Alchemist's fighting ability. An Alchemist cannot move to a higher level of proficiency in Magick, however many experience points he has, if he has not completed an assigned task.

An Alchemist cannot advance past MKL 6 until he has completed the First Entity of Liquids. However, through experience gained by performing various forms of magick (enchanting potions, etc.) he can advance within the Task from MKL 5 to MKL 6. Use the Relationships of Magical Proficiency to find the total experience required. For example, a Scholar IV would be at 200,000 - 300,000 experience points; at 300,001 experience points, he would advance to Scholar III at MKL 6. However, despite the fact that he subsequently acquired another 100,000 experience points and reached 400,001, until he discovers the First Entity of Liquids he cannot attain MKL 7. This example holds true for all two-phase tasks as well as for single-phase tasks.

TENDING THE MASTER'S FIRE: The Novice is any character who is deficient in the Second Requisite (Dexterity 1-12). He must spend 1 year tending the Master's many experiments until he settles down a bit. During this period, no Magick may be performed or spells learned. The Novice may be sent out on "errands," however.

CONQUEST OF THE COMMON METALS I: The Apprentice learns of the each of the common metals (lead, zinc, bismuth, iron, steel, copper, brass, bronze, silver, gold, platinum, electrum, and Mithril). Apprentices with INT below 19 learn 1 metal per month, INT of 16-20 learn 2 metals per month; INT/20+ learn 1 metal per month. 1000 experience points + 200 per month spent are awarded at the completion of the task, and the Apprentice advances to the next Magick Level. And yet, no other magick is performed.

CONQUEST OF THE COMMON METALS II: The Apprentice learns 14 Detect Metal spells of casting level 1 and BMR 1. When the spells are learned, he will have a permanently operating Detect Metal spell which reveals the presence of any metal when he looks at a sample, including whether it is common metal or metal from a Dwarfish, Dragon, or Alchemical source. Experience points are awarded for learning the spells. The Apprentice can now enchant any metal by reducing the BMR by 40% + % equal to 2 x MKL per spell of enchantment. (See Enchanting Materials). He writes down the spells and other information he has on the common metals in a book in 10 + 1-20 days, then advances to the next Magick Level.

GRASP OF ALL THE COMMON COMPOUNDS: The Apprentice literally learns each material in the Magick Material Table (except metals). Apprentices with INT below 15 learn 20 materials per month. INT 15-20 learn 30 materials per month; INT/20+ learn 50 materials per month. When a material is learned, the Apprentice also learns to enchant it by reducing the BMR by 40% + % equal to 2 x MKL per spell of enchantment cast. He may also begin to learn spells up to his casting level which he may place in materials to make potions, powders, perfumes, and the like. He is limited, however, to spells which affect matter (Basic Magick), curative spells, and poisons (Black Magick). He may duplicate any other potion or powder which comes into his possession, however, provided the spell contained in the original sample is not above his casting level. The Apprentice must spend 1/2 of his time learning the common compounds; the "free" time may be spent in other activities. At the completion of the task, 1000 experience points + 200 per month spent in learning is awarded, and the Apprentice advances to the Next Magick Level.

THE FIRST ENTITY OF LIQUIDS: The Scholar begins the first stage of real Alchemy, which is to produce the Philosophical Sulfur. This is a Stage I process (see "Alchemical Operations" below) and requires 1 cask of wine, 7 liquids, 7 flowers, 7 essences, and 21 Organics. Success with the task earns 10000 experience points and the Scholar goes to the next Magick Level. Only 1 week at the start of each operation is taken up in the task; the remaining time is open for any other activity.

THE FIRST ENTITY OF GEMS: For the Alchemist, the main product of the First Entities of Gems is the Great Water of Emerald, Sapphire, Ruby, and Diamond. These and other by-products are discussed below. Until the Alchemist has succeeded in producing the Great Waters in order, he cannot proceed to the one below:

- Emerald: A Stage I operation requiring 3 Dr. of raw emeralds (2 Dr. of cut or 1 Dr. of Dwarf-cut), 7 flowers, 7 liquids, 7 powdered skins, 7 bones, and 7 Organics. On completion of the task, 10000 experience points are awarded. Only 1 week at the start of each operation is taken up by the task; the remaining time is free.
- Sapphire: A Stage II operation requiring 3 Dr. of raw

sapphires (2 Dr. cut or 1 Dr. Dwarf-cut), 7 liquids, 7 ground metals, 7 horns, and 7 Organics. On completion of the task, 25000 experience points are awarded. Only 1 week at the start of each operation is required by the task; the remainder is free.

- Ruby: A Stage III operation requiring 2 Dr. of raw rubies (1 Dr. of cut or 1/2 Dr. of Dwarf-cut), the blood, bones, and skins of 14 different Monsters, 7 Earths, and a 1/4 Dr. pinch of pepper. 10000 experience points are awarded upon completion. Only 1 week at the start of each operation is required by the task; the remainder is free.
- Diamond: A stage IV operation requiring 1 Dr. of raw diamonds (1/2 Dr. of cut or 1/4 Dr. of Dwarf-cut), 14 Organics, 7 bloods, 7 waters, and 1 sunflower ground in 10 square inches of dragon skin. 40000 experience points are awarded upon completion. Only 1 week is required at the start of each operation; the remainder is free.

THE FIRST ENTITY OF METALS: For the Alchemist, the main product of each First Entity of a metal is the "mercury" or clear liquid which is obtained: Lead: A Stage II process requiring 1000 Dr. of lead, 1 sapphire, and 7 essences. 20000 experience points are awarded for success.

- Iron: A Stage III process requiring 500 Dr. of iron, 1 ruby, and the blood of 14 different creatures. 10000 experience points are awarded for success.
- Copper: A Stage III process requiring 250 Dr. of copper, 1 emerald, and 7 bones. 10000 experience points are awarded for success.
- Silver: A Stage III process requiring 100 Dr. of silver, 1 diamond, and 7 liquids. 10000 experience points are awarded for success.
- Gold: A Stage IV process requiring 50 Dr. of gold, 1 diamonds, 7 liquids, and 1 sunflower. 40000 experience points are awarded for success.
- Platinum: A Stage IV process requiring 25 Dr. of platinum, 3 diamonds, 7 liquids, 7 essences, and 1 Black Rose, 1 Black Lotus, and 1 Black Poppy. 40000 experience points are awarded for success.
- Mercury: A Stage IV process requiring 5 Dr. of Quicksilver (Mercury) ; 3 Elvish Oak; freshly cut; 1 diamond; and the blood of a freshly killed Troll or Hobbit. 40000 experience points are awarded for success.

THE PHILOSOPHER'S STONE: A Stage V process requiring 7 parts Philosophical Sulfur, 7 parts Philosophical Salt, 7 parts of each of the 7 "Mercuries" of the metals, and 7 parts of Great Water. Each "part" is equal to 7 Dr. or 10 "doses."

THE ELIXER: A Stage V process requiring 7 parts Philosophical Sulfur, 2-7 Parts Philosophical Salt, 2-7 parts of each of the 7 "Mercuries," and 6-14 parts of Great Water. Each part is equal to 7 Dr. or 10 "doses."\*

\*Both the Philosopher's Stone and the Elixir earn 100000 experience points for success.

THE GREAT WORK: The Great Work is a most difficult Stage VI operation requiring new ingredients to be added at every 4th step of the process, just before the end of the 4th, 8th, and 12th steps.

The materials and their proportions are:

Material	1st Step	4th Step	8th Step	12th Step
The Phil. Stone	1	-	-	-
The Elixir	-	-	1	-
The Great Fire	-	-	-	1
The 4 Waters	4	-	4	-
The Phil. Sulfur	-	1	-	1
The Phil. Salt	1	-	1	-

Each part is equal to 1 Stone, 7 Dr., or 10 "doses."

The Great Fire is acquired by the Archeus drinking 1 dose of each of the 7 Mercuries and the 4 Waters, with a 10% chance of being poisoned. He then reduces the spell from BMR 10 to BMR 0 at 100% to enchant the Great Fire that will heat the crucible in which the Great Work will be conducted.

## Advanced Alchemical Operations



he Alchemical operations required to produce the Great Waters, the Mercuries, the Philosopher's Stone, the Elixir, and the Great Work are complex and require considerable time to perform. The time frame for each step is the Philosophical Month (30 days + an extra 1-100 days divided by the MKL of the Alchemist). The time is reduced by the Astrological bonus of the Alchemist. The materials do not have to be enchanted as these are chemical processes.

Stage	A	B	C	D	E	F	G	H	I	J	K	L
I	1	1	1	-	-	-	-	-	-	-	-	-
II	1	1	1	1	1	1	-	-	-	-	-	-
III	1	1	1	1	1	1	1	1	-	-	-	-
IV	1	1	1	1	1	1	1	1	1	-	-	-
V	1	1	1	1	1	1	1	1	1	1	1	-
VI	1	1	1	1	1	1	1	1	1	1	1	1

Once the Alchemist has mastered the process of making any of the Waters, etc., he will always be able to duplicate the process in the minimum time (1 month - 30 days) and may prepare more than 1

mixture at a time.

- A) Calcination: Heating the material in air until it is reduced to a fine powder to remove all of the "surface qualities."
- B) Solution: Dissolving the calcinated powder in "a mineral water which shall not wet the bonds." This produces a "fusion" of the materials.
- C) Separation: Dividing the materials into their original components to separate the "pure" from the "impure." A by-product called "Magick Oil" is obtained.
- D) Conjunction: Reunifying the materials to obtain the "first form" of the material before it acquired the "accidents of nature." This produces an Alchemical by-product known as the "Oil of the Philosophers."
- E) Putrefaction: Warming the material in water or fermenting dung, the "rotting death" that leads to the "rebirth" of the material. A by-product produced by the process is a second-grade Oil of the Philosophers useful for poisons and Curses.
- F) Coagulation: Crystallizing a white solid from the liquid produced by putrefaction to create the "embryonic" or "new" material.
- G) Cibation: Feeding the embryonic material with honey, milk, celadine, etc.
- H) Sublimation: Warming the embryonic material in water or fermenting dung, passing it several times from liquid to solid states to rid it of its "infirmities" resulting from the new birth. A "Sulfur" is obtained, which is retained for Step K.
- I) Fermentation: Extracting the "true life" or "Mercury" of the material.
- J) Exaltation: Heating the "Mercury" to the highest intensity to purify it.
- K) Multiplication: Reuniting the Sulfur and the Mercury.
- L) Projection: Applying the product to the external world.

If any stage fails, there is a 35% chance + Astrological bonus of the Alchemist that he may "save" the materials and merely repeat the step, taking a full 130 days. Otherwise, all of the materials will be "ruined" and he will have to begin again at Step A. The "ruined" materials are discarded, for they are useless.

## Alchemical Products and By-Products



The Alchemical processes outlined above are fairly authentic, except for the "recipes," which were included for purposes of playing Chivalry and Sorcery. The products and the by-products produced are again authentic; and once more some of their properties have been modified for the game.

THE FIRST ENTITY OF LIQUIDS results in the following products:

1. Philosophical Sulfur: 3 + 1-6 Dr. used in Alchemical operations.
2. Magical Oil (Oleum Magicale): 10 + 1-50 "doses" of clear oil which magnifies the quantity of any non-medical potion by 1-6 doses. It also reduces fatigue point loss by 1/2 if it is used to coat a Focus (1 dose per day for 21 days). If it is sprinkled on an object, it lowers the BMR by 1-2.

THE FIRST ENTITY OF HERBS results in the following products:

1. Philosophical Salt: 3 + 1-6 Dr. used in Alchemical operations. The Salt can also be substituted for any Organic and is at BMR 0. Minimum enchantment amount = 1/20 Dr.
2. Waters of the Wise (Aqua Verti): 10 + 1-50 "doses" of pure "waters" which magnify the quantity of any medical potion or potion of heroism, longevity, or other body-changing spell. Consumed by itself, 1 dose increases saves vs. Commands by +10% + 1-20%, and reduces targeting by enemies using any spell by -10% - 1-20%. Having a BMR of 10 itself, it increases the BMR of any object it is sprinkled on by 1-6. A non-Dwarvish Weaponsmith/Artificer will need the Waters of the Wise to put the final temper into any Weapon above +3 (Except Elvish arrows and bows). Applied to leather armor, -5% is obtained per application of 1-3 doses until -25% is reached.

THE FIRST ENTITY OF EMERALD results in the following products:

1. Great Water of Emerald: 10 + 1d100 "doses" of emerald green "waters" used to create the Great Fire. It also can be used to make a potion of protection vs. Illusions which gives the user True Sight for 1-6 hours (True Sight spell does not have to be known to produce the potion.)
2. Alchemist's Emerald: A 200 ct. emerald which amplifies the effect of all spells of Command and Illusion by 1 proficiency grade. It improves recharge rates by 1 spell charge per day when placed in a device.

THE FIRST ENTITY OF SAPPHIRE results in the following products:

1. Great Water of Sapphire: 10 + 1-100 "doses" of pale

blue "waters" used create the Great Fire. Used in potions of Detection, Communication, Reading, Speaking, and other related spells, it magnifies the quantity produced by 1-10 doses per "dose" of the Water used.

2. Alchemist's Sapphire: A 200 Ct. sapphire which will contain as many spells of Detection, Communication, or Transportation as the Magick User wishes to store in it. Also, when these spells are cast against the possessor of a Sapphire, the gem reduces targeting to the next lowest level (e.g.: Superior to Equal). It improves recharge rates by 2 spell charges per day when placed in a device.

THE FIRST ENTITY OF RUBY results in the following products:

1. Great Water of Ruby: 10 + 1-100 "doses" of blood-red "waters" used to create the Great Fire. Used in potions of Protection, it will reduce targeting of any spell by -10%. Used in any potion containing a harmful spell, it increases targeting by +10%. Consumed by itself, it renders the drinker immune to all forms of Fear or loss of morale for 1-6 hours per dose.
2. Alchemist's Ruby: A 200 ct. ruby which will, if placed in the pommel of a sword, increase damage inflicted by 1-10 points and increase hit and parry bonuses by +10% and -10%, respectively, with 1-3 extra blows per turn. If worn as an Amulet by a military engineer or Artificer/Weaponsmith, it will reveal weak points in a fortification and give him 95% accuracy when firing war engines. Ground into a fine powder and fed to a War Horse, it will turn the animal into a Great Horse in 1-7 weeks. Further, the Great Horse will breed true 1 out of 3 times, so that his offspring will be Superior to Great Warhorses.

THE FIRST ENTITY OF DIAMOND results in the following products:

1. Great Water of Diamond: 10 + 1-100 "doses" of crystal "waters" used in making the Great Fire. When mixed with 3 doses of Magick Oil, 3 doses of Waters of the Wise, and 7 essences, 1 dose of Water of Diamond will produce a potion that reduces the time to enchant 7 materials to 1/2 the spells normally required. Such a potion also reduces the BMR of any spell to be learned by 2 BMR, in addition to the 1/2 spells required normally. INT is increased temporarily to 25 for 1-6 hours as well.
2. Alchemist's Diamond: A 200 ct. diamond which, when placed into a Focus, reduces fatigue point loss for casting any spell through the Focus to 1 point per spell. It improves recharge rates by 5 spell charges per day when placed in a device.

THE FIRST ENTITY OF METALS result in the following products:

1. True Lead: 100 Dr. of lead so resistant to Magick that no spell can penetrate it. When mixed in the ratio of 1 Dr. of True Lead to 10 Dr. of paint (1 gallon), it can be used to "anti-magick" a wall, floor, etc., of 1000 square feet so that no spell would pass through it. It can also be made into a glossy lacquer than can be applied to armor, giving it -10% against all spell targeting, provided that it is a full suit of armor. True Lead is necessary to bind level VII-X Demons.
2. Star of Iron: 50 Dr. of iron which is the basis of all the Great Swords: Vorpall Blades, Dancing Swords, Holy Swords, Soul-Drinkers, and Bane Swords. It is also necessary to the fashioning of Magick Armor -4 to -5, Shields -4, and the like. The alloy needs is 1 Dr. of the Star to 3 Dr. of iron, and all must be enchanted.
3. Star of Copper: 25 Dr. of the Star is produced. The Star of Copper is most useful in fashioning enchanted books and scrolls, for if it is used (powdered) in Magick Inks, it reduces writing time to 50%. Used in a device or Focus, it will increase recharge rates by 1 spell per day when used with any 7 Gems or 1 Alchemical Gem. Used in enchanting an Amulet of Protection or a Talisman, enchantment time for the object is reduced by 1/2, and 1-6 additional spells may be placed in it.
4. Star of Silver: 10 Dr. of the Star is produced. The Star of Silver must be used in fashioning of all magical mirrors, Amulets of Night Vision, Cloaks or Helms of Invisibility, and the like. Used in an enchanted cross, it will repel all Undead 20% of the time for 1-6 turns (more in the case of Vampires). Used in a device or Focus, it increases recharge rates by 1 spell per day when used with any 7 Gems or 1 Alchemical Gem. When used as a setting for an Alchemical Sapphire, 1-6 additional spells may be placed in the device.
5. Star of Gold: 5 Dr. of the Star is produced. When used in a device containing spells of Fire (Basic Magick), the Star will hold all such spells. The Star is also used in most Rings because it has the virtue of increasing the total spell capacity of a Ring by 22 spells. When used as a setting for Alchemical Rubies or Emeralds, it increases recharge rates by 1 spell per day and triples the number of charges in the device.
6. Star of Platinum: 1 Dr. of the Star is produced. When used in a device containing spells of Water (Basic Magick), the Star will hold all such spells. The Star is most effective as a setting for Alchemical Diamond because it has the virtue of making the Diamond capable of storing 22 spells; and the recharge rate is increased by 3 charges per day, with 1000 charges in the device.
7. The Fixed Mercury: 1/10 Dr. of the Fixed Mercury is

produce This exceedingly rare material has infinite spell capacity, contains 5000 charges, and recharges any device at the rate of 25 charges per day. It has no BMR whatsoever, and any spell may be placed in it instantly. It resembles ordinary silver, however, and only an Alchemist will recognize its true identity all of the time. (Even the Diviner has only a 10% chance of identifying Fixed Mercury.)

8. The "Mercuries": Each one of the processes for the First Entities of Metals produces a "mercury" or liquid which is the "essence" of the metal, just as the Stars are the quintessence of their solid properties. 7 + 1-100 doses of each "Mercury" will be produced. When mixed in equal proportions, the universal Solvent is created, a very fascinating liquid which will dissolve 1-10 cubic feet of anything for 1-100 turns. (The Alchemist does not mix the solvent until it is needed.) The "Mercuries" are also vital to the creation of the Stone and the Elixir.

**THE PHILOSOPHER'S STONE** (lapis philosophorum): These legendary alchemical substance is capable of turning base metals (lead, for example) into gold (chrysopoeia) or silver. The philosopher's stone is the central symbol of the mystical terminology of alchemy, symbolizing perfection at its finest, enlightenment, and heavenly bliss. The Stone is the Focus for what will become the Alchemist's greatest achievement. At the moment, the Stone is totally inert, for it is not until the completion of the Great Work that it acquires its powers. From 1-10 stones are produced. The Stone is valuable to other Magick Users as well, for it has the virtue of being able to store 78 Basic Magick spells. There is also a by-product, a fine white ash which has BMR 0 at 100%. From 1-100 applications of the ash is produced, and when 1 pinch is put into a batch of potion (1-10) it will triple the amount produced.

**THE ELIXIR:** The Aqua Vitae or Elixir of Life is the sole product of the operation, and 50 + 1-50 "doses" are obtained. One dose of the Elixir will cure any wound, however grave, and no recuperation time is required. When mixed with the Great Waters in equal parts and run through a Stage III operation, the Water of Regeneration will be produced 98% of the time, with 1-3 doses being produced. When mixed with the blood of a Lycanthrope, the Water will permanently give the drinker +1 point of regeneration per turn. One dose of Aqua Vitae mixed with 7 doses of any healing potion will produce 7 doses of universal Antidote against any poison. By taking 21 doses of Universal Antidote, mixed with the great poisons, permanent immunity to poison will result. Finally, by mixing 3 doses of Aqua Vitae, 7 doses of Water of Regeneration, and 7 doses of Universal Antidote, 1-3 doses of the Potion of Longevity is produced in 7 Philosophical Months. This potion adds 300 years to the life of the person drinking it, gives him immunity to all disease and poison, prevents the infirmities of old age, and gives him a Constitution of 20.

**THE GREAT WORK** (Magnum opus) results in a product at the end of each 4 steps in the operation:

Step 4: The Seed of Metals is obtained. The Seed is removed from the process and placed in a crucible, along with all of the materials required by the First Entities of Metals. A Stage III operation is performed with 100% chance of success. The "germinated" seed is then planted in solid rock and produces:

1-5%	1000 Dr. True Lead	+ 90000 Dr. of Lead
6-35%	350 Dr. Star of Iron	+ 75000 Dr. of Iron
36-55%	175 Dr. Star of Copper	+ 60000 Dr. of Copper
56-70%	70 Dr. Star of Silver	+ 50000 Dr. of Silver
71-85%	35 Dr. Star of Gold	+ 25000 Dr. of Gold
86-95%	7 Dr. Star of Platinum	+ 1000 Dr. of Platinum
96-100%	1 Dr. Fixed Mercury	+ 500 Dr. of Quicksilver

Step 8: At the end of the Sublimation process, 21 bean-like objects are found with the "embryonic" material. These "beans" are the Homunculi: 1-20% = Human; 21-60% = Animal; 61-100% = Monster. The creature, if human, will become the "son" of the planter and has superior Prime Requisites (12+ in all categories except variable Alignment). An animal or Monster will be utterly under the control of the planter. Animals have 3 x the hit points and +20% additional hit bonus. Monsters will be of an utterly new species 25% of the time (the planter can choose the characteristics and design the Monster)

Step 12: The Philosopher's Stone: The Archeus now has a Focus of great Power which permits him, and only his, to cast any spell he desires. In short, it grants "wishes" in the sense that anything possible to Magick is within the power of the Philosopher's Stone to grant. The Stone always has a fully enhanced targeting percentage and the Archeus is always rated at the Superior Magick User level for purposes of offense and defense. Each month thereafter, the Archeus has a 10% chance of being summoned to the mysterious Council of the Wise, at which point he disappears from the knowledge of the world, leaving behind all of his materials, writings, and works intact.

## Artificers



Artificers are the Magick Users who fashion many of the "public" magical devices found in the world--devices usable by anyone. Artificer worked what appeared to be miracles with metals in order to create weapons and armours, which appear so perfect that to the layman, they seemed to have been fashioned by magical rather than by ordinary means. The Artificer's art was founded on experience hard-won from generation after generation of trial and error.

Such highly specialised knowledge and skills were passed down from Master to Apprentice as priceless secrets to be kept exclusively within a small brotherhood of the initiated. They were secrets not

to be shared promiscuously with anyone who wanted to know. Thus, while there were many smiths who could work with metal, their skills were crude by comparison, and even the typical Armourer lacked the insights and skills known to the chosen few. Thus the mystique of the Master Artificer was only strengthened, for the magical quality of his Art was clear for all to see and believe.

In order to learn the Secrets of the Masters so that he will be able to craft magical arms, the Apprentice Weaponsmith must first be accepted into a Guild of Artificers. The Guild has always jealously guarded all knowledge of their secret processes. Indeed, should anyone be in the business of fashioning armaments and armours of magical quality without being a member of the Guild in good standing, the Guild will quickly act to suppress his unauthorised work by whatever means it finds needful.

There are 3 kinds of Artificer:

1. **WEAPONSMITH:** A maker of Magick swords, weapons, and armor. Dwarves are Weaponsmiths 70% of the time, if male.
2. **JEWELSMITH:** A maker of amulets, rings, and all other kinds of Magick Jewelry. About 10% of male Dwarves and 85% of female Dwarves are this type of Artificer.
3. **MECHANICIAN:** A maker of large-scale magical devices such as war engines, robots, etc. About 20% of male Dwarves and 15% of female Dwarves are this type of Artificer. When a character rolls an Artificer, the type of Artificer is determined by the following:

Weaponsmith: Greater Strength than Intelligence or Wisdom.

Jewelsmith: Greater Wisdom than 10 or Strength.

Mechanician: Greater 10 than Strength or Wisdom.

In the case of Dwarves, the characteristic applying to the percentage determination for a type of Artificer will be raised, if necessary, to meet the requirements of this type.



### THE MOST HONOURABLE GUILD OF MASTER ARTIFICERS

Since the organisation is a secret international society within the various Artificer's Guilds, no mere weaponsmith or armourer is automatically made a member of the Most Honourable Guild of Master Artificers. The Guild has the dual purpose of preserving and passing on the magical secrets of arms crafting to "worthy" individuals while protecting those secrets from spreading beyond the trusted inner circle of initiates. This exclusive inner circle of Master Artificers has a very demanding list of requirements for membership:

1. A candidate must be nominated for membership by a Master Artificer who knows of his character and skill and is prepared to vouch for him. The nominator is typically the Master whom the candidate served as an apprentice Armourer.
2. Minimum attributes required for membership are: STR/14+, CON/13+, DEX/13+, INT/12+, FER/10+.
3. The candidate must swear the most solemn of oaths on pain of death not to pass on the secrets of his high craft to any individual except one approved by the Guild. However, renegades can exist, teaching the Secrets of the Masters to lesser Weaponsmiths.
4. The candidate must swear that he will work only with those Magics approved by the Guild as "trustworthy friends devoted to the noble purposes of the Guild."
5. The candidate must swear upon sacred objects that he will fashion armaments and armours that are intended only for the most just of purposes, in service of the forces of

Light and Justice.

- The candidate must swear, upon pain of death, that he will not reveal the secret recognition signs and signals that identify a member of the Guild to another.

A Guildsman is under an absolute obligation to extend his hospitality, protection, and unstinting aid and assistance to anyone who gives the requisite recognition signs and signals identifying him as a Fellow of the Guild.

The Guild organisation is as follows:

- Grand Master Artificer** (75 status points): The international head of the Guild.
- Grand Master of Arms** (60 status points): The national head of the Guild. The Grand Masters form the governing High Council of the Guild under the Grand Master Artificer.
- Master of Arms** (45 status points): A member of the National Council of the Guild. The Council is made up of a total of 6 plus the Grand Master of Arms and it decides upon the worthiness of all candidates for Guild membership and enforces the rules and edicts of the Guild within its own national area.
- Master Artificer** (35 status points): A Guild member.
- Journeyman Artificer** (20 status points): A member, who must serve three months intensive training under the guidance of a Master Artificer, during which time he is taught the Secrets of the Masters. Such individuals are typically Master Armourers and Weaponsmiths in their own right.

It should be noted that members of this secret order are also members of the Guild of Armourers and Weaponsmiths, one to which less exalted craftsmen belong. They may or may not be officers in that more mundane Guild, but their status within it will not reflect their status in the secret organisation to which they belong (else it would not be secret!) However, their extraordinary skill in fashioning armaments and armours of greatly superior quality often gains them great respect among their colleagues, who wonder how they do it!

## Weaponsmith Artificers



Weaponsmiths have the skills of a blacksmith, armorer, foundryman, and fighting man. The Weaponsmith is the only non-noble who has the right to carry Chivalric arms, including the great sword of a Knight. Because of his unique vocation, he is as well trained as any Knight (Dwarves don't ride) and he is also versed in the use of all missile weapons.

- Weaponsmiths can enchant 3 Dr. of material per MKL each time they cast a spell of enchantment. In addition, they acquire the following abilities as they advance in magical proficiency:

- MKL 2: +1 weapons, -1 armor
- MKL 3: +2 weapons, -1 shields
- MKL 4: +3 weapons, -2 armor
- MKL 5: -2 shields
- MKL 6: -3 armor
- MKL 7: -3 shields
- MKL 8: +4 weapons
- MKL 9: -4 armor
- MKL 10: -4 shields
- MKL 11: +5 weapons, +5 bows
- MKL 12: +6 swords
- MKL 13: Flaming Sword
- MKL 14: Ego Swords
- MKL 15: +7 swords
- MKL 16: Work Mithril
- MKL 17: -5 armor, Bleeding Sword
- MKL 18: -5 shields
- MKL 19: +8 swords, Demon Armor
- MKL 20: +9 Dancing Sword
- MKL 21: +10 Bane Sword, Demon Weapon
- MKL 22: +10 Vorpal Blade, Holy Sword

- The Weaponsmith must enchant a number of Focusing devices. These are:

**THE ANVIL:** The Magick Anvil is fashioned from 50 Dr. of iron melted together with the 22 enchanted Correspondences favorable to the Sign of the Focus. It is used to forge all magical weapons. It is required for the testing of swords of great quality (+6 or higher) to see if they are capable of being thrice forged swords, and so will be able to take the enchantments necessary for the creation of the greatest of blades.

**THE HAMMER** (The Hammer of Vulcan): The Magick Hammer is fashioned from 7 Correspondences given for the Sign of the Focus and is used to forge all magical weapons. When used to forge any ordinary weapons, the Weaponsmith works at 3 x the rate of an ordinary armorer.

**THE TEMPER:** The magical liquid used to "quench" a red-hot blade and give it strength. The liquid is made from 7 liquids, 7 crushed rubies, and 21 herbs. Once enchanted, 100 to 200 "doses" of the Temper will be obtained. One dose of the liquid is added to the water used to place a temper in any magical weapon.

**THE FORGE** (The Forge of Vulcan): The Forge is fashioned from 500 Dr. of brick and 50 Dr. of iron. It takes 21 weeks to enchant - 1/2 MKL of the Weaponsmith. The Forge triples the amount of metal that the Weaponsmith can

enchant at any one time and also is utterly essential to the making of Dwarvish metals. (Dwarves have a +10% chance of learning how to make Dwarvish metals per MKL attained.) The Forge also has the additional benefit that Fatigue costs for spell casting are halved when the Artificer is within ten feet of the Forge, since it acts as a "focus" for his talents.

**THE TONGS:** The Journeyman Artificer must fashion a pair of Tongs as a simple magical device to maintain a sure grip on all metal armaments and armours of magical quality which he is fashioning.

**THE DRAWING KNIFE, THE CLAMPS & THE GLUE:** Any Artificer who wishes to fashion magical bows and arrows must also create these magical tools. The Drawing Knife is fashioned as a Lesser Focus and is essential to shaping the wood for any magical bow or magical arrow. The Clamps, which are fashioned as simple magical devices, are needed to warp wood into bows etc. One set of three clamps will be needed per bow the Artificer is working on. Typically, he keeps at least half a dozen sets around. The Glue is essential to fixing the feather fletching onto arrows, and it is prepared as a simple magical device, with one batch sufficient to fletch 99 arrows.

- FORGING WEAPONS:** In order to forge any magical weapon, the Weaponsmith must enchant the metal required to BMR 0 at 100% (see the list for weapon costs for weight). When the metal is enchanted, it must be heated in the forge. Once fully enchanted, the red-hot metal is then worked on the Anvil. All woods are "cured" by drying them near the forge. The time required for forging is:

- +1 weapon = 3 weeks
- +2 weapon = 5 weeks
- +3 weapon = 7 weeks
- +4 sword = 14 weeks
- +5 sword = 21 weeks
- +6 sword = 1 year
- +7 sword = 3 years

Only 1 day out of each week is spent working on the weapon. No other magick may be performed by the Weaponsmith, but he may work on ordinary weapons as well. Each time he works on the weapon, he must "quench" the metal in 1 dose of the Temper. +4 swords and above will require Dwarvish Steel or else thrice-enchanted steel. +6 swords require 1 Dr. of the Star of Iron to 3 Dr. of steel.

- TESTING THE TEMPER:** If a sword of +3 characteristics and over is fashioned, the Weaponsmith must "test the temper of the blade" by smiting it against the Anvil with all of his force. There is a 1-75% chance the blade will survive. If the blade shatters, it may be reforged in three weeks, during which time no other tasks may be performed. If the Weaponsmith is interrupted, he will have to start the 3-week period over from the beginning. If the blade shatters a second time, it will be set aside.

- THRICE FORGED SWORDS:** If a sword shatters twice when tested, it is clearly a blade that has been marked by destiny for some great purpose. Only thrice-forged swords may be turned into Dancing Swords, Bane Swords, Vorpal Blades, or Holy Swords. Such a weapon will invariably develop an Ego.

- FORGING ARMOR:** When forging magical armor, essentially the same procedure is followed as for magical weapons. The metal must be enchanted to BMR 0 at 100%. When heated, the metal is enchanted and afterwards is worked on the Anvil. Leathers are "cured" by smoking them above the fires of the forge. The time required is:

- 1 armor or shield = 2 weeks
- 2 armor or shield = 5 weeks
- 3 armor or shield = 7 weeks
- 4 armor or shield = 14 weeks
- 5 armor or shield = 21 weeks

This time is in excess of the time normally needed to fashion any armor or shield. The armor or shield must be coated with the Temper 3 times for each -1 enchantment worked on it. At the end of the time, the armor is fully enchanted. Only 1 day out of each week is needed to fashion the armor once the normal time to shape the armor has ended (see the list for weapon costs for time to make armor).

- BOWS & ARROWS:** Magical bows and arrows require Quality materials (usually yew wood but also horn etc, in the case of composite bows) plus the following materials: 1 quantity of precious metal (silver or gold) and 3 quantities of other materials appropriate to the bow/arrows, plus 3 quantities of materials to "anoint" the armament. All of these materials (including the metal, wood, etc, required to fashion the basic weapon) can be enchanted down to BMR\*0 beforehand.

Magical bows and arrows of +5 quality require those materials normally used in their fashioning plus the following materials: 1 quantity of precious metal (silver or gold) and 3 quantities of other materials appropriate to the bow/arrows, plus 3 quantities of materials to "anoint" the armament.

Arrows can each hold one spell of an offensive nature up to 2 ranks below their quality rank. A +8 arrow could thus hold up to one Rank 6 spell. The spell effects go

off instead of the arrow doing damage upon scoring a hit.

Magical composite bows, longbows, & arrows of +6 to +8 quality require those materials normally used in their fashioning plus 13 different magical materials consisting of 1 quantity of precious metal (silver or gold), an "energising" gemstone capable of holding at least 13 magical charges, and 5 quantities of other materials appropriate to the bow, plus 6 quantities of materials to "anoint" the bow/arrows. If the materials used are enchanted beforehand down to BMR\*0, a Magus can place magical spells in the completed armament as with any other magical device.

Magical longbows of +9 to +10 quality require those materials normally used in their fashioning plus 21 different magical materials consisting of 3 quantities of precious metal (silver or gold), an "energising" gemstone capable of holding at least 21 magical charges, and 9 quantities of other materials appropriate to the bow, plus 8 quantities of materials to "anoint" the bow. Magical Bowery must be used throughout by an Artificer. Note that such magical bows are fashioned with materials that can turn them into Greater Devices of Power. If the materials used are enchanted beforehand down to BMR\*0, a Magus can place magical spells in the completed armament as with any other magical device.

8. JAVELINS: Magical javelins of +1 to +5 quality require those materials normally used in their fashioning plus the following materials: 1 quantity of precious metal (silver will do) and 3 quantities of other materials appropriate to the javelin, plus 3 quantities of materials to "anoint" the javelin. All of these materials (including the metal, wood etc, required to fashion the basic weapon) can be enchanted down to BMR\*0 beforehand.

Magical javelins of +6 quality require those materials normally used in their fashioning plus the following: 1 quantity of precious metal (silver will do) and 3 quantities of other materials appropriate to the javelin, plus 3 quantities of materials to "anoint" the javelin.

Magical Javelins of +7 and +8 quality require those materials normally used in their fashioning plus the following: 1 quantity of precious metal (gold) and 3 quantities of other materials appropriate to the javelin, plus 3 quantities of materials to "anoint" the javelin.

9. SPECIALIZED WEAPONS: Egos traditionally are limited to Swords - and even then, only to swords of a noble cast, like Knight's Broadwords or Barbarian Longswords. Such weapons are rare in the legends, and should be distinguished from other weapons which bore names and were talked about as if they were people, but were, in fact, only weapons of great reputation.

**Ego Swords:** Ego Sword is a blade literally possessed by a type of Demonic force - a personality acquired through the forging and re-forging of the metal and the peculiar magicks worked upon it by the Weaponsmith as he imbues the metal with Fighting Spirit. The Ego possesses an IQ, Wisdom, and Alignment, and these are determined as for a person. Such a sword will invariably seek glory in battle and, if its combined IQ and Wisdom are even higher than its owner's, it will lead him into danger to test his worthiness to own such a fine weapon as itself and to gain the opportunity of slaying enemies. Ego Swords are intensely jealous of any other swords the owner may possess, especially magical swords. Thus, they will take advantage of the situation whenever they gain power over their owner to dispose of the hated rivals. Swords have been pawned for a fraction of their value or even thrown away in such circumstances.

Ego Swords should be understood with some sensitivity. They have personalities - which includes all that means. Such swords have definite aims and goals in life, and they will often try to manipulate a situation in order to attain their desires. Indeed, if an owner fails to take the Great Purpose for which the Ego Sword was forged into account, the sword could eventually turn on him or find itself another owner. If they do find a fitting owner, they are loyal. They are also treacherous when stolen from an owner with the same alignment (their powers will fail anyone they disapprove of at a crucial point in a battle) and will attempt either to return to their rightful owners or else find others of similar alignment to possess them, because they have personalities, Ego Swords should never be taken for granted. In a sense, they really do not have owners, only Sword Brothers whom they adopt as the instruments to fulfill their own destinies as Weapons of Power. If frustrated and thwarted, they (in other words, at the discretion of the Game Master) have the option of refusing to lend their Power to their owner/partners, and their powers will be withheld - hit bonuses, extra points of damage, magical spells, etc. - out of sheer spite. This is especially true for thieves and unwanted owners. Nor is it just a matter of alignments but rather of the meshing or clashing of the personality of the sword with that of its owner/partner. One thing they all demand is a share of the loot (gems, etc.) to decorate themselves and their scabbards.

When a personality conflict occurs, the possessor's ego is compared to the weapons ego; if the weapon has a higher ego score (not merely equal), the character must make a FER CR. Failure means that the weapon takes control of the character. If the check is successful, the

weapon can force another such check each round, until the roll is failed or the character releases the weapon (including sheathing it). Of course, if the situation which is causing the weapon to seek control passes before the wielder fails, the weapon will stop trying to take control.

Control lasts for one day or until a critical situation occurs (such as a major battle, a serious threat to either the weapon or the character, and so on), which forces another personality conflict check to be made. Should a weapon gain control, the character behaves as if charmed, doing the weapon's will. This may include:

- Removal of associates or items whose goals or personality are distasteful to the item.
- Causing the character to give away all other Magick items or items of a certain type.
- Immediately seeking out and slaying creatures hateful to the weapon.
- Causing the character to relinquish the weapon in favor of a more suitable possessor due to personality differences or conduct.
- Forcing its possessor into combat.
- Forcing its possessor to surrender to an opponent.
- Cause the character to drop the weapon.

Naturally, such actions are unlikely when harmony reigns between the character's and item's affiliations or when their purposes and personalities are well matched. Even so, an item might wish to have a lesser character possess it in order to easily establish and maintain dominance over him, or a more powerful possessor so as to better accomplish its goals.

Ego Sword Powers are nothing to sneer at. First, an Ego cannot be placed in any weapon that has not been thrice-forged and enchanted to at least +6 (the minimum Power that an Ego will accept as adequate). Second, it has several magical powers which operate continuously. Also, an Ego sword has several magical powers which operate continuously:

- Detect Alignment
- Detect Enemies
- Detect Observation
- Detect Influence
- Detect Invisible

The range of such spells is determined by the PMF of the Weaponsmith who enchanted the sword. Also, if the IQ and Wisdom scores are over 12, the Sword may acquire the power of speech. Additional spells may be placed in the sword by a Cabbalist, who inscribes Runes of Power on the blade.

Like a character, an Ego Sword of INT/11+ can speak one language plus one language per point of Intelligence over 11. Choose appropriate languages, taking into account the item's origin. For example, Anglachel (Sindarin: Iron of the Flaming Star), aka Gurthang (Sindarin: Iron of Death), is said to have sung with gladness when Beleg unsheathed it to kill orcs and other servants of Morgoth or to have spoken to Turin.

*"Hail Gurthang, Iron of Death! No lord or loyalty dost thou know, save the hand that wieldeth thee. From no blood wilt thou shrink...Wilt thou therefore take Turin Turambar? Wilt thou slay me swiftly?"*

*And from the blade rang a cold voice in answer: "Yea, I will drink thy blood gladly, that so I may forget the blood of Beleg my master, and the blood of Brandir slain unjustly. I will slay thee swiftly."*

*The Silmarillion*

An item with multiple modes of communication can use any of its modes at will once per day.

Item	Communication Mode
+7 sword	Empathy*
+8 sword	Speech**
+9 sword	Telepathy***
+10 sword	Speech and telepathy

\* The possessor feels urges and sometimes emotions from the item that encourage or discourage certain courses of action.

\*\* Speaks Common plus one language per point of Intelligence bonus.

\*\*\*The item can communicate silently with any wielder, regardless of any language barrier.

**Flaming Sword:** An enchanted blade which flames when drawn in battle, giving illumination as a torch. The flame tongue's fiery blade can easily ignite paper, oil, kindling, webs, or dry wood. An additional six-sided die of damage (1-6 points) is done every time it strikes a blow. There is also a 15% chance that flammable materials will ignite.

**Bleeding Sword:** The bleeding sword is a +5 to +7 blade with a terrible power. Any damage caused by this weapon is progressive for up to 5 turns on a 1 for 1 basis. An attack causing +6 points of damage, for instance, will cause an additional 6 points of damage the next combat turn and each following turn; up to 30 damage points total. Hit point damage can be halted by the victim leaving combat and binding his wounds. All hits from this



blade do damage the same way. Wounds caused by this Magick sword can only be healed with rest and time; no curative Magick of any type will be effective. Even creatures capable of regenerating cannot heal themselves thus.

**Dancing Sword:** A +9 magical weapon that not only possesses an Ego but also can move by itself (speed of a man, charging). If struck from the hand, it will leap back in an instant. It can also fight for 3 turns by itself before returning to the hand of its owner. If the owner declines to grasp the sword when it returns to him, or if he moves more than 30 feet away from the dancing sword, the weapon will fall inanimate to the ground. The sword cannot be physically attacked by its opponent while dancing, though it is subject to magical attacks and effects. While the sword is dancing, the wielder can perform any other action he wishes, including fighting with another weapon. Once acquired, such a weapon will not leave its owner willingly.

**Bane Sword:** Bane Swords are +7 to +10 Swords which have been sensitized to the life-forces of a particular creature. Indeed, in most instances, they typically appear to be ordinary +3 swords with no unusual features until they meet up with The Enemy for which they were forged to do combat. In such instances, they literally hum with Power and seem almost to leap from the scabbard or move in the hand with a will of their own. Hit probabilities against Enemies are increased by +5% per magical increment of the sword. Additional damage is inflicted at +1 point per (+) value of the weapon. Critical hit probabilities are increased by +5% per (+) value of the weapon. Worst of all for the hapless victim, there is an outright chance of 20% each time the sword strikes that the Enemy of the sword will be slain outright. To make matters even more complicated for the Enemy of the sword, once he is struck by his Bane, he panics and attempts to flee, abandoning all resistance in his drive to escape. Such sword have such powerful and narrowly channeled magick placed in them that no other spells may be placed in the weapon. Also, they never will possess Egos. In the case of Bane Swords vs Trolls, they will also Flame against such creatures 50% of the time.

**Vorpal Blade:** A +10 magical weapon that always scores a critical hit when it strikes a victim, with a 20% chance of beheading the victim.

**Holy Sword:** A thrice-blessed weapon intended only for the hand of a Lawful person who intends no evil purpose. A Holy Sword will not serve any other person but one "pure in heart." It defends the user like a Holy Relic against all spells (it must be blessed 3 times by a Bishop, and a Relic must be placed in the pommel). The Holy sword is essentially like a Vorpal Blade except that, like Excalibur, it can cut through metal like cheese. Only magical armor has full defense against it; all other armor is class 0. A Holy Sword cannot be forged by a Weaponsmith with an Alignment over 7. Only spells placed by lawful Mages can be inscribed on its blade, and these can be used only against those who are in breach of the Law or who are enemies of Mankind. The weapon will refuse to leave the scabbard if the owner thinks to kill honest men (who intend him no harm). If he is attacked, however, the sword will merely disarm an opponent (a weapon parry = weapon cut clean through if not magical or struck from the hand if magical) whenever the opponent has attacked because of a misunderstanding and does not know that the owner of the Holy Sword is law-abiding too. In short, men with the same noble and just goals tend to be prevented from injuring the owner but are not harmed. Finally, the possessor of a Holy Sword never tires in Lawful Battle with the Forces of Evil, and on half of any fatigue points lost through an enemy's successful blow against him are instantly restored.

10. **MITHRIL ARMOR:** If a Weaponsmith is ever fortunate enough to acquire enough Mithril to make an alloy of 1 Dr. of Mithril to 6 Dr. of steel, he may forge -7 armor from it. Such armor also reduces damage from all magical and ordinary weapons by 1/2, unless the weapon is +7 or higher.
11. **DEMON ARMOR:** Once the armor enchanted, a Demon must be bound into the full metal armor (typically a chainmail or a plate). Non-magical weapons have a 50% chance of breaking when coming into contact with Demon Armor. Demon Armor is only vulnerable to demon weapons and magical weapons. However, magical weapons do half damage against a Demon Armor. If a person wearing Demon Armor is struck by a demon weapon or a magical weapon, the damage inflicted will be subtracted first to the Demon Body level. A Demon Armor, once damaged, cannot be repaired unless it has the regeneration demonic ability (see Special Demon Abilities). When the body level of the demon reaches 0, the demon crumbles and dies and gets back to Hell where he cannot be summoned again until one year and one day.
12. **DEMON WEAPON:** To function as a magical weapon, a demon must be bound into the sword according to the binding rules in Binding Demons. All demon weapons are considered magical, and only magical weapons may wound or penetrate

demon armor.

### 13. Special Demon Abilities

Demon Weapons, like Demon Armors, may have special abilities. However there are some limitations:

- Lesser Demon (level I to II): no special ability
- Minor Demon (level III to V): one roll on the table
- Major Demon (level VI to VII): two rolls on the table
- Greater Demon (level VIII to XI): three rolls on the table

2d10

Roll*	Ability	Notes
2-3	Invisibility	The demon and anything it is holding may become invisible. It halves the chance to hit it with weapons, and doubles its basic chance to surprise others. A demon in weapon or armor may only make itself invisible.

4-5	Drain Strength	All Chaotic blades of this type can drain 1-6 points of strength of a victim each time it strikes. Anyone reduced to STR/0 is slain. 1/10 of the total drained STR points are given to the owner of the blade for a number of turns equal to the level of the Demon. Once the sword is drawn from the scabbard, the demon must have drained at least 1 point of STR at the end of the fight or he will drain all the remaining fatigue level of the owner!
-----	----------------	--

6-7	Regeneration	The demon may heal wounds to itself at the rate of 1-6 points of healing each combat turn.
-----	--------------	--

8-9	Fear	The demon utters a screech when the sword is drawn from the scabbard. The cry inspires panic in all beings under level 8 within 30 feet of itself. Panicked beings cannot run, fight, or think all they can do is whimper, whine, and cower until the demon moves out of range.
-----	------	---

10-12	Heat	The armor radiates a red blowing heat which cause 1-6 damage points per turn, 10 feet around the armor.
-------	------	---

13-14	Acid	The blade or armor exudes a strong acid which cause 1-6 damage points per turn to whatever it touches or whatever touches it. If not washed off, the acid will continue to do 1-6 damage points for three additional turns or until it is somehow neutralized.
-------	------	--

15-16	Dancing	The blade has the same power of a Dancing Sword.
-------	---------	--

17-18	Teleport	The demon may teleport itself a maximum distance of 50 feet once on any given combat turn.
-------	----------	--

19-20	Soul Drinker	All Chaotic blades of this type can suck 1000-20000 experience points from the body of a victim each time it strikes. Anyone slain or reduced to 0 experience point by such a weapon has his soul taken into the blade with no possibility of resurrection. Once the sword is drawn from the scabbard, the demon must have drained at least 1000 experience points at the end of the fight or he will drain half the remaining body level of the owner! The owner of a Soul Drinker is cursed (with no chance of lifting the curse) for the weapon will one day be the cause of the owner's own death.
-------	--------------	--

\*If the same ability is rolled twice, count as one roll.

## Jewelrysmith Artificers



Jewelrysmiths have the skills of an artist, a jeweler, and thief. They are able to make an exact appraisal of gem, jewelry, and coins. They have "connections" as well, so they pay only 50% of the market value for precious metals and gem. When selling "loot," they have three times the likelihood of finding a buyer, compared to an ordinary person.

1. When enchanting materials, a Jewelrysmith can decrease the BMR by 1 level per successful spell of enchantment, and at RMR 0 by 50% per spell.
2. Jewelrysmiths can learn 5 spells per Magick Level, which they can enchant into jewelry, etc. They do not cast spells directly.
3. **THE GREAT TALISMAN:** When a Jewelrysmith reaches MKL 7 he can enchant a 3" diameter medallion made from 1/5 Dr. of

the Star of Copper + the ingredients for any potions given to him. This mixture is melted down for 7 months minus a number of weeks equal to the MKL of the Jewelsmith. The materials are transmuted and the Talisman which is fashioned from them will make 1 dose of each potion per day in water and 2 doses in wine.

4. RINGS OF POWER: When a Jewelsmith reaches MKL 11 he can enchant a Ring of Power of Dwarvish Gold, Dragon Horde Gold, or the Star of Gold. Such a ring will hold a number of spells equal to the MKL of the Jewelsmith. Additional spells may be placed into the ring by the addition of gems. If a powdered Alchemical Gem is added to the gold, the spell capacity is doubled, with 7 recharges per day. Enchantment time: 7 months.
5. GREAT RINGS OF POWER: A Great Ring can only be prepared by a Jewelsmith and enchantment takes 1-3 years. He requires each of the 7 Alchemical Metals, 4 Dwarf-cut gems--ruby, emerald, sapphire, and diamond--and an Alchemical Gem. The finished ring is not yet endowed with any properties but it can hold up to 200 spells, with 21 recharges per day. The Great Ring is a Focusing device which can then be filled with spells by a Magick User in 1 year.
6. Amulets: Amulets are made from Dwarf-cut gems set into large medallions of precious metal with a fine-linked chain to permit wearing them about the neck. They will be able to provide appropriate protection when final enchantments are placed by a Magick User.

### Mechanician Artificers

Mechanician have the skill of a military engineer, a Stonemason, a clockmaker, and a fighting man.

1. As a military engineer, he is capable of designing and supervising construction of large fortifications. When he reaches MKL 3, cost of such works is reduced by 5% per MKL of the Mechanician until costs are lowered to 50%.
2. The Mechanician is capable of constructing any engine of war and of supervising its operation.
3. The Mechanician can enchant 10 x the weight of material that an ordinary Magick User can when dealing with common materials, such as rock, leather, wood, and metals other than silver, gold, and platinum. He is able to reduce the BMR by 1 level per spell of enchantment he successfully casts. Note: Only another Mechanician may take any advantage of such enchantments because they are so completely attuned to the Magick of Mechanicians that the object seems to be at its original BMR to any other type.
4. The Mechanician can learn 5 spells per Magick Level, but these can be placed only in a Mechanician's device.
5. At MKL 3 a Mechanician can Animate an Object directly, with complete control over the object. There is no Backfire upon failure except for a 50% loss of fatigue points. The spell is cast at a basic 15% chance of success (enhancement is possible) + 5% per MKL attained after MKL 3. The spell can be used only once per day, with the following results:

Unenchanted Object: animated for 1-10 turns + 1/2 MKL  
 Partially Enchanted: animated for 21-40 turns + 1/2 MKL  
 Fully Enchanted: animated for 100 turns + 7 x MKL

The object must be functional in form: e.g. a battering ram, robot machine, etc., and is not merely a lump of material.

6. At MKL 3 a Mechanician also acquires Control Animated Object, a spell which allows him to direct an animated object so long as it is in operation. The spell must be cast to switch on an animated object or give it instructions to do so, and it lasts for the time the object is functioning. However, there is only a percentage chance of control:

Unenchanted Object: 40% + 1% per MKL  
 Partially Enchanted: 50% + 1% per MKL  
 Fully Enchanted: 60% + 2% per MKL

Failure to exercise control means that the animated object runs "amok" for 1-100 turns, blindly wrecking everything in sight or else doing "whatever comes naturally," like the animated broom in The Sorcerer's Apprentice. Once gained, control is constant for 24 hours, after which the spell must be cast again.

7. Animated Statues, etc., are really complex clockwork devices. Once the materials are enchanted, the Mechanician will construct the mechanism: 2 days are required for each hit point the mechanism will sustain (maximum of 200); 2 days are required for each 1% hit probability (maximum = that of maker); and 3 days are required for each damage point it will inflict (maximum of 21). To put in each of the above characteristics requires 10 Dr. of material. In other words, a statue of 1 hit point with 1% hit probability and able to do 1 point of damage would weigh 30 Dr. and would take 7 days to construct. Rock has an armor class of 8; metal has an armor class of 10. If an armorer and a blacksmith are assisting the Mechanician, construction time is reduced by 1/3.

### Astrology




Astrologers are among the most literate of the Minor Arcane, like Alchemists, and they write unenchanted books in which all of their learned spells and their observations are inscribed. However, only another Astrologer is capable of reading such writings. While there are very few formal titles among Astrologers, they insist on being called "Master" at MKL 10 and "Doctor" at MKL 16. Except for the Circle of Protection and the few spells specifically within their ability to cast directly, Astrologers can perform no Magick unless using a device enchanted by someone else.

Astrology is a group of systems, traditions, and beliefs which hold that the relative positions of celestial bodies and related details can provide information about personality, human affairs, and other terrestrial matters. A practitioner of astrology is called an astrologer or more rarely, an astrologist. Astrologers believe that the movements and positions of celestial bodies either directly influence life on Earth or correspond to events experienced on a human scale.

Before any major undertaking, player-characters will consult an Astrologer 80% of the time. Lawful Clerics, Fighting Clerics, and Elves do not seek consultation, however. The Astrologer will study the task or enterprise to be undertaken to determine whether the Stars are "favorable" or "unfavorable" to the doing of such a thing:

- 1-33% = Planets are well placed  
 = Good Aspect = 5% advantage on all die rolls.
- 34-66% = Planets are neutral  
 = Neutral Aspect = no special advantage or penalty.
- 67-100% = Planets are poorly placed  
 = Poor Aspect = 5% disadvantage on all die rolls.



In addition to drawing Horoscopes for specific tasks or adventures, Astrologers will also cast a "Life" Horoscope for a character. This Horoscope is cast at the birth of a child and is always accurate. The Horoscope Table at the end of the Astrology section is used to find the most favorable "calling" ordained by the Stars for the child. The numbers indicate the percentage increase or decrease in experience points that can be earned in a particular field of endeavor and are termed Astrological bonuses. The Sign under which each character is born and the planetary aspect should be recorded for permanent reference. Once the Horoscope is cast, there is no changing it.

When Magick Users are enchanting devices of great Power (capable of recharge), they must have the Horoscope of the device cast to determine the Sign most favorable to the work. This procedure is outlined in the section dealing with Enchanting a Magick Device.

If an Astrologer has the time to make a thorough study of the problem, there is always 100% Accuracy. Time required is 7 days + 1-100 days divided by the Magick Level. If a quick reading is required, the accuracy of the finding varies. There is a basic 25% chance + 2% per MKL of the Astrologer that the findings are accurate. The determination of his accuracy is made only when the first important die roll of the character is made once the task has begun. If the finding turns out to be accurate, all subsequent die rolls made during the task or adventure is adjusted accordingly. If he was in error, the placement of the planets is re-checked and the new finding is taken as the accurate one, with 1-10% chance of Good Aspect, 11-90% chance of Neutral Aspect, and 91-100% chance of Poor Aspect.

Astrologers can also perform a limited number of Spells, which they learn at casting level 1 and BMR 1:

LOCATE OBJECT: At night, with a clear sky, or if gazing into a Stellar Mirror, he may attempt to locate a specific object whose origin date is known. He has a 30% chance + 3% per MKL to find the exact direction. He then has a 10% chance + 3% per MKL of finding the distance. If he is successful, subsequent Locate spells have a +10% chance of being accurate. The spell may be used once per day

per object, with a limit of 5 objects in any day. Only -5% loss of fatigue points occurs when the spell is cast. It cannot be blocked by any Magick unless the object is underground. Lead does not affect the spell.

LOCATE PERSON: Under the same conditions as given above, he may locate a particular person, creature, etc. Circles of Protection lower the probability by -10%.

DETECT ALIGNMENT: Under the same conditions as given above, he may determine alignment of any person, creature, etc. The spell operates automatically and without fatigue if face to face, with a 25% chance of knowing and a 75% chance of coming up with a blank.

DETECT EXPERIENCE FACTOR: As for Detect Alignment.

DETECT INFLUENCE: As for other Detection spells, only the Basic Influence Factor (BIF) of a character is known.

READ MAGICK/READ LANGUAGES: A "Natural Talent" possessed by Astrologers which they may use the moment they begin their vocation. Cost: 5% fatigue points. Duration: 3 readings.

LEGEND LORE: An Astrologer will specialize in the study of all legends that he can find to determine the date that some object or magical device was made, or the date some past figure was born. If the object or person is identified, he has a 10% chance + 2% of determining the exact date. If the object or person is not identified, he has a 10% chance + 2% per MKL of determining the identity, after which he can discover the date. He will know if he has made an error, but he must wait 1 month to check again. Fatigue expenditure: -50% fatigue for 1-7 days. If total success occurs, he will be able to tell the location (Locate Object) and 7 significant characteristics about the object or person.

Sign	Ftr.	Mag.	Cler.	Thief	Law				Merchant	Other	
					Govt.	Craft	Guild	Farm.			
1-10 ARIES	W	+10	+5	+5	+25	+5	+5	+5	+5	+25	+15
	N	0	0	0	0	0	0	0	0	+10	+10
	P	-5	-5	-5	+5	-5	-5	-5	-5	+5	+5
11-18 TAURUS	W	+5	+5	+5	+5	+5	+5	+15	+25	+5	+5
	N	0	0	0	0	0	0	+10	+15	0	0
	P	-5	-5	-5	-5	-5	-5	+5	+5	-5	-5
19-25 GEMINI	W	+5	+15	+5	+5	+5	+5	+5	+5	+15	+5
	N	0	+10	0	0	0	0	0	0	+10	0
	P	-5	+5	-5	-5	-5	-5	-5	-5	+5	-5
26-32 CANCER	W	+5	+5	+15	+5	+5	+25	+5	+15	+5	+5
	N	0	0	+10	0	0	+10	0	+10	0	0
	P	-5	-5	+5	-5	-5	+5	-5	+5	-5	-5
33-40 LEO	W	+25	+5	+5	+5	+5	+5	+5	+5	+5	+5
	N	+10	0	0	0	0	0	0	0	0	0
	P	+5	-5	-5	-5	-5	-5	-5	-5	-5	-5
41-48 VIRGO	W	+5	+15	+5	+5	+15	+5	+15	+5	+5	+25
	N	0	+10	0	0	+10	+10	+10	0	0	+10
	P	-5	+5	-5	-5	+5	+5	+5	-5	-5	+5
49-56 LIBRA	W	+5	+5	+15	+5	+25	+15	+5	+5	+5	+5
	N	0	0	+10	0	+10	+10	0	0	0	0
	P	-5	-5	+5	-5	+5	+5	-5	-5	-5	-5
57-64 SCORPIO	N	+5	+25	+5	+5	+5	+5	+5	+5	+5	+5
	N	0	+10	0	0	0	0	0	0	0	0
	P	-5	+5	-5	-5	-5	-5	-5	-5	-5	-5
65-72 SAG.	W	+15	+5	+5	+5	+15	+5	+5	+5	+5	+5
	N	+10	0	0	0	+10	0	0	0	0	0
	P	+5	-5	-5	-5	+5	-5	-5	-5	-5	-5
73-80 CAPRI.	W	+5	+5	+5	+15	+5	+5	+5	+15	+5	+25
	N	0	0	0	+10	0	0	0	+10	0	+10
	P	-5	-5	-5	+5	-5	-5	-5	+5	-5	+5
81-88 AQUAR.	W	+5	+5	+25	+5	+5	+5	+5	+5	+5	+5
	N	0	0	+10	0	0	0	0	0	0	0
	P	-5	-5	+5	-5	-5	-5	-5	-5	-5	-5
89-100 PISCES	W	+15	+5	+5	+15	+5	+15	+25	+5	+5	+15
	N	+10	0	0	+10	0	+10	+10	0	0	+10
	P	+5	-5	-5	+5	-5	+5	+5	-5	-5	+5

Note: W = Well Aspected, N= Neutrally Aspected, P = Poorly Aspected



## Divination



ike Astrologers, Diviners have the ability to see into the future and are able to locate and detect objects and persons, although at less range than Astrologers. Diviners have no Legend Lore, but they are able to determine certain qualities of an object by handling it. This ability is called "psychometry."

Divination (from Latin *divinare* "to be inspired by a god", related to *divine*, *diva* and *deus*) is the attempt to gain insight into a question or situation by way of a standardized process or ritual. Diviners ascertain their interpretations of how a querent should proceed by reading signs, events, or omens, or through alleged contact with a supernatural agency. Divination can be seen as a systematic method with which to organize what appear to be disjointed, random facets of existence such that they provide insight into a problem at hand. If a distinction is to be made between divination and fortune-telling, divination has a formal or ritual and often social character, usually in a religious context; while fortune-telling is a more everyday practice for personal purposes.

- Diviners may be consulted instead of an Astrologer to give advice about 1 to 6 events which might occur on an adventure. If a "good aspect" occurs, the player has the sole option as to which event it should cover. If a "bad aspect" occurs, the Game Master who is managing the adventure has the option of applying it:

1-25% = good aspect  
 26-75% = neutral aspect  
 76-100% = bad aspect

As for Astrologers, Diviners may or may not give good advice. A Diviner has a chance of 40% + 3% per MKL or being correct. His accuracy is checked when the "good" or "bad" aspect is applied to a particular event. If he is wrong, there is a 1-75% chance that the aspect is neutral and a 76-100% chance that the aspect is opposite to the one he predicted. Good aspects give a 5% advantage on all die rolls. Bad aspects bring a 5% disadvantage on all die rolls. The length of time covered by the prediction is equal to the MKL of the Diviner, measured in turns.

- Locate Object: A Diviner learns a Locate at BMR 1. He is able to locate a specific object within his range by using a Dowsing Rod which he enchants from Hazelwood. He has a 40% chance +3% per MKL of determining the exact direction and a similar chance of determining the exact distance. If he is successful, the chance is increased by +10% the next time he attempts the spell to locate the object sought.
- Locate Person: As for a Locate Object, only a specific person is sought. Spell = BMR 1.
- Detect Alignment: When "face-to-face" (20 feet away), a Diviner has a 40% chance + 3% per MKL of discovering the exact alignment of a character. If examining some article belonging to the character in question, he has a 25% chance +2% per MKL. Spell = BMR 1.
- Detect Experience Factor: As for Detect Alignment. Spell = BMR 1.
- Trace: A Diviner can determine a number of things about an object when he handles it personally. He begins with a 10% chance + 3% per MKL and gains 1% per additional fatigue point expended. The spell can be cast only once per day. If successful, he will learn the information indicated by the percentage rolled on a 1-100 die:

1-30% = The immediate pest of the object in question.  
 31-50% = Whether or not the object is enchanted.  
 51-75% = The number of spells placed in the object, if any.  
 76-85% = The number and exact nature of the spells placed in the object.  
 86-95% = Whether or not the object contains defensive spells or Curses.  
 96-100% = The maker of the object, its purpose, and all other relevant information.

If there is a failure, the chance of success is reduced -25% for the next Trace attempted.

- Unlike all other Magick Users, a Diviner can enchant a Focus from Hazelwood and does not need to consult the Stars, etc., for a favorable Sign or use the 22 Correspondences. The Focus is used to cast all of his Divination spells (#1 to 6, above).
- The Great Decks: Diviners cannot cast any spells directly except the Divination spells listed above. However, they can enchant a Focus in the form of a 54 card-deck or a 78-card deck. These Great Decks enable him to cast spells

of Basic Magick and, in the case of the 78-card Tarot deck, spells of Illusion as well. The complete deck is enchanted by preparing each card as an enchanted scroll. When all of the cards are prepared, the Great Deck becomes magically active.

- a) THE 54-CARD GREAT DECK: A standard 52-card playing deck plus two Jokers will be used to perform spells of Basic Magick:

Diamonds = Earth Spells  
 Spades = Air Spells  
 Clubs = Earth Spells  
 Hearts = Water Spells  
 Joker = Any Spell, any suit  
 1-5 = Create & Detach  
 6-10 = Create, Detach, & Amplify  
 Jack = Create or Detach or Remove  
 Queen = Create, Detach, & Amplify or Concentrate  
 King = Create, Detach, & Amplify or Remove

The numbers on the cards indicate the PMF bonus to be added to the Diviner's Personal Magick Factor when computing the amount of material that can be moved, range, etc.:

1-10 = +PMF equal to number on card.  
 Jack = +15 PMF  
 Queen = +20 PMF  
 King = +25 PMF  
 Joker = +30 PMF

To cast a spell, 5% fatigue points are expended and a card is drawn at random. The spell does not have to be cast if it is inappropriate, but fatigue points are still lost. The card is replaced and the deck is shuffled before the next draw.

- b) THE 78-CARD TAROT DECK: The Tarot Deck can be used to cast Basic Magick and Illusions. As in the case of the 52-card deck, cards are drawn at random at 5% fatigue point expenditure, and the spell can be cast or withheld as desired:

Pentangles = Earth Spells  
 Swords = Air Spells  
 Wands = Fire Spells  
 Cups = Water Spells  
 1-5 = Create & Detach  
 6-10 = Create, Detach, & Amplify  
 Page = Create or Detach or Remove  
 Knight = Create, Detach, Amplify, & Accelerate  
 Queen = Create, Detach, & Amplify or Concentrate  
 King = All spells of Basic Magick

The numbers on the cards indicate the PMF bonus to be added to the Diviner's Personal Magick Factor when computing the amount of material to be moved, range, etc.

1-10 = +PMF equal to number on card  
 Page = +15 PMF  
 Knight = +20 PMF  
 Queen = +25 PMF  
 King = +30 PMF

The 22 cards of the Major Arcane cast Illusion Spells:

Jester: Any spell of Basic Magick (+30 PMF) or any Illusion up to Seventh Circle.  
 Magician: Outermost Circle: Sleight of Hand or Wall of Fog.  
 Priestess: Outermost Circle: Blurred Image or Detect Illusion I.  
 Empress: Outermost Circle: Wall of Fog or Detect or Dispel Illusion I.  
 Emperor: Second Circle: Cloud of Dust or Deafness or Delusion.  
 Pope: Second Circle: Detect or Dispel Illusion II or Illusory Script.  
 Lovers: Second Circle: Delusion or Detect Illusion II.  
 Chariot: Second Circle: Cloud of Dust or Detect or Dispel Illusion II.  
 Justice: Third Circle: Diminish or Detect or Dispel Illusion II.  
 Hermit: Third Circle: Hallucinatory Landscape or Growth.  
 Wheel of Fortune: Third Circle: Mirror Self or Trustworthiness.  
 Strength: Fourth Circle: Detect or Dispel Illusion III.  
 Hanged Man: Fourth Circle: Hypnotic Spiral or Hallucinatory Landscape.  
 Death: Fourth Circle: Projected Image or Hallucinatory Landscape.  
 Temperance: Fifth Circle: Detect or Dispel Illusion V.  
 Devil: Fifth Circle: Disguise or Phantasmal Landscape.  
 Tower: Fifth Circle: Phantasmal Weather or Detect Illusion V.  
 Star: Sixth Circle: Detect or Dispel Illusion VI.  
 Moon: Sixth Circle: Shadow Forces or Shadow Monsters.  
 Sun: Seventh Circle: Detect or Dispel Illusion VII.  
 Judgment: Seventh Circle: Phantom Monsters.

Universe: Eighth Circle: All Illusions from Outermost to Eighth Circle.

The Illusion spells cast with the Tarot Deck are rated at the level of proficiency of the card itself. For example, a Hanged Man casts a Fourth Circle spell, but the Sun casts a spell at the Eight Circle of proficiency. For protective purposes, the Diviner personally "saves" as an Eighth Circle Adept.

- c) THE TAROT OF EVIL ACTS: This tarot deck was designed by "The Pythagorean Society", a society involved in magical research. The artwork on the cards is dark and sardonic, with a tinge of madness about them. People are portrayed as bestial, vain or foolish and demons or beasts are in most of the backgrounds. It helps to create the mood that magic is nothing to be trifled with and that there are dark forces all around - and even inside - us.

The Arcana are not numbered. There are also no suite cards. The eleven Upper Arcana cards are full frame and deal with one view. The next nine (or eleven in the later deck) Lower Arcana cards are split-frame and deal with a depiction of the figure on one side of the diagonal line and a bestial parody on the other. Eve is the only female cards in the deck.

#### Upper Arcana

The Great Book = XXI. The World: A closed book surrounded by chubby little demons with bestial features and animal heads.

Luck = 0. The Fool: A delirious man has a rabbit-headed demon on his back, holds another rabbit-headed demon by his left foot as it hangs from his neck, and has a severed rabbit-demon head on top of his head. All the rabbit demons have four-leafed clovers in their mouths.

The Archangel = XX. Judgment ("The Final Trump"): The Archangel Michael casting Lucifer out of heaven.

The Vicar = XVI. The Tower ("The House of God"): A tonsured old man in priest's robes who sits between a lion on his right and a sheep on his left. Wrapped around his body is a two-headed dragon whose heads are fighting with each other.

The Dark Moon = XVIII. The Moon: A black moon with a malevolent face is sucking three frightened souls into it. It is surrounded with globs of protoplasm, presumably previous victims.

Death = XIII. Death: A robed skeletal figure with a scythe raises it to strike. Behind him stands a serpent-like man in a similar robe (like the bestial depiction of Le Juge) armed with a similar scythe who is preparing to strike him down.

The Devil = XV. The Devil ("Lust, Separation"): A winged, goat-headed being sits cross-legged with his left fist raised up and his right fist downward. Two winged serpents sit back to back in his lap; their tails loop around The Devil's waist and are presumed either conjoined or issuant from the Devil's groin.

The Sorcerer = XII. The Hanged Man ("Prudence"): A robed man with cat-like features plays with a mouse he holds up over his face in his claws before he swallows it.

Adam = V. The High Priest, IV. The Emperor: The reflection in a mirror of a handsome dark-haired man who is admiring himself; the view is of his reversed right profile. He is the same man depicted in Luck. The mirror is held by sly-looking little demons similar to those surrounding the Great Book.

Eve = II. The High Priestess, III. The Empress: The reflection in a mirror of a beautiful woman who is admiring herself; the view is of her reversed left profile. She is fair-haired, tan-skinned, and brown-eyed, a reverse of the depiction of Adam. The mirror is held by sly-looking little demons.

The Wheel of Fortune = X. Fate: A dragon and a winged cat fight on top of a wheel while trying to hold on tight. A pair of eagle-headed men climb up the wheel while confronting each other, standing on the backs of human-faced animals with their outer legs and grasping the wheel with their inner legs. Coins fall from the bottom onto the ground beneath it, where they lie in unnoticed stacks.

Eve combines the High Priestess and Empress. Adam combines the Emperor and High Priest. This makes them a hybrid of Upper and Lower arcana.

#### Lower Arcana

These cards show a split view. One edge shows a normal person and the reversed edge shows a bestial parody of that person. One depiction is shown with an animal on his shoulder (sometimes the bestial version) and the other with a demon on his shoulder (sometimes the human version). Both versions have a beast's head issuant from their subject's groins (with obvious symbolism), with the bestial version usually looking more sinister than the human one.

There are two of each Lower Arcana cards in the deck: one for each edge.

- The Alchemist = XIX. The Sun.
- The Cabalist = XVII. The Star.
- The Physician = XIV. Temperance.
- The Judge = VIII. Justice.
- The Monk = IX. The Hermit ("Time").
- The Cobbler = I. The Magician ("The Mountebank").
- The Captain = VII. The Chariot ("Victory").
- The Peasant = XI. Strength ("Force").
- The Artisan = VI. The Lovers ("Love, Duality").

## The Hex Masters: Witchcraft



Witchcraft is the use of certain kinds of supernatural or magical powers. Witchcraft can refer to the use of such powers in order to inflict harm or damage upon members of a community or their property. They are the witches who lure people to their deaths in dangerous woodland, steal the youth from children, turn people into toads and secretly ruin their neighbours' crops and lives. Other uses of the term distinguish between bad witchcraft and good witchcraft, the latter involving the use of these powers to heal someone from bad witchcraft. A witch (from Old English *wicce* f. / *wicca* m.) is a practitioner of witchcraft.

Those who practise witchcraft can do so for good or ill, but whether they are considered a boon or a bane by their communities and whether or not they must act in secret is more dependent on the reputation of witches as a whole than the actual pursuits of the individual witch. One view that remains constant is that witches are feared; even those that are healers within their community are considered to have power over life and death and therefore not to be crossed. Sometimes that fear brings them respect, other times it brings a mob with pitchforks and torches but whatever it brings it is inescapable.

Witches will almost universally be tolerated and protected by common folk. The leaders are another matter; with the kind of fear and respect witches have comes power and they do not generally appreciate men and women they see as uneducated peasants exercising power in their lands. This mixture of devotion from the poor and persecution from the powerful leads many dark ages witches into a Robin Hood style existence, hiding themselves from the strong while being open about their profession among the peasantry.

The solitary witch is the old crone who lives alone in the woods or the young noble girl who is being taught by her little brother's wet-nurse. Solitary witches are not always literally solitary, sometimes a small group of two or three will work together in one area, and during the period one witch is teaching another they are clearly not alone, but in general they work their magick by themselves.

An infernal solitary witch may have never met another witch, they drew upon their own reserves of will to call the Devil to them and it was the Devil that taught them their powers. Most infernal solitary practitioners were taught by another mortal witch, though, even if they only taught the initial rites to summon the Devil in order to make the pact.

Not all "Witches" are devoted to Black Magick and Devil Worship. A pagan solitary practitioner is normally that way due to a lack of others that share their faith. If they are lucky they will find one protégé before their death in order to keep the old ways alive for one generation more but every year there are less of them as they succumb to persecution, old age and the erosion of the society that spawned witches in the first place. A world in which witchcraft is primarily made up of solitary pagans is a world where witchcraft is fading away.

A solitary witchcraft tradition tends to be full of headstrong individuals who rarely concede to working together and - outside of the teacher-pupil relationship - certainly do not submit to anyone else's leadership. Whenever they do feel the need to work together towards a common goal the witch who calls them together is the de facto leader but everyone's views are given equal weight. Once the goal is reached they disperse, although sometimes more regular casual friendships grow out of them.

## Familial Witch Organisations



Infernal familial witch organisations are diabolical households of Devil-worshippers. Often the children of such families grow up accepting the Devil as their patron and that their souls were sold for power before they were born. Unlike many witchcraft groups families which have managed to survive practising infernal witchcraft for some time tend to have accumulated both wealth and power. Often their vassals or servants suspect that they practise the dark arts but dare not do anything about it.

Pagan familial witch organisations are the most common type of pagan witchcraft organisation. There are some parallels with infernal familial organisations in that the children of such families are brought up from a young age to accept very different beliefs to their peers and to hide them from the general populace. Families who worship the crueler pagan gods have even more similarities to infernal witch families. Families who worship kinder gods, however, tend to be known as healers within their communities and though they do not have the power through fear that infernal or cruel pagan witch families have they are one of the few groups of witches that weave themselves so tightly into a community that the community is likely to defend them whatever the common

view of witchcraft is.

Families of witches tend to suffer from inbreeding; paranoia and secrecy mean that they rarely allow outsiders to join them. Occasionally, of course, love conquers all and a member of such a family does marry a non-witch. When this is a member of an infernal or cruel pagan family this normally means the family member in question has escaped their family's clutches and never deals in witchcraft again. Sometimes families of witches are allied to other families of witches and inter-marry with each other, thus keeping their secret and avoiding the in-breeding which plagues more colloquial types.

### THE OLD RELIGION

The Old Religion is the remnant of the pagan priests and priestesses that virtually ruled the land before their faith was washed from the minds of ordinary men and women by Christian missionaries. In many cases they are the distant ancestors of those pagan spiritual leaders but some people are drawn to it from outside, seeking a religion that is more primal and visceral than the faith the majority follow.

While the Old Religion's over-arching aim is to bring the old gods back into popular favour, it has the more immediate aim of protecting the people whom those old gods pledged to defend forever. To that end they still live among communities, in villages and towns, and either work to spite the men and women whose obedience to the new god is most fervent (and so follow the path of Black Magick and warrior gods) or to heal those who need it and, hopefully, spread faith in the old gods by their good works (and so follow the path of White Magick). Some, of course, do both.

### Meeting times and rites: Sabbats and Covens

The Old Religion is traditionally led by three people; one man and two women. The man is a channel for all the gods, both cruel and kind, and is referred to as the High Priest. One of the women is a white witch and the other a black witch. The black witch is known as 'The Crone' and the white witch as 'The Lady'; since they can only be killed by violence or poison it is rare for them to need replacing. The High Priest, on the other hand, is replaced about every ten years as it is a position earned by seniority. Indeed, it is considered good that the High Priest is always mortal as it means that he may join the gods and increase the Old Religion's power upon his death.

The High Priest, Crone and Lady maintain constant communication throughout the year, via various magical means, but only ever meet physically at the yearly Sabbat. It would be an exaggeration to say that every witch in the Old Religion gets to the Sabbat but not to go is to lose face and to miss two or three in a row is considered very bad form. Certainly, anyone who misses more than one in succession is unlikely to rise the ranks any further unless they do something spectacular. To that end, every witch that can get to the Sabbat does get to the Sabbat - even if it is at some personal inconvenience.

The Sabbat has three stages: rites, announcements and revels.

1. The rites are the oldest and most powerful of the Old Religion's rituals and are led by the High Priest, Crone and Lady. They do involve one human sacrifice, normally of an unnamed and unwanted child. This sacrifice is made by the Crone.
2. The announcements are declarations with regard to plans for the coming year - which the High Priest, Crone and Lady have decided on long before the actual night - and promotions. Promotions of acolytes to practising witch are announced in groups, much like a school's graduation process. Promotions within Coven (normally to Priest or Priestess) are announced individually and then finally any major promotions are announced - most commonly to High Priest of a coven.
3. These revels last all night and, as Sabbats are held in late October or early November (the exact date varies as the Old Religion follows a lunar rather than a solar calendar), all night covers several hours. Drugs of all kinds are taken and inhibitions are put aside as the gods are worshipped in a frenzy of joy. It is in these revels that young witches meet members of their age group who are not immediate family. Often friendships and romantic relationships will spring from the Sabbat revels and in this way the Old Religion propagates itself and maintains a sense of comradeship despite great distances.

Locally the Old Religion is organised into covens of three or seven members.

- The covens of seven are always arranged in the same way; three women one of which is Priestess and three men one of which is Priest and these six members may be Black, White or Grey witches. The seventh is a master of ceremonies, though their actual title varies from coven to coven. This master of ceremonies may be male or female but must never be a Black or White witch, they must remain neutral with regard to the gods they obey as in rituals they act as a mouthpiece for whichever gods are being contacted.
- The covens of three are arranged in a variety of different ways. A single-gender coven will generally have a Priestess/Priest (the most senior member), an Acolyte (the second-most senior) and an Apprentice (the most junior). This last title can be very deceptive, in an experienced coven the 'Apprentice' might have twenty years as a practising witch under their belt. Some covens of three base themselves on the three leaders of the Old Religion - two women, one Black, one White, with one man acting as a fulcrum between them. These covens tend to go

on to produce witches who eventually ascend to the top of the organisation as they are already used to that system. Still more are small family units; a father, mother and eldest child.

Although the night of the Sabbat is their main celebration, the Old Religion does have other important celebrations throughout the year which are kept as strictly local affairs (though they may involve more than one local coven).

Their second most important celebration happens in mid-Spring; the Beltane revels, occurring about six months after the Sabbat, are a time for marriages - the confirmation in the faith of those relationships that began at the Sabbat. Unlike the Sabbat, which is a serious occasion despite the revels, these ceremonies are often frivolous occasions and even when nobody is to be married Beltane is celebrated happily because it is, after all, every married couple's wedding anniversary. Ordinarily it is a White witch who presides over the ceremony no matter what their position within the coven as marriages are always presented before gods of Love.

There are two other important yearly ceremonies; Lughnasadh and Imbolc which happen at the midsummer and mid-winter full moons respectively.

Lughnasadh is a celebration of the harvest and a time for fertility rites. As it is held at a time when there is not much night to cover the activity most of it goes on indoors, as the witches involved prepare aphrodisiacs while chanting the words that will make sure the gods grant their friends and family a good harvest next year. At midnight, though, they leave their homes to make love in the fields.

Imbolc is a celebration of the lengthening days and the renewal of life. Despite this it is the most lacklustre celebration of the Old Religion, the night is always cold and large fires (such as they are told their ancestors had at Imbolc) are impossible if the witches involved are to remain inconspicuous. It is little more than a time of storytelling and reflection on the previous twelve months. Inevitably, this leads to planning for the next year in the more ambitious covens.

Beyond the main four ceremonies - Sabbat, Beltane, Imbolc and Lughnasadh - covens may have their own traditional times of celebration. Often these mean something personal to the coven; the day it was founded or its Priest's birthday for example. Whether there is a celebration or not every coven tries to meet on the full moon.

The Old Religion's power is most subtle than the 'false' faith that replaced it. The witches do have secret support within the communities where they reside but the more those people know the more any witch linked to them risks discovery and execution. Therefore those supporters of the Old Religion often only see the witches in masks or under the cover of a moonless night. They will never be able to match their enemies in terms of sheer manpower.

## Solitary Hex Masters

**S**olitary Hex Masters are neutral or lawful in alignment and are truly rugged individualists. They have INT/17 or higher. They call themselves "Hex Masters" only until they reach MKL 11, whereupon they assume the title of Sorcerer at MKL 18, they become Wizards.

1. The Focus: A Solitary Hex Master will enchant a wand as a Focus, using the 22 Correspondences favored by the Sign of the Focus.
2. The moment a Solitary Hex Master begins the study of Black Magick and Demonology, he will acquire a Familiar, usually a cat, which is actually a Demonic Spirit (not evil). The Familiar will act as a second Focus, but does not need to be enchanted. The practice of Black Magick and Demonology is possible for the Solitary Hex Master because he refrains from employing such measures against anyone except chaotics (turning their own Evil against them) and uses the Name to command Demons rather than submitting to the Powers of Darkness to obtain their assistance.
3. Magical devices enchanted by a Solitary Hex Master include potions, books, scrolls, amulets, and a broom for transportation.

At MKL 11, a Solitary Hex Master becomes a Sorcerer. As a Sorcerer he can choose to specialize in one of several fields:

- Dexterity 12 or higher: Conjuration is possible, and the Sorcerer may practice the Art as if he were a Conjuror, but without the limitations placed on that type of Magick User.
- Bardic Voice 14 or higher: Power Word Magick is possible, and the Sorcerer may practice the Art as if he were a Power Word Magician, but without the limitations placed on that type of Magick User.
- Wisdom 12 or higher: Divination is possible, and the Sorcerer may practice the Art as if he were a Diviner, but without the limitations placed on that type of Magick User.

The magical devices which Magick Users of one of the three types may enchant will be within the power of the Sorcerer to enchant once he chooses his specialization.

A Hex Master will enchant a broom (essentially wood) at the BMR of the wood from which the handle is made. Once the Broom is

enchanted, a Demon of level II (Imp) will be summoned and "bound" as outlined in the Demonology section. Once bounds, it will be commanded to enter the Broom and remain there to activate it at need. In this case, the Imp will not be able to escape but should be released after 7 years.



## Evil Priests

**E**vil Priests are the chaotic counterpart to the Solitary Hex Master. They too must have INT/16 or Higher. And there is where the similarity ends. Evil Priests will join a Coven of Witches and practice Magick as one of their number. However, when he reaches MKL 11 he can become an Evil Priest. The sole advantage he has over other Coven members is that he may proceed farther along in the practice of Demonology, Illusions, and Commands.

Evil priest or priests of Darkness worship and serve evil and selfish gods, demon lords the Old Ones and other forces of darkness. Many are monstrous and terrible to look upon, while others are deceptively attractive. The priest of darkness is just one of their minions or insidious agents working to bring pain, suffering, despair and chaos into the world. Most are selfish and cruel, festering souls who delight in the suffering and enslavement of others and/or who crave power, wealth and fame (usually fear and awe rather than respect).

Like other priests, they can be members of sprawling worldwide organizations or a tiny cult. Evil priests are often the leaders of death cults, secret organizations (both religious and political), as well as churches dedicated to evil, vindictive and destructive gods.

Priests of Darkness are consumed with raising money to build glorious shrines or temples which feed their egos and satisfies their gods. These petty miscreants often measure a man's worth by his possessions and the respect (fear) he breeds in others, consequently, they engage in ludicrous displays of pomp, power and riches so that "lesser" beings may envy them.

Wandering evil priests instigate trouble wherever they go, often egging bullies and sociopaths into deadly action. They pander to the dark side of people and encourage acts of destruction, cruelty, debauchery and wanton evil. Most regard mercy, valor and honor as weaknesses. Terror and intimidation are among their favorite tools, along with lies, deception and manipulation. They exploit the desperate, hate-filled and downtrodden to their advantage and subjugate the helpless and hopeless. God is their eternal enemy and regarded with contempt and viewed as weak, meddling fools. Evil priests tend to respect power, cunning, treachery, duplicity, and force of will.

Priestly duties include the usual things like building temples, getting money for the church, saying mass, giving sermons, cultivating new followers, preaching about the dark gods (usually focusing on power, vengeance, wealth, glory, and tangible rewards), philosophical discussion, offering advice, speaking out on issues of religious, political and moral significance, settling disputes (often to their advantage), and performing religious ceremonies. They also come to the defense of the worshippers and minions of their evil Masters. Such "defense" often takes the form of plotting and/or extraction of revenge (often cruel and terrible) and plaguing the enemy or rivals with all sorts of trouble; curses, sickness, spoiled food, slander, cruel pranks, vandalism, arson, robbery, attacks, extortion, etc.

Where a church of Darkness holds great power, the evil priest may command human, inhuman and/or supernatural legions to engage in search and seizure, torture, human sacrifice, purges and wholesale slaughter to extract retribution against those suspected of

plotting or acting against them. Atrocities and degradation are common at places where the forces of darkness wield power. In addition, these villains often support, shelter and advise criminals, murderers, assassins, witches, death cults, monster races and other supernatural beings.

Many priests of Darkness make open bids for political power and economic control or boldly function as the head of evil churches. Some become the rulers of cities, kingdoms or entire nations. Many advise and support tyrant kings, the covens, witches, necromancers, and all manner of fiendish monsters, vice and decadence. All too often a evil priest is the silent power behind the throne or the insidious corruptor of that which is good. Many of the monster races worship bloodthirsty gods and the forces of evil.

In other situations, priests of Darkness have worked outside society and are condemned, persecuted and attacked for teaching their doctrines. These malefactors work in secret, serving as the heads of evil churches, cults, criminal guilds, gangs and even small armies of evil humanoids, monster races, demons and other foul creatures. Others act covertly as saboteurs, assassins, instigators and agitators.

1. Focus: as for Solitary Hex Masters.
2. Familiar: The Familiar is acquired immediately as an Evil Genius who guides the prospective Evil Priest along the paths of damnation. The Familiar will divulge the secrets of Black Magick to the Evil Priest one casting level early (e.g.: level 3 spell is given at level 2). The familiar possesses the physical form and abilities of its animal host in addition to its demonic ones. Its host body is typically a cat, dog, wolf, rat, weasel, snake, hawk or raven/crow... The Adept may only receive a new Familiar every 5 years and only if his old Familiar has died.
3. Magical devices enchanted by an Evil Priest include potions, books, scrolls, amulets, and a broom for transportation.

At MKL 11 the Evil Priest should be studying the Invocation and Sacrifice to the Lords of Hell, for the moment he is able to perform the ceremony he will attempt to summon Lucifer himself to dedicate his life to the service of the Dark One. If he is successful, he will acquire control of the Coven (he may have to slay the current leader, who is also an Evil Priest). Upon becoming an Evil Priest, he will have the following abilities like a Cleric:

- Cure Minor Wounds
- Cure Grievous Wounds
- Remove Curse
- Neutralize Poisons
- Raise Dead

These Clerical "miracles" can be performed to the benefit only of members of a chaotic Coven or chaotics in the service of the Evil Priest who have sealed their loyalty to him with an oath of Damnation. The Evil Priest will have a 50% chance of performing such miracles at a cost of 5% fatigue for each attempt, successful or not.

Evil Priests (and Shamen) may perform certain Clerical-type miracles by virtue of their religious functions. When performing such effects, they must Pray for Intervention by their Totems/Gods/Demon Lords in much the same manner as do the Clergy. Evil Priests, however, invert Alignment, with 20 = 50%, 19 = 45%, etc.

#### DEMON FAMILIAR

Familiars are minor Devils (half the characteristics and Rank of normal Devils rounded down) who appear in animal form except when required to adopt their natural form by the Adept. See "Demonology" for the characteristics and abilities of Devils. The animal functions are similar to a lesser familiar, except that it possesses a human intelligence, can talk, is supernaturally strong and possesses magick powers of its own.

9. The greater familiar can speak in animal form, but when outsiders are present it will not do so without instruction from the evil priest. Communication is much the same as two humans conversing. It will otherwise act like the animal it resembles.
10. Obeys only the evil priest and will follow his commands without question or hesitation, especially in combat situations. However, should the evil priest defy the will of his "true master," the familiar's vow of obedience is broken and it can act completely independently to betray, torment or slay the evil priest.
11. A rapport between evil priest and familiar. Both usually have the same outlook on life and wickedness. The two talk like old friends or business partners. The spiritual bond between the two is such that the familiar may also allow the evil priest to see, hear, feel, taste, and smell everything it experiences, but this is at the discretion of the familiar, not the evil priest.
12. Supernatural bond: The evil priest and demon familiar are physically and spiritually linked. This connection allows the evil priest to draw additional fatigue points from the creature whenever he needs them. This "link" also enables the evil priest and familiar to sense when one or the other is being tortured, battered near death and when the other dies, regardless of the distance between them. Note: The familiar is sometimes sent on brief missions that can take it several miles away, otherwise the two are constant companions.

## The Covens



Hex Masters who do not possess an INT/16 or higher become ordinary members of Covens. A Coven will always contain 13 members. Those who attain MKL 11 become Coven Leaders-- usually these turn out to be Evil Priests who subvert lawful Covens almost immediately. If there is already a Coven leader, he must be overthrown or else a new Coven has to be started by influencing 12 others to join.

Members of Covens are often referred to as Witches and Warlocks, and the Coven they belong to is part of an "invisible government." At MKL 13, a Coven Member may become a Prince or Princess of the Witches and acquires a Coven made up of the leaders of 12 Covens. These are preferably 6 males and 6 females. Promotion is not possible unless the office is open, and 12 offices generally exist. At MKL 21 a character may become King or Queen or the Witches provided that office is not already filled. If there is already such a personage, the character moves to the Higher Council, a Grand Coven of 33 which advises the King or Queen. The King or Queen has a Coven composed of the 6 Princes and 6 Princesses.

Ordinary Witches and Warlocks enchant the following:

1. Focus: as for Solitary Hex Masters.
2. Familiar: acquired immediately as for Evil Priest. The witch's supernatural "master" provides supernatural abilities, magick, a demon familiar (both protector and counselor) and insight. To some degree, all of this does compensate for the lack of formal education and real mystic knowledge, but makes the witch all the more dependent on his or her demonic master, and therefore, a puppet of Evil! The creature will usually offer the witch a Demon familiars who counsel, assist and protect the witch as well as offer a source of additional power. If the familiar is slain, the witch or warlock will never again be given a demon familiar.
3. Magical devices: potions, amulets, and a broom for transportation.

One spell may be worked per Coven Meeting, which is held on the Black Sabbath, at the leader's choice. The chance of success is raised by +50% because of the combined effort and concentration of the 13 Witches and Warlocks present. Such spells are used for the purpose of learning new spells (by the leader) or the enchanting of materials. If any materials are being enchanted, the quantity that can be enchanted is 3 x leader's normal limit. Also, when casting spells offensively, presence of the entire Coven enhances the leader's chances (or those of any member casting the spell) by +25%, provided no other member casts a spell in the same firing phase.

The Sabbat commenced at midnight and ended at dawn, beginning with a procession, continuing with a banquet, then a Black Mass, and culminating with an orgy in which non-marital or sexual intercourse with demons in male or female form is practiced. Consumption of hallucinogens and alcohol, such as wine of Drunkenness, is common. Human flesh is eaten during Sabbats, preferably children, and also human bones stewed in a special way. Salt, bread and oil are prohibited because the Devil hate them. Often, witches who take part in this assembly are known for being very beautiful (the female of the Covens) and having biblical names, such as "Sarah," "Rebecca," or "Ruth."

The knowledge of spells is available only to those who make various pacts with the Powers of Darkness. The very act of making a "pact" with a demonic power is a plunge into evil and, with time, the individual will find himself given to selfishness, anger, cruelty and wickedness. To become a witch, the character must make a pact with an evil supernatural force. These supernatural beings are usually powerful demon lords. It is these terrible creatures of chaos and darkness from which many witches draw their powers! Consequently, for witchcraft is death. Thus, they have little real concern about events set into motion by their witch, but only in the turmoil and suffering that such an event creates. These maleficent beings promote chaos, suffering, treachery and murder, all of which are the nectars they drink. The most likely candidates are the frustrated, desperate, hate-filled and selfish who are seeking a means to power or revenge. Those who turn to witchcraft often do so because it is the quick, seemingly easy way to power. Practitioners of witchcraft actually know very little about the workings of magick. In fact, the typical witch (about 65%) is illiterate and uneducated. There are three pacts which an Adept may make. They are organized in order of importance:

13. The First Pact: Upon entering the Covens, the Adept swears an oath of allegiance to the Powers of Darkness which require a blood sacrifice of the first born. This pact seldom requires the actual murder of one's child, but the child must be forsaken, given over to a demon. Often the child is placed in a situation where he or she is raised in such a manner that child and parent will one day clash with deadly consequences. Typically, the pact maker must have a child within three years of the pact's signing or be stripped of all powers and possibly tortured or possessed. This is the First Pact. In exchange for this oath, the Adept is given all of the spells of the College of Black Magick at MKL 3. He may not achieve or learn any of the spells of the College of Black Magics above MKL 4.
14. The Lesser Pact: In order to learn the spells of the College of Black Magick, the Adept must make the Lesser Pact. This pact consists of reaffirming the Adept's allegiance and giving up a token of that allegiance to the Powers of Darkness. The GM and the Adept's player must arrive at an agreement in advance as to what must be given up. The Adept may offer anything. The GM should

insist on something that the Adept's player is particularly proud of or has found to be a strong point in his character. The price should be stiff, but not totally crippling. It could include reducing the Physical Beauty of a particularly handsome character by 10 points or more, taking the character's eyesight, taking the character's shadow and/or reflection, or any other price that involves some sacrifice. Once the pact is agreed to, the Adept may learn Black Magick spells to MKL 6. All Adepts who swear the Lesser Pact will receive the "devil's mark," also known as "the mark of evil," a third nipple (this nipple can be placed anywhere on the body, but is usually placed on the upper portion of the torso) which their Familiar will feed by sucking the Adept's blood. Only the blood of the Adept will suffice to sustain the Familiar and it will lose 1 Fatigue (Body if all Fatigue is exhausted) per hour that it has not been fed. The Adept suffers a loss of 4 Fatigue Points each time he feeds his Familiar. The Familiar regains all lost Fatigue upon feeding.

15. The Greater Pact: If the Adept wants to learn those spells and rituals at MKL 7 that he has been denied access to, he must make the Greater Pact and sell his soul to the Powers of Darkness. A character who has sold his soul in this manner may never be resurrected. However, he attains access to all spells of Black Magick. Once made, The Greater Pact may never be renounced. An Adept who has made only the First Pact may always quit the Covens, losing all of his magick knowledge and abilities. However, neither the Lesser Pact nor the Greater Pact can ever be totally renounced. If an Adept attempts to renounce them, he immediately loses all knowledge and abilities acquired as a result of his membership in the Covens and suffers a curse.

The actual signing of a pact is a formality that serves as a questionably legal contract and, more importantly, as a focus of concentration and surrendering of willpower. Dealing with a Demon is not to be taken lightly, and the creature will hold the pact maker to the letter of their agreement. The formal pact serves as a reminder to the pact maker of exactly what that deal was. Another reason for the pact, which usually demands some cruel sacrifice or condition of servitude, is pure meanness on the part of the supernatural being; just one more little pleasure.

Pacts can only be made by demons lords. Most of these supernatural fiends will be surprisingly up front about the conditions, powers, and price of the pact, and will not try to trick or cheat the potential pact signer (although they may not explain certain details until the agreement is signed). Mortals who try to trick, cheat, or deceive such powerful beings are likely to be caught in the act and possessed or tortured and killed. These creatures don't take any nonsense, especially from some insignificant mortal.

Note: To make the pact complete and to receive its dark bounty, the character signing it must do so of his own free will.

### The Damned

The Damned are humans who have a too low IQ but who are willing to provide services for demons in return for power. The covens give them the opportunity to reach this goal as worshipers. They worship demons and their Dark Masters, and perform all manner of obscene acts to curry favor with their hateful overlords. Those willing to sell their souls to the Devil are pretty much damned anyway; demons prefer to tempt the holy and pure, the kind and generous, and turn their good qualities into ashes. Those who are willing to damn themselves are held in great contempt by the fallen angels.

Some Damned gain a measure of power from their dark deeds. One of their main purposes is the corruption of the innocent, usually through the systematic abuse of the young and helpless. Such victims are not only scarred by the abuse, but they grow up disbelieving in the existence of Good and eventually start their own cycle of abuse and terror. To reward them for these acts, demons grant the Damned a number of special abilities, some of them mockeries of the powers of the Inspired. The Damned may get, instead of the Strength of Ten, a Berserker Strength that has similar benefits, but which makes the benefactor become a homicidal maniac. Other Damned receive Gifted of Powers similar to Necromancy, but conditional on their continual servitude.

Most demon-worshippers are nothing but mundanes, however, pitifully deluded mortals who commit minor blasphemies and hope to get something in return. Some are insane psychopaths who perform all manner of atrocities in the name of Satan, although the responsibility for these actions is theirs alone. Many of these worshippers are men and women who have come to believe, often after horrible experiences, that the world is a cruel, insane place where the only realities are the idiot pain of dying babies and the cruel laughter of serial killers. Their disgust with reality is such that they want nothing less than total oblivion for all things. Many of them are survivors of genocide campaigns, prolonged torture, or worse. In the throes of their suffering, some of them made contact with something beyond reality, something that offered revenge and even more than revenge, an end to all things, to all the pain and suffering. Still others were otherwise normal humans who accidentally encountered Evil, and had their sanity seared away by the experience, leaving behind a human shell possessed only of an urge to serve their new Master. These cultists have nothing to lose, and have no compunction about sacrificing their lives, let alone those of other people. Even mundane cultists can be dangerous, however, for their members are often quite willing to kill, and because their hatred and sick faith may act as a barrier against Magick and other powers.

The Base Chance of targeting a spell or performing a ritual of this College is modified by the addition of the following numbers:


It is daylight -10%

It is nighttime	+10%
The Adept has made the Lesser Pact	+ 5%
The Adept has made the Greater Pact	+10%
High Holidays	-10%
Unholy Nights	+20%

## The Major Arcane

- Enchanter
- Conjurer
- Thaumaturgist
- Necromancer

## Conjuration


he Conjurer performs all of his Magick by brewing it up in his Magick Cauldron or by using some of the "brew" as a potion.

The word conjuration (from Latin 'conjure', 'conjurare', to swear together) can be interpreted in several different ways: as an invocation or evocation; as an exorcism; or as an act of illusionism. The word is often used synonymously with "invocation", although the two are not synonyms. One who performs conjurations is called a conjurer or conjuror.

1. THE ENCHANTING OF THE CAULDRON: The Cauldron is the Conjuror's Focus. It is made by enchanting the 22 Correspondences required by the Sign under which the Focus has to be made. The "brew" thus enchanted is placed in a cauldron of iron or copper, and 6 additional parts of each of the corresponding materials (unenchanting) are then added to the brew to increase its volume. Each time the Conjuror learns a new spell he adds 7 different materials (3 parts of each, unenchanting) to the brew. Once each year, during the Sign of his Cauldron, the Conjuror must replenish the brew. He must add 7 parts (unenchanting) of each of the 22 original Correspondences plus 21 herbs, 7 flowers, 7 powdered skins, 7 crushed bones or horns, 7 essences, 7 woods, 7 crushed Gems, and 7 metals. To this must be added 7 uncommon liquids, 21 parts of each. Failure to perform this task will cause the Cauldron to boil dry in 10-100 days after the sign, requiring the complete reenchantment of the Focus.
2. THE "BREW": The "brew" contained in the Cauldron is a form of Universal Potion which can duplicate any magical effect which the Conjuror has learned as a spell. On any given day, he may draw off a number of "doses" of the potion equal to his MKL, but he must add materials equal to the number of doses he draws off. When he drinks a dose of his brew, the Conjuror can instantly cast the spell he desires, provided it is a learned spell contained in the brew. In this case, the brew acts as a Focus. If the Conjuror is preparing a particular potion for another person, there is a 5% chance per MKL that he can draw off 1 dose of the correct potion. For example, a Conjuror of MKL 8 would have an 8 x 5% = 40% chance of coming up with the desired potion for a customer. If the desired potion is not obtained, no one knows it; for the check is made only when the potion is actually consumed. If a mistake has been made, one of the following things will happen:
  - 1-90%: Nothing happens, just a foul taste in the mouth from the potion.
  - 91-95%: Drinker shrinks to 1/20 size for 1-20 turns (1-50%) or 1-20 days (51-100%)
  - 96-100%: Drinker turns into a Frog, requiring a Princess/Prince to kiss it better.
3. THE "SPOOK": There is a 1% chance per 10,000 Experience points acquired by the Conjuror that he will attract a rather mischievous Spirit of the Brew to his Cauldron. He can learn new spells from the Spook 1-50% of the time, checked once per week. The Spook is also capable of defending the Cauldron and the Magick User's quarters from intruders by casting spells like a Magick User of the Conjuror's level on his Home Ground.

Alchemists and Conjurors get along very well with each other, for they both deal with the same basic type of Magick.

## Enchanters

he Enchanter performs his Magick through verse, song, and musical instruments, as all of his magical effects are created through sound. If he can produce no sounds, he can do no Magick. Backfires for Enchanters result in laryngitis for 1-20 days, with no other ill effects.

1. THE BOOK: An Enchanter will write a Magick Book containing the spells he has learned. He is exceedingly sensitive to the power of the spoken word, and the Book preserves his spell chants perfectly, with a profusion of marginal notes. Any failure in the pitch, tone, and certainly in the wording of a chanted spell would result in utter failure.
2. SCROLLS: An Enchanter's scrolls are totally in226 comprehensible to any other Magick User unless he has learned to read music (cost = 6 language points).



3. Many Enchanters become Poets, Troubadours, Musicians, and the like, because of the close relation of the Fine Arts to their type of Magick. When they travel, they will assume such guises to conceal their true vocations.
4. THE FOCUS of an Enchanter is a musical instrument fashioned by enchanting the 22 Correspondences required by the Sign under which the Focus has to be made.
5. All Magick Devices fashioned by an Enchanter are in the form of musical instruments (except for the Books and Scrolls he may write).
6. Enchanters are very contemplative and have high powers of concentration. Thus they are capable of Meditation at 1/2 the normal rate even when in public and engaged in other activities and tasks. Only a violent fight will break such concentration, and then only if the Enchanter himself is directly involved in it.

## Necromancy



The Necromancer deals with death and he does not fear it in any of its forms. He is not affected by Illusions and Fear 90% of the time (save if 91-100%); for when one has faced the ultimate reality of Death mere Illusions hold no perils. His magical implements are all suggestive of the grave. Bones form the basis of his wands, staves, and many other magical devices. His books and scrolls are inscribed on parchments made up of exotic skins with inks made of the blood of creatures and a pen of human bone. He prefers to wear clothes rescued from dead bodies, and even the very room he is in will tend to be filled with the odor of death. His skin acquires a ghastly pallor because of his preference for the dark, his features are sunken and skull-like, and he acquires the ability to see in the absence of light when he attains MKL 2.

Strictly speaking, Necromancy is the summoning, control and bidding of spirits of the dead in order to force them to accomplish one's will. Often, those called necromancers also use Sorcery or other Illusion tricks to play on the fear that death that create to many and can have command over other spirits that those of the dead. For the main weapon of the necromancer is fear, the fear of death and what may lay beyond, including the Final Judgement.

Necromancy however employs powerful Black Magick to animate the rotten corpses of those long departed. Such mindless minions will strike fear into the hearts of any mortal (Elves do not fear the spirits of the mortal dead), but are mindless rotting automatons that can easily be destroyed.

More powerful necromancers however, are skilled in the summoning and binding of vile Fell Spirits. Such spirits are truly terrifying and possess a mind of their own and a terrible malice towards all that is living, pure and good. Such spirits can be used to inhabit the decayed bodies of the dead. The dreaded Barrow-wights are an example of the horrors that result from this infusion. These horrors have long plagued and terrorised the Free Peoples and they are some of the greatest servants of the Enemy.

To learn Necromancy takes time. There are many horrid rituals that must be precisely learned and the collection of essential body parts and corpses to practice on is often a difficult endeavour. In addition, there are few tomes that one can learn this dark art from.

In most cases, a Magick User aspiring to become a necromancer must seek out one who practices this vile art and persuade the necromancer to take them on as an apprentice. Such a venture is dangerous enough, and has led to the deaths of more than a few sorcerers who sought to learn this abominable practice. Usually the death of the sorcerer came at the hands of the necromancer's minions, but rest assured, the corpse of the sorcerer was put to good use afterwards.

Dealing with spirits, and especially those of the dead, is a dangerous thing. They are often bitter and angry against the Livings or full of regrets and envy for their lost materially and will seek to get again a hold over the physical world by taking over a body. Being itself killed or possessed by the summoned spirit is a fate that those who deal with the houseless spirits must be aware of and prepared to face.

Necromancers accomplish three things with necromancy: will manipulation, illusions, and knowledge. Will manipulation affects the mind and will of another person, animal, or spirit. Demons are summoned to cause various afflictions on others "to drive them mad, to inflame them to love or hatred, to gain their favor, or to constrain them to do or not do some deed." Illusions involve reanimation of the dead, food and entertainment, or conjuring a mode of transportation. Knowledge is discovered through demons. Demons provide information on various things including identifying a criminal, finding items, or revealing future events.



1. A Necromancer fashions his Focus by enchanting the 22 Correspondences required by the Sign under which the Focus is made, then adding 7 additional kinds of bone. The Focus is always a wand made from the thigh bone of a man. When it is completed, it must be washed in 7 different kinds of blood and is carried in a wand case made of 7 different exotic skins. Additional spells are placed by inscribing a Symbol for the spell on the wand and inlaying the Symbol with 3 precious metals enchanted to BMR 0 at 100%.
2. A Necromancer will acquire a Shadow Guide, a Spirit of the Dead who was once a powerful Necromancer and acts as his Mentor. In this sense, the Shadow Guide acts as a "Master," but the relationship is not one of superior and inferior. To summon the Shadow Guide for advice and to be taught new spells, the Necromancer must perform a solemn ceremony (see Demonology). The "solemn ceremony" that a Necromancer goes through to summon his Shadow Guide would be equivalent to summoning a Demon. Initially, the Necromancer would begin hearing voices speaking to him - from "beyond the grave", so to speak. Since he would require a Master, the details of how to gain contact with a Spirit Guide would be learned from the Master Necromancer. The Medium initially has the power to begin learning Trance Level 1 at spell casting level 1; that is a "Natural Talent" and need not be taught by anyone. A trance is not, in itself, magical but rather a means of extending one's consciousness beyond the corporeal body. In the Higher Planes contact is then made with a Control.
3. A Necromancer shuns the learning of all spells of Illusion, but he will actively and enthusiastically pursue knowledge of all spells of Command he is capable of performing. Most important of all, there are a number of Necromantic spells unique to his mode of Magick. These spells cannot be learned by anyone else, although a device containing such spells might be used 1-10% of the time by a Magick User of MKL 10 or higher.

## Thaumaturgy



The Thaumaturgist is the "worker of miracles," a master of Illusion. He has a talent for slight of hand, and can pick pockets like a Thief of equal experience level or juggle and do feats of popular "magick" like a jongleur. He practices his Magick largely through the use of "smokes" and perfumes, and is a specialist in spells of Illusion and Command, which he will learn in preference to any other spells that come into his possession.

The quarters of a Thaumaturgist will be found filled with vials and bottles of powders, essences, herbs, and the like, which he uses to prepare his magical incenses and perfumes.

1. THE BOOK: A Thaumaturgist will write a Book containing the recipes for spells he has learned, but he does not have to enchant the materials used because he does not use the book to actually cast spells. The time needed to write a page is therefore only 1 day. If the Book is lost or stolen, a Thaumaturgist will re-write the spells he has learned from memory (see "Remember Spells," INT Prime Requisites). Any spells he fails to remember have to be researched again at a rate of 2 days per level of spell, after which they may be inscribed correctly.

2. **THE FOCUS:** A Thaumaturgist will enchant a magick powder from the 22 Correspondences of the Sign favorable to the creation of his Focus. This magick powder or incense is the basis for all of his powders and perfumes. It has no spells in it, but it serves as a magical catalyst which automatically enchants any materials used in a powder or as a magical catalyst which automatically enchants any materials used in a powder or perfume that does contain a spell. Enchantment time = 1 day per casting level of a spell x number of "doses" of powder or perfume needed + 7 days. Once each year, in the Sign of the Focus, the stock of magical powder must be replenished by the 22 Correspondences, each one of which must be enchanted by the Thaumaturgist to BMR 0.
3. **POWDERS AND PERFUMES:** A Thaumaturgist will prepare a powder or perfume for each spell he has learned. Each powder requires 7 ingredients which are essences or organics, plus 3 ingredients for each casting level of the spell. From 6-10 "doses" of powder will result. When thrown into a flame (the Thaumaturgist usually carries a brazier of hot coals), the powder will produce a magical "smoke" that creates the spell. Only 5% fatigue loss occurs when such a spell is cast. Perfumes are prepared from 7 liquids, 3 essences, 7 organics, and 3 fresh flowers. The level of the spell is irrelevant, but only 1-3 doses are prepared. Perfumes are used to contain spells which affect the emotional state of the intended target or his actual physical state; they do not directly cause damage. If powdered gems are used in a potion or powder, targeting is enhanced by +5%. Any Alchemical oil or mercury used in a perfume will automatically enhance targeting to +25%. Any Alchemical metal or gem ground into a powder will automatically enhance targeting to +25%.

If a Thaumaturgist has lost his magick powder of Focus, he must enchant each material used in a powder or perfume to BMR 0 at 100% to place a spell in it.

As long as a powder or perfume contains some of the magick powder, the Thaumaturgist casts spells with all the advantages of having a Focus. If no magick powder is in the powder or perfume, treat as an ordinary device.

## Mysticism

- Power Word
- Cabala/Symbolist
- Sacred Square
- Summoner

## Cabbalism



The Cabbalist/Symbolist performs all of his Magick by writing a Symbol on an object, etc. The Symbol then discharges the spell in whatever manner desired by the Cabbalist. This type of Magick User possesses the advantage of being able to leave his Magick behind him, with the discharge of a spell occurring whenever he desires it; as for example, when any creature passes over it or looks at it. Once he is Out of range of the spell, he cannot be touched by any Backfire effects.

He is also sometimes known as the "Silent Mage" because he is the most secretive and least flamboyant of the practitioners of magick – the use of wards does not require theatrics, spoken incantations or lengthy rituals, only the quiet making of written or carved symbols and their activation, often with only a few spoken words. The Mage can be a man or woman dedicated to the study of words, wards, runes, language, cryptography, history and their application to magick. Their knowledge lies in dusty tomes, arcane symbols, wards, and circles.

1. **The Focus:** Cabbalists prepare a Focus which is nothing more than a Magick Inkpot made of the 22 Correspondences required by the Sign of the Focus.
2. **The Brush:** A brush is prepared by enchanting 7 woods, in the tip of which are placed the hairs of 21 different creatures. The brush has the appearance of a wand from a distance.
3. **The Ink:** Cabbalists prepare a form of universal Magick Ink from 7 liquids, 7 crushed gems, 7 powdered metals, 7 essences, and 21 Organics. This ink must be enchanted to BMR 0 at 100%. The Cabbalist is able to draw a permanent, recharging Symbol of any spell he has learned if he uses this ink. Each Symbol becomes, in effect, a magical device with a recharge rate equal to 7 charges per day (more if Alchemical materials are used: see Devices of Power, above).
4. If a Cabbalist has lost his Magick Ink, he may prepare an ink according to the method prescribed for the Writing of Magical Books and Scrolls, above.
5. Symbols drawn with the Focus, Brush, and Ink cost 5% from Fatigue Levels and will last almost indefinitely if placed on a permanent, fixed item like a wall, floor, ceiling, etc. Such symbols will gradually fade in time, usually a period of weeks equal to the Magick Level of the Cabbalist. If inscribed on a movable object, the Symbol will fade at the end of the Cabbalist's time factor and become inoperable. However, if inscribed on a fully Enchanted object specially prepared to receive the Symbol (such as a magical Scroll, Book, or perhaps an

Amulet or Weapon), the Symbol will be truly permanent and will be able to generate one spell per day.

6. The Cabbalist can also draw Symbols with regular Magical Ink (used by most Magicians for Magick Writings). However, Symbols so inscribed have two important restrictions placed upon them:
  - p) The Symbol might not be correctly inscribed if the surface is not appropriate (ink could run, etc.), with a chance of error equal to 10% x spell level minus 2 x DEX of the Cabbalist.
  - q) The Symbol will always be temporary, with a duration of 1/2 the Cabbalist's time factor if placed on a fixed surface, and instantaneously discharged if placed on a movable surface. The cost of inscribing such a Symbol is 10% from Fatigue levels.
7. With only a regular pen and ink, a piece of chalk, or anything similar, a Cabbalist can inscribe a Symbol as described for regular Magical Ink, but at a cost of 15% to Fatigue Levels. If the Symbol is inscribed in the dust with a finger or stick, the spell will be ruined if the wind distorts it or if it is in any way disturbed.
8. Finally, at a cost of 20% to Fatigue Levels, a Cabbalist may write a symbol in the air with his finger or the like. The Symbol will appear as a glowing form of "fire" in the air when the drawing is complete and the spell will be discharged from it instantaneously. Such a method is very exhausting because the Cabbalist is not used to performing spells in so direct a manner. The same effect can be produced at 10% cost to Fatigue levels if the Cabbalist uses his Magick Brush/Pen dipped in his Cabbalist Ink.

Cabbalists often work with Artificers, particularly Weaponsmiths and Goldsmiths, because they are capable of inscribing the Symbols on Magical Devices to permit them to be used by Non-Magick Users. The majority of Such Symbols are usually DETECTION spells or Symbols of Guard (Offensive spells are often very tricky when in the hands of Non-Magick Users and thus will not often be placed on items designed for common use).

Cabbalists are also very interested in Demonology, but more from the point of view of binding and restraining destructive spirits or else to command them to perform works in the service of Good (a cruel irony from the Demon's point of view). Refer to the Seals of Solomon. They will tend to avoid the Black Magick route out of religious and philosophical reasons. To reflect this, Cabbalists will not be allowed if players characters have chaotic alignment.

Cabbalists are obsessed with the study of all symbols; a symbol being any shape, design, image, or sound that confers a specific meaning. Consequently, they are excellent linguists, cryptographers, and scholars. Only Cabbalists know the secrets of ward magick, runes and all magick symbols. They also have a fundamental knowledge of circle magick which enables them to tell whether a circle is active and what it can do. The character can recognize and read inscriptions, warnings, and instructions written in a number of languages –including ancient runes and mystic symbols; recognize dangerous or helpful magick circles, identify real wards and determine whether they are energized; identify real rune weapons and many magick items by the symbols inscribed on them; read books of magick and ancient tomes, locate secret passages, and speak a number of different languages – and these are his abilities that don't actually involve magick forces! The Cabbalists can create and activate wards to set magical traps and alarms, for defending an encampment, strategic position or valuable possessions, or to interrogate a prisoner. Furthermore, the Cabbalists can read and use most magick scrolls as well as an activated circle!

Cabbalists rarely preserve their secrets of magick in writing – it would be too easy for someone to steal. Although a Cabbalist often keeps journals written in runes and full of enigmatic symbols and annotations, power words are not among them. Likewise, really important notes and data are often written in code or combined with symbols that reveal little to those uneducated in the study of such things. Frequently, key portions of a magick ward or bit of information will be left out of descriptive notes and formulas, having been committed to memory.

## Power Word Magick



The Power Word Magician is a natural linguist. He spends his early career learning the 7 Ancient Languages, in which all Magick is written. As soon as he masters the 7 Magick Tongues and 21 "modern" languages, he has acquired a vocabulary sufficient to enhance the "targeting" of all the spells he has learned by +10%. For the exact Word is utterly vital to the practice of his Art. There is great Power in the single Word that sums up the very essence of a magical effect, and therefore improves its efficiency.

1. **The Focus:** Power Word Magicians invariably use a staff as a focusing device. The Staff of Focus is enchanted from the 22 Correspondences required by the sign of the device. It is shod with metal, furthermore, to give it weight and strength, for a Power Word Magician's Staff is also the only offensive weapon he will use in battle. With it, he obtains a +10% chance of striking a blow and a -15% parry against all manner of weapons, with a maximum chance of a bash at 20%. It deals out 2 points of damage per WDF and is employed like a Quarterstaff.
2. **The Book:** Power Word Magicians will write down spells


they have learned in a book or scroll that is fully enchanted. A second Focus may be fashioned in the form of a book that has already been written and enchanted by binding it in a cover made of the 22 Correspondances.

Power Word Magicians get along well with Enchanters, whom they regard as kindred spirits because of their love of the spoken word.

Power Words are the basis behind all areas of magick study, whether they be weaved into a spoken incantation or used to activate a ward or circle. Only creatures of magick, and other supernatural beings may possess innate magick powers, often in addition to the study of one or more of the mystic arts.

When a power word is spoken, there is an invisible ripple of magick energy that transcends both space and time, allowing the person invoking the power word to tap directly into mystic energies. Where the magick energy that permeates from ley lines and emanates from most living beings originates, or why the speaking of a mere word (combined with force of will) enables the speaker to draw upon and direct the energy, is a mystery to even the most powerful wizards.

Power words are a guarded secret known only to practitioners of magick. For the Cabbalist, they are key components for the creation of wards, instilling the arcane symbols with mystic energy.



### Magick Square Mysticism

The Magick Square Magician is devoted to Numerology and the wonder of Numbers. He will embody all of the spells he has learned in mystical number sequences which contain the mathematical relation of the magical effects he creates to the world as a whole.

1. The Robe: A Magick Square Magician will create a Focus from the 22 correspondances required by the favorable Sign by using threads created from the correspondances to embroider squares containing number sequences on his robe.
2. The Book of Numbers: A Magick Square Magician will write down spells he has learned in a book or scroll that is fully enchanted. A second Focus may be fashioned by binding an enchanted Book of Numbers in a cover made of the 22 Correspondances. Each page will contain one spell, with notations, finally translated into the correct numerological form.
3. If a Magick Square Magician has lost his Focus, he may write a magical number sequence on a parchment, the dust of the ground, or in the air to cast a spell he has learned. However, so alien is this technique to his usual method of performing magick that he will lose 20% of his fatigue points casting the spell, as it is too direct and hasty a method.
4. Enchantment: A Magick device may be enchanted by a Magick Square Magician in the typical manner of most Magick Users. The device will be inscribed with the magical number sequence.
5. Spell Casting: To cast a Magick Square spell, one has to read the number sequence or else pass one's hand over the symbol in the prescribed manner (only Magick Square Magicians know how to do either of these things). Because of their mutual love of mathematics, Magick Square Magicians and Artificer Mechanicians often become close associates and assist each other in magical projects of joint interest.
6. Anti-Magick: At MKL 18, a Magick Square Mystic acquires the ability to temporarily nullify all magical effects around him for a distance of 1-10 times his spell casting range. The Anti-Magick capability is not learned but rather comes as a mystical insight into the nature of the Universe. From 1-3 Fatigue points are expended per turn the capability is exercised.
7. The Spirit Guide: At MKL 7, a Magick Square Mystic acquires a Spirit Guide similar to the Medium's, and he is able to enter Medium-like trances.

### Summoning



The Summoner is the infamous "mad Mage" who dares to call on supernatural monsters and elemental forces to try to control and command them. These power hungry men and women dare to open dimensional portals to explore other worlds and enslave alien beings and supernatural creatures. The Circle Master is the most feared of all the men of magick, because most are willing to sacrifice anything to attain their goals. To that end, most will subject themselves to personal sacrifice, suffering and madness to command the malevolent forces made available to them through the secrets of circle magick.

Many Summoners start their career full of dreams and good intentions, confident that they will not succumb to the dark forces at their command and which whispers in their ear. Most are slowly corrupted until they are as evil or self-serving as the inhuman beings they try to command. It is only the most foolish, arrogant and self-righteous Circle Masters who convince themselves that they are safe from the evil that walks in their shadow - for he who consorts with demons, the supernatural, and creatures of magick will eventually fall victim to them in one way or another.

A Summoner character may start with any alignment but the foul nature of the circle making, its components and the sacrifices needed to activate them usually limit him to chaotic alignments. Those who try to maintain a good or even an unprincipled alignment must forbid themselves from ever using certain circles, which severely limits the scope of their potential power. The tiny handful of good Summoners only use protection circles and those that do not enslave or harm others. Nor will they engage in the blood sacrifice of sentient beings or consort with demonic supernatural forces for fear that it will lead to their corruption (which it usually does).

1. Understands, creates and uses all types of circles: The Summoner is an expert in circle magick and knows all protection and summoning circles. However, the Summoner starts with no power circles. These powerful magick devices must be acquired over time. Power circles can be occasionally provided as a reward from a demon lord, forced out of a supernatural being or other Summoner. However, most power circles are learned by finding drawn circles or ancient drawings or text of circles that the Mage can study and decipher into a working circle.
2. Deciphering Circles: Whenever a previously unknown magick circle is discovered, a Summoner will draw a diagram of it in his notebook, paying special attention to components and clues that will hint at the circle's function. By studying the symbols, he is likely to discern the circle's purpose and the components needed, but formulating exactly how it works is much more difficult and dangerous.
3. Recognize Enchantment: The Summoner is astute at recognizing the influence of Magick and drugs that charm, hypnotizes, mesmerizes, daze or otherwise causes mind control, including trances, domination, and compulsion. This ability also includes identifying Magick sickness, curses, the effects of faerie food and faerie magick, and supernatural or Magick possession. Illusions, metamorphosis, and other types of shape-changing do not count as enchantment. Base Skill: 40% +5% per level of experience.
4. Recognize Magic: The Summoner has a certain percentage chance to recognize a Magick item by shape, inscription, Magick symbols or intuitive gut feeling. It is important to understand that while the character may know something has magical properties, he does not know what powers the item may have or how to use them, unless it is written in mystic symbols. Base Skill: 20% +5% per level of experience (+10% if Magick symbols are involved).

Once the Summoner believes he has unravelled the mystery of the circle, he can find out if he is correct only by creating it and invoking the power words he believes are necessary. It is the determination of the power words which is the most difficult pieces of the puzzle in deciphering a circle, because they must be surmised from the circle's purpose, symbols and components.

Each time a player wants to discover if his character has deduced the correct creation/invocation of a circle, he must actually create the circle and attempt to activate it with his power word sequence. Then and only then does the GameMaster allow the player to roll percentile dice for a successful deciphering of the circle. Base Skill: 20% +4% per level of experience.

If the roll is a success, the circle will function exactly as it should.

If the roll is unsuccessful, the character has not deciphered the correct circle invocation and must roll on the following table for likely reactions.

d100	effect
01-10	Small explosion, 3d6 damage to every person in the circle.
11-20	Big explosion, 6d6 damage to a 20 foot radius.
21-25	The Summoner is drained of all fatigue points.
26-30	Teleports the Summoner 50 miles away.
31-35	Temporarily blinds the Circle Master for 3d6x10 minutes.
36-40	Suffers from a terrible hallucination that lasts for 6d6 minutes.
45-50	Summons a gargoyle or lesser entity.
51-55	Summons a lesser demon who is not happy to be called upon.
56-60	Summons a elemental who is not happy to be called upon.
61-65	Memory loss! For 1d4 days, the Summoner cannot remember who he is or anything about circles and symbols, but he

- 66-70 will be able to perform other skills as normal.
- 66-70 The Summoner (and anybody else in the circle) is struck by paralysis for 2d6x10 minutes.
- 71-75 Turns self invisible or into mist and cannot turn back to normal for 1-3 hours.
- 76-80 Berserker rampage! The Summoner attacks everyone encountered over the next 6d6 minutes.
- 81-00 No reaction whatsoever.

Note: Incorrect circle invocations will react differently each time the character tries to use the circle.

the recipient is comparable to a missile being directed at a target. Clearly, this includes most spells of Detection, Necromancy, Black Magick, Command, Illusion, and Ancient Lore, as well as Basic Magick.

The Magick Conflict Table provides the probabilities of each type of Magick User or of a device to strike the intended target with a spell. "Targeting" a victim must occur if a spell is to have any effect. The table contains a number of columns, each column giving the probabilities of a type of Magick User to "target" the type of intended victim listed below. The basis of comparison in this table is the Experience Factor. One Experience Factor = 10,000 experience points. There are three percentages given for each type of target under the appropriate type of Magick User. An example is given below:

Target Type	Natural Magick	Minor Arcane	Major Arcane	Mystic	Priest	Magick Device
Minor Arcane	80/45/20	80/50/25	80/50/25	90/50/25	80/50/25	80/45/20

If the Experience Factor is more than 5 factors greater than the target (50,000 exp. points), the left-hand percentage is used as the chance of successful targeting. If the Experience Factor is 5 points greater to 10 points less than the target, the center percentage is used. If the Experience Factor is over 10 points less than the target, the right-hand percentage is used. These correspond to an attacker being a Superior, Equal, or Inferior Magick User, compared to the target's defensive resistance to Magick.

For example, if a Mystic were targeting a Mage of the Minor Arcane, one of three probabilities would be available. Suppose in all cases that the Minor Arcane has 20 EF (200,000 exp. Points). If the Mystic had 26+ EF, targeting is on 01-90. If the Mystic has 10-25 EF, targeting is 01-50. Finally, if the Mystic has 0-9 EF, targeting is only 01-25.

Magical Devices are rated at the EF of the Mage upon completion of the Enchantment, plus +1 EF per 5 years of existence. Focusing Devices are at the Mage's current EF, but will add +1 EF per 5 years of existence after his death.

Some targets will not be rated for EF. Thus the percentages remain the same across the board, as in 50/50/50.



## Sorcery

## Magical Conflict



ny Magick not clearly beneficial to a recipient is considered to be "hostile" in nature. Indeed, any spell intended to influence any creature or object directly or to reveal some information without the freely given consent of

# Magick Conflict Table: Spell Targeting

<i>Target</i>	<i>Natural</i>	<i>Minor Arcane</i>	<i>Major Arcane</i>	<i>Mystic</i>	<i>Evil Priest</i>	<i>Magick Device</i>
Natural	90/50/25	90/50/25	80/50/25	80/50/25	80/50/25	80/45/25
Minor Arcane	80/45/20	80/50/25	80/50/25	90/50/25	80/50/25	80/45/20
Major Arcane	80/45/20	80/50/25	90/50/25	90/50/25	80/50/25	80/45/20
Mystic	80/50/25	80/50/25	80/50/25	90/50/25	80/50/25	80/45/20
Cleric & Druid	80/50/25	70/45/20	75/40/25	75/40/25	80/50/25	70/40/20
Evil Priest	90/50/25	80/50/25	80/50/25	90/60/25	90/50/25	75/45/20
Fighting Cleric	80/55/30	80/50/25	80/50/25	90/55/25	80/50/25	80/60/25
Knights	80/60/30	80/60/30	80/60/35	80/60/40	85/60/40	80/60/40
Fighting Men	90/65/40	90/60/40	90/60/40	90/60/40	90/70/45	90/60/40
Other Humans	90/70/40	90/60/40	90/60/40	90/65/45	90/70/50	90/60/40
Hobbits	75/45/20	70/40/20	70/40/15	75/50/25	80/50/20	75/45/20
Dwarves	85/45/25	70/40/20	70/40/15	75/50/25	80/50/20	75/45/20
High Elves	80/45/20	80/45/20	75/40/20	80/50/25	75/40/20	75/40/20
Grey Elves	85/45/20	80/45/20	75/40/20	85/50/25	75/40/20	75/40/20
Wood Elves	90/50/25	80/45/20	80/45/20	90/50/25	80/45/20	80/50/20
Goblins	90/75/50	80/60/40	85/65/45	90/75/50	85/65/45	90/75/50
Gnolls	80/60/40	80/50/30	85/55/40	90/75/50	85/65/45	90/60/40
Ogres	80/50/20	75/50/20	75/50/20	90/60/30	80/50/25	80/50/25
Trolls	80/50/25	70/40/20	70/40/20	80/50/25	80/50/25	80/50/25
Giants	80/50/25	80/45/20	80/45/20	80/50/25	80/60/30	80/45/25
Lycanthropes	80/60/30	80/45/20	80/50/20	80/50/25	80/60/30	80/45/25
Skeletons	40/40/40	50/50/50	50/50/50*	45/45/45	60/60/60	50/50/50
Zombies	40/40/40	50/50/50	55/55/55*	45/45/45	60/60/60	50/50/50
Deaths	40/40/40*	35/35/35	35/35/35*	40/40/40	60/60/60	50/50/50
Ghouls	80/45/25	80/45/25	80/45/25*	80/45/25	80/45/25	80/45/25
Barrows Wights	25/25/25*	25/25/25	25/25/25*	35/35/35	35/35/35	25/25/25
Wraiths	25/25/25*	25/25/25	25/25/25*	25/25/25	35/35/35	25/25/25
Phantoms	25/25/25*	20/20/20	25/25/25*	40/40/40	20/20/20	40/40/40
Spectres	20/20/20*	20/20/20	20/20/20*	20/20/20*	40/40/40	30/30/30
Vampires	40/40/40	25/25/25	30/30/30	35/35/35	50/50/50	40/40/40
Mummies	20/20/20	20/20/20	30/30/30	30/30/30	40/40/40	40/40/40
Demons	75/50/25	75/50/25	75/50/25	90/60/30	80/60/30	75/50/25
Great Horses	50/50/50	25/25/25	25/25/25	25/25/25	25/25/25	40/40/40
Basilisks	45/45/45	20/20/20	25/25/25	30/30/30	35/35/35	40/40/40
Centaur	80/80/80	50/50/50	50/50/50	75/75/75	60/60/60	60/60/60
Chimera	80/80/80	40/40/40	60/60/60	75/75/75	60/60/60	50/50/50
Cockatrices	75/75/75	30/30/30	35/35/35	40/40/40	45/45/45	60/60/60
Dragons	90/60/25	75/40/20	75/40/20	75/40/25	75/40/20	80/50/25
Gargoyles	45/45/45	45/45/45	45/45/45	60/60/60	70/70/70	60/60/60
Gorgons	25/25/25	25/25/25	35/35/35	35/35/35	40/40/40	50/50/50
Griffins	60/60/60	25/25/25	35/35/35	40/40/40	35/35/35	45/45/45
Harpies	50/50/50	50/50/50	60/60/60	60/60/60	60/60/60	50/50/50
Hippogriffs	70/70/70	25/25/25	35/35/35	40/40/40	35/35/35	50/50/50
Hydras	50/50/50	40/40/40	40/40/40	40/40/40	75/75/75	50/50/50
Manticores	65/65/65	50/50/50	50/50/50	50/50/50	50/50/50	50/50/50
Minotaurs	60/60/60	50/50/50	50/50/50	50/50/50	50/50/50	50/50/50
Pegasi	50/50/50	25/25/25	25/25/25	25/25/25	25/25/25	25/25/25
Unicorn	35/35/35	25/25/25	25/25/25	25/25/25	25/25/25	25/25/25
Will o Wisp	30/30/30	40/40/40	35/35/35	70/70/70	40/40/40	45/45/45
Wyverns	80/80/80	40/40/40	50/50/50	50/50/50	50/50/50	70/70/70

## Overcoming Target Defenses

If the target is protected by Magick, the spell may have to overcome the protections before the intended victim may himself be targeted:

18. If a Circle of Protection defends the intended target, the Circle must itself be targeted for the spell to penetrate. Failure to penetrate the Circle causes the spell's effects to be dissipated outside the Circle.
19. If the intended target is wearing an Amulet of Protection, the Amulet must be targeted to penetrate its defenses. The Amulet will have an "Experience Factor" equal to that of the Magick User who fashioned it (at the time of enchantment). In addition, an Amulet will acquire 1 Experience Factor of its own for every 5 years of its existence. For example, if a Magick User with 100 Exper. Factors fashioned an Amulet 300 years ago, the Amulet would have 100 + 60 = 160 Exper. Factors for purposes of defense. If such an Amulet is overcome, the defensive spell will discharge for 1-10 days if the spell overcoming it was of a harmful nature and directly injurious. Note: Amulets protecting against spells of Illusion and Commands have other properties as well.
20. If the intended target is carrying a Focus, the Focus will have the same Exper. Factor as the Magick User wielding it. The Magick User may elect to use the Focus defensively, like an Amulet. However, there is a 50% chance of a Backfire occurring if the Focus fails to stop the spell. (See Magical Backfire.)
21. After all of the above defenses have been overcome, the spell will reach the victim himself and is targeted against him according to a comparison of the Exper. Factors of attacker and defender. If targeting occurs, the victim is affected by the spell.

If Words of Guard or Prayers had been spoken, the penalties against targeting are subtracted from the percentage needed to target the outermost magical defense.

The Magick Conflict Table gives the percentage chance of hitting a particular target. However, animals and non-sentient materials are not in the list of targets.

If an animal is the target, use the following guidelines:

1. Small animals: 25% chance of targeting; Natural Talents add 10%.
2. Large animals: 50% chance of targeting; Natural Talents add 10%.

Increase the targeting chance by +2% per MKL of the Magick User.

If non-sentient material (rock, wood, etc.), the basic chance is 60% + 2 per MKL of the Magick User.

### Area Effects

When a Magick effect occurs in a general area, all figures in that area may be affected by the spell. Each figure is individually targeted. Fireballs and the like are area effects, as are many illusions and some commands.

### Necromancers

Necromancers enjoy special advantages when casting spells at all forms of Undead, so increase their targeting probability by +35% against Undead, Phantoms, and Specters and those marked with the \* on the chart.

### Mediums

Mediums are used to dealing with Spirits and other incorporeal beings, so increase their targeting probability by +35% against Deaths, Phantoms, and Specters and those marked with \* on the chart.

## Effects of Obstacles

The targeting percentage chance of success is lowered if the spell has to penetrate an obstacle. The Magick effect only appears to travel from the Magick User, but actually only the spell influence does the traveling. The effect itself materializes at the target location. That is why spells might be cast through solid objects, like walls. A failure to "target" the spell would mean, in such instances, that the spell failed to penetrate the obstacle. The following deductions are cumulative for any obstacles that stand between the spell caster and his target:

Target Invisible but generally located	= -25%
Target obscured by foliage or partial cover	= -10%
Target seen in a mirror or pond reflection	= -10%
Target using "Blurred Image" spell	= -10%
Target obscured by real /illusory cloud	= -3% per foot
Targeting by Astrology or Divining	= -20%
Target behind obstacle of dense rock	= -25% per foot
Target behind obstacle of porous rock	= -15% per foot
Target behind obstacle of dirt	= -10% per foot
Target behind wall of water	= -5% per foot
Target behind wall of ice	= -6% per foot
Target behind wall of fire	= -5% per foot
Target behind wall of light	= -10% per foot

Target behind wall of darkness	= -15% per foot
Target behind wall of cold	= -2% per foot
Target behind wall of True Lead	= no penetration
Target behind wall of lead	= -20% per inch
Target behind wall of metal	= -15% per inch
Target clad in full armor of Star of Iron	= -10%
Target clad in full armor of Mithril	= -20%

## Effect of movement

Targeting percentages may also be affected by movement of either the caster of the spell or the target:

Spell caster is moving faster than 10 feet per turn	= -10%
Target is stationary and in view	= +10%
Target is moving faster than 30 feet per turn	= -5%
Target is moving faster than 100 feet per turn	= -15%
Target is advancing toward spell caster	= +10%

## Effect of Enhancement

Enhancement of targeting percentages has been dealt with previously, but no more than +25% enhancement may be gained for any spell.

## Spells Which miss the Target

If a spell misses its target, it does not disappear unless it was stopped inside a Magick Protective Circle. Rather, the "aim" of the Magick User was off. Roll percentage dice:

1-15%	= Spell deflected 60 degrees to the right.
16-30%	= Spell deflected 30 degrees to the right.
31-40%	= Spell lands short 1/4 of the distance.
41-47%	= Spell lands short 3/4 of the distance.
48-52%	= Spell caster manages to correct error in time and strikes target.
53-60%	= Spell overshoots target by 10' to 30'.
61-70%	= Spell overshoots target by 10' to 60'.
71-85%	= Spell deflected 30 degrees to the left.
86-100%	= Spell deflected 60 degrees to the left.

## Backfire

"Backfire" is an undesired effect which occurs when a spell has gone awry. It occur on two occasions:

1. When a Magick User fails to cast an "unlearned" spell against a specific target on the Magick Conflict Table.
2. When a Magick User fails to cast any spell against a target defended by an Amulet of Protection enchanted by a Magick User of equal or higher level.

Magicians work with exceedingly powerful forces, and the more they are able to draw upon them, the higher the probability that something else can happen, for control has been lost when a backfire occurs. If a "Backfire" is possible, the chance of a Backfire occurring is the same as the percentage chance of casting an "unlearned spell" or else the percentage chance of "targeting" the intended victim or material. If the Backfire does occur, use the following table:

Level of Spell Cast	Fatigue Loss	Rebound
Below spell casting level	1-85%= -15% fatigue	86-100%
At spell casting level	1-80%= -25% fatigue	80-100%
Above spell casting level	1-65%= -50% fatigue	66-100%
Unlearned spell	1-50%= -50% fatigue	51-100%

LOSS OF FATIGUE POINTS means that no magical effect materializes, but from 15% to 50% of the Magick User's total fatigue level is exhausted by the failure to control the spell. Any excess points required for expenditure become body hits, as in the case of a Magick User who has already expended 60% of his fatigue level and has a Backfire for a spell above his casting level. He would have to take hits to the body equal to 10% of his total fatigue points.

REBOUND means that something bad happens to the Magick User. The exact nature of the Rebound is variable, but always in keeping with the mode of the spell caster. The exact details should be left to the Game Master, who is encouraged to be original and humorous but never murderous or overly brutal. Some spells could boomerang on the Magick User, but not fatally. A 50 hit-point Fireball could become a point of flame just enough to give a hotfoot. An Enchanter might find he had temporary loss of voice for several turns. A Power Word Magician could forget the Word of Power for a spell he was trying to cast. A Cabbalist might develop a trembling in the fingers that makes it impossible to inscribe a Symbol for a time. And so on.

BACKFIRE IN A SCROLL OR DEVICE has more serious results. Fatigue Loss means that 15% to 50% of the charges in the device are drained from the device. Rebound has a 10% chance of completely erasing the

spell that was cast from the Scroll or Device, and otherwise causes fatigue loss by draining spell charges.

When "learning" spells, there is sometimes a chance of an "Automatic Backfire" as well. In such cases, see failure to cast the spell on the Magick Resistance Table. (See "Magick Resistance" in The Magicians, Part 1.)

Dice	Backfire Result
01-10	Fatigue is reduced by a number equal to the Fatigue already expended in the attempt.
11-17	Fatigue is reduced by a number of points equal to twice the Fatigue already expended in the attempt.
18-22	Fatigue is reduced by a number of points equal to three times the Fatigue already expended in the attempt.
23-24	Fatigue is reduced by a number equal to four times the number of points already expended in the attempt.
25	Fatigue is reduced by a number of points equal to five times the Fatigue already expended in the attempt.
26-35	Your spell has reversed itself and is presently taking full affect on your own person instead of on the intended target.
36-45	Once again your spell has reversed itself as in result 26-35. However, this time, in addition to the effects of the reversal, your Fatigue is reduced by a number of points equal to the Fatigue expended in attempting to cast the spell.
46-50	Your companions may well curse your name for this! The GameMaster assigns a number to each character within Range and rolls d10. The character whose number is first rolled is the target of the spell. If no character's number is rolled, the GameMaster rolls again until one character's number is rolled.
51-56	A result similar to 46-50 except that the spell's effect is doubled (GameMaster choosing what attribute of the spell will be doubled).
56-60	Your spell takes effect, but only at half strength. The GameMaster determines what characteristic is to be halved and does so (rounding down).
61	You are cursed with total blindness lasting d10 weeks.
62	You are cursed with total blindness lasting a number of weeks equal to 2d10.
63	You are cursed with total blindness lasting a number of weeks equal to 3d10.
64	You are cursed with total deafness lasting a number of weeks equal to the result of a d10 die roll.
65	You are cursed with total deafness lasting a number of weeks equal to 2d10.
66	You are cursed with total deafness lasting a number of weeks equal to 3d10.
67	You are cursed with being totally mute for a number of weeks equal to the result of a d10 roll.
68	You are cursed with being totally mute for a number of weeks equal to 2d10.
69	You are cursed with being totally mute for a number of weeks equal to three times D10.
70	You are cursed with insomnia and nightmares and may only regain half Fatigue (rounded up) during sleep periods for d10 weeks.
71	You are cursed with insomnia and nightmares and may only regain half Fatigue (rounded up) during sleep periods for a number of weeks equal to 2d10.
72	You are cursed with insomnia and nightmares and may only regain half Fatigue (rounded up) during sleep periods for a number of weeks equal to 3d10.
73-75	You are cursed with a virulent skin disease which will cause you intense pain and make you hideous to look upon. The disease will reduce your Physical Beauty by 10. Once cured, the disease will still reduce your Physical Beauty by 1 for each full week during which it affected you. This reduction is a permanent result of scarring.
76-80	You are cursed with periodic muscle spasms of random occurrence and unpredictable duration which tend to leave you limp and exhausted. The spasms will persist until you are cured. Reduce Dexterity by 5 until you have been cured.
81-85	You begin to suffer from intense and regularly recurring migraines which reduce your Int by 1 and your PMF by 3 until you are cured of your affliction.
86-90	You become arthritic and enfeebled and will remain so until cured by a healer. Reduce your Fatigue by half (round down) and subtract 4 from Dexterity until cured.
91-95	You have become subject to creeping senility which will last until cured and which will become worse as time goes on. Your PMF is immediately reduced by 2 and is reduced by an additional 2 at the beginning of each week until cured. Once cured of your affliction, you will have to relearn any spells forgotten during the period of your illness.

All spell attempts made during the illness will have their Base Chance for targeting reduced by 10%.

96-100 You are cursed with total amnesia and lose all skills, ranks and magical abilities for a period equal to 1d10 day. During this time, you may not cast spells or use a weapon. Your friends will have to care for you since your surroundings are totally unfamiliar and your survival defenses will have been quite effectively short-circuited. You will willingly take their orders and advice, but you would just as willingly follow an ogre into his cave if he asked you.

## Spells of Protection



here are a number of spells of protection, but the one universally used to counter the hostile Magick of others is the enchanted Circle of Protection. All practitioners of the Arcane Arts automatically know how to cast a Circle.

## The Circle of Protection



ll Magick Users can cast a charmed protective Circle up to 10 feet in diameter. A single Magick User can protect himself and up to 6 companions in this way. A Coven of Witches (Hex Masters) may cast a 20-foot Circle which may contain the 13 Witches and 3 others. Unless created by an Enchanter with a Lyre of Apollo, the Circle is immobile. So long as the caster and his companions remain in the Circle, they are protected.

To form a Circle, the caster must Remember the spell (see INT Prime Requisite). This procedure takes at least 1 turn, and possibly longer if the caster cannot remember right away. When he has Remembered, the circle is formed by the caster expending 1-6 fatigue points and casting the spell according to his usual method:

- *Trance State:* Shaman, Drug Trance, Dance/Chant, Medium.
- *Incantation and Mantra Gesture:* Power Word, Enchanter, Elf.
- *Physically Drawing the Circle and Incantation:* All other Magick Users.

When the Circle is formed, the boundaries of the protected area shimmer in a manner like the way air shimmers over hot pavement. The protection lasts for the full Time Factor of the caster; but it can be extended at the further cost of 1-3 fatigue points per turn, and anyone in the Circle may lose fatigue points as required.

If more than one Magick User is present in the Circle, up to 3 may combine their Power to strengthen its defenses. The 3 most powerful usually do this. The most powerful of the Magick Users contributes his full Experience Factor, and the other 1 or 2 Magick Users contribute 1/2 of their Experience Factors.

Circles of protection do not of themselves prevent passage of some creatures. Barrier effects are automatically provided against Summonings, Undead, Lycanthropes, Missiles, and Magick Attack. However, a solid barrier can be erected only if the Mage knows a Create Earth, Air, Fire, or Water spell. We assume the barrier to be of the maximum possible volume of material that could be created by a Mage of PMF 50. Once a Circle is made to resist entrance, all those outside the circle are prevented from entering - including friends. Each effect of the Circle (may be activated at need without time lag, but at a cost of 10% fatigue without a focus and 5% fatigue with a focus. When 2 or 3 Mages are operating, in a team, one or all may contribute to the defense (This is why Mages have apprentices; the latter contribute fatigue loss requirements and tend to defensive matters under the Mage's guidance while he works magick against the foe.)

1. **TARGETING:** All spells directed against the Circle must be "targeted" on the Magick Conflict Table as if the attacking Magick User was casting a spell at the defending Magick User at the comparative targeting percentages. If Words of Guard or Prayers have been uttered, the targeting percentage is reduced by the penalty percentage. If targeting fails, the spell is dissipated at the boundary of the charmed area, and rebound effects will occur for all materials cast at the Circle with Basic Magick.
2. **PROTECTION VS BASIC MAGICK:** After targeting is successful, matter cast at any of the occupants of the Circle will be able to enter the protected area. If the defending Magick User(s) do not know the Create spell for the type of matter, 1/2 damage will be suffered and "bash" probabilities exist. If the defender has learned the Create spell, 1/4 damage is suffered and no bash occurs, with the material disappearing as damage is assessed. If the defender is able to duplicate the spell, 1/10 damage is suffered and no bash occurs, with the material disappearing as damage is assessed. Note: To strike anyone, the material breaking into the Circle must be successfully targeted against him. If targeting fails against everyone in the path of the missile, it passes out of the Circle and continues to the limit of its range.



3. PROTECTION VS ILLUSIONS: After targeting is successful, an Illusion cast at any of the occupants of the Circle will be able to enter the protected area. All who can see the Illusion will save at the IQ percentage of the defending Magick User with the Highest INT score. If the defender is wearing an Amulet of Protection vs. Illusions (see Illusion Spells) or is speaking Words of Guard, the appropriate save bonus is added to the percentage needed to disbelieve the Illusion's reality. If the highest defending Magick User disbelieves, the Illusion disappears. If he fails, all must disbelieve at their own IQ percentages to "save." If the defender has learned a Detect Illusion and a Dispel Illusion capable of identifying and dispelling it, he may cast the Dispel before the Illusion is targeted against the Circle. In this instance, the Detect and Dispel count as a single spell for the purposes of fatigue point loss for spell casting.



4. PROTECTION VS COMMANDS: After targeting is successful, a Command cast at any of the occupants of the Circle will be able to enter the protected area. The protective field reduces the spell of Command by 1 grade of proficiency for each 3 MKL or part thereof which the defender possesses (in this case, only the highest defender in the practice of spells of Command). For example, if a Magick User of grade IX proficiency cast a Command at the Circle of a MKL 9 defender, the spell would drop to grade VI save percentages (MKL 9 = -3 grades). If the Circle fails in this second phase of defense, the spell is unleashed inside at grade IX percentages. If the defending Magick User was also wearing an Amulet of Protection vs. Command or Words of Guard were spoken, the appropriate "save" bonuses would be added to the "save" percentages of the circle.



5. PROTECTION VS SUMMONINGS: A Circle provides total protection against any being who is summoned by the defender; Demonic or otherwise makes no difference because any summoned being cannot cross the edge of the Circle, nor cast Magick into it, nor cause anyone else to enter it. However, if the summoner or any of his companions leave the circle for any reason, the summoned being will instantly attack.



6. PROTECTION VS DETECTION: A Circle will block most forms of detection except an Astrological Reading or Diviner's Prediction. In most cases, the beings inside a Circle will appear to have vanished from the very face of the planet. Adepts at the casting of Illusions may choose to confound such magical eavesdropping, for a Circle will detect attempts at Detect 1-25% of the time. Such Illusion is a form of Misdetection spell, permitting the eavesdropper to see or overhear only what the Adept desires. However, since it is the nature of Magick that

risks have to be run, a failure of the Misdetection causes the eavesdropper to succeed with his Detection spell.



7. PROTECTION VS UNDEAD AND LYCANTHROPES: Lycanthropes must succeed a FER CR to come within 10 feet of the circle. There is a 10% chance per 2 MKL or part thereof possessed by the defender that any Undead or Lycanthropes attempting to cross the edge of a Circle will be prevented from doing so. Undead or Lycanthropes penetrating the circle suffer -10% to all actions performed in the circle. If the Undead or the Lycanthrope fails, it is prevented from making another attempt for 1-6 turns.



8. PROTECTION VS BLACK MAGICK: A Circle proves 95% protection against Curses, Death Spells, and the like, which are cast at anyone within the Circle Such spells require exact precision and meticulous planning, and any protective barrier as powerful as an enchanted Circle will upset the delicate balance of Black Magick penetrating the circle by successful targeting. Note: any Amulets vs. Curses, etc., would automatically negate such spells entirely within a Circle.



9. GENERAL PROTECTION VS MAGICK: All advanced or specialized spells will fall into one of the above categories or will require successful targeting to enter a Circle.
10. PROTECTION VS MISSILES: A Circle reduces the hit probability of all missiles thrown or shot by hand or by weapons and engines by -5% per 2 MKL or part thereof possessed by the defender. Missiles which are stopped will fail to earth 1-50% or deflect 51-100% of the time. When a defender has attained MKL 16, any deflected missiles will be turned back on the persons firing them, with accuracy equal to the defender's own hit probability. This also applies to missiles cast by Basic Magick, provided a defender has a PMF capable of manipulating the volumes of material involved. Basic Magick missiles so deflected will travel only 1/2 the range of the original caster.



11. PROTECTIVE BARRIER: If the caster of a Circle knows the appropriate Create spell, he may erect a Wall around the circumference of the protected area. He may cast the Create spell simultaneously with the Circle of Protection (the spells are separate, requiring additional fatigue point expenditure for the Create), or he may cast it at any time afterward. The barrier affects targeting a spell both inside and outside the Circle because solid material lies between. It also impedes movement or does damage to any being attempting to cross the edge of the Circle. Missiles, including those of Basic Magick, are affected by the presence of the barrier. There is a 1-25% chance that the barrier will be Invisible to anyone outside the Circle.
12. THE GREAT PROTECTION: At an expenditure of 1-6 fatigue points per turn, a defender may erect a magical shield



around the Circle that is impervious to any Magick. However, all light is blocked by the Protection, and there is no way of seeing out or of driving any spell through the magical barrier. From the outside, the protected area appears as an intense black hemisphere. All physical objects and all beings, physical or incorporeal, are unable to pass. The spell may be maintained as long as any of the persons inside can expend the required fatigue points.

13. PROTECTION VS GOOD OR EVIL: The circle protects the caster and all those within the circle from direct attack by those of Lawful or Chaotic alignment. A FER CR must be succeeded to cross the circle. Those penetrating the barrier suffer -10% to all actions performed in the circle.
14. PROTECTION VS DEMONS AND ANGELS: There is a 5% chance per MKL possessed by the defender that any Demons or Angels attempting to cross the edge of a Circle will be prevented from doing so. If the Demon or the Angel fails, it is prevented from making another attempt for 2-12 turns.
15. PROTECTION VS FAERIES: Faeries must succeed a FER CR to come within 10 feet of the circle. There is a 5% chance per MKL possessed by the defender that any Faeries attempting to cross the edge of a Circle will be prevented from doing so. Faeries penetrating the circle suffer -10% to all actions performed in the circle. If the Faerie fails, it is prevented from making another attempt for 2-12 turns.

The moment a Magick User exhausts all of his fatigue points or is rendered unconscious or under the control of another, the Circle of Protection will disappear in the following turn. There is also a 20% chance that a Circle penetrated by a spell of a Superior Magick User will collapse under the Power unleashed against it. If total collapse occurs in this way, any protections that the Circle might provide to occupants even after a spell has penetrated are lost.

## Prayers

Prayers fall-into several categories:

1. COMMON PRAYER: Any character may say a Prayer to his particular deity, giving him a 5% defensive advantage against all forms of spell targeting and also on saves from the effects of Illusions, Commands, and Black Magick. A Prayer may be said at the cost of 1 fatigue point, and the effects last 6 turns.
2. CLERICAL PRAYER: A Cleric or Fighting Cleric may say a personal Prayer 75% of the time before a spell is targeted against him, giving him 20% advantage against targeting and also saves from the effects of Illusions, Commands, and Black Magick. It may also be said in anticipation of peril, and the effects last 6 turns. Cost: 1 fatigue point.
3. BENEDICTION: A Cleric may bless his companions, giving them all a 10% advantage in all defensive targeting situations and on saves from the effects of Illusions, Commands, and Black Magick. A Benediction may be given at any time characters are not actively engaged in combat. It may be bestowed at the cost of 1 fatigue point per recipient and the effects last 10 turns.

Prayers are similar to Words of Guard, and both cannot be employed at the same time in a defensive situation unless protecting against Black Magick or Poison.

## Holy Relics

**H**oly Relics are cherished items of deep religious significance, like bits of the bones of a Martyred Saint. Such Relics are rare, although many imitations abound in the marketplace. A true Relic is one of the most powerful defenses against Magick that can be found, but it will operate only for a Lawful person. Any Lawful person in possession of a Relic will automatically occupy the position of a Superior defender in the Magick Conflict table. He will be immune to Black Magick. A Relic may be employed in addition to any other form of magical protection.

Relics represent the tangible power of heaven; while they are transitory things, pieces of wood, bone or metal, things that may fade with time, they are also Eternal, for they literally house the power of Heaven. Relics were a vital component of spiritual life in the Middle Ages: Charlemagne's throne in Aachen was constructed with cavities filled with relics; the Holy Lance which pierced Christ's side was the most important possession of 10th century rulers; kings wore relics in their crowns and about their necks. Relics were also items of bargaining power in the Middle Ages - he who possessed the most relics had the most power. Even the common man sought relics, and would undertake great pilgrimages for a sliver of bone believed to have been that of a minor saint's. Relics are items infused with the Divine power.

There are typically two components to any relic: the relic itself and the reliquary. The relic is usually a piece of a saint's body, e.g., a bone (or splinter), mummified organ, tongue, lock of hair, etc. Some relics are not body pieces, but personal property or other items that have some significance to the saint or the Church, e.g., a splinter of wood from the True Cross.

The reliquary is the housing for the relic, which may be as simple as a box, or as ornate as a gilt iron cage. Reliquaries are often forged or welded shut around the relic itself, permanently locking it within the reliquary. This has the benefit of protecting the relic from accidentally coming loose from the reliquary, but it also traps it in there; a number of relics are unusable, because they are locked in items that are either not portable, or are too fragile, and the risk of shattering both relic and reliquary is too strong.

The Order of Saint Paul has long known of the value and effectiveness of relics in the war against the supernatural. Early Exorcists usually went out of their way to procure relics whenever possible. Supernatural creatures may attempt to physically destroy relics; however, some creatures, like vampires, are loathe to touch relics for fear of the pain and damage that results.

## Sample Relics

### Ring of Chrysostom

This ring, a silver band with a rough cross engraved in it, was believed to have been worn by St. John Chrysostom. Wearing this ring provides a bonus of +2 on FER CR. John Chrysostom, Archbishop of Constantinople, was an important Early Church Father. He is known for his eloquence in preaching and public speaking, his denunciation of abuse of authority by both ecclesiastical and political leaders, the Divine Liturgy of St. John Chrysostom, and his ascetic sensibilities.

### Franciscan Aspergill

This aspergill contains a splinter of bone from Saint Francis. When sprinkling holy water across a room, the priest can create an area acting as a protective circle without expending fatigue points. Bearing this aspergill provides a bonus of +2 on FER CR. Saint Francis of Assisi was an Italian Catholic friar and preacher. He founded the men's Franciscan Order, the women's Order of St. Clare, and the lay Third Order of Saint Francis.

### The Martyr's Fire

This lantern was forged with the ashes of martyr's bones. Those with Faith who are in the radius of light provided by this small lantern (approximately 25 feet) will remember the sufferings of the martyrs, and will receive strength from their suffering: they will not suffer dice penalties from wound levels. While they can still be damaged as normal, their wounds will not impair their actions in any way.

### Byzantine Thurible

This ornate silver thurible appeared just after the fall of Constantinople, brought to Rome by an Inquisitor who saved it from destruction by the infidels. When used by someone with Lawful alignment to cense a room, the smoke from this Thurible will temporarily lower the Shroud, revealing the presence of wraiths. Until the smoke clears (usually about half an hour, depending upon the size of the room and the ventilation), the room acts as a protective circle.

### The Eunuch's Scapular

This scapular is alleged to have been worn during the life of a devout Cypriot saint who castrated himself to avoid the temptations of flesh. Demons and spirits tempted him in his cell daily, promising to restore his condition and provide the utmost physical satisfaction if he would only renounce Christ for one hour. His prayers were strong enough to drive off the advances of these incubi. Wearing (or carrying) this scapular will render one immune to spells of command.

### Dagger of Thorns

This dagger appeared in a Syrian church in the 6th century, brought by a cenobite monk who claimed to have forged it with a thorn from the Crown of Thorns worn by Christ at the Crucifixion. The monk claims to have used this dagger to defeat the demons that regularly disturbed his daily prayer. This dagger provides a bonus +3 on FER CR. It does also automatic critical hit when used against supernaturals. In addition, vampires stabbed with this weapon will start bleeding from their eyes, mouth and other orifices.

### The Dolorous Nail

This relic was stolen from a chapel in Jerusalem and has been fervently sought after by the Opus Dei ever since. The Dolorous Nail is purported to be one of the nails that pierced the hands and feet of Christ at the Crucifixion. A plethora of divine powers have been attached to it in legend and exorcism lore. The Dolorous Nail, driven into the breast of any supernatural creature, will instantly slay it.

## Monastic Chants

**M**onks have very powerful anti-magical Powers by virtue of their retreat from the world and their renunciation of all its many Evils. In addition to acting as a Clerical Prayer when employed by a single Monk, a Monastic Chant will gain in power by 2% for each additional Monk saying the chant. Forty Monks can block any magical spell, no matter what form of Enhancement of targeting percentages, etc., is employed. Duration: 11-30 turns, at 1 fatigue point per 5 turns. Forty Monks can put up an impenetrable Circle of Protection 200 feet in diameter through Monastic Chants. Such a Circle will bar the passage of any Magick spell, enchanted Monster, Undead,

Lycanthrope, (except Lawful ones), or Demonic force. It will not erect any form of physical barrier, however, and missiles will never be deflected back at attackers. The Circle will last as long as the holy brothers have the fatigue points to expend to continue Chanting. One fatigue point will be expended per Monk for each 5 turns. It should be noted that Monasteries produce Waters of Life and Healing, so fatigue levels can be maintained a long time from existing stocks.

## Clerical Protective Circles



Lawful Priest will create a Circle of Protection whenever he celebrates a Mass or other high ceremony. The Circle is 20 feet in diameter and lasts for the duration of the Rite, which is usually 11-20 turns. The Circle is always Superior to any Magick User attempting to penetrate it with a spell, and it repels enchanted Monsters, Undead, Lycanthropes, and other such beings 90% of the time. The Cleric will not perform such high Rites simply to provide protection; they are holy ceremonies and usually are conducted in moments of relative peace and security (i.e.: between battles).

An Evil Priest can create a Circle of Protection similar to that of a Lawful Priest when he conducts Unholy Rites such as a Black Mass or a Human Sacrifice. He is otherwise like any other Magick User. A Lawful Priest on Consecrated Ground (in the Sanctuary of the Church, by the Altar) always defends against Magick like a Superior defender.

An Evil Priest on Unholy Ground (in the Sanctuary of a Temple of the Damned, by the Defiled Altar) always defends against Magick like a Superior defender unless a Lawful Priest of equal experience factors is in the group opposing him.

## Magick Users on Home Ground



Magick Users tend to perform many enchantments in a favorite place in their quarters. As time progresses, that place acquires powerful Magick of its own which the Magick User may draw upon if he is attacked there.

If attacked on his home ground and in a favorite place for Meditation and Enchantment, a Magick user who normally would defend in the Magick Conflict Table as an Equal is raised to a Superior position. A Magick User who would be Inferior is raised to an Equal status if he is within 20 Experience Factors of his attacker. If his attacker is clearly Superior, however, no change occurs in the targeting percentages.

## Amulets of Protection



Amulets of Protection act as a barrier against targeting A spells. Before the spell can be targeted against a defender wearing an Amulet, the Amulet itself must be targeted and overcome. Amulet has an "Experience Factor" equal to that of the Magick User who fashioned it (at the time of its enchantment). In addition, an Amulet acquires 1 Exper. Factor of its own for every 5 years of its existence. If targeting is successful against the Amulet, and the spell was of an injurious nature, the defensive spell will discharge fully and the Amulet will be inoperative for 1-20 turns.

Amulets vs. spells of Command and Illusion have special properties which affect "saves" against the effects of the spells as well as providing a barrier against targeting. See the introductions to these spells for details.

An Amulet characteristically takes the form of a medallion worn about the neck by a chain. However, Rings, Wands, Medicine bags, or even, in the case of Cabbalists, a Symbol embroidered on a robe will also act as protective devices.

The Focus of a Magick User may also act as a protective device. However, to use one's Focus in this way runs the risk of causing it to Backfire 50% of the time, if a spell penetrates its defenses. The effects of such a Backfire could be grievous, as there is a chance of permanent damage to the Focusing device.

## Words of Guard



Whenever a Magick User learns a spell, he also learns how to defend against it. Words of Guard are acquired to reduce the "targeting" probability on the Magick Conflict Table by -10%. Words of Guard require the expenditure of 1-3 fatigue points and the spell will protect 1 person per fatigue point expended for 6 turns.

Command and Illusion spells have special Words of Guard which add an additional bonus to saves against the effects of the spells as well as reducing the targeting percentage by -10%. See the introductions to these types of spells for details.

Power Word Magicians are masters of the Word, and whenever they learn a new spell, they also research the single Word of Guard that will provide protection against all of the spells they have learned, including the latest one. Thus, whenever a Power word type speaks a Word of Guard, he is protected against all of the spells he knows.

Elves are similar to Power Word Magicians in that they also have a

Word of Guard which provides protection against all spells, known and unknown. Upon uttering the name of the most revered of the Elven Gods, -10% is obtained against attempts to target them with any spell. This powerful Word of Guard requires the expenditure of 1-3 fatigue points and protects only the Elf uttering it. It also protects against any spell of Command or Illusion as if the Elf was an Adept at that type of spell.

Other Magick Users have only a probability of choosing the correct Words needed to protect against a spell. When inside a circle of Protection, the Words of Guard are chosen correctly 90% of the time. When unprotected by a circle, there is a 10% chance + 5% per 2 MKL of the Magick User that the correct Words will be uttered. Such protection is acquired before the spell is targeted, as the Magick User instinctively recognizes the way the magical forces are gathering around him and anticipates the spell being cast against him. Words of Guard are applied only against spells striking the outermost defenses of the person speaking them (see Magical Conflict).

## Symbols of Guard



Symbols of guards, or wards, are created by using specific physical components, drawing or carving the proper guard symbols. It is a very precise and practiced magick art that requires intelligence, cunning and patience.

Wards are ancient mystic symbols capable of holding, directing and unleashing magick energies. In some ways, one might think of wards as time delayed or time release magick - magick that is placed in a particular ward and released at a later time. The magick contained in the energized ward is not released until it is triggered and activated. A Symbol of Guard has an "Experience Factor" equal to that of the Magick User who fashioned it (at the time of its enchantment).

A Cabbalist is impervious to the magical effects of his own wards and cannot trigger them by touching or disturbing them. Consequently, he can pick up a book he has covered with wards without triggering a single one. Furthermore, if some unauthorized person sets off an area affect ward placed by the Cabbalist, the Mage is not affected by "his" magick; unfortunately, everybody else around him is affected. The only way the Cabbalist can trigger one of his own wards is to do so deliberately. Such an action requires deliberate intent, concentration and touching the ward.

## The Size of Wards



The ward symbols may be made as large as the Cabbalist desires, but cannot be made smaller than one inch. Obvious or large wards are usually placed on walls, doors, vaults, archways and large objects to serve as a warning that an item or area is magically protected.

Frequently, thieves, mercenaries, and adventurers will avoid a place, container, or object inscribed with ward symbols. Since most adventurers and bandits can't tell if a ward is energized or what magick it will unleash, the symbols alone can serve as a deterrent. Many Cabbalists will place harmless wards on many of their possessions to frighten away would-be thieves and intruders.

## Ward Placement



Wards must be placed on the specific individual item or person it is to affect or protect. This includes alarm, inflict and protection wards. Thus, if a Cabbalist desires to seek protection from fire, cold, etc., each person must bear the properly painted ward symbols ("protection from" and the "condition," fire, cold, etc.), made with the proper components. Protection wards must be visible; a good place on a person is the forehead or chest. The ward affects only the person on which it is placed. Area affect ward magick cannot be used on living beings.

The same applies to wards placed on inanimate objects. Each item that is to be protected by ward magick must be inscribed with its own ward. Numerous items can be protected by placing them in a container (a leather purse, pouch, box, trunk, crate, dresser, etc.) and inscribing one or more wards on the container - every time it is disturbed, ward is activated and unleash its magick on the person disturbing the container (or those around it if an area affect ward is included).

The typical ward is sensitive to physical pressure and movement, thus it will go off instantly when touched, jostled or moved. Wards are a mystic device which cannot think or react. At best, they can be somewhat directed through the use of the ward symbols, numbers, and runes.

The Cabbalist can place a ward on a weapon, book, scroll, tool, statue, box, etc., that is not being used - meaning an item that is placed on a shelf or put in a drawer. The moment somebody picks it up or even touches it, the ward goes off affecting that person. If the person using the warded object is the Cabbalist who created it, the ward is not activated. Nor will it be activated by others touching it at the same time he is, unless he willingly activates it.

Wards can also be made to exempt a specific person, so he or she can touch and move the item without activating the magick, but if another person should touch it, the ward is activated and that person will suffer the ward assault.

## Affixing Wards

**W**ards can be carved or drawn on, floors, doors, walls, the decks of ships, trunks, books, weapons, armor, and just about anything one can think of, including people. They can be bold and obvious or cleverly concealed among intricate borders and the designs on a book's cover or spine, or incorporated in artwork. They can protect or affect the one person or item it has been inscribed upon, or it can affect an entire area and all who enter it.

### Ward Duration

**M**ost wards (particularly alarm and protection) remain magically potent for centuries, laying dormant until disturbed. It is only upon being disturbed that the spell is triggered and reacts, whether that reaction is sounding an alarm or inflicting damage. After the ward has done whatever it was designed to do, it is rendered inert and harmless.

After a ward has been triggered, the ward symbol remains where it was inscribed. To the untrained eye, it looks no different than it did when charged with mystic energy. Only a Cabbalist or characters with the magical means to sense magick are able to tell if the ward is charged with magick energy. Those ignorant in the ways of Diabolism will have no way of telling whether or not a ward is energized and dangerous or safe.

### Alarm Wards

**T**here are three types of alarms: silent, magick and sound. More than one type of alarm can be used in the same area or on the same item. Alarms do not inflict any damage.

**Magick Alarm Ward:** This single ward responds to the presence of magick energy. It is activated when the warded item is disturbed by being touched by any Magick users, creatures of magick, supernatural beings, or by the use of magick on it or within 10 feet of it. It sends out a silent alarm to its creator wherever he may be.

**Silent Alarm Ward:** The silent alarm is activated when a warded item (or area) is disturbed and sends out a silent alarm to the Cabbalist who created it; only this person can hear the alarm in his head. He's likely to have scores of alarms in place, so the magick also enables him to know exact what the alarm is protecting. The alarm signal will alert the Cabbalist the very instant it has been disturbed, no matter how far away he is. The alarm can be used to alert the Mage of intruders in a particular area when combined with an area affect ward.

**Sound Alarm Ward:** This single ward will create a loud, siren-like noise that can be heard within a radius of 100 feet per MKL of the Cabbalist, and will blare for two minutes per level of its creator. It is triggered/activated if the warded item is disturbed in any way; even a gentle touch will set it off. The alarm can be used to sound off when an intruder enters a particular area by combining it with an area affect ward.

## The Limits of Protection

**C**haracters may not carry unlimited numbers of protective devices, etc. The rule is one Protective Circle, one utterance of Words of Guard, one Amulet of Protection.

In short, there can be up to 3 magical barriers between an oncoming spell and the target. Of course, a character might carry several Amulets with him if he wished, but only one would be operative at a time. Similarly, he could utter several Words of Guard against different spells, but that would be a waste because only one check would be made in any event to see if the Words were an appropriate protection.

## Dispelling Magick

**T**he power of a Magick User to Dispel the enchantments of another is relatively limited when it comes to permanent enchantments. Usually, a magical device has to be destroyed utterly to destroy the enchantment. (Magick Square Mystics do acquire temporary Anti-Magick abilities, however.) In the matter of spells cast against one another, however, or against third parties, Magick Users do have ability to Dispel the affects.

1. If a Magick User has learned the spell he wishes to Dispel, he may simply cast the spell in reverse with 50% chance of success plus or minus 5% per MKL above or below the Magick User who cast the spell he wishes to get rid of.
2. If a Magick User has not learned the spell he wishes to Dispel, he may attempt to Disrupt the spell with 20% chance of success plus or minus 5% per MKL he is above or below the Magick User who cast the spell he wishes to get rid of. If failure occurs, however, there is a 50% chance of a "Backfire" (see "Magical Conflict" above).
3. A Magick User may attempt to "defuse" a spell placed in a scroll or device as a defense against unauthorized use or

tampering if he has detected the presence of that exact spell. He goes through the same procedure as for "learning" a spell, then attempts to Dispel the enchantment as in #1 above. If he succeeds, there is a 5% chance per INT point possessed by the Magick User that he will be able to remember enough of what has happened to understand the spell he has removed. In short, he will have "learned" the spell simply by defusing it.

## Circles of Power

**C**ircles of power are restricted to Summoners. They are highly coveted by the Summoner because they represent the ultimate in circle knowledge and power. The first level Summoner starts with no circles of power, but does know all protection and summoning circles and knows many stories and legends about power circles. The secrets of power circles must be acquired over time and from others or finding and deciphering circles in the lairs of powerful Magi and dragons or dusty ruins. Some Circle Masters drive themselves insane on their quest to find these circles, others barter away their humanity or very soul. The typical high level Summoner (10-15th level) will know at least 1-6 power circles, but rarely more than ten. Only the oldest and, frequently, most ruthless and driven will learn them all. Truly ancient dragons and supernatural beings (Angels and Demons) may also know 11-16.

The Circle of power is up to 20 feet in diameter and takes 10-60 minutes to create. To form the Circle, the caster must Remember the spell (see INT Prime Requisite). When he has Remembered, the circle is formed by the caster expending 2-12 fatigue points.

### Level 4 Power Circle

All spells in this section are at casting level 4 at BMR 5.

**Circle of Teleport:** This circle will teleport its occupants to any location within its range. The destination is inscribed in chalk, the power words invoked and the wings of a faerie burnt (takes one melee round/15 seconds) – and poof, everyone in the circle is teleported to the place written in chalk. This is also one of the few circles that can be used by someone who did not create the circle. Absolutely flawless teleportation can be established by teleporting from one teleport circle to another; both usually created by the same Magus. In this case, the location of the other circle is written in silver or gold and accompanied by a tiny drawing of a teleport circle inscribed in the bottom quarter of the full sized one.

**Speak with the Dead:** This circle enables the Summoner to call back the spirit of a corpse. The spirit will be most upset about being summoned and, while it must answer the Summoner truthfully, it will attempt to give the quickest answer possible, and in the most equivocal, literal manner, too. Short of outright lying, the spirit will do everything it can to fog its answer so as to mislead the Summoner or cause him to jump to the wrong conclusions. The spirit will answer only those questions it would have had knowledge of while alive. If it cannot answer, it will say, "I know it not!" and the question is lost.

### Level 6 Power Circle of Invisibility

All spells in this section are at casting level 6 at BMR 7.

**Circle of Invisibility:** This circle will turn the circle maker and anyone entering the circle invisible as long as they remain in the circle. Once they leave, they will remain invisible for 10 minutes per level of the circle maker. This is an enchantment placed upon any who enter the circle and as such, the circle cannot be sealed and the invisibility cannot be cancelled at will. The invisible person will remain so until the enchantment wears off. The circle maker (only), when standing in the bottom quarter of the circle, can also see the invisible inside and outside the circle. Note: The circle of invisibility remains constantly active until the toad skeleton is removed.

**Circle of All Seeing:** Like a crystal ball, this circle will locate and create a clear visual image of the person it seeks. The Summoner has three ways of magically locating and observing another person.

1. The Summoner can inscribe the character's "true name" in near the symbol of knowledge, or;
2. Place some physical "aspect" of the person being sought, such as a lock of his hair, fingernail clippings, skin, blood (dry or fresh; can be on a rag or bandage), body part (finger, ear, toe, etc), also near the symbol of knowledge.
3. Sacrifice a friend or relative of the person being sought in a blood sacrifice.

When all is prepared, the Summoner lights a candle and places it in the pupil of the eye of knowledge. The smoke is unusually thick and creates a smoky haze above the candle (takes one melee round). A moment later, the image of the person sought appears in the haze. The observer in the circle can clearly hear and see everything his target says or encounters. The angle of vision is similar to a video camera at a straight-on side view; it cannot pan or angle around to see other parts of the room/area or to people, objects or areas off camera. The Magick image will follow the target person wherever he goes for as long as the user of the circle desires, or

until the candle burns out (a long burning candle will last six hours, the average candle about 1-2 hours). Lighting a new candle restores the image within one melee round.

The sound and image can be shut off without turning off the circle by extinguishing the candle. Relighting a candle and placing it in the eye of knowledge will restore the image. Removing the observed person's name, aspect or remains of his slain friend or relative will cause the image to disappear and it cannot be restored.

1. The circle can locate, reveal and track the target of observation even when he is invisible (appears as a semi-transparent image as if made of glass) and in astral form.
2. The circle can also follow the target character into the astral plane.
3. All events and images are "real time" - seen as it is happening.
4. No indication of distance or precise location is provided, although the words of those being observed and signs in the background may reveal the location, as will landmarks that the observer may recognize.
5. The target of observation can only escape being found by the circle of seeing if he is in a circle of protection.

## Level 7 Power Circle

All spells in this section are at casting level 7 at BMR 8.

*Circle of Dimensional Rift:* This circle creates a dimensional gateway to any other dimension. Unlike similar spells, the circle maker does not have to have first hand knowledge of the other world. Rather, all that is needed is a rudimentary knowledge of the other dimensional destination and the proper circle components. Once the circle is activated, a hole is ripped through the fabric of space and time, providing a bridge between two worlds. The Rift appears as a dark, oval shaped opening suspended in mid-air a few feet above the ground. Strange winds often whistle through the gap as well as unusual odors and sounds. The dimensional Rift is a two-way portal which allows creatures from both worlds to come and go as they please. Anybody can be allowed to enter the portal, which is located just outside the circle itself. A permanence ward will keep that one portal open for all eternity.

The Rift remains open for one melee round per level of experience and can be closed in an instant at the command of the Summoner. If the circle maker is killed, the dimensional portal remains open for the maximum duration.

## Level 8 Power Circle

All spells in this section are at casting level 8 at BMR 9.

*Circle of Animate Dead:* This is a circle that enables the Summoner to animate and control the dead (corpses, skeletons, etc.) in a way similar to the command Undead spell of Necromancy. The circle will animate ALL dead things on whom the mystic symbol of death has been painted, whether it be a handful or hundreds (can animate as many as 150 per level of experience). The death symbol must be painted in the blood of a freshly killed salamander. All corpses bearing the symbol will rise and follow the commands of the Summoner.

Note: All commands must be made from within the circle. After stepping beyond the circle, the Summoner has no power over them (thus they will obey only the orders given while the Magus was in the circle).

Maniacal Summoners have been known to raise entire armies of the dead through the power of this circle! Stats for the Animated Dead:

1. The animated dead raised by a circle do not have to remain in the line of vision of the Summoner. They can be sent out, en masse, like an army, or dispatched in a group, pairs or individuals to do whatever the Summoner has commanded (usually used to fight, or capture or destroy).
2. Each of the animated corpses will strike at anybody who comes within arms' reach and seems threatening even if their command is not one to fight or destroy. If the command is to fight/kill, the creatures slay every living creature they encounter, including animals. If it is to destroy, they kill every living thing they encounter and try to destroy (smash, chop, cut, tear, rend, batter, knock over, etc.) any inanimate objects they stumble upon, including buildings, fences, tents, wagons, statues, clothes, etc. - they will not intentionally use fire to burn a place down, although the stupid things may knock over a lantern or torch.
3. Weapons in the hands of these creatures inflict normal damage. The stupid animatrons cannot use bow weapons, siege equipment, complex or delicate machinery, scrolls, potions or Magick of any kind, unless it is a Magick weapon used in its most simple form (mainly to hit things with).

The only other ways to stop the advancing skeletal horde is to force the Summoner to either call them back or cancel the Magick (a simple verbal command to stop). Once the Magick is canceled, the corpses and skeletons cannot be reanimated unless a new circle is created and new symbols of death are painted on each of them with the blood of a salamander. Killing the Summoner will instantly

cause the animatrons to stop and fall in a harmless heap of rotting flesh and bones.

## Circles of Summoning



The art of circle magick is an ancient, nearly extinct, form of magick. Summoning, in particular, has been abandoned by many because of the need for blood sacrifices and the hazards involved. The most immediate and obvious danger is that summoning circles often create a temporary dimensional portal from which demonic beings are brought into this world. Immediately upon their arrival, there is a battle of wills between the creature and the Summoner. Although circle makers would argue the point, there is no guarantee that the Summoner can control the creatures or forces he calls forth. Many a Summoner has met a grisly fate at the hands of the monster he summoned - and many a village has been plagued by nightmarish creatures who have slipped out of the Summoner's control.

## Spells of Demon Summoning

To summon a Demon, a Magick User must learn the rites of Summoning and the Names of the Demons to be commanded:

Requirements for the Rite of		Demon & Experience Factor	
BMR	Summoning	Demon	Factor
2	Burn incense, Magick Circle, 25% fatigue loss	I Gargoyle	25
3	Burn incense, Magick Circle, 50% fatigue loss	II Imp	75
4	Burn incense, Magick Circle, 75% fatigue loss	III Lesser Balrog	50
5	Burn incense, Magick Circle, 100% fatigue loss (1)	IV Greater Balrog	125
6	Burn incense, Magick Circle, 150% fatigue loss (1)	V Great Elemental	200
7	Burn incense, Magick Circle, 175% fatigue loss (2)	VI Djinn of the Ring	200
8	Burn incense, Magick Circle, 200% fatigue loss (2)	VII Djinn of the lamp	300
9	Burn incense, Magick Circle, 250% fatigue loss (3)	VIII Demons de l'Enfer	400
10	Burn incense, Magick Circle, 300% fatigue loss (4)	IX The "Fallen Angels"	500
10	Burn incense, Magick Circle, 500% fatigue loss (4)	X The "Powers"	700
10	Orgy, Magick Circle, 700% fatigue loss (4) + (5)	XI The "Principalities"	800
10	Human sacrifice, Magick Circle, 900% fatigue loss (6)	XII The "Princes"	1000
(22)	One Assistant required to absorb excess fatigue loss.		
(23)	Two Assistants required. Sacrifice small animal, and offering of 100-600 sp.		
(24)	Two Assistants required. Sacrifice large animal, and offering of 100-300 gp.		
(25)	Three Assistants required. Human Sacrifice and offering of 100-600 gp. If no human sacrifice is made, added cost is 10-1000 gp. Sacrifices must be above average in beauty and are mandatory for Chaotics. Neutrals and Lawfuls must have enough people in attendance to absorb the fatigue loss.		
(26)	Orgy and offering of 10-200 gp. If no orgy is made, added cost is 100-600 gp.		
(27)	Six Assistants required. Black mass must be performed and Human Sacrifice must be above average in beauty.		

Demons may manifest as solid bodies of matter, no different in weight, opacity or mutability than any other worldly forms of comparable size and shape. As physical beings, they are also subject to all laws of nature not bypassed by malefic means. Each demon has a single basic and familiar physical body known as its core form. This is the physical appearance and body with which the spirit has its closest connection.

Any form - human, animal, beast, or some monstrous combination of these-can be a demon's core form. This is the form in which the demon must appear to its summoners when first brought before the Magick Circle. This is also the form to which the demon's material body reverts upon death (assuming some physical change came about before death). The core form is the way that demons are classified in demonology tomes of human or Infernal design.

Beyond their core form, demons of physical existence are able to change their current appearance at will, a number of times a day. These other forms are assumed forms, and each demon has a repertoire, or portfolio, of likely alternate forms to assume. This list of alternate appearances remains fixed throughout a demon's unnatural life, even for depravati who commute between earth and Hell. Some of the more powerful demons, or those of lesser power who specialize in form-changing, can assume any form desired at a moment's notice, with no finite list of possibilities.

Though demons generally assume physical forms which please them or put humans at ease, demons are not at all like humans; indeed, the fallen angels are completely foreign to human nature. Any demon that is a projection of a diabolic soul located in Hell has a third form available to it: the warped or phantasmagoric form. Essentially, this is a materially visible representation of the devil's very soul. Needless to say, such a form is not pleasant to look at. More to the point, it is so vile that it can harm the sanity of mortals.

Any human who sees a depravati phantasmagoric form must make some kind of FER - Demon's level CR check based upon the image's function the projecting devil fulfills in Hell.

Through their studies, some Summoners have even developed ways to coerce a demon to invoke its phantasmagoric form, forcing others to "face the devil" and survive the experience. Phantasmagoric form is purely visual and lasts for only brief moments.

## The Summoning

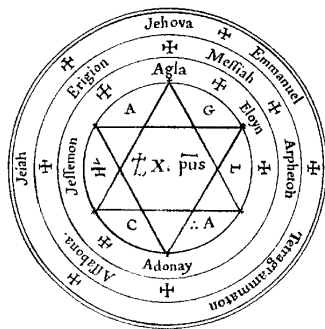


he summoner must cast a protective Magick Circle around himself and his friends after drawing a smaller circle inscribed with a pentagram or triangle. Witches must have first celebrated a Black Mass and also a Sacrifice to the Dark Lords before attempting a summoning above level VII. The Magick Circle must be perfect:

- **First Attempt:** 50% + 2% per MKL of the summoner that the Magick Circle is formed. If there is a failure, the rite may be halted. If continued, the summoning cannot be stopped.
- **Second Attempt:** 50% + 1% per MKL of the summoner minus the level of the Demon. If a failure again occurs in forming the Circle, another try is possible, as the Demon is only starting to materialize in the circle with a pentagram or triangle.
- **Third Attempt:** 25% + 1% per MKL of the summoner minus the level of the Demon.

Circles are usually traced on the ground, though cloth and parchment are sometimes implemented. Various objects, shapes, symbols, and letters may be drawn or placed within that represent a mixture of Christian and occult ideas. Circles empower and protect what was contained within, including protecting the Magick User from the conjured demons. Conjunction is the method of communicating with the demons to enter the physical world. It usually employs the power of special words and stances to call out the demons and often incorporated the use of Christian prayers or biblical verses. These conjunctions may be repeated in succession or repeated to different directions until the summoning is complete. Sacrifice was the payment for summoning. Though it may involve the flesh of a human being or animal, it could sometimes be as simple as offering a certain object. Instructions for obtaining these items were usually specific. The time, location, and method of gathering items for sacrifice play an important role in the ritual.

*The Demon now appears.* If the Magick Circle is incomplete, the Demon may cross it and "punish the foolish mortals for their presumption." The Demons always have an advantage of complete surprise at such times. Gargoyles attack with "ferocity." Imps attempt to steal some treasured item from the summoner (35% chance minus MKL of the summoner). Great and Grand Imps attack on 1-50% and ask for a ransom to spare the lives of those present on 51-100%. Elementals attack once on 1-25% or simply depart on 26-100%. Djinn turn the summoner into a toad for 2-7 months, with a 10% chance each month that the toad will die violently. Demons de l'Enfer Curse 1-25% of the time, demand one chaotic service 26-85% of the time (Geas), and attack on 86-100%. Higher Demons will demand instant obedience and dedication to the Dark One or else carry off the summoner to the fiery pits of Hell to suffer endless torments.



However, if the Circle is completed, the summoner may attempt to "command" the Demon to serve him. The chance of commanding is 50% + 2% per MKL of the summoner minus the level of the Demon. If more than one attempt was necessary, reduce the chance of a "command" by -10% per attempt made to form the protective Circle. Failure to command the Demon releases it and the Magick User cannot summon it again for a full year or ask anyone else to do so on his behalf. Success requires the Demon to perform one service, but he cannot be called again for 1-6 months afterward.

## Binding Demons



emons of Level I to VIII can be "bound" to a more lengthy service. The Magick User attempts a binding spell instead of a "command" with a 25% chance + 2% per MKL minus the level of the Demon. Success astrally imprisons the Demon in a prepared container:

- **Gargoyle:** enchanted collar of 3 metals (7 Dr.) is placed about the Demon's neck.

- **Imps:** enchanted silver flask Capped with lead: the "Bottle Imp."
- **Balrogs:** enchanted collar of 7 metals (7 Dr.) is placed about the Demon's neck.
- **Djinn and Efreet:** enchanted flask of silver or brass capped with True Lead or a lamp of silver or brass.
- **Elementals:** Earth "Gnome" is kept in a brazier of dirt; Sylph of the Air is kept in an empty brazier; Salamander is kept in a brazier of coals or a fireplace or forge; Undine is kept in a wet, humid place.

Higher level Demons may be "bound" by placing them in enchanted silver flasks capped with True Lead and flinging them into the ocean, where they will remain undiscovered for 1-100 years.

A demon trapped in this manner may be used as a source of knowledge and employed in the crafting of Magick devices. The power or powers invested into the device do not need to match those known by the captured demon, but they are limited by the demon's own power.

"Bound" Demons will perform 90% of the time -5% per Demon level. Once they have done the basic service required of them by the original summoning, they will attempt to escape, with a 5% chance per level of the Demon that it will be successful each time it is called forth to perform a task. Upon escaping:

- 1-50% chance it will simply depart and never again answer a summoning by the Magick User who imprisoned it or else possessed the imprisoning device at the moment it escaped.
- 51-80% chance it will attack the wielder of the device.
- 81-100% chance it will seek out the maker of the device and revenge himself.

## The Release



nce it finishes its contractual obligations, a summoned demon may demand to be dismissed. The Summoner is obligated to apply the Release by casting a dismissal spell. The same rules apply as for the Summoning. Refusal to dismiss the demon therefore allows it to physically attack the Magus. Such breach of Infernal etiquette also brings the animosity of the Demon's demonic brethren upon the Summoner. There's no telling what future horrors these demons put the Magick User through.

If a "bound" Demon is released by an innocent party, it will grant three services as a reward 1-90% of the time. There is a 91-100% chance it will grant service for a full year and a day, with no more than one service every 11-30 days.

## The Services



emons are exceedingly treacherous and will do anything to escape the performance of a task as intended by the summoner. Orders have to be worded with utter clarity and with no ambiguities; for a Demon will seize on any "loopholes" to thwart the purpose of any command given to it. They are, furthermore, very literal-minded up to level VIII and do exactly what they are told, no more and no less.

In any incarnation, short of being in a seal, an evil spirit with a formal or even informal relationship with a Summoner may be spoken to. While a warrior demon has little conversational value, greater demons often become advisors and confidantes to their human charges. If the human to which the demon speaks is a "master" through the Ritual of Summoning, conversation is an ideal means to achieve some control over the "master" by subtle manipulation and erroneous advice. (Remember, it is impossible to force a demon to tell the truth, or to use Magick to know when one is lying.)

## The Question



t is also possible to interrogate a demon about one of its brethren in order to compose a profile - valuable information about another demon that grants Familiarity with that demon. Indeed, the Magick User must take notes to remember everything told. Information about another demon is more likely to be accurate if the other is an enemy of the demon. A bound demon automatically reveals what it knows about another demon.

Unbound demons speak only if they wish to, or are forced to. A threatened or coerced demon must make a FER CR. If the Demon's roll succeeds, the demon refuses to talk. If the Demon's roll fails, the demon answers questions, within reason and demon character.

Demons lie constantly, and nothing they say can necessarily be held as truth. However, the Magick User can consult her stockpile of infernal lore to determine if a demon is telling the truth.

## Spells of Summoning



Spells of Summoning are normally restricted to Summoners but they can be learned by Magicians of the Minor Arcane, Major Arcane, and Mystical systems of Magick (see chapter Demonology).

Summoning involves more than the mere "calling" or "attracting" of some creature or being. A magical Summons carries with it a powerful element of Authority to order the desired creature or being into the Mage's presence.

Whether a summoned being turns up or not depends on whether one is near. Where a radius is given for a Summoning, the GM decides if such a creature or being is close enough. Clearly, the more common the creature and the more likely it would be in the surroundings, the more likely it will appear. However, it may need time to get there in answer to the summons, which is indicated by the entry: Appearance. The GM can modify the time frame for Appearance according to availability in the area. Supernatural beings in another plane of existence pose no such problem; they will hear the call through an Astral linkage and must stay for the duration of the spell.

Living creatures (people or intelligent animals) must appear when summoned. However, unless willing to help the Mage, they will not automatically perform services for him. Nor will they do anything strongly against their natures. Some form of Command Magick may be needed to bend them to the Mage's will.

Unless specifically created by the Summoner as his own personal servants, Undead are not fully under his control, especially Higher Undead, who are fully sentient.

Demons and Spirits also are difficult to deal with. They resist every attempt to make them answer questions or perform services. Indeed, they do everything they can to subvert the Summoner's desires and twist the meaning of requests, orders, and wishes. Yet they never are overtly disobedient. Treacherous and tricky best describe such beings. If the Mage can threaten them with appropriate dire punishments, he may keep them in line. Remember, a promise by such beings must be kept!

### Level 1 Summoning

All spells in this section are at casting level 1 at BMR 1.

*Summon Gargoyles:* From 1-3 Gargoyles will be summoned and will serve the summoner for 1 day. From 1-3 Gargoyles may be "bound" per 2 MKL of the summoner, so a maximum of 66 could be in the service of a Magick User of MKL 22. They will serve as guards for 3 months, after which they check individually to see if they may escape. If released at the end of 3 months and given appropriate "gifts," they will go in peace.

### Level 2 Summoning

All spells in this section are at casting level 2 at BMR 2.

*Summon Lesser Demons I:* A spell which permits the Magick User to summon Demons of level I to II.

*Summon Familiar:* This spell Summons a creature willing to become a familiar to the Summoner. Success indicates that a willing creature appears in 2d6 hours. The spell may be cast only once per month, on the occasion of the Dark of the New Moon. So there is no use trying for another 28 days until the next New Moon: no one is going to show up.

d10	Creature Appearing	d10	Creature Appearing
01	frog, salamander	06	Medium dog, bird
02	reptile, viper	07	Large dog, bird of prey
03	mouse, rat	08	wolf
04	rabbit, squirrel	09	small bear
05	cat, small dog, fox	10	Sprite, Imp

The GM may decide which creature to send, or the decision may be left to the player. If the GM decides, he might consider any clear prejudices the player has toward a particular creature and not inflict it on him.

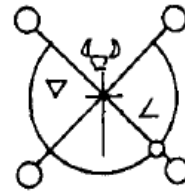
Having a Familiar is a serious matter to some Magick User. On being accepted, the Familiar automatically has the ability to mind link with the Magick User, and the linkage is permanent and ongoing.

Should the Familiar die, the Magick User must make a FER CR - 4. If he fails, he loses all his Fatigue level and is stunned for 1d10 rounds because the shock of the death is transmitted through the Mind link. Success resisting this shock results in 1/2 Fatigue loss.

In addition to being an intelligent servant, the Familiar will be able to "lend" half of his Fatigue to the Magick User for spell casting, provided the Familiar is within 10' x MKL of the Magick User.

*Summon small animals:* A spell which calls a particular species of animal to the caster. The Summons includes ability to command the animal within reason. That is, it cannot be compelled to do anything violently against its nature. Moreover, without knowledge of the animal's language, the Mage must cast the appropriate

Command spell once it appears to bend it to his Will. Range: 3 miles x MKL. There is a 90% chance that any animal visible will respond and a 65% chance that an animal not present will come in 2-40 turns. Up to 1-20 animals may be summoned. Possession of a feather or claw or fur from the type of animal summoned extends the spell radius to 13 miles x MKL.



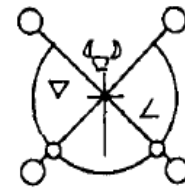
### Level 3 Summoning

All spells in this section are at casting level 3 at BMR 3.

*Summon Lesser Undead:* A spell which enables the Magick User to summon 1-6 Skeletons or Zombies to his service for every 3 MKL he possesses. The undead will rise from the earth and remain in the Magick User's service for 1 year and 1 day. The spell may be used once per year on the Walpurgis night and must be performed in a n ancient battlefield.

*Summon Faery Hound:* The summoner can conjure a Faery Hound of the same kind to appear before him during the night. The summoner acquires the "voice" of the Hound and may cry out its eerie baying to bring another to him. Only by possessing the Tongue may a summoner hope to free such a creature from its service to the Faery Folk and bind it to his own service. The Tongue must be kept in a bag of black velvet tied with a silver cord when not in use, and it must be worn around the neck whenever the summoner would summon his Hound and command it.

*Summon large animals:* A spell which calls a particular species of animal to the caster. Range: 1 mile x MKL. There is a 90% chance that any animal visible will respond and a 65% chance that an animal not present will come in 1-100 turns. Possession of a claw or fur from the type of animal summoned extends the spell radius to 7 miles x MKL.



### Level 4 Summoning

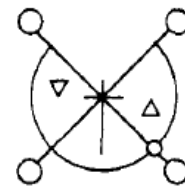
All spells in this section are at casting level 4 at BMR 4.

*Summon Minor Demons II:* A spell which permits the Magick user to summon Demons of level III to V.

*Summon werewolves:* A spell which enables the Magick User to summon a werewolf to his service for every 3 MKL he possesses. The wolves are real, not conjured, and will appear in 1-10 days. The wolves will remain in the Magick User's service until dismissed or 3 months have passed. The spell may be used once per month at full moon.

*Summon Enchanted Beasts:* Enchanted beasts are not all that common and are rarely to be found in settled lands. One must track them down, learning their likely whereabouts by researching Lore, following up rumors, etc. A Summoning may be attempted in the territory of such creatures. Enchanted Beasts include gryphons, hippogryphs, wyverns, basilisks, etc. The Summoning just calls it to the Magick User, who must use a Command spell to bend it to his Will.

*Summon Faerie Folk:* All creatures of Magick known to be members of the Faerie race (collectively known as Faerie Folk) can be summoned via this Magick Circle. This includes faerie, Brownies, Boggarts, Greenies, Frids, and Piskies, among others!



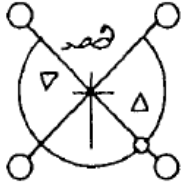
### Level 5 Summoning

All spells in this section are at casting level 5 at BMR 5.

*Summon Weretiger:* A spell similar to a Summon Werewolf, except that 1 Weretiger will appear per 4 MKL of the Magick User. Note:

Weretigers and Werewolves are hostile to each other.

**Summon swarm:** The Magick User is able to summon and command a swarm of ordinary insects and arachnids (1D100x10 small insects, or 1D100 giant insects, per level of experience; poisonous or not), including bees, wasps, gnats, beetles, flies, ants, spiders, scorpions and so on. The insects are directed and attack en masse. They can only follow simple commands and instructions.



**Summon Minor Undead:** A spell which enables the Magick User to summon 1-6 Ghouls. The undead will rise from the tomb and remain in the Magick User's service for 1 year and 1 day. The spell may be used once per year on the Walpurgis night and must be performed in a desecrated cemetery. Once bound, the Ghoul will not betray its master and will follow his orders. Being intelligent, it also can exercise a limited degree of initiative to deal with situations not specifically covered by the orders it has received.

**Summon monsters I:** A spell which calls a particular type of monster from the Goblin Races (Goblins, Hobgoblins, Kobolds, Orcs, Uruk-Hai or Bugbears) to the caster. The Magick User can summon 2-12 monsters to his service for every 3 MKL he possesses. The monsters and will appear in 1-10 days and will remain in the Magick User's service until dismissed or 3 months have passed. The spell may be used on the night of Beltane.

**Summon Person:** This spell enables the Magick User to Summon a particular individual, provided that person is within range of the spell. The Magick User requires 3 personal items worn by the individual, an image of the individual, and 3 items from his body (ie: hair, nail clippings, etc.). The spell compels the individual to come immediately at the maximum speed possible and without explaining to anyone his sudden and uncontrollable impulse. However, once the Magick User has him present, what he does with him is another matter. The compulsion was only to come to the Magick User, not to stay or to obey the Magick User, etc.

## Level 6 Summoning

All spells in this section are at casting level 6 at BMR 6.

**Summon Hell Hound:** A spell which enables the Magick User to summon a Hell Hound to his service for every 5 MKL he possesses. The Hell Hounds will remain in the Magick User's service until dismissed or 1-6 months have passed. The spell must be used during the night of Saman.

**Summon Angels I:** A spell which permits the Magick user to summon Angels of the first sphere. Fatigue loss is 100%. An assistant is needed to absorb extra fatigue loss.

**Summon monsters II:** A spell which calls a particular type of monster from the Giant Races (Gnolls, Ogres, Trolls or Giants) to the caster. The Magick User can summon 1-3 monsters to his service for every 3 MKL he possesses. The monsters and will appear in 2-12 days and will remain in the Magick User's service until dismissed or 3 months have passed. The spell may be used on the night of Beltane.

## Level 7 Summoning

All spells in this section are at casting level 7 at BMR 7.

**Summon Major Demons:** A spell of frightful power which permits the Magick user to summon Demons of level VI to VII.

**Summon Major Undead:** A spell which enables the Magick User to summon 1-3 Mummies or Vampires. The undead will remain in the Magick User's service for 1 month for every 3 MKL he possesses. The spell may be used once per year on the Hallowe'en night and must be performed in a desecrated chapel.

**Summon Fell Beast:** This spell allows the Magick User to call to their side a Fell Beast to serve as a mount. This spell can be highly dangerous to Summoners without great power and the means to defend themselves. Many fell beasts summoned by this spell turn wrathful when compelled to do anything at all.

## Level 8 Summoning

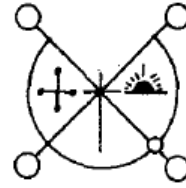
All spells in this section are at casting level 8 at BMR 8.

**Summon Angels II:** A spell which permits the Magick User to summon Angels of the second sphere. Fatigue loss is 200%. Two assistants are needed to absorb extra fatigue loss.

**Animate Golem of Stone:** This spell Summons a spirit to inhabit and animate a stone statue. With a high armor value and capacity to absorb damage, Stone Golems are fearsome adversaries. Once the Magick User has summoned the same spirit 3 times, he may activate the Golem and binding the animating spirit in the statue provided the statue was fashioned for that purpose. The Magick User may

place 1 specific order x MKL in it--usually an order to guard and kill/capture intruders, etc.

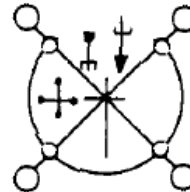
**Summon Spirits:** All types of ghosts, entities, ghost-like spirits of nature like the Will-o-wisp and similar beings can be summoned with this Magick Circle.



## Level 9 Summoning

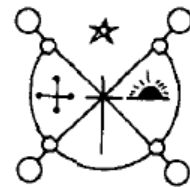
All spells in this section are at casting level 9 at BMR 9.

**Summon Greater Demons:** By drawing the circle (from memory), the Magick User may summon Demons of level VIII to XI.



**Summon Headless Horseman:** A Headless Horseman is a powerful lich-like undead warrior that is typically tasked with foul deeds to hunt down and slay individuals. Each Horseman appears in knightly garb similar to that they wore in life only darker and more grim. As their name indicates, they are headless, but may appear with jack-olanterns in lieu of their actual head, ghost-like vestiges, vacant helmets and hoods, or other variations on this theme. When viewing a Horseman, characters under level 8 must roll a FER CR-4 or be stricken with fear, running away with no thought of their personal safety. All normal animals shun such undead beings. Each Horseman is equivalent of a 15 th level mighty knight. A Horseman is always accompanied by his mount, usually an undead version of a warhorse or similar creature. Regardless, the mount will attack along with the Horseman in the most efficient way possible. These undead mounts are fearless and can only be turned if the Horseman himself is turned. Unlike liches and other free-willed undead, a Horseman is summoned for a task, and he will largely ignore others in order to pursue his task. However, the Horseman is intelligent and will eliminate any who stand in his way or otherwise impede his progress. Horsemen are obviously capable warriors, but against the individual chosen by their summoner a Horseman is especially potent. Each critical hit upon such victims requires a CON CR against paralysis. Once paralyzed, on the next turn, the Horseman will attempt to remove the head of the victim and depart the area. Anyone attempting to prevent the beheading will be attacked. The summoner must have possession of the actual skull of the Horseman in order to maintain control over him. If possession of the skull is lost, the horseman will attempt to gain possession of the skull with all the same fervor of his appointed task. If the Horseman regains his skull there is a chance that the Horseman becomes a free-willed undead, often remaining to haunt a familiar territory during periods of importance to the Horseman. A slain Horseman may be summoned again on following nights.

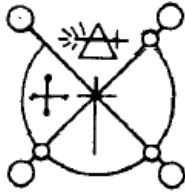
**Summon Greater Undead:** By drawing the circle (from memory), the Magick User may summon a Wraith. The undead will remain in the Magick User's service for 1 month or may be bond with an enchanted ring of 7 metals.



## Level 10 Summoning

All spells in this section are at casting level 10 at BMR 10.

**Summon Archangels:** By drawing the circle (from memory), the Magick User may summon an Angel of the third sphere. Fatigue loss is 300%. Three assistants are needed to absorb extra fatigue loss.



*Summon the Princes of Hell:* A circle of frightful power which permits the Magick user to summon Demons of level XII. Any character who performs such an act will be, if discovered, Excommunicated by the Church and burned at the stake for Heresy.

## Spells of Detection



etection spells alert the caster to the presence of some object, creature, etc. The ranges of such spells vary, depending on whether one is beneath the ground or under the open sky. In the open, Detection spells have full casting range; underground, the range is severely limited, as 1 foot of rock or 3 or earth will reduce the range by 10%. In all cases, lead will prevent the penetration of the spell.

## Level 1 Detection

All spells in this section are at casting level 1 at BMR 1.

*Detect Alignment:* A spell which reveals the alignment of a person 50% of the time. It does not reveal the alignment of objects. Range is always limited to 20 feet, and the duration is 1 turn. Only one person or object may be checked.

*Detect Altitude:* A spell which reveals altitude or depth beneath the earth in the turn it is cast. Since air pressure is being measured, in fact, the spell always works, no matter what shielding materials are present.

*Detect Life:* A spell revealing the presence of living creatures. Duration: 3 turns.

*Detect Water:* A spell revealing the presence of water up to 1 mile in the surrounding countryside or up to 100' under the earth. Duration: Time Factor.

*Detect Magick:* A spell revealing the presence of an enchantment in an object, place, person, or other creature. No specific information is given beyond the existence of some enchantment. Duration: 1 turn per MKL of the caster. High level Magick Users are so sensitive to Magick that the duration increases to 1 hour per MKL after MKL 10.

*Detect Metal:* A spell revealing the presence and general location of any specified metal. Dwarves possess this spell as a natural ability and will always detect metals and be able to recognize them instantly upon seeing them or being within 10 feet of them. Alchemists also possess the natural ability once they have conquered the common metals.

*Detect Secret Door:* All characters have 1 chance at 10% of detecting a secret door when they first look in its direction. Elves always see such doors. The spell increases the ability of a Magick User to detect a secret door to 100% for 1 turn, provided that he is facing in the right direction. The spell only works in line-of-sight.

*Detect Dangerous Circumstances:* A set of five spells which Detect whether seemingly solid walls actually move, whether a seemingly level passage in fact slopes upward or downward, whether a small trap is present, or whether a room or corridor is actually a large trap. Possession of all five spells causes all of them to operate when any one spell is cast. Range is line-of-sight up to 50 feet for 3 turns. 50% of the time, the location of any triggering device is revealed:

1. Detect Shifting Walls
2. Detect Sloping Passage
3. Detect Small Traps
4. Detect Suspicious Rooms
5. Detect Trap

*Detect Tracks:* A spell which enables the caster to determine the type of creature that had passed by, provided that visible signs are present. If the track is less than 3 days old, the caster can follow it unerringly 90% of the time.

*Detect Direction of True North:* A spell which permits the caster to determine true North. Duration: 1 turn.

*Measure Distance:* A spell which enables the caster to judge the exact distance traveled in a turn or to determine the exact line-of-sight distance. Duration: 1 turn per MKL of caster. Range: to limit of line-of-sight.

*Measure Volume:* A spell which enables the caster to judge the exact dimensions of any room, etc., he is in. Duration: 1 turn. Range: to limit of line-of-sight. The spell may also be used to measure the volume of objects, holes, etc.

## Level 2 Detection

All spells in this section are at BMR 2 and casting level 2.

*Detect Enemies:* A spell revealing the presence of enemies lurking nearby. The number of enemies is revealed 25% of the time, and the nature of the enemies is known 10% of the time. Range: to casting limit, subject to barriers. Duration: 3 turns.

*Detect Evil:* A spell revealing the presence of Evil purpose in some creature or else the presence of Undead, Demons, Spirits, and the like, however masked, hidden, or disguised. Duration: 3 turns. A Unicorn or Lion of St. Mark possesses this ability for a range of 1 mile, irregardless of barriers except true lead, and the spell functions continuously.

*Detect Good:* A spell revealing honorable, trustworthy, or beneficial intentions in any being. Range: 20 feet in line-of-sight. Duration: 3 turns.

*Detect Invisible Presence:* A spell revealing the presence of an Invisible being up to 100 feet away in line-of-sight. The exact location is not revealed, however, but the general direction will be known 50% of the time and the approximate distance 25% of the time. Duration: 1 turn + 1/2 Time Factor.

*Detect Jewels and Jewelry:* A spell unique to Dwarves and Jewelers. The presence and location of gems is revealed up to 10 feet away, and the value of the gems and settings is always known once they are seen. Duration: 1 turn.

*Detect Poison:* A spell revealing the presence of poison. If an object is being examined, range is adjacent. When faced with a cloud of poison gas and the like, range is normal, subject to barrier reductions. Duration: 1 turn.

*Detect Old Tracks:* A spell unique to Foresters. The spell enables the Forester to determine the type of creature that passed by if visible signs are present. If the track is less than 3 days old, he can follow it unerringly 100% of the time. If 4 to 7 days old, he has a 90% chance of tracking. If 8-14 days old, he has a 50% chance of tracking. He will know the time within a few hours of when the creature(s) passed, their exact numbers, size, etc. If rains, etc., have washed away most of the signs, there is still a 10% chance that he can detect the tracks. If he does so, he will track at the normal probabilities. All Elves possess this spell as a natural ability, for Elves are born to the woods.

*Detect Observation:* A spell which causes the back of the neck to prickle. All Natural Talents have this as a natural ability. The spell reveals whether the caster is being "watched" in some way. If the observer is seeing the caster in the flesh, the caster will know the direction of the observer 50% of the time. Duration: Time Factor.

## Level 3 Detection

All spells in this section are at casting level 3 and BMR 3.

*Detect ESP:* A spell which alerts the caster to the fact that he is being observed in some way by ESP or Astral Projection or Vision. If the watcher is within the casting range of the caster, he has a 50% chance of knowing the general direction and also the approximate distance.

*Find the Path:* A spell which points the way, turn by turn, out of some situation in which the caster finds himself lost or disoriented. The spell is 100% successful if he has been that way before, and 50% successful if he has not. If he loses the path, he will know it instantly. Duration: 1 turn + 1/2 Time Factor. The caster cannot proceed faster than 1/4 movement if he wishes to keep to the path.

*Detect remains:* This spell detect the presence of unburied corpses or corporeal undead (such as skeletons or zombies), but has no effect on non-corporeal undead (such as ghosts or wraith). The spell does not impart any knowledge regarding the identity (or undead nature) of the remains; only the current locations of corpses within the area of effect are learned. If a personal item or a small fragment of the deceased individual is available at the time of casting, the spell can be used to locate the remains of that specific individual. In that case, the spell does not register the presence of any remains except those of the desired individual.

## Level 4 Detection

All spells in this section are at casting level 4 and BMR 4.

*See the Invisible:* A spell which enables the caster to see an Invisible being or to see a being in the Arcane Plane. Duration: 1 turn certain. Each subsequent turn reduces the chance by 10%, so that turn 2 is at 90%, turn 3 at 80%, and so on. If vision is lost, the spell is ended.

*Sense the Hidden:* A spell which operates in line-of-sight up to 20 feet and alerts the caster to the presence of some object that has been deliberately hidden. He has a 50% chance of knowing the general direction and a 10% chance of finding the exact location. Duration: 1 turn. The object may be general (i.e.: nature is unspecified) or specific if the identity of the object is already known to the caster. The object may also be a person known to the caster.

*Detect Lies:* The target exhales a misty breath with each spoken lie. Small bits of ice form on the person's lips if the lie is particularly severe. In winter, when breath is visible anyway, lies



produce a greater than normal amount of mist (the mist actually billows out). Demons are the embodiment of deception and are never caught in a lie if they do not wish to be. Duration: Time Factor.

## Level 6 Detection

All spells in this section are at casting level 6 and BMR 6.

**Legend Lore:** This spell, when cast, gathers mystical echoes of legend and rumour about a specific person, place, or object. These inchoate rhymes, whispers, and memories form in the caster's mind until he can finally piece them together into meaningful information. The spell's power is far greater if the item is actually at hand when the spell is cast, for it can then be used as a focus for the gathering of echoes; casting time under these circumstances will be 1d4 turns. If the item (or place) is not at hand, but some detailed information can be woven into the casting of the spell as a focus for the gathering of legend-echoes, the casting time will be 1d10 days. If all that the caster knows about the object or place is rumour, the casting time will be 2d6 weeks. While casting the spell, the caster may not engage in any other activity other than short breaks to eat and sleep. When completed, the spell will reveal the location of any legendary material about the object (or person, or place), and if the spell is cast in the presence of the place, person, or object the spell will invariably gather the legendary lore together into a piece of true information about it. This information, coming as it does from mystical echoes, will take the form of a riddle, rhyme, or other puzzle. The spell can garner no information about things that have not been the subject of discussion, rumour, rhyme, or legend.

## Spells of communication and transportation



ot all Magick Users are capable of learning more than a few spells of Communication and Transportation, for such spells are highly specialized and, indeed, even unique to some modes of Magick.

## Level 1 Communication & Transportation

All Spells in this section are at casting level 1 and BMR 1. They are "natural" to the Magick Users indicated and do not have to be acquired from any source to be learned. In only a few cases may Magick Users of excluded modes use the spells through devices that are fashioned by those with the natural talent.

**Arcane Projection:** A spell unique to Cabbalists, Magick Square Magicians, Necromancers, Solitary Hex Masters, Evil Priests, Shaman, Mediums, and Drug-Trance Magicians. Arcane Projection allows the caster to send his Arcane Form from his physical body to another place, generally undetectable to anyone not on the Astral Plane. The Magick User cannot cast any offensive Magick spells but may cast protective spells and spells of Detection, Communication, and Transportation. There is a 50% chance that such spells will fail minus 2% per MKL of the Arcane Traveler. Failure instantly returns the Arcane Traveler to his body and totally exhausts his fatigue levels. Demons also operate on the Arcane Plane, and there is a chance of Demonic possession for every 30 minutes or part thereof spent in Arcane Form. The chance of possession is 10% minus 1% for every 2 MKL of the Arcane Traveler, with a minimum 1% chance of possession at the upper end of the range of magical proficiency. The Arcane Traveler may journey 50 miles per MKL at a speed of 500 mph, and the spell will last 15 minutes per MKL of the Traveler. If the Arcane Traveler remains in the Arcane Plane so long that he is unable to return to his body in the time remaining, he will return with a traumatic suddenness which leaves him in a catatonic trance for 1-20 days. An Arcane Projection is blocked by protective Magick and by lead.

**Arcane Vision:** A spell unique to Necromancers, Solitary Hex Masters, Evil Priests, Shaman, and Drug-Trance Magicians. Arcane Vision permits the Magick User to send forth his Eye on the Arcane Plane. The Arcane Eye may pass through all material objects not sheathed in lead or shielded by protective Magick. The Arcane Eye may travel at the pace of a man walking up to 5 times the range of the Magick User until he reaches MKL 10, at which point vision is extended to the limit of Arcane Projection. A check is made for Demonic Possession, as in the case of Arcane Projection, only this time a Demon so encountered will be able to cause blindness for 1-20 hours. Duration: 15 minutes per MKL of the Magick User.

**Arcane Clairaudience:** A spell unique to Mediums. Arcane Clairaudience permits the Medium to eavesdrop or overhear targeted subjects as if he was present. The Magick User can hear the smallest whisper within the spell's range. He must remain relatively still as he goes into a trance. Any loud noises will jar his concentration and break the spell. The spell has a range of 10 feet per MKL or the Medium until MKL 10 is reached, whereupon ranges are measured in miles. A crystal ball increases ranges to 100 miles per MKL but cannot be enchanted until MKL 7 is attained. Mystics, Major Arcane, and Minor Arcane may use a crystal ball provided they are taught by a Medium. Duration: 1-10 minutes.

**Arcane Clairvoyance:** A spell unique to Mediums. It is similar to Arcane Clairaudience except that the caster can see his subjects as if he was standing here.

**Communicate:** A spell unique to Hex Masters in a Coven. If a Familiar is present, a Coven member may converse with another member of the Coven up to 100 miles distant. The Princesses, Princes, King, and members of the Grand Coven have the ability to converse with any Witch up to 300 miles distant. The spell may be used once per day.

**Fly:** A spell unique to Cabbalists, Necromancers, Hex Masters, and Primitive Talents. The caster is able to Fly 250 feet per turn. If extended cross-country flight is involved, range is 25 to 150 miles. Duration: 1-6 hours. Hex Masters must enchant a broom to Fly, and in it they "bind" a level I Demon which cannot escape and must perform 1 flight per 24 hours. Further flights must be checked (see Demonology).

**Whispering Wind I:** A spell unique to Mystics, Necromancers, Hex Masters, and Primitive Talents. The winds bear their tidings to the caster's ears, allowing the Magick User to hear words spoken by any group of people within the line of sight, provided no solid barrier (including glass) intervenes.

## Level 2 Communication & Transportation

All spells in this section are at casting level 2 and BMR 2. They are "natural" to the Magick Users indicated and do not have to be acquired from any source to be learned.

**Arcane Gate:** A spell unique to Mystics, Enchanters, Solitary Hex Masters, Necromancers, and Primitive Talents. The spell opens a temporary hole in solid rock, man-sized and up to 5 feet deep per 3 MKL of the caster. Duration: 1/2 Time Factor. Range: adjacent.

**Telepathic Command:** A spell unique to Cabbalists, Necromancers, and Thaumaturgists. This spell permits the Magick User to give orders to beings under his command from a considerable distance. The Necromancer has the added advantage of being able to see whatever his Zombies see, for this spell is also the advanced spell of Zombie Control. Range: 5 x normal range. Duration, 1 turn, except indefinite for Necromancers when ordering their Zombies.

**Telepathy:** A spell unique to Cabbalists, Mediums, Drug Trance Magicians, and Natural Talents. Telepathy is a very powerful ESP spell permitting the caster to read in detail the mind of one creature. However, any figure has a 25% chance of blocking such a spell. If the IQ of the subject is equal to the caster's, the percentage chance of blocking is 50% + 5% per INT point above the caster's IQ. Range: 2 x normal range, with targeting being necessary. Duration: 1-3 turns.

**Arcane Transport:** A spell Unique to all Mystics, Necromancers, Covens of Hex Masters, Solitary Hex Masters, Evil Priests, and Primitive Talents. An Arcane Transport spell provides instant transportation from place to place, with a range of 1 mile per MKL until the Magick User reaches MKL 10, at which time the range increases to 50 miles per MKL. There is a chance that the Arcane Transport spell will go awry. If the Magick User does not have certain knowledge of the destination, there is a 60% chance he will travel in another direction (1-25% = north, 26-50% = east, 51-75% = south, 76-100% = west), with a 20% chance of materializing inside a solid object at the end, causing death. If the caster is knowledgeable about the general features of the destination (e.g.: can see them or knows about them), he has a 25% chance of going in another direction, with a 10% chance of materializing inside a solid object. If the caster is closely familiar with the features of the destination, he has a 10% chance of going in another direction and a 1% chance of materializing inside a solid object. Lead and protective spells will prevent the Teleport spell from working past the barrier: check for any chance of materialization inside solid materials if this happens. A Mechanician is able to construct a Teleportal mechanism (see below), and may learn an Arcane Transport spell for the purpose of placing it in an enchanted doorway or device but may not cast the spell directly.

**Whispering Wind II:** A spell unique to Mystics, Necromancers, Hex Masters, and Primitive Talents. This spell makes a message of up to 10 words arrive to a named target. The words arrive on a gust of wind beside the ear of the target, quiet but clear. The words will be heard by the target even in a cacophony because they will be so close to the target's ear but nobody else is likely to hear unless they are very near the target in a quiet room (a spouse resting in bed with their partner, for example). The words sound like a generic whisper, nothing in their tone or accent will give the identity of the caster away.

## Level 3 Communication & Transportation

All spells in this section are at casting level 3 at BMR 3.

**Animal Messenger:** A spell possessed by any Magick User who has learned Command Animals. The Animal messenger will find the recipient of the message 75% of the time (100% if the sender has a Locate Person spell). The animal travels day and night and averages 25 mph if a land animal or 100 mph if a flying creature + 10 mph per 5 MKL of the sender. The animal will bear a written message or appropriate-sized object and is undetected unless some form of Detection spell is used. Animals capable of speech will also carry verbal messages.

**Arcane Connection:** A spell unique to Cabbalists. By the use of symbols the Cabbalist may create an Arcane link two points together, providing him with a type of "alarm" system that is undetectable by anyone not on the Arcane Plane. Anyone passing over or by the symbol will cause the other symbol to respond in some way. Range: 25 feet per MKL or Cabbalist.

**Mind Link:** This spell allows the caster to Mind Link with another willing character. For the duration of the spell they may communicate with each other, no matter the distance, provided they are still on the same plane of existence. The bond formed at the casting of mind link is very strong and each person experiences the strong emotions of the other. If one is injured by an attack, the other will know about it. Damaging spells and attacks will exact Fatigue points from the character linked to the one who was injured, -1 for every 10 Fatigue Points suffered in a single blow. He will also lose 1 Fatigue Point for every 5 Body Points taken in

1 blow by his friend. If this reduces his Fatigue level to zero, he must make a FER CR or the linkage to the injured party is broken. The other party to the Mind Link may break the linkage only by making a successful FER CR - MKL of the spellcaster. Once the spell has expired or has broken, it cannot be renewed until the two characters come into personal contact and the ritual is performed again. Nor can the spellcaster maintain more than one Mind Link at a time.

**Levitate:** A spell unique to Power Word, Magick Square, Necromancers, Shaman, and Primitive Talents. The caster is able to cause himself or any other object or person to rise into the air at a rate of 10 feet per turn. The weight of the levitated person or object can be up to the caster's carrying capacity + 10% per MKL. Some horizontal movement is also possible at 10 feet per turn. Duration: Time Factor + 1-6 turns. Targeting is needed when levitating objects and unwilling persons.

**Magick Carpet:** A spell unique to Power Word, Cabbalists, Enchanters, and Solitary Hex Masters. The Magick Carpet will Fly (see above) for 1-10 hours and will carry twice the carrying capacity of the maker + 10% per MKL.

**Mystic Rope:** A spell unique to Mystics and Shaman. The Magick User casts a 5' to 25' rope in the air so that it stands upright and rigid, allowing him and 1d6 companions to climb to the end and disappear into another dimension. Once there, they can travel up to 250 feet through any material except lead, emerge at their destination by letting down another rope, and remain there for 3 turns, after which they must climb back up. The spell can be extended 1 turn for each 4 MKL attained by the caster. If either rope is removed, while they are in the other location, they will remain. If either rope is removed while they are in the other dimension, there is a 1-25% chance that they will immediately fall to earth, 26-75% chance that they will be trapped in a Interdimensional Labyrinth (see Ancient Lore), and 76-100% that they will fall to earth at the starting point. A fall causes 1 die of damage per 5' fallen.

**Arcane Greater Gate:** A long-range, permanent travelling spell which can be placed between two points frequented by a Magick User on a regular basis. Its range is the same as for an Arcane Transport spell, with no chance of error. The spell is placed usually in some object such as a doorway, and the spell has no chance of error. Mechanicians and any Magick Users who have learned how to use the Arcane Greater Gate may construct such a device. The first 3 trips are subject to the usual Arcane Transport error until the Arcane Greater Gate is calibrated. The Greater Gate activates upon command of the caster and may be set to act as a trap for the unwary.

## Level 4 Communication & Transportation

All spells in this section are at casting level 4 at BMR 4.

**Projected Self:** A spell which may be learned by any Magick User who as learned Arcane Transport and the illusion *Reflection of Self*. The image of the Magick User is created by Illusion and transported to a distant place to deliver a message "in person." Range: 50 miles per MKL of the caster. Duration: 1 minute (real time). The spell is one-way, however, and the caster cannot see or hear the recipient, although he will know if he can speak safely as the presence of enemies is revealed, etc., before the Image appears. The Image cannot be projected through lead and is targeted like an Arcane Transport spell.

**Strength of the Mind:** This spell enables a Magick User to move heavy objects and living beings by thinking that movement in his mind. The living must make a FER CR - MKL of the spellcaster to avoid being moved. The Magick User may lift 200 dr x MKL and move the object 10 feet x MKL.

**Spider climb:** A spell permitting the caster to walk any surfaces, even ceilings, as gravity was nullified. Duration: 1-6 hours.

## Level 5 Communication & Transportation

All spells in this section are at casting level 5 at BMR 5.

**Journey in Haste:** This powerful travelling spell enables a person to move at 3 mph on foot or a horse and rider to move at 7 mph for 24 hours straight, taking only brief rest stops. That amounts to 72 miles on foot or 168 miles on horseback while staying fresh the whole time! The effort cannot be repeated for three days without risk of severe physical impairment. The recipient must pass a CON CR or have his Fatigue reduced to 1/2 normal levels and be able to perform physical skills at only 1/2 rate. A second CON CR failure means the person becomes completely incapacitated for 8 hours during which he falls into a deep, comatose sleep.

## Level 6 Communication & Transportation

All spells in this section are at casting level 6 at BMR 6.

**Glossolalia:** A spell which enables the caster to speak or write like a native any language he did not acquire, including the Enochian or the Dark Tongue of Hell.

## Basic Magick



Basic Magick deals with the manipulation of the four elements: Earth, Air, Fire, and Water. It is through the use of Basic Magick that fireballs are created, water rises or falls or freezes, winds blow, or earth moves. There are 8 basic effects, giving rise to a total of 112 basic spells which a Magick User can learn if he wants to perform magical operations on unliving matter. All these effects are governed by what we know to be the Laws of Physics.

Several terms are used repeatedly in this section, and the player must understand them if he is to follow the explanations of Basic Magick:

**STANDARD VOLUME:** A set amount of matter representing a standard unit of Earth, Air, Fire, or Water. Each of the 4 elements have different standard volumes and weights.

**SPHERE:** Theoretically, a uniform ball which may be rolled or flung toward a target or a location like a magick missile. To avoid complex mathematics, "spheres" of solid material are given in cubic volumes. A sphere may be flung to the limit of a caster's range, with a 10% reduction in range for each additional volume added to the first. Once the sphere reaches the end or its range, it will fall to earth and continue to roll for 1/4 of the distance it went through the air. Only solid materials and Magick Fire will retain a spherical shape beyond one turn. All others collapse into a horizontal "sheet" at the end of the turn.

**BOLT:** A spear-like, uniform volume of material flung at a target or location. A bolt can be flung to the limit of a caster's range, with a 10% reduction in range for each additional volume added to the first.

**BEAM:** A continuous stream of material extending to 1/2 a caster's range but not over 50 feet away. It turns into a "sheet" of matter upon reaching the limit of its range. Duration: 1-3 missile-firing phases.

**SHEET:** A flat volume of material, usually 1" thick. All materials can be turned into a vertical sheet for 1 turn, but only solid materials and Fire will retain a vertical shape beyond 1 turn. Fluid materials tend to collapse into horizontal sheets at 1-25% + 25% per turn after the second turn. It is possible to move a sheet of matter away from the caster at 5' per turn if solid and by 25' per turn if fluid. An Accelerate Matter spell will increase this rate by 5-10 x basic speed for the duration of the spell or up to twice the caster's range limit. Movement can be halted by removing the material or by blocking it in some way.

**WALL:** A vertical sheet of material at least 6" thick which does not move and which resists attempts at magical removal by subtracting -50% from spell targeting percentages + 2% per MKL of the caster. A Wall is formed by casting a Create and Affix Matter spell. Any material can be made into a Wall, and it will last for the duration of the spell. Unless solid, it will then collapse and disappear. Ice Walls begin to weaken at 10% per turn after the duration of the spell ends; this weakening applies to strength and EDF effects, and the Ice Wall collapses when 0% is reached.

## Basic Magick spells

**Create Matter:** No matter is actually "created" except for Magick Fire; the matter is drawn off from some unknown place elsewhere and may be made to appear up to 1/2 range from the caster. Matter which is merely Created cannot act as a weapon for creatures threatened by its presence in their location, for they have 1 turn to move out of its way--if they can. The amount of matter created is under the caster's control 1-90%, but on 91-100%, a greater or lesser amount will materialize (limits: 0 to maximum possible). Failure to learn a Create spell prevents further learning of the Basic Magick spells in a particular area. The Create spell is the starting point for all research. If a Mage fails to learn a Create Ice spell, for example, all Ice spells are forever closed to him. If he learns the Create Ice, he could research all the other effects of Ice Magick without tutoring once the v fall within his casting range. In all cases, the Create spell must be learned first.

**Detach Matter:** In order to move matter, a caster must detach it from the location he finds it in. Detach is the power to remove one or more standard volumes from any point up to 1/2 range and send it to any other point up to 1/2 range away. There is a delay of 1 turn after casting the spell, after which movement is exceedingly rapid. Volumes of material so large as to make avoidance impossible will hit any target in the path of the material. However, most Spheres, Bolts, and Beams must be "targeted" on the Magick Conflict Table.

**Affix Matter:** The power to hold one or more standard volumes in place anywhere up to 1/2 range. It increases the duration of fluid materials in Walls or Sheets to the Time Factor of the caster. For example, a Magick User with PMF 12 at MKL 2 would have a spell duration of  $4 \times 2 = 8$  turns. The spell is useful to hold material against the ceiling, as in the case of a collapsing roof designed as part of a trap.

**Amplify Matter:** The power to double the amount of matter created. Our Magick User of PMF 12 and MKL 2 could normally create 5 volumes of Porous Rock, but an Amplify would produce 10 volumes if he wanted it. Amplify spells can be used only to create materials to be used as Walls and Sheets; magick missiles cannot be Amplified.

**Concentrate Matter:** The power to increase the density of a given volume of earth or water so that it doubles in weight for the same volume. Air and gases increase in pressure and produce winds. Concentrate spells are useful in changing matter from less to more dense states, or vice versa, as dust to sand or sand to porous rock, etc. If applied to a Wall, the defensive properties are

greatly increased.

**Intensify Fire:** The power to "fan" a Fire to increase its effects. The spell raises the EDF of any Fire by 1 x EDF or else increases the range of the spell by 5' per MKL of the caster.

**Remove Matter:** The power to remove materials from a point up to 1/2 range and transport them to some unknown place (the reverse of a Create Matter). The amount of matter that can be removed is equal to the volume the caster may fire as a missile if Earth or Water are involved. Otherwise, he may remove the maximum possible volume. Such a spell can be used to create powerful winds, extinguish fires, or even dig holes.

**Accelerate Matter:** The power to increase the rate of a Detach spell to make it effective on the turn it is cast. An Accelerate spell also increases the range of magick missiles or any other matter spell by 100%. Sheets of moving matter move at 5-10 x normal rate.

## Basic Magick: "Earth"

Earth is the most resistant of all materials, especially dense rock, and the power to move the Earth elements is accordingly high:

Spell Type	Dense Rock		Porous Rock		Sand		Dust	
	Level	BMR	Level	BMR	Level	BMR	Level	BMR
Create	2	6	2	5	1	1	1	1
Detach	3	9	3	6	1	1	1	1
Affix	3	9	3	6	1	3	1	3
Amplify	3	10	3	9	2	4	2	2
Accelerate	3	10	3	9	2	4	2	2
Concentrate	3	9	3	8	2	5	2	3
Remove	2	6	2	5	1	1	1	1

Each spell will be learned at the spell casting level and a BMR level as given in the table. Once a Create spell has been learned, the Magick User will be able to learn all of the others.

One standard weight of "Earth" = 400 Dr.

Dense Rock: 1 cubic foot

- "Sphere": 1' x 1' x 1' block of stone
- "Sheet": 1' x 3' x 4' block of stone

Sand: 4 cubic feet

- "Sphere": 10' x 10' x 10' whirling sand
- "Beam": 6" x 6" x 1/2 range stream of sand
- "Sheet": 1" x 7' x 7' layer of sand
- "Pile": 1" x 2' x 2' mound of sand

Porous Rock: 2 cubic feet

- "Sphere": 1' x 1' x 2' block of stone
- "Sheet": 2" x 3' x 4' block of stone

Dust: 8 cubic feet

- "Sphere": 10' x 10' x 10' swirling dust
- "Seam": 2' x 2' x 1/2 range stream of dust
- "Sheet": 1" x 12' x 12' layer of dust
- "Pile": 2' x 2' x 2' pile of dust

1. Rock is defensively strong and, when magically placed, it sustains considerable damage before a hole can be broken through it by "H" type weapons, large beasts, or magical missiles possessing blast or impact effects. Defensive values per 1" of thickness are:

Dense Rock Wall = 150  
 Dense Rock Sheet = 75  
 Porous Rock Wall = 50  
 Porous Rock Sheet = 25

If a Concentrate matter spell is used, the barrier's defense strength increases by 50% and "targeting" penalties rise to -100% -2% per MKL of the caster vs. any Remove Matter spell directed against the Wall.

When attempting to break through a rock barrier, damage is inflicted at the spot the attempt is made.

2. A moving sheet of rock will push back any person, creature, or object up to 4 x its own weight. It can be "jammed" by 1 iron spike per 100 Dr. of weight or by any solid and immovable obstacle. Persons able to push against it with carrying capacities equal to its weight will also stop it. It can "crush" victims caught between it and an unyielding obstacle at 10 points of damage per turn. Its advance may be halted by an Accelerate cast in reverse or it may be Removed. If the caster is concentrating on maintaining the sheet, -50% targeting penalties are assessed against any Magick User attempting to remove or halt the moving material.
3. A sphere of rock delivers a bash at 20% per volume flung as a magical missile. It must be targeted to strike any person or obstacle in its path, with a check being made for each person. The EDF of dense rock = 10 x EDM of caster times the volume thrown. The EDF of porous rock = 6 x EDM of caster times the volume thrown. When damage points equal to the total EDF have been inflicted, the rock will fall to the ground and stop.
4. A sphere (cloud) of dust or sand obscures vision. Sand reduces visibility by 5% per foot of thickness, dust by 10%. This also affects "targeting." Figures passing through a cloud of whirling dust or sand also run a 20% risk of choking and coughing, resulting in a loss of 1-3 blows during each melee

turn they are in the cloud and in the first turn they emerge, with movement reduced to 1/6 normal. Choking effects can be stopped 30% of the time with a cloth covering the face--70% if the cloth is wet.

5. A beam of sand delivers a "bash" at 10% per volume sprayed as a magical missile, which must be targeted to strike. A beam of sand can hit 1-6 figures in a firing phase and will do 1-10 points of damage to anyone it hits. There is also a 25% chance that the flying grit temporarily blinds a target for 1 turn.
6. A beam of dust has a "blinding" effect similar to sand and also a choking effect of 10% per volume of dust sprayed as a magical missile. From 1-6 figures may be targeted per firing phase.
7. Acceleration of any magical missile increases the bash effect by 10% per volume that is accelerated.
8. Sand and dust are excellent materials for "covering one's tracks" and, when laid down horizontally in a sheet, completely obscure any visible signs that a party has passed.
9. A pile of sand will prevent resistance to passage. A "Charge" or "Fleche" across deep sand produces 25% chance of stumbling (check for "bash") and movement is reduced to 1/4. A Wall of sand (a pile of considerable height and thickness) can be forced through at a rate of 1' per 100 dr. of weight possessed by a figure to a maximum of 6'. Failure to force through brings partial collapse of the Wall, burying the figure alive. To dig out of sand or break down a wall, a figure can dig 1 cubic foot per 100 dr. of carrying capacity per game turn.
10. A pile of dust provides little resistance, but there is a 50% chance of stirring up a cloud of dust if passage is attempted at a rate above 20 feet per turn. Fighting or other strenuous activity will always stir up the dust.

**Puff of Dust:** This produces a thin stream of dust from the surrounding area that can snuff a candle, torch, unshielded lamp or lantern; blow over light objects; flip pages of a book; etc. Anyone struck in the eyes is partially blinded for 3 turns and it reduces their fighting abilities by -20%. This stream of dust is followed by a 1,000 feet dust cloud which fills a 10 feet x 10 feet x 10 feet room, taking 1D10 minutes to settle. Whilst within the cloud fighting abilities are at half.

**Sand Blast:** This produces a continuous stream of sand that can be played on 1 target per 2 MKL of the caster. This caused slashing damage of 2-7 damage points. Armour provides some protection reducing any damage by half but grit can still penetrate chinks, etc. If sprayed in the eyes the victim is blinded for 1D10 turns.

**Shower of Stones:** This casts a shower of stones into a circle of 10 feet and anyone in the target zone could be hit. This causes anyone with in the target area to suffer crushing damage of 2-12 points of crushing damage each. However, if targeting a single individual, they will suffer crushing damage of 11-16 points.

**Scorpion's Strike:** This hurls a heavy 7 feet long shaft of obsidian with the force of a small ballista. This magical weapon is suited to battlefield conditions and cannot be employed in closed spaces. It causes 21-40 damage points of piercing damage.

**Trebuchet:** This hurls a 325 dr. boulder in the same manner as a heavy siege engine. This magical weapon is suited to battlefield conditions and cannot be used in closed spaces. The boulder explodes with great concussive force of 11 x MKL piercing damage to all victims within a 10 feet radius of the strike point. Victims under 2,500 dr. are Bashed and knocked down. A successful Dodge halves damage and no Bash occurs. The boulder may be cast at one large target (at least horse-sized). Dodging is possible if the target sees the missile cast. A successful Dodge avoids a direct hit but explosive effects still occur. Trebuchet may be employed to reduce fortifications. A magical Trebuchet missile will penetrate 6 feet of Dust, 2 feet of Sand/Dir and 3 inches of rock per caster's MKL and will not be deflected by Air Walls unless they have been cast by a Magick User with a higher MKL.

**Battering Ram:** This creates a 300 dr. cylinder of dense rock that can be welded as a battering ram. One must see the Battering Ram cast to Dodge. A successful Dodge converts a hit into a grazing strike with no Bash and half damage. Also if successful anyone behind the intended victim must Dodge or be Bashed and suffer the same damage. The effect may also be used to reduce fortifications, especially to batter down doors, gates, etc. The Bash Weight of the Battering Ram will be 600 dr. Bash will automatically happen for all targets that are less than half the Bash Weight. In such cases the Battering Ram will do (3 x MKL) of crushing damage. Also, if the target is less than 150 dr., it hurls the target back 10 feet x MKL. Heavier items are stopped in their tracks. If the target is an animate object it will be stunned for 5 minutes x CON.

**Wall:** This enables earth to be shaped into a "wall" of any shape and thickness, such a structure is permanent unless the Magick User includes the spell Dispel during construction. If it is necessary to move the wall once it appears, use the spells Detach and Accelerate. The maximum speed the wall can move is 10 mph. Depending upon the type of materials used the Wall may be able to deflect missiles and spells.

**Sheet:** This enables earth to be shaped into a horizontal sheet (such as a floor, ceiling, bridge, pathway, etc.) of any dimensions. It must be a minimum of six inches thick and such a structure is permanent unless the Magick User includes the spell Dispel during construction.

**Landslide:** This breaks a naturally occurring volume of sand, dirt, or "living" rock loose from a steep slope, cliff, overhang, cavern roof, etc., creating an avalanche or cave-in. Mortared or sculpted rock is unaffected. The volume dislodged and the amount of damage inflicted depends on the MKL of the caster and the nature of the material being manipulated. The ability to Dodge depends on the

size of the slide and distance away from the start. Overhead falls of material can be dodged only if a target first makes his DEX CR (one must react with blinding reflexes in such instances!). A failed Dodge versus a material over MKL 3 in volume means the target was not just struck but also buried, stunned and immobilised. Buried victims may be able to dig themselves out if they are strong enough but most will require help from friends.

**Embrace of the Earth:** The Embrace of the Earth transforms the solid ground underneath an area into the consistency of quicksand. Anyone or anything in the area will begin to sink into the material at a rate of 1 foot every minute. Movement in such a medium is also greatly reduced to 1/4 standard values and becomes impossible once one has sunk half one's height into the muck. The targeted area affected: 20 feet radius x MKL of the caster.

**Quake:** This is the displacement of substantial quantities of rock below the surface to tremors and earthquakes. Firstly, the Magick User must prepare the minimum volume of Dense Rock required in order to create an earthquake with a 1/4 mile radius of effect. For each additional 10,000 feet<sup>3</sup> of rock the radius of effect is increased by 1/4 mile. The Magick User can continue to increase the radius of effect up to his current MKL x 1/4 mile. Secondly, when all is completed, the Magick User must be no farther than 1/2 mile x MKL from the epicentre to cast the spell. A shock wave spreads out from the epicentre of the quake. A crack opens, spreading outward an equal distance to either side of the epicentre and the dimensions of the crack depend upon the caster's MKL as follows:

MKL	Damage
1-5	Minor tremors: no damage.
6-9	Noticeable tremors: little damage, but people and animals are alarmed.
10-11	Strong tremors: minor damage to frame buildings; people and animals are shaken up and fearful.
12-13	Powerful tremors: moderate damage to frame buildings; minor damage to stone buildings. It is hard to stand. People tend to panic. Animals become unmanageable, flee etc.
14-15	Severe tremors: heavy damage to frame structures; moderate damage to stone buildings; slight damage to fortifications. It is impossible to stand. People and animals are terrified.
16-17	Shock waves flatten frame structures: major damage to stone buildings and moderate damage to fortifications, etc. People and animals are terrified.
18-19	Shock waves smash frame structures and stone buildings and do severe damage to fortifications, bridges, etc. People and animals are terrified.
20+	Shock waves smash everything, man-made short of great structures like the Pyramids will be cast down into the dust.

## Basic Magick: "Water"

Water is quite resistant because of its fluid nature and the difficulty of making it hold a definite shape. Handling ice is much the same as working with solid rock.

Spell Type	Ice		Normal Water		Rain & Spray		Fog & Mist		Magick Water	
	Level	BMR	Level	BMR	Level	BMR	Level	BMR	Level	BMR
Create	3	6	1	4	1	3	1	2	5	0
Detach	3	6	2	5	1	4	1	3	5	4
Affix	3	6	2	6	1	4	1	3	5	5
Amplify	3	9	2	7	1	7	1	5	6	9
Accelerate	3	9	2	9	1	7	1	5	6	9
Concentrate	3	8	2	8	1	7	1	5	6	7
Remove	2	6	1	4	1	3	1	2	4	0

One standard weight of "Water" = 1000 dr.

Ice: approx. 20 cubic feet\*

- "Sphere": 3' x 3' x 2'
- "Sheet": 1" x 15' x 15'

Rain & Spray: 1000 cubic feet\*

- "Sphere": 10' x 10' x 10'
- "Sheet": 5' x 10' x 20'

Liquid Water: approx 20 cubic feet\*

- "Sphere": 3' x 3' x 2'
- "Sheet": 1" x 15' x 15'
- "Beam": 3" x 3" x 1/2 range.

Fog & Mist: 4000 cubic feet\*

- "Sphere": 10' x 20' x 20'

\*Materials will collapse into a sheet.

- Ice is a fairly strong material when it is thick. The defensive values per foot are:

Ice Wall: 60  
Ice: 30

If a Concentrate Matter spell is used, the strength of the Ice is increased by 50%, and targeting penalties against a Wall rise to -110% + 2% per MKL of the caster of the Wall vs. Remove Matter. Fire spells melt 2 cubic feet of Ice per volume of Fire with the melting at a specified point. Ice melts naturally at the rate of 20% per hour.

- A Sheet of Ice laid down across water will support 100 Dr. per inch of thickness and 6" of thickness will support 2000 Dr.
- A moving sheet of Ice behaves in the same manner as sheets of

Rock.

- A horizontal sheet of Ice provides a most slippery surface, and anyone crossing it at 1/6 speed has a 10% chance of slipping and falling. Crossing at normal speed brings a 25% chance of falling, while fast speeds cause falling 50% of the time. Members of the Magick User's party are unaffected unless engaged in combat. Anyone struck by a blow while on ice would suffer an automatic "bash" if the attacker is equal in weight or heavier. Sliding is also possible. Roll random dice to indicate direction and distance if a character slips and falls unintentionally.
- A sphere of Ice is so heavy that it can be hurled only 1/5 normal range. However, if slid along a horizontal sheet of ice, it will travel for the full range. Treat as a sphere of porous rock, with the EDF = 4 x EDM of caster the volume thrown. The sphere has a 20% chance of shattering when it strikes any reasonably solid object or large creature or person. (When used against Fire creatures, EDF = 10 x EDM of caster.)
- A "Flash Flood" may be produced with a sphere of water. This specialized "sheet" of water, unlike sheets of solid material or Fire, will move 50' per turn unaccelerated or 150' Accelerated. The Flash Flood must be at least 5' high and 3' thick to produce a bash, with 15% chance of a bash per foot of thickness. A Flood 7 feet thick will carry along any creature weighing less than 1100 Dr. The effect must be performed in a confined space, however, as the edges of an unconfined flood will flow away rapidly and the water will become a sheet lying horizontally within 25 feet.
- A Wall of Water may be made to stand stationary and prevent passage of fiery creatures. All Fire missiles of magical origin are reduced by 10% damage per foot of water they pass through and have a 10% chance per foot of water of "exploding" then and there', reducing the Wall to a horizontal sheet. Flaming arrows and the like are immediately extinguished.
- A Remove spell coupled with a Detach and Accelerate spell will create a corridor 5' wide and 10' long per standard volume possessed by the caster through water not more than 20' deep. This is a magical "Part the Waters" spell with a duration of 1/2 the Magick User's Time Factor.
- A Beam of liquid water may be likened in effect to a high-pressure fire hose. It delivers a "bash" of 15% per volume of water used and may be directed at 1-10 figures when "fired." The Beam must be targeted against each figure to strike. A beam of water will wash beings lighter than 1000 Dr. 5-30 feet away from where they were standing when the beam hit.
- Rain and Spray may be likened to a cloudburst in effect. In a Wall form, it has the same effect on fiery creatures and fire missiles of normal or magical origin as a Wall of Water, with a 10' thickness being equal to 1' of liquid water. Ordinary fire missiles will be put out when passing through 10' of Rain or Spray but are not otherwise impeded.
- Fog obscures vision by -3% per foot of thickness in daylight and, in darkness, any ordinary illumination such as a torch or lantern will cause so much reflection of the light that vision is impossible beyond 10' away from the one attempting to see.
- A "Flash Flood" will wash away any visible signs that a party has passed by the area flooded and completely eliminates any trace of scent.
- A Rain or Spray will have a 10% chance per turn of duration of washing visible signs away and a 20% chance of washing away all scent of the party.
- Water can be used to extinguish fires. Small fires will be extinguished almost at once when one volume of liquid water or rain is dumped on them. Large fires are not as easily extinguished. There is a 10% chance + 5% per turn for each volume of water used that a fire will be extinguished by a Beam or Rain, and a 20% chance + 5% per turn for each volume of liquid water in a "Sphere" or Wall form. Oil-fed fires will require 1-3 extinguishings and Magick Fire 1-6 extinguishings.
- Magick may be used to produce water, but the water is itself real and remains after the end of the spell's duration in the form of a horizontal sheet.
- Magick Water does everything that ordinary water does, except that it never changes state--that is, it never freezes and it never evaporates, even when boiled! A pint quenches sustains a man for 1 day in the hottest desert. If sprinkled on a person burned by fire, even Magick fire, a pint puts out fire and reduces burn damage by -5% x MKL of the Magick User (up to -90% reduction in damage) if applied within the turn of the injury.

**Flood:** The Magus can create rain or take advantage of rain to produce a flash flood in a stream or river. The level the water rises depends upon width of the stream-bed, the rainfall and the Mage's MKL. All the Mage does is hasten and magnify what occurs naturally. After the spell is cast, the water rises to its peak for a distance 250 feet x MKL up and downstream from the point where the spell is cast. After 7 minutes x MKL at peak levels, the water slowly subsides by -10% per 30 minutes until back to normal. The banks of most streams do not lie too many feet above the normal level of the flow, so instead of a towering flash flood, the rising water just overflows the banks, effectively widening the stream. That is likely to be enough to prevent anyone from fording any stream, and the current and debris carried along by the current will make swimming or boating across very dangerous. In the case of substantial floods, small bridges might be washed out. Afterward, the flooded ground will be a muddy morass that, again, inhibits movement until it dries out.

**Spray:** This produces a thin stream of water that is enough to snuff out a campfire. Fire-loving beings suffer 1/2 x MKL of Energy damage! Multiple castings of the spell Accelerate may be necessary to bring the stream of water to an appropriate speed.

**Water Bomb:** This is a sphere of magically compressed water can be cast toward a targeted person or area. The Water Ball explodes with concussive force, causing 1 x MKL points of crushing damage to all victims within 10 + (2 x MKL) feet of the blast centre. Fire-loving beings suffer double the damage. It is possible to try to Dodge a Water Bomb but only if the target sees it being cast, a successful Dodge results in half damage. Dodging is ineffective in tight spaces. If used to extinguish fires, treat as a Water Blast rated at MKL 6 in open spaces and as MKL 10 in enclosed areas. If the Mage wishes to cast Steam Bomb, this involves creating a minimum of seven volumes of water, this must then be heated to 100° C, then vaporised into steam. Everyone in the blast area sustains steam damage but a successful Dodge puts one on the edge of the blast and results in half damage.

**Water Ram:** This creates a very dense cylinder of water that acts as a battering ram. The ram has a Bash Weight of 50 dr. x (Speeding Level + Volume Level) x MKL, to maximum of 12,000 dr. A hit inflicts a Bash and 3 + MKL of crushing damage. An automatic Bash occurs on all targets weighing under 250 dr. x caster's MKL. A Bash results in the target being hurled and/or washed back 10 feet x MKL, knocked down and then stunned for 1 turn. A Dodge is impossible if less than 30 feet from the caster. All fire-loving creatures suffer double damage. If the Water Ram is directed against inanimate targets like doors, it has a 9% x MKL chance of blasting them off their hinges or shattering them entirely. Objects may be turned into missiles, producing effects like those of bashed victims flying into others.

**Acid rain:** Acid Rain drizzles a corrosive spray over a large area. The preparation required first of all to create Noxious Fumes: Sulphurous Fumes (Basic Magick Fire) or Chlorine (Basic Magick Air). Anyone who is caught in the Acid Rain storm suffers 1d6 x MKL damage points. The area covered is 50 feet radius x MKL of the caster. Duration: Time Factor.

**Rain of Lava:** First of all, a downpour must be created with rainfall of at least 1 inch per hour with Magick Water. This is based on a spell combination of Rain & Spray + Heat/Cold Basic Magick Fire. The area covered is 50 feet radius x MKL of the caster. Duration: Time Factor.

**ICE MISSILES**

A Mage can create a variety of missiles of ice, which he can direct at a given target or area. Dodging avoids missiles of ice, provided a target is over 30 feet distant and sees a missile cast.

**Arrows of Ice:** This fires one arrow of ice per 3 MKL of the caster (rounded up). Arrows of Ice can be fired simultaneously at the same target or at different targets. Each arrow does 2 x MKL points of piercing damage. All fire-loving beings suffer double damage. If the target is wearing metal armour halve all damage.

**Javelin of Ice:** This hurls a "javelin" of ice. A Javelin of Ice inflicts 7 + (2 x MKL) of piercing damage. All fire-loving beings suffer double damage. If the target is wearing metal armour halve all damage.

**Ice Storm:** This creates a shower of large hailstones. An Ice Storm inflicts 1 x MKL points of crushing damage on anyone in a targeted circle of 5 feet x MKL in diameter. All fire-loving beings suffer double damage. If the target is wearing metal armour halve all damage. If cast during a rainstorm range is increased to 100 feet x MKL, and the target zone is increased to 10 feet x MKL in diameter. If the rainfall is 1 inch per hour or greater, the crushing damage of 3 + 2 x MKL inflicted by giant hailstones.

**Ice Bomb:** This forms sphere of magically compressed ice that can be cast toward a targeted person or area. An Ice Bomb explodes with concussive force, sending razor-sharp shards of ice in all directions, causing 3 + MKL points of piercing damage to anyone within 10 + (2 x MKL) feet of the blast centre. All fire-loving beings suffer double damage. If anyone is wearing 3/4 metal armour halve all damage. A successful Dodge halves damage, but this is ineffective in tight spaces like rooms. When cast at a single target, the Ice Bomb does 7 + (2 x MKL) points of crushing damage with an automatic Bash : knockdown against targets under 5,000 dr. A single target attempting Dodge an Ice Bomb must see it cast.

**Blizzard:** Blizzard causes the temperature to drop by -30°F plus an additional -50°F per hour x MKL of the caster. The preparation required first of all to create storm winds upward of 30 mph. This is based on a spell combination of Detach + Accelerate. A large cloud forms overhead in the first hour. Then heavy snows begin to fall, putting down 3" of snow per hour. When the storm ends, the temperature climbs by +5°F per hour until it reaches the original temperature before the storm. If the temperature is above freezing, the snow melts at 6" per day if the weather is cool, 24" per day if warm, and 36" per day if hot. The area covered is 3 miles radius x MKL of the caster.

**Basic Magick: "Fire"**

Fire and all variations on temperature and cold, light and darkness, are included under this group of Basic Magick spells.

Spell Type	Normal Fire		Heat/Cold		Smoke		Light/Dark		Flame		Magick Fire	
	Level	BMR	Level	BMR	Level	BMR	Level	BMR	Level	BMR	Level	BMR
Create	1	2	3	3	1	2	1	1	2	3	3	0
Detach	1	2	3	4	1	1	1	2	2	3	3	1
Affix	2	3	3	4	1	4	1	2	2	3	3	1
Amplify	4	4	4	4	2	3	3	3	3	3	4	2

Accelerate	4	4	5	5	3	3	4	4	4	4	3
Intensify	5	5	6	6	4	3	4	4	5	5	5
Remove	2	4	2	4	1	3	1	1	2	4	0

**Standard Volumes**

**Normal Fire**

- Sphere: 1' diameter
- Sheet: 2' x 2' x 3' (12 cubic feet)
- Spark: ignites kindling on touch

**Heat or Cold**

- Sphere: 1' diameter
- Sheet: 1' x 3' x 3' (9 cubic feet)

**Smoke**

- Sphere: 7' diameter
- Sheet: 5' x 5' x 5'

**Light or Darkness**

- Sphere: 10' diameter
- Sheet: 10' x 10' x 10'

**Flame**

- Beam: 1" x 1" x 1/2 range
- Sheet: 2' x 2' x 3'

**Magick Fire**

- Sphere: 1' diameter
- Beam: 1" x 1" x 1/2 range
- Sheet: 2' x 2' x 3'

1. FIRE: Fire will do 1-6 points of damage per volume of material used, with a 10% chance of ignition of flammable materials per volume. If a creature's hair, clothes, etc. are set on fire, it will immediately check morale -25% and at best attempt to smother the fire or put it out in some way or other. Normal fire will last only 1-2 turns unless given flammable materials to feed upon.
2. MAGICK FIRE: Unlike ordinary flames, Magick Fire will last for the duration of the spell and does 11-20 points of damage per volume when cast as a fireball, and 6-10 points of damage in other forms. There is a 15% chance of ignition per volume used.
3. FIRE BALLS: Upon striking a target, Fire Balls "explode" and fill a volume equal to a "Sheet" of Fire. Anyone caught in the explosion zone besides the targeted victim has a 35% chance of being burned (1/2 damage) and a 15% chance of catching fire.
4. HEAT may be used to warm an area if used as a Sheet or to cook food, etc., if used as a Sphere. If 5 volumes are used as a Sphere, metals will be heated up to a point that they cannot be held, wood will ignite, etc. If 10 volumes are used in a sphere (which can be Concentrated to a 1' x 1' x 1' volume), Heat will cause metals to melt 1-25% each turn. It raises air temperatures by 20°F (10°C) per volume in Sheet Form.
5. COLD: When used upon ordinary human beings, Cold has the effect of lowering the temperature of the immediate surroundings by 20°F (10°C) per volume in Sheet form. If employed in the form of a Sphere, it will freeze 200 Dr. of material solid per volume used 1-25% of the time. Beings "quick-frozen" in this way will take 1 hour per 50 Dr. to thaw out, with a 1-50% chance of returning to life. Used against fiery creatures, a sphere of cold will do equivalent damage to Magick Fire. When used to freeze the body of a fallen comrade, a Cold Sphere retards decomposition by 1 full day.
6. SMOKE: If there is any fire available, it can be used to generate a Smokescreen that is twice as dense as an equal amount of Fog. There is also a 15% chance per turn that beings caught in the smoke will begin coughing and choking and will lose all fighting bonuses for the time they are in the smoke and for 1-2 turns after they emerge.
7. LIGHT: To provide illumination, a Magick User may create Light in Sphere or Sheet form. If a moving Sphere is used to enclose the Magick User and his friends in light of moderate intensity, the effect can be maintained beyond the spell duration by the expenditure of 1-2 fatigue points per hour. A Sheet of Light cannot be moved and will remain in position for the duration of the spell, with the intensity of noon-day sun. If an Amplify, Intensify, and Accelerate are used, the Wall of Light will become so bright that it is impossible to look at it without becoming blinded for 1-6 turns if the viewer is within the spell range of the caster from the Wall.
8. DARK: To extinguish light in an area, Darkness may be created. If Amplified, Intensified, and Accelerated, the Dark will become so intense that no one except the Magick User will be able to see beyond 10', even with Night Vision. Only Light will counter such a spell, and vice versa.
9. FLAME: Flame spells may be used to kindle large fires quickly casting a jet or Beam of fire from the fingertip, a sort of magical flame-thrower that may be directed against 1-6 targeted figures up to 1/2 the caster's range away. Damage is 1-6 points per volume used, with a 15% chance of ignition per volume.
10. FIRE ARROWS: This shapes one arrow of fire per 3 MKL of the caster (rounded up), which may be cast in the same turn or in

successive turns. The nature and the level of fire can be up to the limits a Mage can create, and each arrow does 2-12 damage points.

11. Fire is a limited duration material unless fed by some flammable source and will go out without fuel.

**Flame Wall:** This spell shapes a swirling mass of fire into a "wall" of any shape and thickness so long as total volume equals the volume created or commanded. (It is assumed that the wall is at least a 10 feet high, with large volume fires this indicates that the flames are 20, 30, even 40 feet high!). A volume is assumed to be 1 foot thick with a coverage equal to the diameter of the fire squared. I.e. a fire with a diameter of 20 feet would have a coverage of 20 feet by 20 feet and be 1 foot thick. If it necessary to move the wall once it appears, use the spells Detach and Accelerate. A Flame Wall may also be blown along by the wind at 2/3 of wind speed but at no time can the Flame Wall exceed 50 mph. Other benefits obtained from the Flame Wall include:

- **Missile Deflection:** Attacker suffers a penalty of -10% to his fighting abilities per 5 feet thickness of the Flame Wall (due to flames' dazzling effect on the attacker's vision).
- **Water Spells:** A Flame Wall negates all water missiles, however a massive amount water can disrupt a Flame Wall, causing it to go out in 3D10 seconds!
- **Movement hindrance:** To pass through a Flame Wall requires a FER CR - 4 and this risks fire damage and ignition of flammable materials on one's person. Fire-loving creatures are unaffected.

**Create Noxious Fumes:** A Mage can create toxic smokes ranging from mildly to highly poisonous. Fire-loving creatures, Spirits, and Undead are immune to such fumes and suffer no ill effects when exposed to them. If used with the spells Detach and Accelerate, noxious fumes can be made to drift on a light breeze. Any breeze created cannot be over 10 mph or the gaseous cloud will begin to dissipate quicker. If between 10-15 mph, it dissipates within 30 seconds x MKL; if between 16-20 mph, it dissipates within 15 seconds x MKL and if over 20 mph, the cloud dissipate within 5 seconds x MKL. If the victims use some of protection against noxious fumes, such as several layers of wet cloth held over the mouth and nostrils, this reduces the penalties (except visual impairment) and damage to 1/2 normal values. However, such protection must be used before breathing in any fumes if it is to be effective. There are various types of noxious fumes that can be created:

- **Acrid Smoke:** The victim must make a CON CR - 5 as he is partly blinded by tears.
- **Sulphurous Fumes:** The victim must make a CON CR - 5. If failed he loses 1D10 Fatigue points.
- **Deadly Vapours:** The victim must make a CON CR - 7. If failed he loses 1D10 Fatigue points and 2 damage points directly to his Body.
- **Sulphur & Brimstone:** The reeking stench of sulphur and brimstone has always been associated with both magical fire and the Infernal Regions. A Mage's ability to create an equivalent level of Magick Fire is an essential prerequisite to creating such vapours. The victim must make a CON CR - 7. If failed he loses 1D10 Fatigue points and 4 damage points directly to his Body. Holding one's breath fights off the effects of Sulphur & Brimstone. A CON CR is required to hold one's breath for 15 seconds if highly active (fighting or running); 3 seconds if moderately active (walking); or 60 seconds if motionless. Each additional 15 seconds requires a successful FER CR in order to make a further CON CR.

Once such fumes are breathed in, initial damage results and all fighting abilities are reduced from 20%. Once affected, a CON CR is required every turn the victim remains in the noxious smoke and failure results in the victim suffering the damage effects due to extended exposure. Prolonged exposure to any noxious gas is, after all, very hazardous to one's health, especially if it is Sulphur and Brimstone.

**Firestorm:** Firestorm starts a widespread holocaust over a vast area. It requires flammable materials (woods, ripe fields of grain and hay, buildings, towns, and even cities!!!) to fuel the fires. Such conflagrations must be started in the open, as well, for they require huge amounts of oxygen to fuel the fire. The preparation required first of all to create storm winds upward of 30 mph. This is based on a spell combination of Detach + Accelerate. The targeted area affected is 100 feet radius x MKL of the caster.

**FIRE MISSILES**

The following guidelines apply to casting fire missiles:

1. A Fire Mage can cast fiery missiles at a given target or area.
2. Fiery missile effects occur in a single Action Phase and cannot be extended.
3. Missiles can be of Natural, Magick, Salamander or Dragon Fire.
4. If Fire is readily available, create missiles by using the spell Detach to detach them from the source.
5. Armour is no protection against fire, but a shield may be if it covers one's body from the flame blast. Iron shields are the only ones that do not catch fire although they may get hot; all others types do suffer damage and must be discarded.

6. Double damage is done to water-loving beings.
7. Spirits and fire-loving beings are immune to Natural Fire but Magick Fire inflicts 1/4 damage, Salamander Fire inflicts 1/2 damage and Dragon Fire inflicts 3/4 damage.
8. Dodge can be used to avoid a Fire Missile if the target sees it cast and is standing more than 30 feet away. Fireballs have explosive qualities that render a Dodge partially or completely ineffective. A successful Dodge only halves FireBall damage and dodging a Fireball is ineffective in tight spaces where the blast effect cannot be avoided.

**Basic Magick: "Air"**

Air is a most useful commodity, for it not only can cause powerful drafts and windstorms, but also is necessary for breathing and is the medium by which various gases are transported. It can also be used to feed fires and so intensify them.

Spell Type	Normal Air		Poison Gas	
	Level	BMR	Level	BMR
Create	2	2	6	6
Detach	2	1	6	6
Affix	2	5	6	6
Accelerate	3	3	7	7
Concentrate	4	4	7	7
Remove	3	3	3	3

**Air:**

- "Sphere": 5' x 5' x 5'
- "Beam": 5' x 5' x 1/2 range

**Poison Gas:**

- "Sphere": 5' x 5' x 5'

1. In the form of a Sphere, Air can be used to provide breathable oxygen in a sealed space. It can also be used to Intensify a fire, with two volumes of air being equal to Intensification of 1 volume of fire. If a Magick User casts an Air Sphere greater in volume than Poison Gas, Smoke, Fog, etc., and Concentrates it, the Air will keep the other gas from entering the volume. (A volume of air will provide enough breathable gas to keep a man alive for an hour or more if quiet.)
2. A Sphere of Air of 10 volumes will generate a Wall of Air that swirls outward from the center of the Sphere, preventing the passage of creatures under 100 Dr., with 25 Dr. being added to that limit for each volume added above that. If a Concentrate Air is employed, these values are doubled.
3. A Remove Air spell will extinguish 1 volume of normal fire for every volumes of air removed. If Detach and Accelerate spells are also used, the spell will put out 1 volume of normal fire per volume of Air used. Also, two volumes of Detached and Accelerated Remove Air will extinguish 1 volume of Magick Fire.
4. A Beam of Air is nothing more than a wind blowing as if from the tip of the Magick User's finger or wand. The Wind is at 10 mph per volume of Air used. If Amplified, the wind speed is doubled. 20 mph is enough to cause fine dust to form a thick cloud. 30 mph causes torches to gutter (increase chance of torch being put out by 25% per 10 mph over 30 mph), and fine sand is blown to form sandstorms. At 50 mph, there is a 15% chance of stumbling -10% per 100 Dr. of weight, with a +15% additional chance for each 10 mph above 50 mph. If a character or figure stumbles, there is an equal chance that he will be blown backward for 5-30 feet, with the possibility of being stunned if he bumps against a solid obstacle.
5. At MKL 12+, a Magick User will be able to create a Tornado with an Amplified, Concentrated, and Detached Remove Air spell, which lasts the duration of the spell. (See "Weather Control" in Ancient Lore, below.)
6. Poison Gas (Chlorine) may be generated in the form of a Sphere which will be wafted away from the Magick User at a speed of 10-60 feet per turn. Any living creature caught in the sphere of poison gas has a 1-10% chance of killing outright, an 11-20% chance of causing unconsciousness for 1-6 turns, a 21-50% chance of causing severe watering of the eyes, choking, and coughing that eliminates all combat bonuses, and a 51-70% chance that the victim checks morale as if he has suffered 50% damage to the body. Dragons, Trolls, characters with constitutions of 19 or 20, and the like will add 1-20% to their die roll because of toughness. A breeze or Wind over 20 mph will dissipate the cloud of poison gas in 1-3 turns. Each turn an affected creature remains in the gas brings 1-10 points of damage and another dice roll is made to find out whether any of the above effects have occurred.

**Puff:** This produces a thin stream of air, a silent draught which can snuff a candle, torch, or unshielded lamp or lantern, blow over light objects, flip book pages, blow a parchment where one wants, etc.

**Airwall:** This shapes a swirling mass of dense air into a "wall" that impedes movement and deflects missiles. It can be of any dimensions within Caster's volume limits. Other effects available include:

- **Moving Wall:** If used with the Basic Magick - Air spells Detach and Accelerate it produces a wall that moves at 1 mph x MKL up to maximum of 5 mph.

- **Missile Deflection:** If attacker suffers a penalty of -5% to his fighting abilities for every 5 feet that the Airwall penetrates.
- **Flame Deflection:** A flame is blown away -5 feet every 15 seconds to a maximum distance of 10 feet x MKL.
- **Fire Spells Deflection:** The Airwall will deflect any Basic Magick - Fire spells, resulting in the opposing Magick User suffering a penalty of -5% from his targeting per 5 feet of Airwall penetrated.
- **Movement Hindrance:** Any one entering the Airwall will need to make a STR CR. Whilst inside the Airwall they will move at 1/2 movement rate. Any Dodge rolls whilst within an Airwall suffering a penalty of -10%.

**Airbolt:** Airbolt is noisy with a sound like a rifle crack that may startle people. It is a sharp, focused blast of air with enough force to push a target back and deliver a Bash. The Bash Weight of the spell is equal to the Caster's Weight + (50 dr. x MKL). Depending upon the Target's weight various results can occur and if the Target is pushed back into a solid object damage can occur.

1. Any Targets who are below Bash Weight are bashed to the ground.
2. Any Targets who are up to twice the Bash Weight are pushed back 10 feet.
3. Any Targets who are up to three times the Bash Weight are shoved back 10 feet.
4. Any Targets who are up to four times the Bash Weight are stopped dead in their tracks.

**Air Beam:** This spell produces a stream of high-pressure air, which can be played onto one target per 2 MKL. In all other effects the spell is similar to the Basic Magick - Air spell Airbolt. It is based on the spell combination of Concentrate + Detach + Accelerate.

**Air Ram:** This produces a dense cylinder of air that acts as a battering ram and results in an automatic Bash on targets under 50 dr. x Caster's MKL in weight. The Bash Weight amounts to the caster's (MKL x 500 dr.) + 50 dr. per speed level gained from the Accelerate spell. A hit inflicts (3 points x MKL) of crushing damage. Bash victims are hurled a distance of 10 feet x MKL and are stunned for 1 x MKL turns. No one can see an Air Ram coming in order to Dodge, but those who are behind a bashed victim can Dodge so that his hurtling body scores a grazing strike (which results in no Bash effect and only 1/2 damage). Air Ram can blast doors from their hinges or shatter them entirely and inanimate objects can be turned into dangerous missiles. It is based on the spell combination of Create (3 volumes) + Concentrate + Detach + Accelerate.

**Mist & Fog:** This spell causes the ambient air temperature to drop below dew point and so create mist and fog. It is assumed there is enough humidity to form mist. If the humidity level is inadequate, triple the Fatigue cost of the spell. As with any misty or foggy conditions, the visibility will be reduced. It is also possible to make the mist or fog drift as if in a light breeze. Any breeze created cannot be over 5 mph or the mist and fog will begin to dissipate quicker. If between 5-10 mph mist dissipates within 5 minutes x MKL; if between 11-15 mph, mist dissipates within 3 minutes x MKL; if over 15 mph, it dissipates within 1 minute x MKL. To cause the breeze to blow above 5 mph costs an additional fatigue cost. regardless of any breeze, he may cast Affix as part of the spell combination.

**Clouds & Rain:** This spell drops the upper altitude air temperature below dew point to cause condensation of water vapour. It is assumed that there is enough humidity to form clouds. If insufficient humidity, triple the Fatigue cost. Clouds drift on prevailing winds, but the spells Detach - Accelerate enable a Magick User to direct their movement anywhere within his line of sight. The spell Affix keeps clouds overhead even in stiff winds.

**Dust Devils:** A Dust Devil kicks up dust and sand in a compact, whirling cloud 20 feet in diameter. A Magick User can create one Dust Devil plus one additional Dust Devil per 2 MKL. The wind speed must be at least 50 mph. He can also direct it to move wherever he wants anywhere within range. Anyone caught in a Dust Devil is unable see beyond a few feet. Animals may become panicked and unmanageable. Light objects may be picked up and carried along a few dozen feet or thrown this way and that.

**Tornado:** Tornadoes are great funnel clouds that do unspeakable devastation wherever they touch down. The preparation required to create a Tornado is extensive. First of all, a downpour must be created with rainfall of at least 1 inch per hour and storm winds upward of 50 mph. This is based on a spell combination of Clouds & Rain (Downpour) + Detach + Accelerate. The funnel touches down at the targeted area, affecting a radius of 100 feet around its centre and moves randomly at 10 mph + 1D10 mph (about 200 feet every 15 seconds). Tornadoes generate winds of over 300 mph that tear most structures apart. Even substantial stone buildings and fortifications suffer damage. At sea, a waterspout can smash a ship to splinters and sink it immediately. "Dodging" a Tornado is impossible. Any creature caught in one has a 20% chance of surviving. Survivors invariably are battered within an inch of their lives and it likely they will be terrified whenever a tornado appears or there is a extremely severe storm.

**LIGHTNING EFFECTS**

Among the most powerful magical armaments available are the electrical discharges. Lightning is the "weapons of the gods", armour is of little use against such powerful forces. Even the most powerful supernatural beings are vulnerable to them. To utilise the

ambient electricity in the air requires double the normal cost of fatigue.

1. Lightning does double damage in wet conditions that readily conduct electricity and grounds the victim.
2. Any metal armour that conducts electricity provides no energy protection versus Lightning.
3. Spirits, Undead and the like all suffer an additional 2 x MKL energy damage!
4. Dodging is possible if the victim sees the spell cast and is over 30 feet away. Otherwise only a Ward spell can turn the strike.
5. A successful Dodge causes Lightning Darts to miss. A Lightning Bolt merely has its effects halved because the target zone is too large to escape entirely unscathed.

**Lightning Darts:** Flashes of lightning spring from the Caster's fingertips. The Magick User can create one dart per 2 MKL. Each dart is cast simultaneously but each is aimed separately at the same target or at different targets. Each dart causes 6 + 1D10 points of Energy damage. The victim is also stunned for 1D10 turns if he fails his CON CR. Magical lightning does not move as quickly as natural lightning and must be augmented by multiple Accelerate spells to reduce a target's ability to Dodge.

**Lightning Bolt:** A Lightning Bolt targets an area 20 feet in diameter and anyone in the strike zone suffers 2-12 points of Energy damage and is also stunned for 1 turn if he fails his CON CR. Wooden objects (trees, sheds, houses etc.) will be seriously damaged and inflammable material will catch fire.

**Thunderbolt:** Thunderbolts occur only during a heavy rain or downpour. A Magick User can, during storms, direct one thunderbolt at a time so long as the target area is in range and line of sight. Instead of issuing from the Magick User's fingertips or his staff, a Thunderbolt comes suddenly from above, targeting an area 50 feet in diameter and it cannot be dodged. Anyone caught in the strike zone suffers 21-40 damage points.

**Combination Basic Magick Spells**



nce a Magick User has mastered all of the spells for a particular type of matter--for instance, all of the spells for Magick Fire, he may cast up to 3 spells at the same time without expending more than 5% fatigue for each additional spell.

**Spells of Necromancy**



ecromancy is a claimed form of Magick involving communication with the deceased - either by summoning their spirit as an apparition or raising them bodily - for the purpose of divination, imparting the means to foretell future events or discover hidden knowledge. Necromantic Spells are normally restricted to Necromancers but they can be learned by Enchanters, Mystics (Power Word, Cabbalist, Magick Square) and, of course, evil priests.

**Level 1 Necromancy**

All spells in this section are at casting level 1 and BMR 1.

**Command Undead:** A very powerful spell which increases in effect as the Necromancer rises in knowledge and ability. The spell gives him the power to exert influence over Undead beings and also Illusory figures like Shadows, Phantoms, and Specters. The following table gives the degree of influence available to a Necromancer at any given Magick Level. "T" means the power to turn away the figure named and keep him at a safe distance. "D" means the power to dismiss the figure from the Necromancer's presence. "C" means the power to command obedience or to dispel the figure if it is enchanted (Skeleton, Zombie, Shadow, Phantom, Specter). "-/" means no effect. The number printed after any letter indicates the number of such figures that the Necromancer may have under his own command as servants of his will at any one time; e.g.: T/10 means that he can turn away such figures and also have up to 10 under his own control.

Type of Undead	Magick level of the Necromancer Commanding Undead										
	1-2	3-4	5-6	7-8	9-10	11-12	13-15	16-18	19-20	21	22
Skeleton I	T/1	T/5	T/10	T/15	D/20	D/25	D/30	D/40	D/45	D/50	C/50
Skeleton II	-/1	T/1	T/5	T/10	T/15	T/20	D/25	D/30	D/35	D/40	C/50
Average Zombie	-/1	T/3	T/5	T/7	T/10	T/15	T/20	T/25	D/30	D/40	C/50
Strong Zombie	-/1	-/1	T/3	T/5	T/7	T/10	T/12	T/15	T/15	D/20	C/25
Ghoul	T/1	T/2	T/3	T/4	T/5	T/6	T/7	T/8	1/9	D/10	C/13
Great Monster	-/0	-/0	-/1	-/1	-/1	-/1	-/1	-/2	-/3	-/4	-/5
Mummy	-/0	-/0	-/0	T/0	T/0	T/0	T/0	D/0	D/0	C/1	C/3
Vampire	-/0	-/0	-/0	T/0	T/0	T/0	T/0	D/0	D/0	C/1	C/3
Wraith	-/0	-/0	-/0	-/0	T/0	T/0	T/0	T/0	D/0	D/0	C/20
Nazgûl	-/0	-/0	-/0	-/0	-/0	-/0	-/0	T/0	T/0	T/0	C/9
Death	-/0	-/0	-/0	-/0	-/0	T/0	T/0	T/0	T/0	D/0	D/0
Shadow	-/0	-/0	T/0	T/0	T/0	T/0	D/0	D/0	D/0	D/0	C/1
Phantom	-/0	-/0	-/0	T/0	T/0	T/0	T/0	D/0	D/0	D/0	C/1
Specter	-/0	-/0	-/0	-/0	T/0	T/0	T/0	T/0	D/0	D/0	C/1
Ghost	-/0	-/0	-/0	-/0	T/0	T/0	T/0	D/0	D/0	D/0	C/1

The chance of turning away or dismissing an Undead is 25% + 5% per 2 MKL or part thereof possessed by the Necromancer. A Command or Dispel is successful 90% of the time. The Necromancer can turn away or dismiss a number of Undead equal to his MKL in one turn at a

range of 50 feet or less. Turned undead flee at their full movement rate for ten rounds. If unable to flee, they will cower. If the Necromancer approaches within ten feet, or attacks a cowering undead monster, the turning is broken and the undead creature will attack. Great Undead can only be affected at a rate of 1 per 3 MKL or part thereof in one turn. Each figure to be affected must be successfully "targeted" on the Magick Conflict Table. Duration: Time Factor of Necromancer.

**Create Skeleton:** A spell which permits a Necromancer to animate a skeleton and make it an extension of his will. The skeleton must be intact. An animated skeleton will be capable of self-directed behavior, subject to the orders given it by the Necromancer, who has complete control and may direct it by Telepathic Command from a considerable distance. Only a MKL 22 Necromancer may take over control of such a figure from the creator. Also, if the creator is a Superior Magick User to the Necromancer attempting to dismiss a skeleton, all that can be done is turn away the figure. The spell endures until dispelled by Necromantic Magick.

**Create Zombie:** A spell which permits a Necromancer to animate a corpse and make it an extension of his will. Otherwise, like Create Skeleton, above. This link allows the caster to gather sensory information from the vicinity of the undead. From an additional +5% fatigue loss, the necromancer may choose up to two senses (up to three at 7th level, four at 10th level and all five at 13th level).

- **Sight:** The caster can see what the corpse or undead creature sees as if looking through one of the creature's eyes.
- **Sound:** The wizard can now hear through one ear exactly as if standing at the corpse's current location (the caster's own Hear Noise percentage applies).
- **Smell:** With one nostril, the wizard can now smell things exactly as if standing at the corpse's current location. The spell conveniently masks the putrefying stench of the cadaver (if any) so that subtle variations of aroma (like the scent of a rose) can easily be detected.
- **Taste:** The caster can taste any substance which is introduced into the corpse's mouth. The substance (which may be solid or liquid) tastes exactly as if the wizard had placed or her own tongue. This can be especially useful when checking for poison in food or identifying unknown potions. Thankfully, the taste of the corpse's own rotting flesh can be masked out by the spell.
- **Touch:** The caster gains the ability to sense the textural and environmental conditions, with a single hand, as if standing at the corpse's location. The wizard can gauge the surface temperature and temperature of any object or substance which is placed in contact with the corresponding hand of the corpse.

The type and number of sensory signals is chosen by the necromancer at the time of casting and cannot be changed for the duration of the spell. The caster collects all the sensory information through a single organ (eye, ear, nostril, half of the tongue or hand) belonging to the corpse or undead recipient. This organ need not be attached to the rest of the cadaver for the spell to function properly. While the spell is in effect, the necromancer can still see/hear/smell/taste/touch normally through other (unlinked) organs. For example, a necromancer harvests the left eye from a freshly cadaver and places it on a high ledge with a strategic view of a front door. If the spell is now cast, the wizard's left eye would be able to see through the left eye of the corpse and spy on any visitors, while his or her right eye remains normal.

**Ghoul Control:** A spell which enables a Necromancer to gain control over a ghoul who has no Necromancer for a Master. Once the Ghoul is placed under the Necromancer's influence, he will serve his Master loyally. Range: 50 feet; Duration: 1 turn. The spell will affect only 1 Ghoul at a time. Once control is obtained, only a MKL 21 or 22 Necromancer may break the spell.

**Located Remains:** This spell attunes the caster to the physical remains of dead beings in the area of effect. Locate remains will thus easily detect the presence of unburied corpses or corporeal undead (such as skeletons or zombies), but has no effect on non-corporeal undead (such as ghosts or spectres). The area of effect extends in a 10' wide path + 10'/MKL, facing forward from the caster. Scanning in a direction requires one round during which time the caster remains motionless in concentration. Locate remains is unaffected by walls or obstacles. In the most general application, the spell precisely locates any and all physical remains of individuals in the area of effect, regardless of sex, species and undead status. This spell does not impart any knowledge regarding the identity (or undead nature) of the remains; only the current locations of corpses within the area of effect are learned. If a personal item or a small fragment of the deceased individual is available at the time of casting, the spell can be used to locate the remains of that specific individual. In that case, the spell does not register the presence of any remains except those of the desired individual. Both the general and specific versions of the spell have no effect if cast on a living creature of any kind. The material component for this spell is either a small piece of bone from a human cadaver (for the general version) or else an article of clothing, personal possession or strand of hair (for the specific version). This spell is popular in regions with strict burial customs.

**Cloak of Death:** With this spell, the necromancer enshrouds the target of this spell with an aura of unlife, effectively hiding the target's life force. This spell will likewise fool creatures which hunt warm blooded living things, such as Nazgûl, as well as the spells and abilities such as detect life.

## Level 2 Necromancy

All spells in this section are at casting level 2 and BMR 2.

**Fear:** A spell which causes all living beings approaching within 20 feet of the Necromancer to check morale as if excessive casualties had been suffered. Figures over experience level 4, intelligent Monsters with more than 50 hit points, or unintelligent Monsters with more than 70 hit points are unaffected. Range: 30 feet around Necromancer, with a duration of 1-6 turns. Undead are unaffected, as are Necromancers.

**Whispers Through the Black Gate:** A spell which permits the Necromancer to speak with the dead. The corpse cannot have been buried in Church burial, nor have belonged to a spirit that went straight to Heaven (for example, a saint or a crusader). There is a 100% chance of success with a body dead from 1 to 7 days; a 50% chance + 5% per 2 MKL with a body dead 8 to 30 days; a 25% chance + 5% per 2 MKL for a body dead 1 to 6 months; and a 5% chance per 2 MKL for a body dead more than 6 months. Even if the spell is fully successful, there is a 10% chance + 5% per 2 MKL of the Necromancer that the Dead will make reply to each of 3 questions. The Dead will not lie, but they will withhold any part of the truth not clearly and specifically included in the question, which cannot be more than 25 words in length. In short, the Dead resist speaking of what they know, and questions must be carefully phrased. Personal enemies of the Necromancer or of any person for whom he is asking the question will lie outright 1-25% of the time: the Dead also bear grudges. Duration: 3 questions of 25 words each, with a 5 minute limit, real time, on the whole operation. Answers should be given promptly, with a minimal waste of valuable time. Game duration: 1 turn. This spell is needed to speak with the "Spook."

**Darkness:** This creates a zone of natural darkness of radius 10 feet x MKL in daylight and radius 20 feet MKL in moonlight. All light from torches, lamps, etc. is unaffected. In the absence of illumination, light-loving creatures perform vision-dependent skills at 50%.

**Death Recall:** This spell enables the caster to visualize the final minutes of the life of any creature or person that died within the previous 24 hours. When the caster touches the subject's corpse, the caster goes into a trance. The caster then has a vision of the final 10 minutes of the subject's life as seen by the subject himself. The vision ends with the last scene the subject saw before he died, at which time the caster awakens from his trance and the spell is over.

**Sense Spirit:** Allows the necromancer to sense the existence of spirits such as ghosts, poltergeists, phantoms, etc within the area of effect. This spell will also reveal spectres, wraiths, shadows and other non-corporeal undead. The caster will have an idea of the general attitude of the spirit (playful, vengeful, fixated, etc), its direction, its range and a rough number of how many are there (one, two, a few, several, etc). This spell reveals no other information regarding such beings.

## Level 3 Necromancy

All spells in this section are at casting level 3 and BMR 3.

**Panic:** A spell which causes all living beings approaching within 50 feet of the Necromancer to check morale as if excessive casualties have been suffered. Figures over experience level 8 or intelligent Monsters with more than 75 hit points are unaffected. Duration: Time Factor of Necromancer, with 1-turn extensions at a cost of 1-3 fatigue points per turn. Check morale -10% for each turn that affected figures are in range (50 feet) of the Necromancer.

**The Secret of Life and Death:** At the moment a Necromancer is able to cast level 3 spells, he will begin his first great project, the inquiry into the Secret of Life and Death. His ambition is to develop a Monster of great power, a super-Zombie with the fighting ability of a Mighty Knight of experience level 24. The Necromancer will go to any lengths in order to acquire the "components" needed to fashion the body of the Great Monster. Because the specifications for any part of the creature are very demanding, there is only a 1-5% chance per hand, arm, leg, foot, etc., that the part is acceptable. If any part is unacceptable, the remainder of the body being examined is considered worthless, and parts must be found from another body. Components taken from corpses very recently dead and undiseased are utterly essential.

When completed, the body of the Great Monster will absorb 100 + 1-100 hit points, like a Zombie. It will be unaffected by spells of Command or Illusions, and it will obey its creator without questions 1-95% of the time (the other 5% it runs "amok"). The problem is to animate the Monster. There is a 5% chance + 1% per MKL of the Necromancer that he will successfully bring the creature to life. An attempt may be made only 3 times per year, during a severe thunderstorm. Each time a Necromancer reaches a new spell casting level, he researches the Secret of Life and Death at the next BMR (e.g.: level 4 spell at BMR 4). With each installment of the spell learned at a new casting level, +5% is added to the chance of animating the creation. Only one such creature should be animated at any one time, for if it ever meets with another it runs "amok" and they will fight to the death.

**Mantle of Darkness:** This conceals recipient in dark, impenetrable shadow that he appears to wear like a cloak. He cannot be seen by normal means when standing in dark places.

**Delay Death:** This spell enables one person or creature to postpone death. If delay death is cast before the indicated creature or person reaches 0 body points, he is able to fight, cast spells, communicate and take all other normal actions until he reaches -10 body points. However, from the time he reaches 0 body points until he is reduced to -10 body points, the affected person or creature



makes all attack rolls at a -10% penalty and his movement rate is reduced by half. When the subject reaches -10 body points, he is dead and delay death is no longer in effect. Note that the spell has a limited duration; if the spell expires after the affected subject has reached 0 body points but before he has been reduced to -10 body points, the subject dies instantly.

**Mummy Touch:** Upon casting this spell, the necromancer gains two abilities. First, he is immune to the rotting disease carried by mummies for the duration of the spell. He also is empowered with the ability to inflict this rotting disease on others by touch for the duration of the spell. Mummy rot causes the flesh of the victim to putrefy and decay. This causes a loss of 2 points of Charisma per month and is fatal in 1-6 months if untreated. Mummy rot can be cured by cure disease and more powerful magics which duplicate cure disease. While under the effects of mummy rot, the victim cannot be healed using cure light wounds or cure serious wounds and normal healing takes place at 10% of the regular rate. The caster's appearance does not change as a result of this new ability and no other abilities are altered or improved other than the two noted above. The mummy touch affects everyone the caster touches during the duration of the spell. The caster can choose to end the spell prematurely, but once ended, the abilities are lost. Undead are immune to the effects of mummy touch, as are other creatures who would not normally be affected by the attack of a mummy. Mummy touch cannot be granted to another individual. The disease functions only by direct touch -- it cannot be used to "poison" food or drink. The caster can be damaged normally by mummies, but if slain will not rot. Those slain by the caster using mummy touch will not rot as well.

## Level 4 Necromancy

All spells in this section are at casting level 4 and BMR 4.

**Paralysis:** A spell which causes one of two effects; a beam of darkness springing from the pointed finger or wand of the Necromancer up to 1/2 range or paralysis on touch. A beam of paralyzing darkness must be "targeted" and, 1-20% of the time, causes living beings to be totally paralyzed for 1-6 turns. 21-100% = partial paralysis, with loss of all hit, parry, and dodge bonuses. Touch is determined by using the Combat Tables. Any creature fully paralyzed is unable to move any part of the body.

**Darkness of the Pit:** This reduces the illumination radius from torches, lamps, etc. to 5 feet, or if Magical light or fire illumination it is reduced to 1/4 radius. Light-loving creatures perform vision-dependent skills at 50% and suffer a penalty of -3 when resisting fear.

**Beltyn's Burning Blood:** By means of this spell, a necromancer can cause the open, bleeding wounds of any creature to burst into flame, converting the blood into a corrosive mix that inflicts 2d6 additional points of damage. "Open wounds" is defined as those wounds created by an edged weapon that have not been dressed or healed. Obviously, the creature must have blood in the first place in order to be affected by this spell. This excludes undead and creatures that do not have obvious blood (like elementals). Similar, creatures that are resistant to fire are immune to the effects of this spell.

**Contact Dead:** This spell brings back a spirit of the dead. The caster may choose which entity she wishes to speak with, although the actual spirit which arrives may not be the one sought, see below. The spirit must make a reaction check, adjusted for any feelings the spirit had for the caster while still alive. The caster may then question the spirit who will answer based on its reaction.

The chance of contacting the spirit desired is the same as the chance of successfully scrying an individual (100% if personally well known, 85% if previously encountered, 50% if pictured, 50% if a piece of the spirit's corpse is present, 25% if an item of the spirit's is present, 25% if the spirit is well described, 20% if the spirit is partially described). This is further modified by a -10% per alignment place difference between the caster and spirit, a +/- 10% if the spirit liked/disliked the summoner while alive, a +2% per level of the necromancer and by the length of item dead. Long-dead spirits know a lot, but have less interest in the material world and are far removed from it. Spirits more than 10 years dead are -10%, 100 years dead -20%, 1000 years dead -30%, etc. If the roll fails the spell fails and at least one month must pass before the caster can try for that spirit again.

For example, a 10th level, chaotic evil necromancer attempts to contact the spirit of a paladin he killed a decade ago. The chance for success is 85% (known) - 40% (alignment difference) -10% (bad blood between them) +20% (caster's level) -10% (long dead) for a 45% chance of success. If the desired spirit cannot be contacted, there is a 10% chance that some other, usually malicious, spirit answers this spell. Such a spirit will provide erroneous information, but cannot lie.

The reaction of a contacted spirit is rolled normally. This roll is modified by a -10% per alignment place difference between the caster and the spirit, a +/- 10% if the spirit liked/disliked the summoner while alive and another +5% to 15% for offerings likely to have appealed to the spirit while still alive (for a paladin's spirit, promises to save an orphanage, donations to charity, etc). The reaction roll is re-rolled each time the spell is cast. Based on the reaction of the spirit, it will answer up to one question per level of the necromancer per month. Not all questions need be asked at one casting.

The spirit will automatically know everything it did in life plus additional information based on its interests. This additional information will reflect what the spirit has learned in the afterlife. The spirit of a king will have knowledge of his kingdom and descendants. The spirit of a cleric will have knowledge of her

faith and her god's will, etc. Assume a 90% chance to know common facts, 75% chance to know uncommon facts, 50% to know any other pertinent information.

The spirit cannot lie, but a negative reaction means the spirit won't tell much or will distort the truth. If a friendly spirit doesn't know the answer to a question, it can seek the answer in the spirit world. No other questions may be asked that month and this option is not without risks (see below). The chance of success is 10% plus 10% if particularly applicable to the spirit plus another 5% to 15% based on the commonality of the knowledge sought from the point of view of the dead. For example, the location of the lost pyramid of Pharaoh Borlon is sought. The spirit of one of Borlon's friends is asked to search the spirit world. The chance of success would be 10% + 10% (spirits keep tabs on each other) + 15% (lots of dead slaves helped build the place!) for 35%.

Each time this spell is used, the caster draws the attention of potentially hostile spirits and undead. There is a 10% chance per casting that something unfortunately will accompany the casting. This chance jumps to 25% if a question is asked of the spirit world. Roll a d10 to determine unfortunate events adding +2 to this roll if the spirit searched the spirit world.

### d10 Unfortunate Side Effects

- 1-2 The caster angers the spirit; it will never answer another summons.
- 3-4 A poltergeist begins haunting the caster or location (50% chance either).
- 5-6 All undead within one mile are drawn to the spot.
- 7-8 A ghost arrives and may attack all living things (roll reaction)
- 9 A wraith or spectre appears and attacks (50% chance of either).
- 10 Caster struck with random insanity or loses a level (50% chance of either).
- 11 A lesser demon appears and attacks or possesses someone present.
- 12 The caster angers all the spirit world and must perform a quest.

## Level 5 Necromancy

All spells in this section are at casting level 5 and BMR 5.

**Invisibility:** This enables passage between this plane of existence and the borderline of the Shadow World. The Necromancer is literally invisible to anyone in the normal world and may be detected only through magicks that detect invisible beings. He is fully visible to any being in the Shadow World and is able to see the beings who reside there. Also, as he is standing between the normal and Shadow World, he may be affected by any weapon or magick employed from either world. He may cast offensive magick into the normal world, but in doing so he becomes visible for the time required to cast the spell. The Magick User can remain invisible for as long as he wants, but after his Time Factor is exceeded, he runs a risk of being drawn completely into the Shadow World. There is a 15% + 5% per minute over the Time Factor chance of this occurring. If that happens, the cost of returning to the normal world is 2-20 FP, and this can only be drawn from his Fatigue levels. If he has insufficient FP, he cannot return. He may also incur physical damage the longer he remains in the Shadow World and there is a 5% per minute over the Time Factor chance of this. If the character's negative Body level is exceeded, he becomes a Wraith!

**Decay:** This spell causes all non-animate matter within the area of effect to suddenly decay, as if several centuries had passed in only a few seconds. Organic, non-living object in the area of effect decomposes and transforms into inert matter within one round. Metallic objects subject to oxidation are reduced to flakes of rust. Glass and other super-cooled fluids discolor and flow into solid puddles while liquids evaporate, leaving a decayed residue. Permanent magical items are immune to this effect, otherwise only stone or other time-proof materials can resist this spell.

**Preserve Corpse:** This spell preserves the corpse of a deceased creature or person. The natural decomposition processes, including the onset of rigor mortis, are brought to a halt if this spell can be cast before such decomposition has taken too great a hold. Necromancers use this spell to temporarily preserve corpses they wish to use for their nefarious purposes (i.e. making zombies). If the zombie is ever "killed" in combat, the body will then start to decompose again naturally and will not be able to be preserved or used again.

**Wall of Bones:** This spell causes a wall of bones to erupt from the earth in whatever shape the caster desires within the limits of the area of effect. The wall is a random construction of bones from many types of creatures. The wall need not be vertical, but it must rest upon a firm foundation or it will collapse. Since the wall has many small openings and gaps, it provides only 50% cover. Missiles can easily be fired from behind the wall, and creatures of small size (less than 4 feet tall) can wriggle through opening in the wall at the rate of 10 feet per round. However, the wall has many sharp edges and creatures wriggling through it suffer 1d6 points of damage per 10 feet traveled. If the spell is cast in an area occupied by creatures, the wall of bones appears everywhere except where the creatures stand. Creatures in the affected area suffer an immediate 2d6 points of damage when the wall appears. The wall can be smashed by creatures with Strengths of 18 or greater that wield blunt weapons. Every 10 points of damage causes a 5 by 5 by 1/4 foot section of the wall to collapse. The wall of bones is unaffected by the animate dead spell.

**Grave Sanctuary:** This spell enables the caster to create an invisible entry into a grave, mausoleum, sarcophagus, large tombstone, or similar item associated with the repose of the dead. The entry is visible to undead and other Necromancers, but this does not grant any special access to the doorway. Once the spell is

complete, the Necromancer may enter the space, effectively disappearing from sight. Only one grave may be effected by Grave Sanctuary at a time. The Necromancer is completely aware of his surroundings while in the grave, gaining the bonus of 360-degree vision and hearing, as well as being able to detect changes in the immediate temperature surrounding the site. While inside the grave, the Necromancer does lose any sense of taste, smell, or touch, and may not speak or otherwise cast spells while inside the grave's protection. If the grave itself is unearthed or broken into in some way, then the Necromancer takes 2d10 damage and is cast out into the nearest available space. This kind of undertaking should be roughly equivalent to actually digging a grave up, and not simply an attack against the earth.

## Level 6 Necromancy

All spells in this section are at casting level 6 and BMR 6.

*Land of Darkness:* This creates a region of intense darkness of radius 30 feet x MKL (or 90 feet x MKL if already dark). Light from ordinary torches, lamps, and flames is completely absorbed. Magical light and fire pales to the intensity of dim moonlight and their illumination radius is reduced to 1/4. If they enjoy dim illumination, light-loving creatures have 50% in vision-dependent skills. In complete darkness, they suffer all the penalties described for Darkness of the Pit.

*Caernon's Wrath:* This spell turns a creature's natural regenerative powers against itself, such that the healthy tissue of the target's own body is treated as damaged, foreign, and in need of repair. As a result, the target takes as much damage each round as it would normally heal and demonstrates all the symptoms of having a severe allergic reaction. In order to function, however, the target must be actively regenerating. Thus a wounded troll would lose the ability to reattach limbs and suffer 3 hit points of damage per round.

*Ghoul Gauntlet:* This rare and horrible spell causes the victim to be slowly transformed into a ravening, flesh-eating ghoul. The transformation process usually begins at the limb or extremity (usually the hand or arm) closest to the location touched by the caster at the onset of the spell. The victim suffers 1-2 points of damage each round while the body slowly dies and transforms into a ghoul's cold, undying flesh. A dispel magick or remove curse may be effective, but only if cast within three days of the touch that confers the ghoul gauntlet. During the early stages of the spell, the original afflicted extremity may be severed and burned to terminate the spell. If the extremity affected by the ghoul gauntlet is amputated while the victim has lost less than 20% of his or her total hit points, then only a hand or foot may need to be severed. After the victim has lost 20% - 50% of his or her hit points, however, an entire limb will have to be cut. Initially, the transformed flesh of the victim has no paralytic powers or any of the special abilities associated with ghouls. As the spell unfolds, the advancing front of dying flesh inexorably traverses the entire body, and the victim immediately dies once the ghoul gauntlet reaches the heart or brain (upon reaching 0 body points due to the spell). Healing spells, potions, or magical items have no power to cure or reverse this affliction while the ghoul gauntlet runs its course. One full day after the victim had died (unless the remains are burned), the subject awakens as a full-fledged ghoul. The undead is now a fawning slave, utterly under the control of the necromancer who cast the nefarious spell.

## Level 7 Necromancy

All spells in this section are at Casting level 7 and BMR 7.

*Summon Demonic Warriors:* A spell which enables the Necromancer to summon Demonic Fighting Men to his assistance for 1 turn per MKL he possesses. He must stand within a protective circle as he is not asking permission of the Lords of Hell for such aid but is rather Commanding the Dead to serve him. The number of Demonic troops he may summon is equal to the number of troops that can be hired (see Demonology). Cost; 50% fatigue.

*Terror:* A spell which causes any living being approaching within 100 feet of the Necromancer to instantly flee in complete terror if below experience level 8. All others check morale as if excessive casualties had been sustained. A morale check is made thereafter so long as the Necromancer is within his range of the affected beings. Victims check morale each turn they are in the Fear zone. Such fear is no illusion, and Command spells do not account for it, either. That fear is straight from the grave - the literal fear of death itself.

## Level 8 Necromancy

All spells in this section are at Casting level 8 and BMR 8.

*Wail of the Banshee:* the necromancer screams like a banshee (groaning spirit). For each level of the caster, one listener within 30 feet hears the wail. All characters under level 8 die instantly. The caster is not affected by the spell, but cannot choose who will be affected. If there are more potential victims than the level of the caster, the GameMaster randomly determines which creatures are affected. Creatures who cannot hear (due to ear plugs, deafness etc) may be targets, but cannot be affected.

*Ensnare Soul:* This spell allows a necromancer to bind the soul of a wicked person to their body at the moment of their death. This spell can only work upon a person whom has fallen under the sway of the necromancer and does not work on any person who rejects the

ways of the Dark Lord. Often necromancers play off the fears of the dying and promise them life and power if they only choose allegiance to the Dark Lord. Any who choose such an allegiance are then able to fall victim to this passive but powerful spell. This spell is often cast when the victim is near death and results in the victim's soul becoming imprisoned within their dead body. The necromancer may then cast other spells, such as Preserve Corpse or embalm or preserve the victim's body, or even permit the corpse to rot. The victim's soul remains trapped within their dead body and will slowly go mad. The soul of the victim will remain bound to their dead body until their body is destroyed, at which time the soul will be freed and may move on.

## Level 9 Necromancy

All spells in this section are at Casting level 9 and BMR 9.

*Animate Golem of flesh:* This spell enables the Necromancer to summon the spirit of a dead person to animate a body assembled from the body parts of a number of different corpses. The body parts must all be from freshly dead people (less than 24 hours deceased), and 13 different corpses must be robbed of parts. One quantity of each body part must be fully enchanted to fashion the Golem. Once attached to the Golem, the new body part stops decaying because the body is itself packed in 8 enchanted preservative herbs and liquids which magically ward off the rotting. A Necromancer can then animate it permanently.

A Flesh Golem is very powerful--hard to kill, strong, and possessed of real intelligence. Indeed, it has all the knowledge and skills of the dead person (save the ability to cast magick), yet entirely the obedient servant of his Master. The Master can exert direct control over it so long as he is within 30 feet x MKL away. The Golem can be left alone and acts with considerable intelligence. However, it is literal-minded when carrying out any specific orders (1 order x MKL) when out of the Master's control range. If the Master dies, it will wander off on its own.

This form of Necromantic Magick is regarded with horror and revulsion in most cultures, whether Christian or pagan. Indeed, the Necromancer involved in such abominations faced burning at the stake if he is discovered.

## Level 11 Necromancy

All spells in this section are at casting level 11 and BMR 10.

*Command the Great Undead:* A spell which enables the Necromancer to exert command over the high ranking Undead: Mummies, and Vampires. The numbers of each type that can be controlled are given in the Command Undead Table (see level 1 spells, above). Only a Necromancer with a higher experience factor can break such control (25% chance). Range, 1/6 normal range. Duration; until spell is broken.

*Command Shadows, Phantoms, and Spectres:* Not only is the Necromancer immune to the effects of Illusions but he is also able to assume control of them when he has learned this spell. From 1-75% of the time the Necromancer will merely be able to dispel the Illusion, but 76-100% of the time he will be able to assume full control of the Shadow, Phantom, or Spectral Monster and turn it on the sender.

*Command Spirits (Ghosts):* A spell which enables a Necromancer to command a Spirit to give truthful answers to 3 questions. Range: 20 feet. The questions must be given and answered within 5 minutes, real time.

*The Ring of Great Command:* A spell which the Necromancer places in an enchanted Ring of Power. The Ring binds the possessors of Lesser Rings also fashioned by the Necromancer: 9 for mortal men; 7 for Dwarf Lords; and 3 for the Elven Kings. Upon completion of the Ring, which takes 1 year to fashion, the Necromancer places much of his Power in it. The Ring gives him the power to assume the form of a Nazgul for a period up to his Time Factor once per day. It also enables him to control any Wraith he meets.

The Ring's primary power is control of the other Rings of Power, including "mastery over their powers" and domination of the wills of their users. By extension, the Ring also conferred the power to dominate the wills of other beings whether they were wearing Rings or not. However, this is its least accessible power since it granted this ability in proportion to the user's natural capacity. In the same way, it amplified any inherent power its owner possessed.

The Ring would also extend a mortal possessor's life indefinitely by preventing natural aging. However, the Ring could not protect its bearer from immediate death or destruction nor could it protect its bearer from physical harm.

The Ring seemed simply to be made of gold, but is impervious to damage. It could be destroyed only by throwing it into the pit of the volcanic Mount where it had originally been forged. Unlike other rings, the One Ring is not susceptible to dragon fire. A person wearing the Ring would enter a shadowy world revealing the physical world from a different aspect, and from which physical objects were harder to see. The wearer was mostly invisible to ordinary beings, like Men, but highly visible to the Nazgul. The Ring dimmed the wearer's sight, while at the same time sharpening the other senses.

The Ring slowly but inevitably corrupted its bearer, regardless of the bearer's initial intent. Whether this effect was specifically designed into the Ring's Magick or simply a consequence of its evil origins is unknown. This corrupting power also seems to grow

stronger the closer the ring is to its place of origin.

The Ring had the ability to change size. As well as adapting to fingers of varying size, it sometimes suddenly expanded in order to give its wearer the slipp

The remaining 19 Rings are all Rings of Power, too, containing spells appropriate to the races for which they are intended. However, each of the Rings for mortal men is, like the Great Ring, capable of turning the possessor into a Wraith under the command of the Master. Persons placing a Wraith Ring on their fingers are loath to part with them, with only a 3% chance per week of doing so. The Wraith Ring will reduce the victim's constitution by 1 point per week until 0 is reached, whereupon the victim becomes a Wraith and seeks out his Master. Only Hobbits are resistant to these effects, with a 7% chance of discarding it and a loss of 1 constitution point per month so long as they remain in possession of it. All those with an Alignment of 1 will be immune to the effect, however; and High Elves of MKL 13+ will recognize the nature of the Wraith Ring instantly.

The Rings for the Dwarves and Elves are not so hellish, but all that their possessors do is known to the Master, so long as he possesses the One Ring. The main power of the Seven on their wearers is to excite their sense of avarice, and the Dwarves used their rings to increase their treasure. The wearers did not become invisible, did not get extended life-spans, nor succumb directly to the Necromancer's control - though he could still influence them to anger and greed.

If the Necromancer should lose his Great Ring, he cannot fashion another. He must seek out his lost Ring. However, his Wraiths will remain loyal and obedient to him. His powers are greatly reduced as well, for 1/3 of all the spells he learned must be placed in the Ring. Note: only a Magick User of MKL 18 or higher will be able in use the lost Ring of Great Command; all others will merely run the risk of being turned into a Wraith.

## Spells of Command



The casting of spells of Command is most typical of Summoners, Power Word Magicians, Enchanters, and Shamens. Thaumaturgists, Hex Masters, Dance/Chant Magicians and Elves also reach high levels of proficiency. All other Magick Users may learn such spells, but they will not be able to advance as far. Command affects the non-rational side of the victim's nature and interfere with his ability to control his own thoughts, emotions, and behavior. Wise victims will be more resistant to spells of Command than unwise ones.

When a character "saves" from a spell of Illusion or Command, he is NOT safe afterward. Spells of Illusion and Command are continuous in nature and operate for the duration of the spell. If targeting was initially successful, the victim must save each turn the spell remains in effect until he either leaves the area (area effect) or withdraws out of the range of the caster (victim targeted). Only the original D6 fatigue points lost to make the initial save will be deducted from a saving character's fatigue levels, and no further fatigue points are lost in subsequent turns of resistance. But he must continue to save each turn that the spell is working against him. True Sight eliminates the need to save from Illusions of a Magick User of a lower grade.

%Die Saves	I & II	III	IV	V	VI	VII	VIII	IX	X	XI
0-95%	W.20	W.21+								
0-90%	W.19	W.20	W.21+							
0-85%	W.18	W.19	W.20	W.21+						
0-80%	W.17	W.18	W.19	W.20	W.21+					
0-75%	W.16	W.17	W.18	W.19	W.20	W.21+				
0-70%	W.15	W.16	W.17	W.18	W.19	W.20	W.21+			
0-65%	W.14	W.15	W.16	W.17	W.18	W.19	W.20	W.21+		
0-60%	W.13	W.14	W.15	W.16	W.17	W.18	W.19	W.20	W.21+	
0-55%	W.12	W.13	W.14	W.15	W.16	W.17	W.18	W.19	W.20	W.21+
0-50%	W.11	W.12	W.13	W.14	W.15	W.16	W.17	W.18	W.19	W.20
0-45%	W.10	W.11	W.12	W.13	W.14	W.15	W.16	W.17	W.18	W.19
0-40%	W.9	W.10	W.11	W.12	W.13	W.14	W.15	W.16	W.17	W.18
0-35%	W.8	W.9	W.10	W.11	W.12	W.13	W.14	W.15	W.16	W.17
0-30%	W.7	W.8	W.9	W.10	W.11	W.12	W.13	W.14	W.15	W.16
0-25%	W.6	W.7	W.8	W.9	W.10	W.11	W.12	W.13	W.14	W.15
0-20%	W.5	W.6	W.7	W.8	W.9	W.10	W.11	W.12	W.13	W.14
0-15%	W.4	W.5	W.6	W.7	W.8	W.9	W.10	W.11	W.12	W.13
0-10%	W.3	W.4	W.5	W.6	W.7	W.8	W.9	W.10	W.11	W.12
0-5%	W.2	W.3	W.4	W.5	W.6	W.7	W.8	W.9	W.10	W.11
0%	W.1	W.2	W.3	W.4	W.5	W.6	W.7	W.8	W.9	W.10

A percentage dice result within the indicated "save" limits means that the character or Monster is unaffected by the Command. Resistance to Command causes a loss of fatigue because energy has to be expended to fight the effects of the spell (1-6 points lost).

The Wisdom of a target determines his resistance level to Commands, as signified by the "W" values in the save table. Unintelligent beasts and Monsters have an instinctive Wisdom of 1-10. Fairly intelligent Monsters have a wisdom of 1-10. Highly intelligent Monsters, Enchanted Monsters, and Great Horses have a Wisdom of 1-20. Dragons have a Wisdom of 1-20 when Young or Mature, 11-20 when Old, and 20 when Ancient. Demons have a Wisdom equal to their level + 1-10 points, while the Demon King always has a Wisdom of 20 + 1-20% on the Save Table. Unicorns and Plants are highly resistant to control of any kind and save at Wisdom 20 + 1-20% on the Save Table. If a Magick User is the target and has learned the spell being used on him, he may substitute his Charisma or Bardic Voice score + 1-20% when attempting a save.

There are eleven grades of proficiency in casting Spells of Command, and they correspond to the grades in spell levels of Command. The proficiency level that can be attained varies according to the type of Magick User or Monster casting the spells.

As soon as a Magick User reaches a new spell casting level, all spells of Command he has learned are raised to the new probabilities given in the Save Table. While a Magick User can learn spells beyond his maximum attainable proficiency grade, the percentages for a target's "save" will remain at his maximum grade. For example, Primitive Talent could learn a level XI spell, but his percentages would remain at level III.

The proficiency grades that a Magick User can attain are:

- XI. The Innermost Circle: Power Word
- X. The Tenth Circle: Enchanters, High/Grey Elves
- IX. The Ninth Circle: Shaman, Evil Priests, Necromancers
- VIII. The Eighth Circle: Thaumaturgists, Dance/Chant
- VII. The Seventh Circle: Conjurers, Cabbalists
- VI. The Sixth Circle: Magick Square, Drug Trance
- V. The Fifth Circle: Hex Masters, Mediums
- IV. The Fourth Circle: Elves
- III. The Third Circle: Primitive Talents
- II. The Second Circle: -
- I. The Outermost Circle: Any Man, Elf, Dwarf, or Hobbit with Charisma or Voice over 18, and who is not a magick user.

### Enhancement of Commands

Spells of Command may be enhanced in several ways:

1. If the caster has a Second Requisite that is Charisma or Bardic Voice, reduce save percentages by -5% for each 2 points over 14; e.g.: Charisma 17 = 10%.
2. If the caster has learned a Mantra gesture (time to learn the spell is increased by 25%), saves are reduced by -5%.
3. Meditation reduces saves from Command by -1% per day spent meditating on the spell to a maximum of -25%. Note: This form of enhancement is a "one-shot" technique and the spell so enhanced can be cast only once with such an advantage.

### Casting Spells of Command

Spells of Command must be "targeted" if they are going to be fully effective (see Magick Conflict Table). In such instances, only one figure will be affected. If Commands are targeted into an area up to 50 feet by 50 feet, all figures in that area may be affected. However, the save percentages are dropped to the next proficiency grade (e.g.: VI to V), and the percentages are increased by a +1-20% for each figure. When attempting to Command a large number of figures, a Magick User may be able to influence up to 22 targets.

### Protection from Spells of Command

Increased percentages may be obtained on saves from spells of Command through the use of several magical counter-spells.

1. *Circles of Protection*: A charmed Circle of Protection will reduce a Command by one level of proficiency for each 3 MKL possessed by the caster of the circle. The spell must first succeed against the circle before it can penetrate to affect those inside at the normal level of proficiency. Thus, if a Magick User of grade IX casts a spell of Command at a circle drawn by a Magick User of MKL 9, the spell would drop to grade VI percentages for purposes of penetrating the circle.
2. *Amulets of Protection* may be enchanted by Magick Users who have learned spells of a certain grade of proficiency. Such amulets add +15% to saves against spells of a lower or equal grade, and +5% to saves against spells of a higher grade.
3. *Words of Guard*: Power Word Magicians, Enchanters, Shamens, Dance/Chant, Hex Masters, Evil Priests, lawful Clerics, Necromancers, and Elves may devise rhyming chants or other Words of Guard to defend against Commands as for Amulets. However, such forms of protection require an expenditure of 1-6 fatigue points. Such words may be applied to protect from 1-6 people (1 person per fatigue point expended).
4. *Prayer*: Any character may employ Prayer to his particular deity to defend against a Command. Prayer used in this manner increases chances of a save by +5%, at a cost of 1 fatigue point.

## Commands of the Outermost Circle

All spells in this section are at casting level 1 at BMR 1.

*Awaken*: A spell which causes sleeping figures to awaken. It affects a number of figures equal to the level of the caster in a 20' x 20' area. To be able to select the subjects to be awakened, 1 fatigue point must be expended per person in the area. Awaken cancels the effects of Morpheus spells and most drugs, but not an Enchanted Sleep. The spell may be placed in a potion to be administered to a sleeping figure.

*Charm Person*: A spell which has a 5% chance per MKL of the caster of converting the target that the caster is a friend, to a maximum of 50% chance of success. A person so affected will not act with hostility toward the caster and will actively support the caster in most arguments or fights. Duration: as long as the victim cannot free them self from the Charm. Check each week: There is a 5% chance of freeing from the spell per 2 INT points possessed by the victim. Persons of equal or higher Charisma or Wisdom than the caster will not be affected. Note: Anyone with a Charisma or Bardic Voice above 18 automatically knows this spell without learning it,

and even non-Magick Users may cast it 1 time per day at 1-20% chance of success. Number affected: 1 person per spell.

A CHARM PERSON spell works on two levels. EITHER a person of high Charisma or Bardic Voice uses the natural charm of his personality to win over his intended victim (1-20% chance) or a Mage casts a spell (targeted), with a 5%/MKL chance of charming a targeted victim. If the Mage happens to have a high Charisma as well, add +1-20% to his chances of success. If the CHARM is successful, the victim "saves" according to his Wisdom. In other words: 100 Basic Charm from Charisma or Bardic Voice = 1-20% chance of working, then a save attempt by the intended victim if the Charm succeeds.

Magical Charm = targeting, then success determination, then save attempt.

It should be pointed out that a CHARM PERSON is not particularly effective when it is employed solely through force of personality (as such things are very hit and miss, after all). Magical CHARMS may also appear to have minimal chances of success, and indeed do when the intended victim is at a higher experience grade (low targeting percentage), when the Mage is lacking in experience (expressed as MKL), and/or when the victim's Wisdom is high. But a Mage with high Charisma or Bardic Voice, good MKL, and higher experience grade will have a proverbial sitting duck -- particularly if the Mage is also proficient in one of the higher circles of proficiency. Darn it, if a character is going to be under emotional constraint and subject to the influence of another, the person seeking that influence should have a realistic difficulty in achieving his goals. Brainwashing is not a 10-second affair. Thus the CHARM is a gamble that may pay off, not a sure-fire method of easily getting what one wants.

*Morpheus' Blanket*: A spell which will put living beings to sleep. The area affected may be up to 20' x 20'. The number of figures affected is  $S / N \times H$ , where  $S = 200 \times \text{MKL of the caster}$ ,  $N =$  number of figures to be put to sleep, and  $H =$  total hit points possessed by the targets. The result indicates the number of figures that can be put to sleep for 1 turn. The time can be increased by decreasing the number of targets. For example, a MKL 10 Magick User casts a Sleep spell into a room containing 4 figures with a total of 130 hit points. In the formula we substitute:  $200 \times 10 / 4 \times 130 = 3.8$  turns asleep. Figures with less than 25 hit points are automatically put to sleep without a save if the spell is targeted on the area they are in. Killing sleeping victims is considered "unheroic" and brings 10% of the normal experience bonus.

## Commands of the Second Circle

All spells in this section are at casting level 2 at BMR 2.

*Entrance Small Animals*: A spell which charms small animals at 5% chance per MKL of the caster to a maximum of 75% chance of success. Animals so affected will become affectionate and will defend the caster against attack. There is a basic 10% chance per week that the entrance will wear off and the animal will leave. It will otherwise accompany the caster, but will resent other animals and will attack natural enemies. Animals affected: up to caster's MKL.

*Induce Clumsiness*: A spell causing a living creature to have difficulty in coordinating his body movements, so that an attacker has +20% probability of hitting him. Duration: Time Factor of the caster. One creature will be affected for 1-6 melee turns.

*Restrain Small Animals*: A spell which causes small animals to halt in their tracks, preventing further approach to the caster. If he approaches, they will fall back an equal distance 1-50% of the time and will flee 51-100% of the time. Duration: Time Factor. From 1-10 small animals will be affected + 1 animal per MKL of the Magick User.

*Muscle Spasm*: A spell used to disrupt the aim of a single fighting opponent by lowering his hit probability by -10% + -1% per MKL of the caster. Duration: 1 melee turn.

*Suggestion*: This spell enables the spellcaster to make a "suggestion" to the target. If the target fails its resisted roll, he will heed the suggestion, provided that it will not take longer to do than a minute. Nor can the suggestion require anything unnatural or abnormal or unreasonable. For instance, the Mage might cast the spell on a guard to "suggest" that he is a person who could be allowed to pass, and that the guard should immediately forget about it afterward. This would not be unnatural for the guard to do if the Mage really were someone suitable to let by. On the other hand, an order to kill himself or his comrade beside him would probably lead to alarm and a hostile response. This spell cannot be used in a combat situation. Suggestions are instantly broken by attacks on the "victim."

## Commands of the Third Circle

All spells in this section are at casting level 3 at BMR 2.

*Command Small Animals*: A spell which acts like a Entrance Small Animals, except that the caster now gains full control over his victims. They understand his commands and obey his orders with steadfast loyalty. Only a Magick User of higher level who knows the Command spell may dispel the caster's influence on his small animal friends.

*Restrain Large Animals*: A spell which causes large animals to halt in their tracks, preventing further approach to the caster. If he approaches, they will fall back an equal distance 1-25% of the time, flee 26-75% of the time, and charge 76-100% of the time. Duration is 1/2 Time Factor. Animals affected: up to 1/2 caster's

MKL. Trained warhorses carrying an experienced rider will be unaffected 90% of the time.

## Commands of the Fourth Circle

All spells in this section are at casting level 4 at BMR 4.

*Command Large Animals*: A spell which permits the caster to gain control over one large animal. The animal understands his orders and obeys loyally. Only a Magick User who knows the Command spell may dispel the caster's influence. Duration: until the large animal frees itself from the spell, with one check at 25% probability per week.

*Restrain Person*: A spell which prevents the approach of any sentient, living being of a manlike race. If the caster advances, the held person will retreat an equal distance. Duration: 1/2 Time Factor. Persons affected: up to 1/2 caster's MKL. Magick Users who know this Command spell save each turn to see if they can break the enchantment.

*Summon Animals*: A spell which calls a particular species of animal to the caster. There is a 90% chance that any animal visible will respond and a 65% chance that an animal not present will come in 1-100 turns. (Mounted animals are immune to the spell unless the animal belongs to the Magick User or another member of the party.) The summoner will have an advantage in charming or commanding the animal when it arrives: reduce animal's save by +10%. From 1-6 small animals or 1 large animal may be summoned.

*Words of Power: "Deafen"*: Only Power Word Magicians and Enchanters may learn this spell. It completely deafens the victim so that he is unable to hear any sounds. Duration: Time Factor. Number affected: 2 per MKL up to 1/2 caster's range.

*Command Person*: This spell gives the spellcaster full control over the character he has enthralled. He may control only one person at a time. He must keep the person in line of sight to maintain control. The commanded person does the spellcaster's bidding.

## Commands of the Fifth Circle

All spells in this section are at casting level 5 at BMR 5.

*Restrain Monster*: A spell which prevents the approach of any legendary beast (unless mounted), but which has no effect on Monsters with intelligence over 15. It should be noted that if the caster advances, however, the spell will be broken. Duration: 1/2 Time Factor. Monsters affected: 1 per 3 MKL of caster.

*Words of Power: "Stun"*: Only Power Word Magicians and Enchanters may learn this spell. A zone in the shape of a cone 1/2 the Magick User's range and 10' wide per MKL extends outward in front of the caster. One living creature or material undead per MKL of the caster will be affected. The spell has a 90% chance of bashing each victim to the ground, and a 25% chance of rendering him unconscious for 1-10 turns. A mount and rider count as 1 victim, although separate checks are made for each.

## Commands of the Sixth Circle

All spells in this section are at casting level 6 at BMR 6.

*Befuddle*: A spell which will affect the judgment of living creatures and confuse them considerably. The spell affects 2 x caster's MKL in small animals, and 1 x caster's MKL for all other living creatures. Duration: Time Factor. Each creature affected will do one of three things: 1-25% = attack caster's party; 26-75% = mill around, doing nothing; 76-100% = attack each other. There will be a delay of 1-3 turns before the spell comes into effect.

*Berserker Rage*: A spell that makes the recipients fight as Viking Berserkers, headless of personal danger. See the Individual Combat section for details. In a Berserker fury, a character is virtually immune to all Magics of Command, etc., which might otherwise take control of him or influence him. The spell can be dispelled only by Fear spell. When taking damage, the Berserker may be grievously wounded and fall into negative Body levels. However, he will continue fighting, though he is literally dying on his feet. Nothing short of being beheaded or having a spine severed stops a Berserker. He will continue fighting for up to 3 Combat rounds following the round in which he drops to a level below negative 1/2 Body ! He is dead but determined to attain Valhalla! If he loses a leg, he will fight on his knees. If he loses a hand, he will fight with the other one. He may even use his teeth on an enemy in his bloodrage! When the spell ends, Berserkers with negative body will die, virtually hacked to pieces. This is not a spell to be used lightly. But it can serve everyone very well in desperate circumstances. Number affected: 1 person per MKL of the caster. Monsters are unaffected unless they are human or manlike.

*Bravery*: A spell which immediately counters Demoralization (see below) and makes the recipients stand firm in the face of the most dangerous or fearsome of foes. Number affected: 1 per MKL of the caster.

*Demoralization*: A spell causing creatures under 50 hit points to immediately check morale. Add 10 hit points to the maximum limit for each grade of Command spell the caster has advanced above grade VI. Number affected: 2 x MKL of caster up to 1/2 range.

*Hate*: A spell filling a victim with a wide variety of responses:

1-20% = Hate any enemy around except caster.

21-40% = Hate companions.  
 41-60% = Hate everybody except caster.  
 61-80% = Hate whoever the caster desires.  
 81-90% = Hate caster.  
 91-100% = Hate self.

Any living creature may be filled with hate and will immediately attack the named party. If Hate is directed against the person himself, there is a 50% chance he will commit suicide if under Wisdom 12. Otherwise, no effect.

**Love:** A spell which will cause any living creature to fall passionately in love with the person of the caster's choice. There is a 10% chance that the love will be permanent if the object of affection is over Comeliness 13. Otherwise, treat as a temporary emotion that fades in 1 day x MKL of caster + 1-100 days. If more than one person is made to fall in love with the same individual, there is a 25% chance of jealousy that will lead to a mortal combat which only the object of their love can prevent.

**Mesmerism (Hypnosis):** A spell which has a 5% chance per MKL of the caster of placing a human or manlike figure under the command of the caster. It is necessary to look the caster in the eyes at "face-to-face" range (20 feet or less), however, and the spell is of no effect against Magick Users of a higher grade of Command. The person so mesmerized will not do anything against his basic nature but will otherwise obey his master. The victim has a 5% chance of freeing himself from the spell per 10 point he possesses, and a check is made once per day following the casting of the spell.

**Mass Charm:** Only Power Word Magicians and Enchanters may learn this spell. This spell enables the Magick User to attempt to charm large crowds. He can affect anyone who sees and hears him in a radius of 50 feet + 10 feet x MKL. The spell affects 10 + 1d10 people per MKL of the spellcaster. The nature of the spell is such that it would appear the Mage is swaying the crowd by the force of his arguments, etc., not by magical means. Oratory or Sing must be used by the Mage to be effective with a Mass Charm spell.

## Commands of the Seventh Circle

All spells in this section are at casting level 7 at BMR 7.

**Geas:** A spell which compels the victim to perform a desired task. Any attempt to deviate from the performance of the task will result in a 10% loss of maximum fatigue per day until 0 fatigue is reached, which will not be restored until he resumes the quest. A character's sole excuse for any delays in his quest are that he was too injured to continue or that he had been captured and held by enemies. The task imposed cannot be suicidal, but it can involve great dangers. A Geas may be placed upon any living, sentient creature of manlike shape, except Trolls. Ignoring the Geas entirely will bring down a Curse upon the victim (see Curses). The Geas will endure until the task is completed or the Geas is lifted with a Remove Curse spell cast by a Magick User of equal or higher experience factor than the one who had placed the Geas. Note: All grade VI Command spells must be learned before a Geas can be learned. Magick Users above the grade of the caster are unaffected by a Geas.

**Word of Power: "Weaken":** Only Power Word Magicians and Enchanters may learn this spell. The victim becomes weaker at the rate of 10% per turn until 50% of normal strength is reached. This weakness is reflected in attack and defense capabilities, carrying capacity, and fatigue levels and recovery rates. Duration: Time Factor. The spell may be cast up to 1/4 the caster's range.

## Commands of the Eighth Circle

All spells in this section are at casting level 8 at BMR 8.

**Forgetfulness:** A spell which causes the victim to lose 1-10 INT points for 1-6 days x MKL of the caster. A Magick User so afflicted will be unable to remember any spells. A loss of 10 INT points means that the victim has total amnesia and is utterly feeble-minded. Only one figure may be affected at a range up to 1/4 range. Magick Users above the grade of the caster will be unaffected.

**Word of Power: "Blind":** Only Power Word Magicians and Enchanters may learn this spell. The victim has a 1-50% chance of suffering a partial vision loss, with all attack and defense bonuses reduced by 1/2; and a 51-100% chance of suffering a total loss of vision. The spell will affect 1 person per MKL of the caster up to 1/2 range. The Undead are unaffected, however, because they do not see as normal beings do. Duration: Time Factor.

**Word of Power: "Explode!":** Only Power Word Magicians and Enchanters may learn this spell. This spell causes an iridescent, shimmering globe to issue forth from the hands of the Mage as he says the Word of Power. The globe will explode into a blast of dazzling light and concussive force over a 10-foot radius around the target point. Anyone caught in the explosion will suffer 3 x spellcaster's MKL in damage if they fail a Dodge to get out of the blast zone. A successful Dodge results in 1/2 damage. The spell is especially destructive when it strikes solid targets. It will completely destroy small buildings--huts, cottages, barns, and the like, and it will also do extensive local damage to larger targets. A castle gate, for instance, would have a good chance of being blown to splinters. Stone walls will have a gouge torn out that is 2 feet deep and 6 feet across. Wooden bridges would be smashed over a 20-foot span, while stone bridges would be seriously weakened.

## Commands of the Ninth Circle

All spells in this section are at casting level 9 at BMR 9.

**Enchanted Sleep:** A powerful sleep spell that will affect only one person or Monster (except Undead). The person put to sleep cannot awaken until the conditions needed for awakening are fulfilled. The spell must be placed in some item of food and eaten by the victim. Note: spells of divination may Detect the conditions necessary to awaken the victim. The conditions should be difficult to meet, but not ridiculous.

**Great Command:** A powerful spell of Command giving the caster the ability to control any single living creature. Undead and Demons cannot approach and, 1-75% of the time, must immediately leave the presence of the caster and not return for 1-100 days. Duration: until dispelled by caster or until victim breaks the spell (see Command Spells). The range is 1/4 caster's range.

**Word of Power: "Blast":** A spell causing a bolt of lightning to issue from the finger of the caster. Only Power Word Magicians and Enchanters may learn this spell. The bolt will do 5 x MKL points of damage to any being, smashing him to the ground, and rendering him incapacitated 1-50% of the time for 1-6 turns. Fire creatures suffer double damage and immediately flee, if possible. The bolt is 50' long and 5' wide, and all creatures within it are affected. The initial point of impact is targeted, and all creatures within it are affected. The initial point of impact is targeted, and the bolt is measured back from there. Failure to target causes the bolt to go to the full range of the Magick User x 1-6. If a solid target is struck, the bolt will Remove material in a volume equal to an Amplified Remove at the caster's PMF. The bolt will rebound backward 25' from any solid target that is struck, affecting an area 25' x 25'. Note: Shamen who master Weather Control can learn the effect.

## Commands of the Tenth Circle

All spells in this section are at casting level 10 at BMR 10.

**Word of Command: "Air":** A spell giving the caster all Basic Magick Air spells.

**Word of Command: "Earth":** A spell giving the caster all Basic Magick Earth spells.

**Word of Command: "Fire":** A spell giving the caster all Basic Magick Fire spells.

**Word of Command: "Water":** A spell giving the caster all Basic Magick Water spells.

**The Lyre of Apollo:** An Enchanter may fashion a golden lyre which provides him with -15% reduction on saves vs. spells of Command and acts as a Circle of Protection so long as the Enchanter plays it. The Enchanter Adept will not fashion such a lyre for anyone except himself.

**The Pipes of Pan:** An Enchanter may fashion the silver Pipes of Pan, giving him -10% on all saves vs. spells of Command. The Enchanter Adept will fashion such a musical instrument for another Enchanter.

**The Star of Alexander:** A Dwarvish cut ruby set into a ring or other setting and thrice enchanted. The Magick User must have learned all spells which influence or command men to perform this enchantment. The possessor of the Star of Alexander will have a Military Ability of 13 and a Charisma for purposes of commanding troops and maintaining morale of 25. Troops personally led by such a charismatic leader never check morale.

## Commands of the Eleventh Circle

All spells in this section are at casting level 11 at BMR 10.

**Word of Power: "Die!":** Only Power Word Magicians and Enchanters may learn this spell. This spell is one of the most powerful and destructive of all the Words of Power, for it causes the designated target to die instantly if he fails his CON CR.

**Miracles:** The ability to perform Miracles places the Magick User in the Clerical system. Each sub-spell empowers the caster to perform the Miracles in the number sequence on the Miracles list. Miracles 1-3, for instance, allows the caster to perform Miracles #1 to #3. The spells must be learned in sequence.

**Miracles 1-3:**

**Miracles 4-5:**

**Miracles 6-7:**

**Miracles 8-9:**

**Miracles 10-11:**

The Demon King may also perform Miracles, but is loathe to do so because many of them have the potential of doing good.

## Spells of Illusion



The creation of Illusions is properly the province of the Thaumaturgist and, to a slightly lesser degree, the Conjuror and the Mystic. Other Magick Users may also learn to cast the spells, but they cannot advance as far. Illusion is the art of creating in the mind of the beholder what is actually not there. "Belief" in the reality of the Illusion is thus fundamental to the success of the spell. A disbeliever will be affected far less by what he sees, knowing it to be unreal. The Intelligence of a person assists him in resisting the effects of Illusions; for the man of keen mind is able to analyze what he perceives and distinguish the real from the false more readily. All figures must therefore come to "disbelieve" the Illusion by successfully saving from the spell on the following Belief Table:

INT_	Proficiency Grade of the Magus casting a Spell of Illusion										
Score	I	II	III	IV	V	VI	VII	VIII	IX	X	XI
0-95%	IQ.20	IQ.21+									
0-90%	IQ.19	IQ.20	IQ.21+								
0-85%	IQ.18	IQ.19	IQ.20	IQ.21+							
0-80%	IQ.17	IQ.18	IQ.19	IQ.20	IQ.21+						
0-75%	IQ.16	IQ.17	IQ.18	IQ.19	IQ.20	IQ.21+					
0-70%	IQ.15	IQ.16	IQ.17	IQ.18	IQ.19	IQ.20	IQ.21+				
0-65%	IQ.14	IQ.15	IQ.16	IQ.17	IQ.18	IQ.19	IQ.20	IQ.21+			
0-60%	IQ.13	IQ.14	IQ.15	IQ.16	IQ.17	IQ.18	IQ.19	IQ.20	IQ.21+		
0-55%	IQ.12	IQ.13	IQ.14	IQ.15	IQ.16	IQ.17	IQ.18	IQ.19	IQ.20	IQ.21+	
0-50%	IQ.11	IQ.12	IQ.13	IQ.14	IQ.15	IQ.16	IQ.17	IQ.18	IQ.19	IQ.20	
0-45%	IQ.10	IQ.11	IQ.12	IQ.13	IQ.14	IQ.15	IQ.16	IQ.17	IQ.18	IQ.19	
0-40%	IQ.9	IQ.10	IQ.11	IQ.12	IQ.13	IQ.14	IQ.15	IQ.16	IQ.17	IQ.18	
0-35%	IQ.8	IQ.9	IQ.10	IQ.11	IQ.12	IQ.13	IQ.14	IQ.15	IQ.16	IQ.17	
0-30%	IQ.7	IQ.8	IQ.9	IQ.10	IQ.11	IQ.12	IQ.13	IQ.14	IQ.15	IQ.16	
0-25%	IQ.6	IQ.7	IQ.8	IQ.9	IQ.10	IQ.11	IQ.12	IQ.13	IQ.14	IQ.15	
0-20%	IQ.5	IQ.6	IQ.7	IQ.8	IQ.9	IQ.10	IQ.11	IQ.12	IQ.13	IQ.14	
0-15%	IQ.4	IQ.5	IQ.6	IQ.7	IQ.8	IQ.9	IQ.10	IQ.11	IQ.12	IQ.13	
0-10%	IQ.3	IQ.4	IQ.5	IQ.6	IQ.7	IQ.8	IQ.9	IQ.10	IQ.11	IQ.12	
0-5%	IQ.2	IQ.3	IQ.4	IQ.5	IQ.6	IQ.7	IQ.8	IQ.9	IQ.10	IQ.11	
0%	IQ.1	IQ.2	IQ.3	IQ.4	IQ.5	IQ.6	IQ.7	IQ.8	IQ.9	IQ.10	

A percentage dice result within the indicated "save" limits means that the character or Monster "disbelieves" the Illusion. Disbelief causes a loss of fatigue because energy has to be expended to fight the effects of the spell, with 1 fatigue or Body point being expended per game turn or melee turn. If a victim fails to disbelieve when confronted by an Illusion, he may attempt to disbelieve in any subsequent turn, but with -10% from his chances of disbelieving.

The IQ of a victim determines the percentage possibility of disbelief. Unintelligent Monsters have an INT of 1-10. Highly intelligent Monsters have an INT of 11-20, as do most Magical and Enchanted Monsters (including "Great Horses"). Dragons, Unicorns, and very high level Demons have an INT of 6-25. In some instances, Monsters have specific IQ's printed in their Profiles, and these should be used when determining belief or disbelief.

When Illusions have been cast prior to the appearance of the prospective victims, they are considered to be automatically targeted unless wearing an amulet of protection against illusions of the level cast or standing within a protective circle. Mages employing an appropriate Detect Illusion at the time of entering the area affected or else possessed of True Sight will be forewarned and must be targeted. The prior effect is, in short, quite believable to the unsuspecting because it is natural to believe one's senses until there is reason to disbelieve. Only a "save" is attempted in such instances.

The ten spell casting levels represent the ten grades of proficiency that a Magick User or Magick-Using Monster can attain in the performance of Illusions. The proficiency levels vary according to the type of Magick User or Monster casting the spells. As soon as a Magick User reaches a new spell casting level, all Illusions he has learned up to that time are raised to the new probabilities given in the Belief Table.

The proficiency grades that a Magick User can attain are:

- XI. The Innermost Circle: Thaumaturgists
- X. The Tenth Circle: Conjurors, High/Grey Elves
- IX. The Ninth Circle: Enchanters, Power Word, Evil Priests
- VIII. The Eighth Circle: Cabbalists, Wood Elves, Shamans
- VII. The Seventh Circle: Magick Square, Drug Trance
- VI. The Sixth Circle: Dance/Chant
- V. The Fifth Circle: Mediums
- IV. The Fourth Circle: Hex Masters (Witches & Warlocks)
- III. The Third Circle: Primitive Talents
- II. The Second Circle: -
- I. The First Circle: -

While a Magick User may learn spells beyond his proficiency grade, the percentages for disbelief remain at his proficiency grade. For example, a Primitive Talent could have learned a level X Illusion, but victims would save at level I percentages.

### The Innermost Circle

The Innermost Circle is the highest grade of proficiency that an Adept at Illusions can attain, and it is limited to Thaumaturgists and the Demon King. All Illusions are much more powerful, so that "saves" are made against them -20% at the level X percentages, with three times the cost in fatigue or body points to resist the effects of the spell.

### Enhancement of Illusions

Illusions may be enhanced in three ways:

1. The use of "smokes" such as those produced by burning incense, "fogs" against which an Illusion can be projected, "perfumes" and "essences" to produce mysterious odors, or cauldrons of steaming "brew" reduces the chance of a save by -10%.

2. Chants reduce "saves" from Illusions by -5%. These are unique to a few Magick Users.
3. Meditation reduces "saves" from Illusions by -1% per day spent meditating on the spell, to a maximum of -25%. Note: This form of enhancement is a "one-shot" technique and the spell so enhanced can be cast only once with such an advantage.

### Casting Illusions

Unlike many other spells, Illusions need not be "targeted" on the Magick Conflict Table. Illusions can be cast against specified people or into an area in which all occupants will be affected. The spell range is given in the Personal Magick Factor Table and, upon the caster's reaching the Second Circle, ranges are doubled. The only limitation is that the Magick User be able to see the target, either by normal sight or by magical means. (Cabala/Symbolists, of course, are exempted from this rule, as they may leave their Symbols behind them to be activated later.)

### Protection from Illusions

Increased percentages may be obtained on saves from Illusions through the use of several magical means:

1. *Amulets of Protection* may be enchanted by Magick Users who know all the spells of a certain grade of proficiency. Such amulets add +10% on saves against spells of a higher proficiency grade and +15% on saves against spells of an equal or lower grade.
2. *Words of Guard*: Enchanters, Power Word Magicians, Hex Masters, Shamans, Evil Priests, Lawful Clerics, and Dance-Chant Natural Talents may devise rhyming chants or other Words of Guard to defend against Illusions as for Amulets. However, such protection requires an expenditure of fatigue points. They can be applied to as many persons or creatures as the Magick User has proficiency grades and last for his Time Factor for spell duration.
3. *Prayer*: Any character may employ prayer to his particular deity to defend against an Illusion. Prayer used in this manner increases chances of a save by +5%, at a cost of 1 fatigue point or body point.
4. *Circles of Protection*: A charmed Circle of Protection requires an Illusion spell to be targeted against the intended victim. If targeting is successful on the Magick Conflict Table, check for individual saves. Targeting computed by comparing the experience factors of the attacking and defending Magick User, and applies to each person in the circle. Saves are made according to the IQ of the Magick User who has erected the defensive barrier, unless a character has a higher IQ.

## Illusions of the Outermost Circle

All spells in this section are at casting level 1 and BMR 1.

*Blurred Image*: The caster's appearance is highly blurred, providing -10% on opponents' hit probabilities and -10% on targeting by an attacking Magick User of equal or lower spell casting level. Duration: 3 turns minimum.

*Detect Illusion I*: A spell of long duration which permits the caster to spot an Illusion of Grade I from 1-3 times. The spell can also be placed in a potion.

*Dispel Illusion I*: A spell which permits the caster to Dispel an Illusion of Grade I up to 1/2 his spell range. The spell must be targeted on the location of the suspected Illusion, with a 25% chance of successfully dispelling the Illusion if on target.

*Sleight of Hand*: A spell giving the caster the ability to perform slight of hand tricks (including successfully picking pockets, etc.) and other forms of popular "magick" that are designed to entertain, baffle, and impress the uninitiated. It is ineffectual against Magick Users above the casters proficiency grade.

*Wall of Fog*: A spell which creates the illusion of an actual Fog (see Basic Magick).

*Faerie Dance*: This produces small glowing sparks of light that whirl and dance in intricate patterns in a radius of 1 foot x MKL, over the location chosen by the Magick User. Useful to impress the superstitious and distract the unsuspecting. Anyone within the effect radius suffers a penalty of -3 to their CHA or FER CR.

## Illusions of the Second Circle

All spells in this section are at casting level 2 and BMR 2.

*Cloud of Dust or Sand*: A spell which creates the illusion of a swirling cloud of dust or sand (see Basic Magick).

*Deafness*: A spell which causes the victim to believe he cannot hear until the spell is Dispelled, Cured, or removed by the caster.

*Detect Illusion II*: As for Detect I, only Grade I and II spells are detected.

*Dispel Illusion II*: As for Dispel I. Grade II Illusions are dispelled at 25%, while Grade I are dispelled at 40%.

*Dispel Fatigue*: A spell which gives the recipient the illusion of being healthy and fully rested. It permits the recipient to

continue on without rest until the spell has ended (Time Factor + 1-20 full game turns). However, one must rest twice as long as usual after the effects wear off, usually in a deep sleep. Men who have been badly wounded or who were recently Raised from the dead can move about normally, but at the end of the spell they suffer 1-10 points of damage. This spell can be placed in a potion.

**Mystic Writing:** A spell that blurs the caster's writing so that only the one who is intended to read it can do so safely. Any others attempting to read must save or else be totally confused for 1-10 turns. One spell is enough to protect one page. Failure to save upon chancing a second reading causes confusion for 11-30 days. To actually be able to read the script requires a Dispel II.

**Delusion:** A spell that causes the target to suffer from an unjustified belief in his own abilities or those of newly found items which may appear to be (or are) enchanted. There can be only one save. Victims now tend to do things which, in a normal frame of mind, they would never do. For example, the target may believe that he is far more powerful and capable than his actual ability. He therefore will act in a much more daring manner. His morale being magically "inflated," he will not easily retreat or surrender and will gain a +4 bonus for his FER CR. Delusion has many applications outside combat. Duration: Time Factor + 1-20 full game turns.

**Lesser Illusion:** Only Thaumaturgists may learn this spell. This spell allows the caster to create an illusion of an object or person that the character has seen before.

## Illusions of the Third Circle

All spells in this section are at casting level 3 and BMR 3.

**Detect Illusion III:** As for Detect I, only Grade I to III spells are detected.

**Dispel Illusion III:** As for Dispel I. Grade III Illusions are dispelled at 25%, while Grade I to II Illusions are dispelled at 45%.

**Diminish:** A spell creating the illusion that a figure or object is up to 1/20 its normal size. Only one save is possible. If believe occurs, the figure or object will be seen to be able to do anything something that small could do. Duration: 1-20 turns.

**Growth:** A spell creating the illusion that a figure or object is 1-20 times its normal size. Only one save is possible. If belief occurs, the figure or object will be seen to be able to do anything something that large could do. Duration: 1-20 turns.

**Fey Landscape I:** A spell which conceals or else creates terrain features which appear real to the beholder. It is a broad-area illusion existing in all directions up to the maximum range of the caster. Only Magick Users may save from this spell, and if disbelief occurs, they must approach to within 20 feet of any illusory object to see it is unreal. All other figures must actually touch an illusory object to see it is unreal. Duration: 1 game day per MKL of the caster.

**Mirror Self:** A spell creating the illusion of 1-6 figures identical to the caster and duplicating his every move. Any beholder failing to make an initial save will not be able to tell the difference until the spell has ended. Any image that is touched will disappear. Duration: 2 x Time Factor.

**Trustworthiness:** A spell creating the illusion that the caster can be trusted completely. The spell is effective when made "face-to-face," and it will influence anyone that close up to 6 turns after it is cast. Each failure to save reduces save probabilities by 10%. Any figure failing to save will trust the caster until given some reason for suspicion.

**Cloak Self:** This spell Cloaks the caster and from the sight of all living creatures. Concentration is essential to maintain the spell. If the caster wishes to attack or cast another spell, the spell is broken at the time the action occurs. The spellcaster may move (walk, ride, etc.) and the spell moves with him. It Cloaks him and anything he is wearing, holding, etc. A 'Detect the invisible' spell will not reveal a Cloaked person because the illusion does not render one truly invisible. One would need a Magick like 'True Sight' to see a Cloaked person.

## Illusions of the Fourth Circle

All spells in this section are at casting level 4 and BMR 4.

**Blindness:** A spell which causes the victim to believe he suffers a total loss of vision until the spell is Dispelled, Cured, or removed by the caster.

**Detect Illusion IV:** As for Detect I, only Grade I to IV spells are detected.

**Dispel Illusion IV:** As for Dispel I. Grade IV Illusions are dispelled at 25%, while Grade I to III Illusions are dispelled at 50%.

**Hypnotic Spiral:** A spell creating the illusion of a whirling spiral of scintillating color that appears directly in front of the caster. Any being of INT 12 or less will be held motionless and staring so long as the caster concentrates on the spell, plus 1-6 turns. Anyone will be affected within 60 feet who fails to save, unless above INT 12. Members of the Magick User's party must avert their eyes to be protected from the spell.

**Illusory Image:** A spell creating the illusion of any person or Monster the caster has seen before. So long as the caster

concentrates on the spell, the figure will move and speak convincingly. Anyone who does not immediately disbelieve in the figure's reality will act accordingly. Duration: 1 x Time Factor or until touched.

**Projected Image:** A spell which projects the image of the caster up to his full spell range. The image will move, act, and speak as if it were the caster, and all spells will seem to emanate from it. However, the spell range is measured from the caster's actual position to the target. Only one save may be made against this spell, and the image will remain 3 x Time Factor or until touched.

**Fey Landscape II:** A spell closely resembling the spell of 3rd circle, except that non-Magick Users must disbelieve each time they touch an illusory object or it will continue to appear real to them. Duration: 1 game day per MKL of the caster.

**Greater Illusion:** Only Thaumaturgists may learn this spell. This spell allows the caster to create an illusion of an object or person the character has seen before. The illusory image is so realistic and precisely accurate in detail that the character cannot tell the difference between it and the actual object or person. The Illusion will act normally and will stay as long as the Mage is present and do what he wishes it to do. If he is absent, the image will merely perform a set task.

## Illusions of the Fifth Circle

All spells in this section are at casting level 5 at BMR 5.

**Detect Illusion V:** As for Detect I, only Grade I to V spells are detected.

**Dispel Illusion V:** As for Dispel I. Grade V Illusions are dispelled at 25%, while Grade I to IV Illusions are dispelled at 50%.

**Disguise:** A spell permitting the caster to assume a disguise successfully. The disguise persona must be of roughly the same mass and size as the Mage. However, he can deviate 1 inch in height and/or 10 dr. in weight per MKL. Only one save is possible, after which a believer will not question the authenticity of the caster's assumed identity until the Disguise is Dispelled or the real person whose identity was taken appears on the scene. Duration: until Dispelled.

**Phantasmal Landscape:** A spell creating the illusion of reality for all of the senses. All must disbelieve each time they touch a phantasmal object or it will appear in every way to be real. Even when carried outside the zone of the spell, the objects will still continue to have existence for the characters believing in them. Only persons who had saved or who were never exposed to the spell will see that nothing is present. Range is to the limit of the caster's range. Duration: until Dispelled.

**Phantasmal Weather:** A spell creating the illusion of actual weather conditions. Rain will seem to wet believers to the skin, snow will cause believers to feel cold, etc. Only one save is possible against this spell. Duration: up to 1 game day. While the range of the spell is only to the limit of the caster's range, the effect will travel with those who are affected and will appear to extend to the horizon.

**Invisibility:** Hallucinatory and Phantasmal Landscape spells have the virtue of creating or concealing features of the environment. By extension, the illusion that something is invisible can be created by superimposing a hallucination or phantasm over it. To penetrate the Invisibility effect, one MUST Detect Illusion or possess True Sight. A Detect Invisible Presence will give some warning, but does not locate or reveal the exact position or form of the invisible being. Furthermore, Invisibility may also be considered as a form of Astral projection, the partial passing of the invisible being's physical body into the Astral Plane, for the Phantasmal spell in particular partakes of that dimension by virtue of its quasi-real nature. Those who fail to see the invisible being need not be targeted, either, for the effect is really directed at the invisible-being. In a very real sense, he is not there to be seen. Because an invisible being is quasi-real, he may attack while invisible. But once he has attacked, he becomes an indistinct and blurred form (-30% on enemy hit probabilities) while engaged in combat. This defensive bonus is not used when enemies have True Sight or Detect the Illusion.

## Illusions of the Sixth Circle

All spells in this section are at casting level 6 at BMR 6.

**Detect Illusion VI:** As for Detect I, only Grade I to VI spells are detected.

**Dispel Illusion VI:** As for Dispel I. Grade VI Illusions are dispelled at 25%, while Grade I to V Illusions are dispelled at 55%.

**Shadow Forces:** A spell creating quasi-real offensive spells that, if believed by the victim, will cause 1/2 damage. If disbelieved, 1/10 damage is caused. All Basic Magick effects can be simulated by this spell, although no effect is had on non-sentient materials.

**Shadow Monsters:** A spell creating quasi-real Monsters that, if believed by victim, will act in every way like the real version and have similar effects on the believer. However, all damage is 1/2 normal. If disbelieved, the Shadow disappears for the characters recognizing its unreality. Only one save is possible against this spell. Once created, the Shadow will endure 3-20 game turns or until Dispelled or slain. Shadow Monsters will sustain 1/4 the damage of the real Monster.

**Greater Cloak:** This spell is similar to the 3rd circle illusion Cloak Self. However the Mage need not concentrate on maintaining the illusion and may engage in other activities without losing his "invisibility."

## Illusions of the Seventh Circle

All spells in this section are at casting level 7 at BMR 7.

**Detect Illusion VII:** As for Detect I, only Grade I to VII spells are detected.

**Dispel Illusion VII:** As for Dispel I. Grade VII Illusions are dispelled at 25%, while Grade I to VI Illusions are dispelled at 60%.

**Phantom Forces:** A spell creating quasi-real offensive spells that, if believed by the victim, will cause full damage. If disbelieved, 1/5 damage is caused. All Basic Magick effects can be simulated by this spell, and non-sentient materials are affected.

**Phantom Monsters:** A spell creating quasi-real Monsters that, if believed by the victim, will act in every way like the real version. All damage is full, unless disbelieved, in which case damage is 1/5. Phantoms will sustain 1/3 the damage of the real Monster. Once created, the Phantom will endure 5-20 game turns or until Dispelled or slain. As it is fairly material, it will pursue victims beyond the caster's spell range.

## Illusions of the Eighth Circle

All spells in this section are at casting level 8 at BMR 8.

**Dispel Illusion VIII:** As for Dispel I. Grade VIII Illusions are dispelled at 25%, while Grade I to VII Illusions are dispelled at 65%.

**Djinn Creation:** A powerful Illusion spell permitting the caster to create material objects such as palaces, castles, etc. Once created, the objects are real so long as the enchantment is not Dispelled by a Magick User of equal or greater power. An area equal to 1/2 of the caster's range in every direction round about may be filled with the illusion. It may even be peopled by Phantom beings who appear real in every way. However, precious metals such as silver, gold, and platinum have a very limited life (1-20 days) and will disappear 50% of the time if dropped onto a plate of cold iron. Such a spell will totally exhaust a Magick User, causing 100% fatigue drain. There is a 50% chance that he will be unable to perform any spells for 1-20 days after casting a Djinn Creation spell.

**Fairy Gold:** A more limited application of Djinn Creation, with minimal energy drains, which creates 1-100 pieces of Fairy Gold per MKL of the caster. The Gold will last for an indefinite period. If it survives the test of cold iron, it will continue to appear real for 1-20 days afterward and cannot be Dispelled or caused to disappear by further tests with cold iron until the period is over.

**Fairy Glamour:** This enhances the recipient's outward Appearance by +2d6 APP points. Only True Sight reveal the true appearance of anyone masked by the enchantment. Only a Magick User adept at Illusion can see thought it with a saving throw. Such spell has no effect on Spirits and Feys who see straight through them.

**True Sight:** A spell permitting the caster to see through the Illusions of any Magick User of a lower Level, and otherwise acting as a Detect Illusion spell with 50% chance of detection.

## Illusions of the Ninth Circle

All spells in this section are at casting level 9 at BMR 9.

**Dispel Illusion IX:** As for Dispel I. Grade IX Illusions are dispelled at 25%, while Grade I to VIII Illusions are dispelled at 70%.

**Spectral Monsters:** A spell creating the illusion of a quasi-real Monster based upon the most terrible fears of the victim. The Monster is visible only to the caster of the spell and the victim. The Specter is able to cross all barriers and is immune to attacks by normal weapons. The subject may attempt to disbelieve, but disbelieve lasts only 1-3 turns, after which the Monster will reappear. If the victim has faced such attack before he has a 25% chance of turning the Monster on the caster and a 75% chance that the Monster will disappear, provided of course that he disbelieves. If the victim also possesses the spell, there is a 50% chance that he will gain full control of the Monster if he is able to disbelieve. Spectral Monsters have a 5 x PMF of the caster in hit points, do 4 x WDF damage with Giant Claws and Fangs, and have hit probabilities of 60%. Duration: 21-40 turns.

## Illusions of the Tenth Circle

All spells in this section are at casting level 10 at BMR 10.

**Dispel Illusion X:** As for Dispel I. Grade X Illusions are dispelled at 25%, while Grade I to IX Illusions are dispelled at 70%.

**The Nightmare:** A spell creating a quasi-real Spectral Monster with unlimited duration. Only a Dispel Illusion X or XI or an Exorcism can remove the "curse" of the Nightmare. First of all, the

Nightmare attacks all of the victim's livestock: horses are found lathered and exhausted in the morning, literally ridden into the ground; cattle, sheep, etc., are found slain in the morning; and so on. This phase lasts 1 to 3 months. Then the victim will dream he is riding for his life, and in the morning he will wake exhausted. He cannot recover fatigue from sleep, but always wakes drained and weakened. This phase lasts 1-3 weeks. Finally, if the Nightmare has not been Dispelled or Exorcised by this time, it will inevitably appear each night in the form of a great Black Horse and attempt to trample the victim to death. The victim survives only if he disbelieves and awakens. He will be totally exhausted (0 fatigue points) after each experience.

## Illusions of the Eleventh Circle

All spells in this section are at casting level 11 at BMR 10.

**Chaotic Landscape:** A spell that affects an area up to the limit of the caster's range in all directions, causing confusion in the affected zone because everything is changing shape and color continuously. Anyone failing to save from the spell has a 1-10% chance of becoming permanently insane, 11-25% chance of becoming temporarily insane for 1-6 days, and 26-100% chance of being confused and incapable of purposeful action for the duration of the spell. Duration: as long as caster concentrates on the spell without interruption, with 1-6 fatigue points drain per turn after the third turn. Note: There is a 5% chance per turn that the caster will himself become confused and lose his concentration.

**Dispel Illusion XI:** A spell which dispels all Illusions of Grade I to IX at 75% and Chaotic Landscape at 25%.

**Protection from Illusions:** A powerful protective spell which gives the caster +25% protection on saves from any Illusion spell. The spell is usually placed in a Magick device. Adepts of the Innermost Circle will not enchant such a device for anyone but themselves.

**The World Riddle:** A spell that raises the Great Question in the mind of the victim until it becomes an obsession. If the victim fails in his initial save, the spell builds in its effects over 1029 days. At that point, nothing changes in the external world, but the victim is inflicted with a Morose Introspection and begins to doubt the existence of the world and even of himself. Once inflicted by this terrible doubt, the victim becomes a total catatonic because he is unable to develop the belief needed for purposeful action. He attempts a save once each day, but every failure reduces the save percentage by -5%. Conversely, each successful save reinforces the victim's belief that he and the world are real and increases the save percentage by +5%. Once the "save" reaches 100% chance of success, the victim is freed of any further attacks of doubt so long as he lives totally in the present and makes no long range plans. Any time he attempts any action that will require any real planning, the "save" probability drops to 60% and a "save" is attempted. Failure to "save" returns him to the "save" probability he had when first inflicted, and the process repeats itself. Note: This presents grave risks to a Magick User who is so inflicted, for he must necessarily engage in intense planning to practice the Arcane Arts. The Caster of this powerful spell also runs risks. Each time he casts it, he adds 1-5% chance of being trapped in the very doubt he is attempting to inflict on others. The Demon King, if so trapped, is afflicted for 200 years at most, then returns to normal. The base value for "entrapment" is 0% chance.

## Spells of Ancient Lore

**I**n addition to the already vast number of spells in the body of common-knowledge most Magick Users possess as a Whole, there are also ancient enchantments long forgotten. A Magick User who has learned such spells will not divulge them to anyone. Ancient Lore must be acquired by finding and researching old scrolls and books or by summoning Demons capable of giving instruction.

### Level 1 Ancient Lore

All spells in this section are at casting level 1 and BMR 2.

**Noise:** A spell to create background noise within the range of the caster. Sounds are not complex, like speech, but they are highly realistic and will tend to distract enemies. Duration: 1 turn.

**Restrain Portal:** A spell used to close a door as if it were barred. It may be negated by a Dispel or passed by using a Enter. If the door is forced by high-ranking Demons, it will be shattered 1-50% per turn if it is made of wood and 1-25% if metal. The "Restrain" will last for 3-8 turns.

**Dark Sight:** A spell which bestows upon the recipient the ability to see perfectly in the dark up to a distance of 60 feet. Dwarves possess this as a natural ability. Duration: 10-60 turns (1-6 hours)

**Listen:** A spell which enhances one's ability to hear noises by +10% per MKL when listening at doors, through thin walls, or to noises in the distance, up to a 90% chance of successful detection. Duration: 3 turns + Time Factor.

**Voice:** A spell which projects the caster's voice up to 100 feet for 1 turn.

**Jump:** The recipient of this spell may jump +10 feet x MKL of caster above and beyond his normal jump ability. Also, when under the



influence of this spell, any armor a character is wearing does not count as a weight penalty! He may make his jumps as if he had no extra weight burden. Duration: 1-6 turns.

*Sleep of the Dead:* Enables the Magick User to enter a very deep trance that outwardly resembles death for 1 day x MKL. However, if cast at triple FP cost the trance lasts indefinitely until the Mage wished to return to "life". It is really suspended animation in which all life functions nearly cease. In such a state, he is magically undetectable even by the strongest detection spells.

*Trance:* Enables the Magick User to enter a deep trance in which he is aware of his surroundings but is so detached from them that he can concentrate and focus his mind on a task without distraction. While in the trance add 2% x MKL to his casting abilities. If the Magick User moves or attempts to perform any action except to cast magick, the trance state is immediately broken and all its benefits are lost.

## Level 2 Ancient Lore

All spells in this section are at casting level 2 and BMR 3.

*Arcane Lock:* A powerful binding spell which seals a portal shut and prevents passage unless the lock is dispelled by a Magick User of equal or higher MKL. Physical force has only a 10% chance of forcing the door if it is wooden, and a 1% chance if it is metal (this includes battering rams, heavy missiles, and the like). Duration: until Dispelled.

*Enter:* A spell permitting the caster and up to 6 friends to pass through a *Restrain Portal* without disturbing the spell, to open secret doors, or to unlock normally secured doors and gates. An actual knock is required, whereupon the portal swings open for 1 turn, and then closes and locks again.

*Silence:* A spell which deadens all sounds around the caster for 1-6 turns. The duration may be extended by expending 1 fatigue point per extra turn. The spell may be placed on 1-6 others as well as if they are within 10 feet of the caster. This is a protective spell to prevent being overheard. It does not impair speech.

*Far Sight:* A spell enabling the caster to see to the horizon as if looking through a very powerful telescope. Duration: 3 turns + Time Factor.

## Level 3 Ancient Lore

All spells in this section are at casting level 3 and BMR 4.

*Healing:* A spell enabling the caster to heal wounds by reducing damage 1-6 points. The spell will restore fatigue and body levels. Only one person may receive the benefit.

*Growth/Diminish:* A spell enabling the caster to increase or reduce in size any recipient who is living. The spell must be targeted. Growth will be 2-3 times normal. Diminution will be from 1/2 to 1/20 normal size. Duration: 3 turns + Time Factor.

*Slacken/Haste:* The affected creature loses or wins his initiative and fight with 1-3 less or more blows. The spell must be targeted. Range: 100 feet. Duration: 1-6 turns.

*Swiftfoot:* A spell which enables the recipient to move at twice his normal speed for 10 turns.

*Seven League Boots:* A spell which enables the recipient to travel three times the normal distance in a day. The recipient must rest the following day.

*Herculean Power:* A spell which increases the recipient's strength for 10 turns: enabling him to carry double his normal carrying capacity; strike +3 extra blows per turn; and do 1-6 additional points of damage each time he strikes an opponent.

*Fish Breathe:* A spell which enables the recipient to breathe under water for 10 turns.

*False Face:* This spell enables the magick user to copy the face of another human, demi-human, or humanoid. The Magus gains the facial features of the chosen individual of either sex, providing the subject lies within range and the caster can clearly see the face he or she is trying to emulate. The caster does not gain any sensory abilities (or disabilities) associated with the new face. For example, if the caster copies a blind man's face, the Magus still retains his or her normal sight. The caster retains his or her normal voice, too, as well as height, bodily appearance, spells, and spell-like abilities. The false face serves as an effective disguise, though it radiates a magical aura. Spells that detect or banish illusions have no effect on this disguise; the false face is not illusionary but may be reversed with dispel magick.

*Wizard's Lantern:* This illuminates an area of radius 10 feet x MKL with magical light the intensity of a bright lantern. The light may radiate from the Caster himself or from an object anyone may carry.

*The Shining Paths:* This opens ancient Astral Gates of a permanent nature, created in the great days of magick during the First Age. The spell is common knowledge and not especially difficult to learn. However, where to, find such Gates and how to find one's way after one enters is another matter! Locations of Gates may be discovered in ancient texts and inscriptions in the oldest ruins (a matter for research). They open onto the Shining Paths, enchanted roads that wind through the Shadow World and link the Gates located throughout the world. Travel on the Shining Paths is at 10 times the rate possible in the normal world. It is easy to, become lost

in the Shadow World unless one knows the road to take when a crossroads is encountered. Spirits and terrifying monsters dwell there so travellers should be prepared for the worst.

## Level 4 Ancient Lore

All spells in this section are at casting level 4 and BMR 5.

*Command Plants:* A highly specialized command spell of Level 4 which enables the caster to control plants within the limits of their natural characteristics. The plants affected are those within the casting range of the Magick User. They will hinder passage of enemies by tripping: entwining, or even striking them. Combined with a Growth spell, the plants will grow so dense that passage will be virtually impossible to all those not specifically welcome to the caster.

*Stone Rising:* This spell will cause a block of stone to come out of the earth and set itself up in the air.

*Wisdom of the Ages:* A spell which enables the Magick User to research a particular device. From 1-100 days will be required, after which the Magick User will have a 25% chance of knowing the answers to each of 7 questions he has about any device, book, etc., in his possession.

*Reflection:* A spell which reflects the gaze of any Basilisk or Medusa like a mirror. It can also reflect the gaze of a vampire 20% of the time if he is attempting to Mesmerize the Magick User. Range: 30 feet. Duration: 1-3 turns.

*Wizard's Seal:* This seals a book or scroll so that it cannot be opened by anyone except the Mage who sealed it. It may be forced by the spell "Knock", but the opening is resisted at (Caster's MKL - Sealer's MKL) x 5%.

*Proteus' Children:* The recipient is transformed into some creature. The caster's MKL determines the creature that may be chosen for transformation. While in this form, the subject gains all the abilities and characteristics of the creature. The duration is 1 hour x MKL. If killed while in animal form (i.e. the Fatigue and Body of the animal is exceeded), the recipient must make a CON CR. If he succeeds, he survives but loses all FP and is stunned for 1 turn. If he fails, he is knocked unconscious for 11 minutes. If the "killed" animal cannot suffer the damage limits of the recipient, he instantly changes back to his normal form, with damage assessed against his own Fatigue and Body levels. If in an "enhanced" animal form, one may be able to take far more damage than in his true form. When he changes back, any damage suffered is proportionate to damage suffered in his transformed shape (rounded up). A Magick User in animal form cannot cast any magick except Detection spells. If he is wearing an amulet containing a protective Ward, he may also cast that spell.

MKL	Animal
1-5	Small animal, bird, etc., under 5 dr.
6-9	Animal up to 50 dr.
10-11	Animal up to 125 dr.
12-14	Animal up to 500 dr or enchanted beast up to 5 dr.
15-16	Animal up to 2,000 dr or enchanted beast up to 50 dr.
17-18	Animal over 2,000 dr or enchanted beast up to 500 dr.
19-20	Enchanted beast up to 2,000 dr.
21+	Enchanted beast up to 10,000 dr.

## Level 5 Ancient Lore

All spells in this section are at casting level 5 and BMR 6.

*Circe's Touch:* As for Proteus' Children. The Magick User transforms another into some creature. Since the spell can be used offensively, an unwilling individual can make a CON CR. While in this form, the recipient of the spell possesses only the abilities and characteristics of the creature. He must also make a FER CR to avoid losing his own personal awareness and being lost in that of the beast.

*Doppelganger:* A Doppelganger is a duplicate of a person which is under the complete control of the Magick User who creates it, but which develops a personality and sense of independence of its own with the passage of time. In order to create a Doppelganger, a number of spells and procedures are required:

1. The original or 1-7 objects recently in contact with him are essential for the model.
2. Ice or snow must be used to mould the body. The ice or snow must be enchanted.
3. An Illusory Image must be cast 3 times on successive weeks to give the doppelganger the features of the original.
4. Strength must be cast to give the Doppelganger the power to move.
5. Healing must be cast to give the Doppelganger the power to recover from fatigue and wounds.
6. Telepathy must be cast to impress the Doppelganger with the thoughts of the original.
7. Telepathic Command must be cast to place the Doppelganger under the control of the Magick User. The Magick User's influence will last 1-6 months, after which time a check must be made to see if the "friendly relationship" will continue (50% chance). If the Doppelganger is freed from the Magick User's influence, he will be immune to further attempts by his Creator to control him in any way and

will react with deep hostility toward his Creator 25% of the time.

The Doppelganger will take from 1-6 months to prepare and instruct, after which it will have the ability to assume the identity of the original. Initially, it will have 10% of the original's abilities, and gains 10% per month until it reaches 90%. A Doppelganger can be detected 1-20% of the time when the original is present, provided the person who sees them together knows the original well. The doppelganger will seek to destroy the original and will stop at nothing to eliminate the person whose identity is the reality, while the Doppelganger's is a mere shadow of that reality.

**Gaseous Form:** A spell enabling the recipient to become gaseous, like a Vampire, for up to 6 turns. While in such form, the recipient is immune to all Basic Magick spells except Magick Fire and winds created by air spells, which will dissipate the gas. However, except for casting magical spells, anyone in Gaseous Form is completely without substance and cannot handle objects. etc.

**Regeneration:** A spell which enables the caster to give himself the ability to regenerate wounds at +1 Body point per turn. The spell can be cast only once.

**Sunburst:** This creates a flaring burst of intense magical light around the Caster. Anyone within 50 feet who looks at him is blinded for 1 turn and cannot perform any vision-dependent skills. Light-hating creatures suffer actual pain and suffer 1d6 damage points to the Body. They also need to make a morale check at FER-4.

## Level 6 Ancient Lore

All spells in this section are at casting level 6 and BMR 7.

**Interdimensional Labyrinth:** A very powerful Illusion of the Sixth Circle which places the victim in an interdimensional trap for 20 + 1-100 turns. After this time has elapsed the victim will emerge at the location where he was caught in the Labyrinth 1-60% of the time. 61-100% of the time he will emerge at another location 1-100 miles distant. Creatures with IQ's over 11 require 1/2 the time to thread their way through the dimension maze and escape. Creatures with IQ's of 19 or better require 1/4 the time. Creatures with IQ's of 7 or less require 3 x the normal time. Range: 60 feet, with an area 10' x 10' affected by the spell.

**Arcane Container:** A spell permitting the Magick User to place his life force in an enchanted container while he attempts to possess the body of another creature within 100 feet of the container. The container must also be within 10 feet of the body of the Magick User when the spell is cast. A "possession" takes place as if a Command of Level 9 had been cast and it will last as long as the Magick User desires. Only an Exorcism will drive him out. If the possessed body is destroyed, the life force will return to the Magick Jar or else attempt another possession. If the body of the Magick User is destroyed, his life force must either remain in a possessed body or return to the container. If the container is destroyed, the Magick User will be totally and irrevocably annihilated. The possession will be quite obvious to those who know the possessed person well, for the Magick User gains no knowledge of the routine or habits of the person whose body he has "borrowed." There is a 1-15% chance per turn he is so exposed to people who know the possessed victim that they will notice something is definitely "odd" or amiss.

## Level 7 Ancient Lore

All spells in this section are at casting level 7 and BMR 8.

**Master of the Storms:** A spell permitting the caster to alter the weather conditions for 1 mile x MKL in all directions. The delay between casting the spell and the onset of the weather is 1-20 turns. The weather conditions will last 1-50% = 10 turns; 51-75% = 60 turns; 76-100% = 240 turns (1 day)

1. Rain/Stop Rain: a heavy downpour which turns the ground to mud in 3 +1-100 turns. The spell may be reversed by a Stop Rain, which also stops normal rainfall for the duration of the spell.
2. Fog: a dense mist settles over the area for the duration of the spell. Only a Heat Wave will disperse it.
3. Heat Wave/Cold Wave: a sudden heating or cooling effect. A Heat Wave will cause troops or animals to fatigue twice as quickly as normal, while a Cold Wave reduces general fighting efficiency by 25%. Each spell is used to counter the other.
4. Cloudy Day: a spell which causes a dense overcast of black cloud, permitting light-hating creatures to venture forth without discomfort or demoralization. Clouds may be dispersed by a Heat Wave, which is nothing more than an intensely Sunny Day. A Cloudy Day may be used to dispel a Heat Wave.
5. Tornado: a huge whirlwind encompassing a radius of 50 feet and rising 1000 feet into dense clouds overhead. Each turn a victim is caught inside the tornado, 1-20 points of damage is suffered. There is a 1-20% chance of being thrown clear of a tornado each turn, and the victim will be released from 10 to 100 feet above the ground, suffering 1 6-sided die of damage per 10 feet fallen. It will instantly demolish small structures, especially of wood or wattle construction, pick up large animals and all except the largest monsters, and dissipate all except the Great Elementals. Only the first 4 turns of a tornado

are controllable by the caster of the spell. after which the vortex moves randomly (1 = N; 2 = E; 3 = S; 4 = W) each turn. The speed of the tornado is 50-100 feet per turn. Anyone within 500 feet will instantly check morale as if excess casualties had been suffered.

**Master of the Earth:** When above ground the Magick User may use this spell to move major landforms such as hills or ridges. The spell takes 1-100 turns to take effect and the terrain so affected will move 10 feet per day for 2-7 days. This is a more limited spell than meets the eye, for it is not a spell. Hills and mountains will not instantly rear up to crush entire armies; the terrain moves very gradually, with a minimum of fuss, and with no disruption of structures on it or in front of it. In fact, it is comparable to a "wave" of earth which flows around or raises up points of resistance. Remember, it took all of the combined power of the great Witches of Eastcarp to move a Mountain Range, and a single Magick User is just not powerful enough to do something that spectacular. It is a spell best suited to improving fortifications or to siegework. One defect is that if there are enough actively opposed wills to show disbelief (treat the spell as an Illusion of Level 5 for this purpose), the spell will fail. From 50-300 disbelievers are quite sufficient. Assume an average IQ of 10 for humans, and check per 25 observers. If all of the observers present "approve" of the project, however, there is no need to check for "disbelief" because they are actually willing the earth to move along with the caster.

**Super Concentration:** A spell which enables a Magick User to enhance his chances at casting or targeting spells by +10% instantly. Memory is increased by 1-20% as well. Duration: 1 turn.

**Vitality:** A spell which enables a Magick User to double his fatigue recovery rate for an entire day. It may be used 1-3 times per week.

## Level 8 Ancient Lore

All spells in this section are at casting level 8 and BMR 9.

**Teach:** A spell which gives the caster the ability to teach a spell to another in 1/2 the time normally needed to learn it.

**Immortality:** A spell which must be placed into a Potion of Longevity to give the one who drinks it a life of 1000 years (see *Alchemy*, "The Elixir").

**Raging Rivers:** The Mage can make the waters of a stream rise in flood. For each MKL of the caster, the river will rise 3 feet in its bed and a wall of water rushes down its length for a distance of 3 miles x MKL of spellcaster, stretching to either side of the place targeted. After the initial flood wave passes, the waters will be a turbulent rapids in which few survive, whether swimming or in small boats. (The current flows at 7 mph x MKL of the caster!) Only when the spell reaches its duration, or if the spellcaster terminates the spell, will the waters begin to subside and the stream return to its normal level and flow within its banks as before.

## Level 9 Ancient Lore

All spells in this section are at casting level 9 and BMR 10.

**The Seal of Suleiman the Magnificent:** This seals a small chamber or container so it cannot be opened by anyone inside by any physical or magical means. It is therefore an ideal binding spell for containers used to imprison Djinn and Demons. If the seal is a stopper that can be removed and replaced, the casting time is 13 minutes each day over 7 successive days. The stopper must be made of 3 quantities each of 7 different enchanted materials with silver and emerald being essential. The Seal is not dispelled when such a stopper is removed and reactivates when the stopper is replaced. The spell may also be cast on a wax seal but this is dispelled when the wax is broken.

**Become Another:** This very powerful transmutation spell changes the form of the spellcaster into that of another person, the transformation being perfect in every way. The spellcaster becomes a precise physical duplicate of the person whose form he has assumed. Indeed, so perfect is the guise that the spellcaster cannot be told apart from the original even by those who have known the person all their lives. The spell must be cast once a week for 3 weeks. The success of the spell depends on using 7 personal items belonging to the individual whose form is desired, 3 of which must be from his body (hairs, nail clippings, etc.). Once the Magick User has succeeded with this ritual spell, he may cast it on himself at any time as a Hex. The Hex should then be considered as the spell used in the field once the Magick User has perfected how to transform himself into the desired individual. He needs to recast it every three days to maintain his impersonation. He look and sounds exactly like the one he is impersonating but does not have that person's knowledge, memories, and skills. His physical capabilities are those of the other--including Body, Fatigue, STR, CON, etc.

**The Bloom of Youth:** This causes the recipient to grow younger by (1 year x MKL). The Magick User can control the exact amount of growing younger within his limits. For example, an MKL 9 Magus could restore 1 to 9 years of youth. The benefits of the spell can be received only once per month. During his entire lifetime, the recipient can receive the benefit once per 2 CON levels without ill effects. After that, he may still receive the benefit, but at a cost of -1 STR, -1 CON point each time he has the spell cast on him. There are limits on what even magick can accomplish, and the body and mind will eventually suffer from prolonged longevity. The lower limit of this spell is an age of one year! The spell benefits are, needless to say, such that aging people are desperate to

receive, and they will pay dearly to gain its benefits. The Magick User himself must pay a price to cast such powerful magick. He suffers a severe -1 FP reduction from his Fatigue levels times the number of years he removes from someone's age. Worst of all, his Fatigue level remains reduced by that amount from 7 to 48 days! Obviously, most Magick User are reluctant to cast such a spell unless the need (or the reward) is great.

## Black Magick

**B**lack Magick deals with spells of a particularly chaotic nature, and Lawful Magick Users will learn such spells only to obtain the maximum of protection from them. Black magick is a form of sorcery that draws on assumed malevolent powers such as anger and hatred. Evil Priests, for instance, concentrate on violence and darkness; they channel their anger and hatred into Magick and manipulate others with the secrets that they trade. Black Magick is so called because it comes from the night, from mortals' fear of what might be lurking in the darkness. Magick is invoked to kill, to steal, to injure, to cause misfortune or destruction, or for personal gain without regard to harmful consequences to others. There are no low level Black Magick spells, and a character must be at MKL 5 to begin learning Black Magick. All spells must be targeted against victims.

## Level 3 Black Magick

All spells in this section are at casting level 3 and BMR 4.

**Agony of the Damned:** The Magick User's touch totally incapacitates any living being with agony. If the target makes a successful CON CR, he is still in severe pain and loses 50% of his fighting abilities until the spell fades.

**Cause Minor Wounds:** A spell which appears to Heal 1-6 points of damage but which really causes 1-6 points of damage. While the spell may be cast by touching a victim, subterfuge is best because the spell has a 1-50% chance of seeming to be a healing spell.

**Corrupt Food and Water:** A spell which will cause food and water to become tainted when the caster touches it, making it totally unfit for consumption.

**Stench:** This spell creates a sickly stinking smell of rot and decay that emanates from the caster's body. The smell of death and corruption surrounding the caster is so overwhelming that living creatures must succeed a CON CR or be sickened for 2d6 rounds (-10% to attack rolls). Range: 10 feet x MKL.

**Evil Prayer:** A blasphemy which increases all die roll advantages of a Chaotic by 10% and reduces all die roll advantages of Lawfuls by 10%. Duration: 1 turn. Range: 60 feet.

**Slow:** A broad-area spell affecting 1-10 creatures within area. All affected creatures move at 1/2 speed and fight with 1-3 less blows for 1 turn. Range: 60 feet.

**Weakness:** A broad-area spell affecting 1-10 creatures within a 20'x20' area. All affected creatures inflict 1/2 damage and can carry 1/2 their normal weight capacity. Duration: 1 turn. Range: 60 feet.

**Bleeding:** The target of this spell will suffer one point of additional damage per wound per round due to blood loss until the wounds are treated (bound, healed, etc) or the spell expires.

**Unholy Light:** This spell must be cast on a three inch diameter black candle for the celebration of a black mass. The candle will burn for six hours. While burning, the candle creates an area of unholy disturbance which bolsters undead within 50 feet of the candle. Undead resist turning within this area as any turning or control attempt is penalized by 20%. The candles resist most windy conditions except exceedingly strong winds. Black Candles are made from tallow that includes fats rendered from sentient beings.

**Celebrate Black Mass:** A Black Mass is essential as part of the ceremony of summoning a Demon of Hell. The required materials are:

1. A Satanic Bible
2. A silver Bell
3. 7 Black Candles of Unholy Light
4. A silver Chalice
5. Thrice Cursed Knife of Sacrifice
6. Silken Bag of assorted filth
7. Animal or Human For Blood Sacrifice

The Black Mass should have 13 celebrants present. The ceremony requires 10 turns (1 hour) to perform. If interrupted, the Mass cannot be performed for another 24 hours. The Black Mass is a magical ceremony and inversion or parody of the Catholic Mass that was indulged in ostensibly for the purpose of mocking God and worshipping the devil; a rite that involve human sacrifice as well as obscenity and blasphemy of horrific proportions. Its main objective is the profanation of the Host which is replaced by a toad, a turnip or a piece of dry flesh. The Satanic Rituals starts by uttering "In nomine magni dei nostri Satanas, introibo ad altare Domini Inferi".

## Level 4 Black Magick

All spells in this section are at casting level 4 and BMR 5.

**Curse:** A Curse is a spell of great power which invokes some Demon

and brings misfortune to the victim. A Curse will not take effect for 1-100 days-MKL of the Magick User laying the Curse. Only an Exorcism or a Remove Curse will prevent the misfortune. The presence of a Holy Relic will instantly nullify a Curse as well. Each one of the following Curses can be learned at BMR 5:

1. **Non-Fatal Disease:** By uttering the words Ashak vol Kalathoth unrak Kashak (from memory), the Magick User may cause a victim he touches or who is within 30 feet to contract a loathsome disease that cannot be cured by the usual means. There is a 10% chance + 3% per MKL of the person laying the Curse that the victim will contract the disease.
2. **Misfortune:** By uttering the words Ashak vul Unraal ag Ashak (from memory) and making the Sign of The Damned, the Magick User may bring great misfortune to anyone who is within 30 feet. Misfortune consists of having a 5% disadvantage on all die rolls. The Curse will last until removed.
3. **Fatal Disease:** By uttering the words Ashak vul Talathoth unrak ag Ashak (from memory), the Magick User may cause a victim he touches to contract a fatal disease. There is a 50% chance of death 1-6 days after contracted--1% per Constitution point possessed by the victim.

**Create Poison:** A spell which enables the Magick User to prepare a variety of deadly poisons to be administered through food or drink, or to be smeared on the tip of a Weapon. It is possible to create 1-10 doses at a time:

- Medusa Blood + 6 Organics + 3 liquids + 1 Bat Wing = 1-90% Death in 1-3 turns
- Black Poppy Essence + 6 Organics + 3 liquids + Boar Tusk = 1-80% Death in 1-3 turns
- Black Lotus Essence + 6 Organics + 3 liquids + Wolf Bone = 1-70% Death in 1-4 turns
- Black Rose Essence + 6 Organics + 3 liquids + Orc Hide = 1-60% Death in 1-5 turns
- Arsenic + 6 Organics + blood + reptile bone = 1-50% Death in 1-6 turns
- Nightshade + 6 Organics + 2 bloods + powdered lead = 1-45% Death in 1-6 turns
- Aconite + 6 Flowers + 3 bloods + Wormwood = 1-40% Death in 1-6 turns

The victim's constitution reduces the chance of death by -2% per point over 10. Other poisons may be developed, but one component must be of a poisonous nature.

**Antidote for Poison:** For each poison a Magick User learns to make, he also learns an antidote. However, only an expert in poisons will recognize which antidote to use to counteract poison used. As only 1 antidote may be administered per turn, time could run out if an amateur was doing the doctoring. One dose of antidote is produced for every two doses of poison if this spell is used while Creating Poison.

**Create Tainted Water:** A spell which will taint water in such a manner that no one will be able to notice it unless a Detect Magick spell has been cast, whereupon the nature of the impure water will be revealed. When coupled with a Curse spell or a Poison, the chances of success are increased +10%.

**Create Wine of Drunkenness:** An exceedingly potent wine may be made by casting this spell 3 times into wine. Up to 1 cask may be so enchanted. It has the power to intoxicate to the point of unconsciousness. One flagon will incapacitate 10 damage points. Thus, if a character of 50 damage points consumed 5 flagons, he would become unconscious. The wine will produce a drunken stupor for 20-40 turns. Once tasted, a character has a 25% chance of stopping before he has literally drunk himself under the table.

**Inflict Grievous Wounds:** A spell similar to Cause Minor Wounds, except this time 1-20 points of damage will be inflicted.

**Perform Empathic Self Cure:** A spell which enables the Magick User to cure wounded has suffered at the expense of another. What happens is that he transfers 1-10 points of damage from himself to the other person by touching him.

**Summon Werewolf:** A spell similar to a 'Summon Werewolf' Summoning spell, except that the spell may be used 3 times per year.

**Weaken Bone:** The bones of the target of this spell weaken. Each time the victim is hit, there is a percentage chance equal to the damage inflicted that one or more of the victim's bones will crack or break. If damage is inflicted by crushing weapons, double the percentage. If piercing weapons are used, halve the percentage.

**Maggot Spray:** A stream of filth containing live flesh eating maggots spurts out from the mouth of the target. The victim is sickened for 2d6 turns (causing a penalty of -20% to his attacks). Additionally, the maggots eat into the flesh causing 1d6 points of damage immediately and on subsequent turn an additional 1d3 damage per turn. The victim may stop the damage by using an entire turn to brush off the maggots (no movement, attacks during this turn). Removing the maggots does not remove the sickening effect. Duration: 1-6 turns.

**Nightmares:** This spell causes the victim to suffer terrible nightmares. Such nightmares wrack the soul and temporarily lower the target's Fatigue level to 10% during the day until they get a night's sleep uninterrupted by such horrors.

*Incantation of the Milky Eyes:* Blinds a target, leaving the eyes milky with cataracts.

*Twist of the Tongue:* Twists the target's tongue into a spiral, completely destroying the ability to speak.

## Level 5 Black Magick

All spells in this section are at casting level 5 and BMR 6.

*Finger of Death:* A spell which fills a target's lungs with blood and inflicts 21-40 points of damage on a victim. The target falls to the ground and can do nothing but cough up blood. The victim is incapacitated for at 1-3 turns as he clears the blood from his lungs. The Magick User merely points his finger and utters the words Ashak ul Karak nun Ashak (from memory) and a target can be stricken within 30 feet. The spell requires -10% expenditure of Fatigue points and can be used 3 times daily.

*Gaze of the Basilisk:* The Magick User's eyes are transformed into those of the Basilisk. Anyone within range who meets his gaze is instantly paralysed and cannot move for 15 seconds x MKL. An INT CR is required each turn within 50' to the victim to avert his eyes before the spell does more than start to numb him slightly. Whenever he looks in the Magick User's direction, he must make another resisted roll. One may gaze in a mirror to look at the Magick User with safety and so prevent petrification but one's combat efficiency is greatly impaired (Hit Probability is halved).

*Possession:* A spell similar to a Arcane Container, only the Magick User does not leave his own body. Rather, he controls his victim through a Demonic Spirit under his control. Note: He must have summoned such a Demon prior to casting the spell. Lawful Clerics and Fighting Clerics are immune. Range: 30 feet. Duration: until Exorcised.

*Summon Weretiger:* A spell similar to a 'Summon Weretiger' Summoning spell, except that the spell may be used 3 times per year.

*Wither:* This rather vicious spell causes living flesh to Wither. A hand, arm or leg loses all capability and strength for the spell duration. When the spell fades, the victim must succeed with a CON CR or the effects linger a second 24 hour period. Another CON CR is made at the end of the second 24 hour period. If it fails, a third attempt can be made in another 24 hours. If that fails also, only a Remove Curse or a reversed Wither (by the caster) may restore use of the affected hand, limb, etc.

*Brimstone death:* Upon the death of the Magick User, or of any living sentient being of chaotic alignment, a horde of fiends are summoned to avenge him. Duration: 1 turn per MKL.

*Curse of the Ravenous Swarm:* Calls a swarm of locusts or other destructive insects upon an area, which destroys wild plant life and fields. When the spell's duration ends, all the insects disappear, leaving nothing but the damage.

*Curse of the Leprous Flesh:* By uttering the words Ashak vul Algarath unrak Kashak (from memory), the Magick User may cause a victim he touches or who is within 30 feet to contract a vicious disease. This spell causes a person's flesh to rot off in a matter of weeks—truly hideous sight. Much of the target's flesh literally hangs from his or her frame, and there is a pungent rotting smell about him at all times. Every week, over a period of two months, the target lose 1-2 APP points permanently and 2 body points. The cursed can be removed while it is still in effect, but any damage done is permanent. If the victim somehow survives this curse, he is shunned by mortal communities.

## Level 6 Black Magick

All spells in this section are at casting level 6 and BMR 7.

*Breath of the Basilisk:* The Magus' breath is transformed into that of the Basilisk. He may blow on one victim and turn him to stone (which is permanent unless dispelled). A CON CR saves the victim, but, if he has less than CON 15, he fight with 1-3 less blows for the next turn due to the paralyzing effects.

*Damnation:* A spell which seals the soul of a willing neutral or chaotic character to the service of the Forces of Darkness. It is an excellent way of enforcing loyalty, as any oath signed in blood during the ceremony is guarded by an immediate death by Demonic Possession. The Damnation oath can be safely broken only within a Church Sanctuary, where a Cleric may perform an Exorcism. A character released from such an oath will then be given a Quest as penance for his despicable submission to Evil.

*Evil Eye:* The mark of a truly chaotic character, the Evil Eye can:

1. Curse the victim under its gaze; or
2. Fill him with unreasoning Fear (check morale -10%).

The range of the Evil Eye is 30 feet. It can be used 1-6 times after the spell is cast. Lawful Clerics and Fighting Clerics are immune.

*Unholy Strength of the Eternally Damned:* A spell which imparts to any chaotic recipient sworn on an oath of Damnation from 1-6 additional points of damage whenever he strikes a foe. Range: 30 feet. Duration: 1-3 turns.

*Weight of a Thousand Hells:* Causes the victim to feel the despair, anguish, pain, and sorrow of a thousand sinners in Hell. This is a truly horrible spell, for the victim loses almost all motivation and earthly cares. All he can feel is his own pain—endless,

inexorable, and searing. The target has a strong tendency to do nothing but brood. All actions and skills of the victims are lowered by 25%.

## Level 7 Black Magick

All spells in this section are at casting level 7 and BMR 8.

*Grow Aged:* This causes the victim to age (one year x MKL). It is resisted by a CON CR. The Magick User may control the exact aging rate within his limits; e.g. MKL 9 can age someone from 1 to 9 years. The aging effects start to show within a day.

*Eyes of the Medusa:* For 1 round, the Magick User transforms his eyes into those like those of the Gorgon, Medusa. Anyone within range who meets his gaze is instantly turned into stone! An INT CR represents a character's actually averting his eyes before the spell does more than start to numb him slightly. Whenever he looks in the Magick User's direction, he must make another INT CR, or else he may gaze into a mirror to see the Magick User. Only a Remove Curse or a reversed Turn to Stone may restore the victim to life.

*Crush the Defiant:* Exerts constricting force on a living target's internal organs. No armour can prevent damage from occurring. A successful CON CR results in 1D10 damage point, half of which is always taken directly from Body. If the CON CR fails, the victim crumples to the ground, totally incapacitated by excruciating pain, with initial damage of (1 x MKL), then an additional 1D10 damage. Damage is equally portioned out to Fatigue and Body levels.

*Plague:* With this spell, the Magick user calls down a powerful and terrible curse upon a region and all that live there. First plant life will begin to wither and die, then animal life will leave the region. Those animals (including humans and their kin) which stay in the area will suffer from malnutrition, stillbirths, diseases, lingering ailments and ultimately death. It takes 1-3 days for the effects of the blight to appear. At this point, crops will begin to wither and die, new fruit will not spout, flowers will cease to bloom. Basically, seasonal plant life will behave as if a particularly cold winter had set in. More skittish or feral animals will sense a malaise in the region and leave if possible. After 1-3 weeks, all plant life in the area of effect will begin to die, aging at a rate of one year per hour. The plants will not grow at this rate, merely age and die. Wild animals and those not corralled will leave the area, although particularly loyal, domesticated beasts may remain for a short while longer. At this point, all living creatures in the area of effect contract some form of ailment. These illnesses are 10% likely to be terminal. All newly born creatures in the area have 50% chance of dying. After 1-3 months, those plants which are not already dead will rot. No animals will willing remain in the area of effect -- trained horses will bolt, dogs will attack their masters to flee, etc. Each day, all creatures still living in the area of effect lose one hit point. No new births are possible and all pregnancies result in stillbirths. After 1-3 years, the land will become permanently blighted. Any creature entering the area must save versus death each hour or lose one hit point. To remove the blight, a remove curse and dispel magick must be cast together, each by a higher level Magus than the caster.

## Level 8 Black Magick

All spells in this section are at casting level 8 and BMR 9.

*Horsemen of the Apocalypse:* A terrific spell which permits the Magick user to summon the Name of one of the Four Horsemen of the Apocalypse. If successful, the summoned rider will appear a cause a plague associated with his Power in an radius equals to the Magick User MKL's miles from the site of the Invocation.

Name	Horse	Rider	Power
Pestilence	White	Carries a Bow	Bring non epidemic disease*
War	Red	Carries a Sword	Bring war
Famine	Black	Carries a Balance	Bring famine
Death	Pale	Death, carrying a Scythe	Bring epidemic disease*

\* see "Plagues & Diseases" in chapter "Castles & Warfare".

*Invocation:* A spell of frightful power which permits the Magick user to summon Demons of level VIII to XI. Such a spell must never be spoken outside a protective Circle.

*Sacrifice to the Lords of Hell:* The ceremony of Human Sacrifice, one of the blackest of all practices of the Dark Arts. Once performed, the Magick user is doomed, for he must seal his soul forever to the Lord of Hell, Lucifer, who will claim it in 7 years. Any character who performs such an act will be, if discovered, Excommunicated by the Church and placed under sentence of burning for Heresy. The rite must be performed in the Dark of the Moon and lasts all night:

1. Evil Prayers are said.
2. A Black Mass is celebrated.
3. Wine of Drunkenness is created.
4. An enchanted chain of 7 times 7 links is used to bind the victim to the Altar of Defilement.
5. A Circle of protection is formed, into which the 13 celebrants must step for the duration of the rite.
6. The Invocation is spoken. As soon as the Demon has appeared, the Magick user will state his petition, then plunge the Thrice Cursed Knife of Sacrifice into the heart of the victim, catching the blood in the Chalice.

Placing the Chalice On the Altar, he will await the answer of the Demon.

- There is a 1-90% chance that the sacrifice is favorable to the Demon, whereupon the 13 celebrants are free to step out of the Circle and approach the Lord of Hell in their midst. Drunken revels and orgies follow until dawn.

After the rites are over, the Demon will perform the requested service.

## Level 9 Black Magick

All spells in this section are at casting level 9 and BMR 10.

**Deceive Death:** Deceive Death is a delay of sorts; the Magus stalls for extra time. While it is not possible to delay once death has occurred, Deceive Death is commonly used by still-living Summoners. These people know ahead of time that their hour is upon them and take steps to avoid their fate. Among those disposed toward Deceive Death are signers of Cardinal Pacts, particularly pacts meant to last only a fixed period of time (seven, 33, and 66 years are the common durations, the last one reserved for long-lived Magick Users). By Deceive Death, the Summoner agrees to find a substitute soul for the demon in order to remain in power for one more year. The demon usually gives the Summoner 66 days to procure the substitute soul. A Christian target must be picked and the Summoner must manipulate him or her into committing a mortal sin. Once this is done, the Summoner must kill the person with a special ritual dagger, thus sending the soul down to Hell in her own place. By committing such crimes, Summoners living on borrowed time become demons in their own right, tempting people to evil and then slaying them if they succumb (something genuine demons cannot do). Unfortunately, such subtle corruption takes a great deal of time. A character partaking of Deceive Death therefore has less annual time. If a demon ever desires to deny Deceive Death, it cannot simply say no to the Summoner, for Deceive Death is accepted by the Watchers as part of pact protocol.

**Rain of Blood:** This horrible event can occur as part of a regular thunderstorm or all on its own. Blood pours down in thick drops, coating everything in a dark red, sticky mess. Inside, the blood will ooze down the walls. Any living, nonevil creature in the area of a rain of blood must succeed a FER CR - 3 or lose 25% of his fighting abilities until the rain fades. Duration: 2-12 turns. Area: 100 sq. yards per MKL.

## Level 10 Black Magick

The spell in this section is at casting level 10 and BMR 10.

**The Kiss of Death:** The person kissed by the Magick User dies a sudden death. The only mark on the corpse is the black imprint of the caster's lips.

## Level 11 Black Magick

The spell in this section is at casting level 11 and BMR 10.

**The End of Time:** As for the spell "Horsemen of the Apocalypse" except that the Four Horsemen are summoned together. As a result, the site where the ritual is performed is now called Armageddon and is the witness of an epic battle associated with the End Times Prophecy between the forces of Light and Darkness. Chaotics (the caster include) and Lawfuls characters are gathered on this battlefield and immediately engage a struggle to the death!

## White Magick



White Magick deals with spells of healing and protection. It is practiced for good purposes or as a counter to Evil. Magick Users of Chaotic alignment will not learn such spells. White Magick draws its power from empathy with others. White Magick is so called because it brings light to darkness, freeing people from their fear of death and disease. All spells must be targeted.

## Level 1 White Magick

All spells in this section are at casting level 1 and BMR 1.

**Cure Light Wounds:** A spell which restores 1-6 points to a character's body and fatigue level. It may be received once per day.

**Purify Water:** A spell which will make spoiled or poisoned water usable for 1-6 people.

**Soothe the Ferocious Beast:** The animal takes no interest in the caster as long as he continues to concentrate, and do not threaten it. A carnivore treats the Magick User as if he was simply something it does not eat. It retains normal interest, however, in anyone else nearby.

## Level 2 White Magick

All spells in this section are at casting level 2 and BMR 2.

**Armor of stout leather:** The magically "toughens" the recipient's skin against attack as if he was wearing a leather armor. It is proof against all ordinary and magical attacks. Reduce damage according the armor class. This protection is in addition to normal armor absorption of weapon damage.

**Mantle of Borealis:** This spell protects the Magick User from hot temperatures up to 10°F x MKL (base 100°F). A Magick User of MKL 6 can create a Mantle which can withstand 100°F + 60°F = 160°F so that a recipient - ordinary clothing is as comfortable as if it were a mild summer's day. Duration: 1 hour x MKL.

**Mantle of Helios:** This spell protects the Magick User from cold temperatures up to -10°F x MKL (base 100°F). A Magick User of MKL 6 can create a Cloak which can withstand 100°F - 60°F = 40°F so that a recipient in ordinary clothing is as comfortable as if it were an early spring day. Duration: 1 hour x MKL.

**Unseen to Faeries:** A spell similar to a 'Cloak Self' Illusion spell, except that it cloaks the caster from the sight of the Faery Folk. The spell can be extended to other but at a cost of 1-6 Fatigue Points per person. Duration: Time Factor.

## Level 3 White Magick

All spells in this section are at casting level 3 and BMR 3.

**Circling Winds of Protection:** This spell surrounds the caster with winds that circle at great speed. Since the wind picks up dust and other small, loose objects, the Magick User may be obscured. Melee attacks against the caster are reduced by -15%, and missile or thrown attacks by -45%. Duration: Time Factor.

**Cure Poison:** A spell which will stop the damage from a poison or restores a victim to consciousness and lucid thought. It may be received once per day.

**Heal Broken Bones:** A spell which causes bones to mend temporarily. It must be performed once per week for the time taken for paralysis to heal (10 x normal) to restore use of a limb.

**Soothe Pains of the Beast:** This spell looks much like a ritualistic "laying on of hands" seen in many churches. The caster kneels and press his hands to the wound while reciting a quiet incantation. The animal touched recovers 11-16 points to body and fatigue level.

**Unseen to Lesser Undead:** A spell similar to a 'Cloak Self' Illusion spell, except that it cloaks the caster from the sight of Skeletons and zombies. The spell can be extended to other but at a cost of 1-6 Fatigue Points per person. Duration: Time Factor.

## Level 4 White Magick

All spells in this section are at casting level 4 and BMR 4.

**Deflect Missile:** A telekenetic effect that wards off missiles (arrows, axes, javelins, rocks, etc. but not magical missiles like lightning or fireballs) by a mere wave of the hand. On a successful deflection, with a double cost of Fatigue, the missile is caught and deflected back at the one who fired it, with a chance of hitting him equal to his own success chances!

**Cure Major Wounds:** A spell which restores 11-16 points to a character's body and fatigue level. It may be received once per day.

**Release from Agony:** This spell immediately relieves pain or 'Agony of the Damned' Black Magick spell and restores the victim of such magick back to his normal levels of performance. The spell may also be used to block all ordinary pain for a period of 1 hour x MKL of spell caster.

**Stop Bleeding:** This spell will immediately stop bleeding or dispel 'Bleeding' Black Magick spell. It may be received once per day.

**Wizard's Lantern:** This illuminates an area of radius 10 feet x MKL with magical light the intensity of a bright lantern. The light may radiate from the Caster himself or from an object anyone may carry.

**Cure Deafness:** This spell allows the target to regain hearing.

**Unseen to Monsters:** A spell similar to a 'Cloak Self' Illusion spell, except that it cloaks the caster from the sight of Humanoid Monsters. The spell can be extended to other but at a cost of 1-6 Fatigue Points per person. Duration: Time Factor.

## Level 5 White Magick

All spells in this section are at casting level 5 and BMR 5.

**Shield of Athene:** This creates a shield of iridescent, kaleidoscopic light so bright it hurts the eyes. Reduce the hit probabilities by -20%. The shield has an armour rating of 10 against all attacks, including all magical missiles, and reduces all Critical hit by -10%. It also prevents a successful Bash by any blow whatsoever! The Shield is wielded as if it were an ordinary shield to ward off blows at user's Shield. It deflects the first 9 points of damage from any successful attack. These damage points are absorbed by the Shield's "Body," which is equal to the Magick

**User's Body.** When the Shield's "body" is reduced to zero, the shield vanishes.

**Armor of Guard:** As for Armor of Stout Leather. The magically "toughens" the recipient's skin against attack as if he was wearing a hauberk armor.

**Arcane Cloak:** This is named for its colourful, dazzling appearance, Arcane Cloak sheathes the recipient in its bright amber nimbus. It absorbs 1 x MKL points of ordinary damage.

**Cure Blindness:** This spell allows the target to regain sight.

**Unseen to Evil:** A spell similar to a 'Cloak Self' Illusion spell, except that it cloaks the caster from the sight of people of Chaotic alignment. The spell can be extended to other but at a cost of 1-6 Fatigue Points per person. Duration: Time Factor.

## Level 6 White Magick

All spells in this section are at casting level 6 and BMR 6.

**Regeneration:** A spell which enables the target the ability to regenerate wounds at +1 Body point per turn. The spell can be cast only once per day. Duration: Time Factor.

**Cure Disease:** A spell which will arrest a disease and begin recovery. Recovery time is 2-20 days.

**Quiet the Raging Winds I:** Stops all wind from blowing, leaving only calm air. This spell is not powerful enough to effect winds caused by magick.

**Unseen to Major Undead:** A spell similar to a 'Cloak Self' Illusion spell, except that it cloaks the caster from the sight of Mummies and Vampires. The spell can be extended to other but at a cost of 1-6 Fatigue Points per person. Duration: Time Factor.

## Level 7 White Magick

All spells in this section are at casting level 7 and BMR 7.

**Regeneration:** A spell similar to a 'Regeneration' Legend Lore spell.

**Quiet the Raging Winds II:** A spell similar to a 'Quiet the Raging Winds' White Magick spell, except that winds caused by magick are effected.

**Unseen to Lycanthropes:** A spell similar to a 'Cloak Self' Illusion spell, except that it cloaks the caster from the sight of Lycanthropes. The spell can be extended to other but at a cost of 1-6 Fatigue Points per person. Duration: Time Factor.

## Level 8 White Magick

All spells in this section are at casting level 8 and BMR 8.

**Vitality:** A spell similar to a 'Vitality' Legend Lore spell.

**Unseen to Greater Undead:** A spell similar to a 'Cloak Self' Illusion spell, except that it cloaks the caster from the sight of Wraiths. The spell can be extended to other but at a cost of 1-6 Fatigue Points per person. Duration: Time Factor.

## Level 9 White Magick

All spells in this section are at casting level 9 and BMR 9.

**Armor of Preservation:** As for Armor of Stout Leather. The magically "toughens" the recipient's skin against attack as if he was wearing a full plate armor.

**Remove Curse:** A spell which will dispel any one Curse or Evil Sending.

**Unseen to Demons:** A spell similar to a 'Cloak Self' Illusion spell, except that it cloaks the caster from the sight of Demons. The spell can be extended to other but at a cost of 1-6 Fatigue Points per person. Note that 1-6 extra Fatigue Points are also required for each target of Alignment 1-2 to cloak. Duration: Time Factor.

## Level 10 White Magick

All spells in this section are at casting level 10 and BMR 10.

**Regenerate:** The Magick User can literally regenerate a severed finger, toe, hand, foot or limb or he can remove a scar, disfigurement, etc., in 21 days by casting this spell three times per week for three weeks. He may do research at this time, learn spells, etc., but cannot cast magick on the days he casts the regenerative spell. If circumstances require him to cast any other spells on regenerative spell days, the regeneration ends at that moment.

**Call for an Angel:** A spell similar to a 'Summon Angel I' Summoning spell.

## Demonology

The summoning of Demons is a traditional practice of Magicians. Demons possess great knowledge and power which the Magick user may be able to "command" a Demon to use on his behalf. The practice is fraught with peril, however, as a mistake could result in disaster. Also, the Church frowns on Demonology and will react violently whenever Black Magick is involved. Magicians of the Minor Arcane, Major Arcane, and Mystical systems of Magick are able to summon Demons as experience factor 15 (150,000 experience points). Natural Magick Users deal with Totem Spirits and rarely become involved in the practice of Demonology until they summon the Great Totems (Levels IX to XI). See chapter "circles of summoning".

Demons are ancient beings, and most keep in close contact with earth's cultures and disciplines; thus, demons are vast storehouses of knowledge and skill. Their most frequently consulted knowledge is that of earth's current, past and future languages, but almost any common or obscure knowledge may be possessed by demons, and they are able to teach all manner of physical and magical.

Certain powers and defenses are inherent to all demonkind. Demons never become Fatigued, never need to sleep or breathe, and can comprehend any human language. Furthermore, most are immune to damage from fire, and none are affected by spells which cause decrepitude, aging, disease, virtuous behavior or compassionate emotions. Illusion or Command spells do not affect demons at all.



## The Infernal Origin

The first race created by God was the race of angels, and the first angel was Lucifer the Light Bearer. Lucifer was put in charge of the newly made Earth, and he grew very fond of this territory, with its excess of matter. However, Lucifer was not first in the eyes of God. That honor was reserved for the Word of God, the Logos which made God's designs manifest in the universe. Lucifer was proud of his position and felt that he alone deserved God's foremost love. Thus, he became jealous of the Word, and denied it. By denying the Word he denied God, and through his act of choice Lucifer turned to evil of his own accord.

The other angels were not all steadfast in their adherence to God's ways either. Seven angels in particular, among those whom God had created prior to all others save Lucifer, were quick to throw in their lot with the Prince of the Earth. A plan for a great Revolt in Heaven was devised by Lucifer, and these seven angels agreed to be generals in the army of darkness. Among their other feats, these seven helped Lucifer create a new doctrine against the Word. The doctrine's primary tenets included the Seven Deadly Sins, which have plagued mankind since civilization began.

The force recruited for the Revolt was surprising in its number and content- the angels who opposed God's vision were many, and included members from all ranks in the angelic hierarchy. Inspiration for such widespread revolt arose from God's insistence on creating a race with free will. From their birth, the angels, although only sparks against the Divine Emanation of God, had perfect understanding of the Lord and the universe. Thus, none of God's plans were hidden from the angels, and their responses to those plans forever determined the angels' alliance in the revolt. Many were angered by the creation of yet another race with freedom, so many allied against the Lord.

Even "today" in the Divine scope of time, angels new to the universe must reflect upon their beliefs and choose to follow good or evil. This moment is known as the moracula, or time of decision. Lucifer watched carefully the results of each moracula during the recruiting of his forces. It was then that he added souls, one by one, to his army, as other members of the first race found themselves among the depravati angeli.

Though it had considerable following, the army of evil was defeated and its supporters cast out of Heaven by the victorious beati angels (angels whose moments of decision had found them eternally loyal to God). Even Lucifer was defeated in the war. Indeed, the archangel Michael used his great sword to cut Lucifer down in single combat. With his wings afire, the Prince of the Earth fell spiraling out of Heaven.

Lucifer's Fall took him past Earth into a new realm of eternal fire

and damnation called Hell. The force of the Fallen's impact, as he burrowed through the earth, caused a region on the opposite side of the world to thrust outward. In time this realm would be known as Purgatory. Lucifer had Fallen to Hell and was joined by the rest of his army. However, God did not yet choose to make this realm the angels' prison. The Fall was initially an exile from Heaven, and the fallen were permitted to roam both Earth and Hell without hindrance. The Prince of Earth had not lost his post.

Lucifer used this free run of earth to his advantage. He became the Great Adversary to God's new race of creatures--an inferior race of dust and clay, but given the most precious breath of life by the Creator. This race was to partake of their immortality of Heaven while the Fallen Ones were denied it, left to a realm of death and eternal fire. The resulting envy the devils felt for mankind was immense; their hatred was without bounds. To appease this hatred, as it says in the Book of Genesis, a serpent entered the Garden of Eden and convinced Adam and Eve to eat of the forbidden fruit.

For their presumption, the ancestral man and wife were cast from the Garden and left to a life of toil and hardship under the Devil's shadow. They were left in the realm of matter, which the Light Bringer had steadily warped and corrupted into mundus infernus during his stewardship.

By tempting mankind into corruption Lucifer overstepped his bounds. His exile was transformed to an imprisonment of his evil soul in the deepest center of Hell, bound in chains and ice at the point of the universe where Time weighs most heavily. God also spoke to Lucifer about the new relationship between the Prince of the Earth and mankind, saying of man: "He shall bruise your head, and you shall bruise his heel." God also said, "Dust you shall eat." Ironically, as man is a race made of dust, this proclamation proved a profound insight into the relationship between man and Devil in ages to come.

For their part, the remaining depravati angeli were left for a cure to interact with man. The result was a great spread of evil which threatened to consume every human soul, leaving none for the grace of Heaven. In response, God subjected earth to the Great Flood, which is spoken of in the Old Testament. No longer willing to let the depravati roam the world, God chose to cast them also into the pit of Hell with Lucifer. Thus did the Revolt finally quiet, with the depravati imprisoned in Hell, the beati vigilant against them, and the bodied-souls left to live in a world warped by the Devil and still under his evil influence.

## Social Interaction

**D**evils are ultimately loyal to the Prince of Darkness, if only because it is in their nature to act according to Lucifer's wishes. However, in the short term, devils are fractious and acutely competitive. They vie for power with their brethren, seeking to become first in Lucifer's eyes and to increase their influence over all of Hell's inhabitants. The roles of Master and Slave, dominance and submission, are deeply ingrained in the culture of devils. These roles form the foundation of the vast hierarchy which guides all Infernal politicking and aggression, and these roles justify the abuses devils enjoy inflicting upon one another.

Just as one devil can harm another, so wars can be fought within the bounds of Hell's hierarchy. Indeed, although devils are ultimately loyal to Lucifer, utter chaos is expected and accounted for in the malefic regime. Lucifer would no more try to stop his children from fighting than he would have them exhibit Godly virtues. In the end, the Dark One understands that power commands respect. Whereas a greater devil might be able to dominate a lesser, Lucifer holds the greatest power in Hell and thus can dominate all. Brute force and oppression are the bywords of "order" in Hell.

As previously explained, government in Hell is largely modeled on the feudal system. However, whereas the mundane model is based on the relationship between lord and vassal, in which duties and obligations are exchanged, the Infernal model is based more on that of master and slave.

Still, many foundations of feudal systems are maintained in Hell. Titles such as duke, count, earl, chancellor and marquis are in common usage. Whether such titles have genuine meaning is another story. A devil's echelon of power is only one factor determining its influence. Other significant factors include the layer of Inferno on which the devil holds domain, the influence of its liege, and the devil's status in the Tally of Souls. These factors create a great number of permutations and gray areas in the practical hierarchy of infernal influence. As a result, no devil is truly certain of its ranking against others, save when one devil, like Lucifer himself, is clearly superior. Given the nebulous nature of true power rankings, Machiavellian intrigues are common throughout Hell, as demands for retributive or punitive measures can rarely be substantiated by rank.

## Hell's hierarchy

**W**hen the angels of the Revolt were trapped in Hell by a vengeful God, they comprised a chaotic mob of individual entities, each fighting for survival and territory. Since the angels were inherently different from each another, having been created by God with roles specific to the angelic hierarchy, a pecking order developed which mirrored the original hierarchy of Heaven.

Thus, the earliest Infernal society was an imperfect copy of the Divine model. Lucifer was a lesser leader than God, without God's power or the loyalty He engendered in His subjects. The fear of

another revolt, and the fact that Lucifer's goals and perceptions lacked God's omniscience, led to changes in Hell's initial social structure. These changes were also spurred by the arrival of the Watchers.

## True Names



ll demons have common names by which they are known; these names serve the same mundane functions as those belonging to mortals. In addition to common names, all unique demons have True Names. These are not mere appellations used for convenient reference. True Names are syllables that evoke the deepest nature of the Infernal entity, names replete with arcane significance and able to form a mystic connection between a demon and the one who speaks its Name.

A True Name is a demon's greatest secret, etched in runes of the Dark Tongue, concealed from mortals and dark angels alike. The power of the Name is more encompassing than a mere Magick phrase used to cast a spell. Knowledge of the Name makes even the most powerful devils vulnerable to those who know it. Many Summoners theorize that this goes beyond any directives issued by the Watchers, and is in fact the angelic name possessed by a devil before its Fall. According to such a theory, uttering the Name causes a demon great pain because it reminds the demon of God's grace and what it lost by leaving Heaven.

A few Summoners believe True Names are really just an element of the Secret Names, an ancient system of magical power practiced to a limited degree by Kabbalists. These Secret Names are said to be God's very own tools. Since Secret Names were created for God's use, True Names of demons are perceived as minor magics at best.

Whatever the nature and origin of True Names, they hold genuine power over the depravati. There are only a few known ways to learn a demon's True Name: to find a Hell tome or other text of the Dark Tongue in which the subject's Name is impressed.

True Names have such great power that even when one is used against its bearer, there is an additional torrent of energy which affects everyone in close proximity to the Summoner, human and demon alike. When a True Name is uttered, the effect upon listeners could be very similar to that experienced by viewers of a demon's visual form. Some names even affect the environment, causing darkening of the sky, claps of thunder or horrific floods (for demons of very deep echelons). When a True Name is uttered, it is experienced rather than heard. Note that it is impossible to glean a demon's Name simply by tearing another Magus speak it aloud. The name must be taught or learned in slow stages.

True Names may only be written in the Dark Tongue, the script of the Infernal realm. Such a name is inscrutable when merely seen on paper for a short time. To truly understand the name it is necessary to first know the Dark Tongue and then, over many months of study, work out the layers of meaning behind the word Hermetic practitioners may effectively approach the problem "from the side," working their toward understanding the significance of a Name through more conventional research.

In any case, the Name may not simply be written down or copied. Such a translation turns the true meaning of the word into gibberish. Rather, a True Name must be "impressed" upon the page, made a part of the page itself through an extension of the impressor's own true self.

## Soul versus Spirit



t. Thomas Aquinas believed that when the Form of the soul was reflected down from Heaven to earth, that reflection included a body as an inherent part of its composition. Use of the term spirit as opposed to soul differentiates between inferior substances and the superior human soul, or anima. The soul is the immortal, Heaven-based substance which composes the core of a human entity. The spirit, on the other hand, is an inferior, earth-bound substance which does not partake of immortality in God's realm.

Humans have souls and spirits. The spirit is closely linked to the mind and acts as a bridge between body and soul. The spirit is what accounts for certain apparent contradictions between human experience and humanity's place in the universe. For instance, how does starvation of the body aid the soul? Bodily starvation puts the mind/spirit mechanism in a state that allows it to effect a change toward faith in the soul. How can a Magus sell his soul to a devil just by written agreement? He is, as a living, sentient body on earth, capable of affecting the state of her soul by the overt action of writing, in combination with mental spiritual acquiescence. (Of course, the devils of Hell also play a role in luring the Magus into their trap, but cannot actually force their prize from him.) Thus, spirit forms the bond which ties body and soul, allowing the two to influence each other on Earth. It is only through death, or the willing disposal of the soul, that the connection between body and soul is broken and the soul is liberated, whether to find reward or suffer eternal damnation.

A soul may not exist on earth without an accompanying body. Human beings living on earth are known as "bodied-souls," and in this realm of matter it is the body which keeps the substance of the soul from fleeing to Heaven, Hell, or Purgatory--the only three places where a soul may remain without a body.

Spirits, however, have a different fate. Spirits are manifestation of life force which have their origin on the Sphere of Earth. As such, they may exist most freely on earth, but are limited in the way they may manifest in Heaven and Hell.

## Devils Versus Demons

**D**evils with human souls and spirits, here is a case where a distinction exists between two ostensibly interchangeable terms. The dichotomy exists between those understood as devils and demons. Simply put, devils are fallen angels. They are divinely composed yet evilly warped souls cast into the pit of Hell, there to remain until the end of time. In contrast, demons are evil spirits which wander the earth (or Hell), causing mischief and strife. This separation of devil from demon validates the belief that Infernal beings lurk behind every misfortune in the world, while at the same time residing in Hell to torment sinners.

Most fallen angels, or devils, have souls and spirits as do humans. This similarity arises because true devils are usually thoroughly corrupt humans risen to the status of Infernal angels. As Infernal angels, these former humans retain both seal and spirit because of the inherent corruption of both. On the other hand devils created before the material world existed do not initially have spirits. However, they can come to possess them. A single Infernal entity can thus be termed either devil (if acting in Hell with its soul) or demon (if its soul goes into stasis while its spirit acts on earth).

While devils themselves do not have bodies, demons (the spiritual projections of devils) may take corporeal form.

Devils possess both souls and spirits, but some Infernal beings possess only spirits. These evil creatures are purely demonic and lack proper "citizen" status in Hell. Such demons can either exist full-time on earth (due to exile or their origin), or can exist full-time in Hell if given bodies (spirits cannot reside in Hell if they don't have either body or soul to keep them company).



## Existence as Entity

**T**he spirit may exist separate from both body and soul, dwelling individually on Earth. Ghosts, faeries and elementals are the most common manifestations of solitary spirits.

Upon the death of the body, the spirit usually travels with the soul. Sometimes the soul can be corrupted by outside influences or can be innately unsound, which results in the separation of spirit from soul as well as body. This orphaned spirit is trapped and forced to wander the earth. Hence, the existence of ghosts.

Faeries, almost by definition, are the manifestations of a greater spiritual power. Faeries do not have souls and thus are not bound to the afterlife. They do not appear in either Heaven or Hell. Indeed, many faeries are so divorced from the soul that any intrusion of it upon their existence, like the sound of a church bell calling the pure of soul, literally immobilizes them. However, their lack of souls renders faeries immortal beyond the bounds of the physical.

The power of the Earth-spirit is likewise demonstrated in the existence of elemental beings. What is an elemental creature but the embodiment of the world and its realms? Though certainly composed of matter, these beings cannot accurately be accused of having genuine bodies, for what being can truly claim air, sea, ground, or flame as its body?

Elementals are likewise devoid of souls. Although the world as a whole bears a greater soul, the composite of the souls of humanity, the Earth as a physical object bears no soul of its own. Yet elementals are living creatures of this world, so must themselves be without souls.

Although elementals are creatures without true bodies or souls, but that nonetheless exist, there must be some force at work within them that keeps them alive. That force is spirit. If spirit is the energy which provides faeries with individuality and the capacity to thrive without body or soul, as elementals thrive, so too does spirit thrive in elementals.

There are certain intelligent animals that possess true sentience, however. These creatures are not truly of the animal category in cosmological perspective; they possess souls along with their animating spirits. Such possession of souls may come from many

means, but as sentient beings these creatures are able to understand and devote themselves to a faith, either holy or unholy, and it is that sentience which indicates their souls. These creatures are like humans, then, with body, soul and spirit.

## Summoning Devils

**D**evils, as individual entities, exist only in Hell. Their sentient yet warped emanations of Divine Light can be thought of as their souls. Unlike humans, devils have no bodies; their souls are their primary components of individuality. However, many devils, though bodiless, have spirits as well as souls. Despite popular misconception, a devil can never rise up to Earth, but its spirit suffers no such constraint. When a devil is contacted and asked or forced to come into a summoner's presence, its spirit is summoned to earth. That spirit is termed a demon.

When a summons occurs, the devil's soul in Hell is typically forced into a deep stasis until its demonic spirit is released from service. Despite the call to slumber, especially powerful or knowledgeable devils have resources which still allow their souls limited powers of action.

If a demon-form is ever banished or destroyed on earth, the related devil-self remains in stasis for a period of time, despite the reunion of parts. This "banishment stasis" is usually so potent that even those devils who could manage independent action while spirits were absent are now forced to slumber.

For practical reasons, a demon summoned to earth can be considered the very same intellectual entity as the devil which resides in Hell. The demon has the same personality, knowledge, and experience as its devilish counterpart.

## Demons in the World

**W**hile Hell is the devils' battlefield, earth is the demons' chaotic playground. The only directive applied on earth, for all demonkind, is the corruption of that world and its inhabitants. This is probably the only rule actually obeyed by any demon or devil, on earth or in Hell. Even demons exiled to or abandoned on earth follow the conventions of their distant society. Indeed, Infernal alliances and enmities can follow a demon on its journey to earth.

The chaos of earth is also demonstrated in its Infernal organization, or lack thereof. Where Hell is divided into domains, manors and estates, earth has no Infernal territories. Each demon on earth tends to be an isolated loner unless working as an agent of some other power. This other power might be a superior demon or it might be an Infernal ally of some kind. otherwise, earth is open to whatever harm demons can cause; no one demon has claim on any land.

While this free-for-all is the most common modus operandi of the mundus infernus, a few more formal Infernal societies have developed on earth and instituted their own rules. These societies might be called cults; they are formed by demons who operate within a common bond. The existence of these groups creates considerable intrigue on earth. The information that follows presents the lines along which demonic groups can form on earth.

There are two distinct classes of demons in the mundus infernus: major (or greater) and minor (or lesser). Summoners are also aware of these classes and use the terms themselves. This two-tiered system is only the fundamental basis by to classify demons; there are other more detailed classifications in use by various wizardly and scholastic groups. These other classifications are human conventions, though, and do not alter the true nature of demons in the world.

## Major/Greater Demons

**E**ach greater demon has a unique appearance and a long personal history. All greater demons possess True Names by which they can be bound. Almost all major demons have their own souls awaiting them in Hell.

When the demon's physical body is slain or its Might is reduced to zero, it suffers the equivalent of "banishment" for a period of time if it has a soul. The demon may later return with powers and memory fully restored. Should a greater demon break free of control during a summoning, it may take both the body and the soul of the unlucky sorcerer back to Hell.

As mentioned above, demons who are familiar with the current political situation in Hell usually continue to operate along factional lines. They may even perpetuate Hell's wars and intrigues on earth. Some greater demons try to establish earthly domains for themselves and thereby gather demonic retinues, but without the force of the Watchers' Laws there is no group cohesion. Earthly domains require more effort to maintain than the status they afford, so most greater demons stick to the nomadic life, or a life of dormancy. Some demons even try to develop human retinues of worshippers and allies, but these tactics are Infernally frowned upon as far from subtle.



## Minor/Lesser Demons



Minor demons lack most of the features described above for major demons. Lesser demons are most typically those evil spirits generated by Lucifer when he warped the material world to evil, before and after the Revolt.

Lesser demons are generally concerned with specific humans and the development of human societies, as opposed to greater schemes. Lesser demons have no resources to create domains for themselves, and no designs beyond peripheral involvement in the Infernal political scene. These demons are sometimes mistaken for particularly vicious members of the faerie Court. These are the demons of the common man.

Minor demons almost never have True Names, and those exiles who possess personal souls are ignored by the Watchers as a put of their punishment. The Magick User who fails his summoning of one of these creatures risks only his body, not his soul.

Demons of this caliber are poorly suited to carry out subtle plans or complex tasks, and need greater supervision. It is not possible to make a Cardinal Pact with Minor demons.

## Words of Command



Few Magick Users possess spells of command of great power. Great Command, and Words Commanding Air, Earth, Fire, or Water will exact instant and complete obedience from level I to VII Demons. When used to "bind" such Demons, there is 100% chance of a success.

**Level I Demons:** Gargoyles are the most commonly depicted monster in medieval art and architecture. They are guardians of important places and attack all unauthorized intruders. Their form is vaguely human, but grotesquely misshapen and often reptilian or demonic in over-all appearance. Their aspect is usually terrifying to behold. They can have one or two horns (or no horns), beaked heads, bat-like faces, wrinkled snouts, flattened muzzles, goat-like beards, scales, leathery-looking hide, feathers, dragon-like wings, feathered wings, no wings, clawed or taloned hands or paws, clawed, taloned, or webbed feet, or even fish fins. When active, their eyes glow a baleful red, like sullen coals, and their gaze seems to pass right through mortals.

Gargoyles originally lived among ancient ruins and in caves, and it was only later that some began to inhabit the windy heights of great stone structures like cathedrals and castles. During the day, they sit in high, virtually inaccessible places, often hunkered with their knees drawn up and their arms or paws around their legs; however, some sit perched, looking ready to leap into the air. They appear as brooding, watchful statues by day, but at night, during rainstorms, or whenever they are in darkness away from the sun, they become capable of motion.

When dormant, distinguishing a genuine gargoyle from one of the many stone statues of such beings that decorate buildings is virtually impossible. Although capable of Magick when active, there is nothing magical about their dormant forms, nor are they "alive" in any sense that is detectible by magical means. Though gargoyles are Astral beings, their supernatural nature is detectible only when they are active. In their dormant form, their bodies appear to be, and are in every way, stone statues.

Their spirits are somewhere far away on the Astral Plane. It is sheer folly for anyone to think to conceal themselves and watch for a gargoyle to become active in the night, for there is no more vigilant sentinel than a gargoyle. They detect such curious observers with ease. Immensely long-lived, they are patient beings, who will outwait any who think to catch them in an unguarded moment, taking wry pleasure in turning the tables on such silly mortals.

Despite their ferocious appearance, gargoyles are benign beings who prefer to remain apart from mortal affairs, devoting their time to contemplation and the guarding of sacred places. Although many ignorant and superstitious people see them as demons, they are, in fact, so hostile to demonic beings that they will attack them on sight.

Though they are among the most formidable of enemies, if one is so fortunate as to get a gargoyle's attention and win its trust, it can be helpful in many ways. Be forewarned: these clear-sighted beings read character with unerring accuracy, and will instantly detect the truth of one's intentions.

All gargoyles are inherently just in nature and react with ferocity and great cunning to anyone trying to trick, manipulate, or coerce them into doing something that they do not wish to do. In such matters, which apparently touch upon their personal sense of honor, gargoyles are even more implacable than demons, and will not rest until they have punished the offender.

Gargoyles are able to draw away negative thoughts and feelings to relieve someone of depression and despair. This can be of great use to one whom a gargoyle has befriended, as it not only cures them of any tendency towards depression, but makes them incapable of failing a Morale check, so long as the gargoyle has aided them in this fashion within the last week.

Gargoyles possess ancient spiritual knowledge and a profound command of historical and geographical lore, and are excellent teachers. When tutored by a gargoyle, the learning time for acquiring basic knowledge in these skills is cut to one-quarter of normal, and at the end of the lessons, one always finds that he has learned well.

Some gargoyles have voices that sound as if they were coming from a

very deep well or from far inside a cavern; others have a gravelly quality, while still others have a curious gargling or gurgling tone. However, the sound is illusory, for all gargoyles actually communicate telepathically, rather than by the spoken word. At close distances they use Mind Speak, which causes them no loss of Fatigue. Even at longer range they suffer very little fatigue loss. They can Mind Link and Group Link with each other at no added fatigue, but they must expend FP to link minds with members of other races.

If one can attract a gargoyle to one's residence--which must have a high place--it may consent to be the guardian of the home against evil and intruders in the night. This is very rare for Greater and Lesser Gargoyles, who prefer the high places of sacred buildings; however, a Least Gargoyle may do this if the owner is honest and good at heart.

Few beings can move as swiftly as gargoyles. Most gargoyles can fly, but even those who can not are fleet of foot but and can jump great distances both horizontally and vertically. They are consummate climbers and can cling to the sheer face of a wall or a cliff, ascending or descending at their Double-Time speeds on the ground without missing a hand or foothold. Possessing natural Arcane powers, gargoyles are capable of teleportation and astral travel.

The fighting prowess of gargoyles is legendary. They have great strength in their taloned hands. They delight in close combat, where they can get their claws on an enemy and literally tear him to pieces, but they can also employ weapons, usually of the heaviest kind.

Gargoyles are practically fearless, and with good reason; their bodies can absorb incredible punishment, having the hardness and durability of the stone that they become in daylight. Fire will not harm them. Not even Magick can easily touch them, as they are resistant to it and have knowledge of the most powerful of Warding spells, which they activate in the presence of any mage. There is also their fearsome aspect, which is enough to inspire Fear or Demoralization in most enemies.

Gargoyles emanate FEAR, requiring all Characters to check morale at FER CR-2 per turn they are within 50 feet of an operating Gargoyle. When at rest or guard, Gargoyles resemble stone statues and usually find high places on which to perch. In combat, they receive only 1/2 damage from ordinary weapons and cannot be harmed by fire. Magick Fire and magical weapons do full damage:

DEX = 16	Height = 6'6"
CON = 18	Weight = 500dr.
STR = 21	CC = 2500dr.
WIS = 13	Fly = 240' per turn
INT = 12	
BAV = 6	
APP = 1	
CHA = 0	
ALI = 20	

Gargoyles are immune to spells of Illusion or Command unless cast by an Adept of the Second Circle.

<u>Body</u>	<u>Fat.</u>	<u>Move</u>	<u>armor</u>	<u>\$Hit</u>	<u>\$Dodge</u>	<u>Attack</u>	<u>Mode</u>	<u>Bonus</u>	<u>Exp.</u>
75	35	60/1505		+50%	-40%	4x	WDF MLC 3 claws (+4 blows)	4500	
				+40		3x	WDF MLB 3 fangs		
				+20%		2x	WDF MLH 7 horns		

**Level II Demons:** "Imps" are small Demons with modest fighting abilities. Their behavior is wild and uncontrollable, much the same as fairies. Imps are the familiar spirit servants of witches and warlocks, where the little demons served as spies and informants. Though often he is typically a black cat, lizard, toad or some other form of uncommon pet. This seeming gift is simply another demonic ploy; the imp is charged with making sure that the mage's soul comes to Hell, and it will let nothing interfere with this, not even the commands of its alleged master.

During the time of the witch hunts, supernatural creatures such as imps were sought out as proof of witchcraft.

In their "natural" form, Imps appear as short, potbellied humanoids, with twisted limbs, clawed hands, bat wings, and hideous faces, complete with fangs and a short pair of horns; they carry a faint reek of sulfur with them wherever they go. Imps wear no clothing and rarely carry weapons, although they will scavenge any nearby battlefield (after the battle is over, of course) for daggers or short swords suited to their diminutive stature.

Imps are the scouts and spies of Hell, and are rather intelligent, apart from their innate craftiness when in pursuit of mortal souls. Their modest arsenal of spells serves to keep them safely at a distance from their foes, which is just how the imps like it, as they are utter cowards when it comes to combat. Given the treatment that imps receive from other demons, they have developed cowardice to a virtual art form. An imp will never face anyone in fair combat; if they must close to hand-to-hand distance, they will strike from behind, or from ambush in some way.

Imps have no society; their miserable lives are totally consumed by the pursuit of mortal souls. Although they may possess a number of skills, no imp can possess a skill allowing them to create (except for weaponsmithing); like all demons, imps are dedicated to destruction.

Imps must obey the orders of any other demonic type, including the Malebranche and Demon Warriors, who are actually less intelligent than they are; as the imps resent this (as well as the tendency of other demons to use them as living pin cushions), they will always try to subvert their orders by following the letter, rather than the spirit, of what they have been commanded to do. Imps evince a similar evasiveness when controlled by mortal mages, although they are generally too weak to avoid the commands that they are given

for long.

They know 7-20 spells, but not Ancient Lore or Basic Magick. As soon as 7 spells have been cast, an Imp will depart. If "bound" in a confining device, such as a bottle, they will perform 3 spells once per day, checking to see if they can escape. Spell level: 1 to 4, with a PMF of 25 at MKL/4. Imps can change to man-size for combat, with ordinary weapons doing only 1/2 damage to them. They cannot be harmed by ordinary fire. Magick Fire and magical weapons do full damage:

DEX = 20	Height = 5'10"
CON = 16	Weight = 200dr.
STR = 18	CC = 600dr.
WIS = 15	Fly = 350' per turn
INT = 14	
BAV = 8	
APP = 1	
CHA = 0	
ALI = 20	

Imps are immune to spells of Illusion or Command unless cast by an Adept of the Third Circle.

<u>Body Fat.</u>	<u>Move</u>	<u>armor</u>	<u>\$Hit</u>	<u>\$Dodge</u>	<u>Attack Mode</u>	<u>Bonus</u>
						<u>Exp.</u>
50	26	60/1505			4x WDF MMC 2 claws (+4 blows)	4000
					2x WDF MMB 2 fangs	
					Weapons : PCF/20	

**Level III Demons:** Malebranche are the most common of all the demonic types, and they are what the common man thinks of as the "typical" demon: nearly man-sized, thin-bodied, scaled, and clawed, with long, pointed tails, strong, emaciated-looking limbs, hideous faces, sharp fangs, and an assortment of horns on their ugly heads ("malebranche" means "evil-horn"). They wear no clothing, their thick skin serving as efficient armor, and will always carry at least one weapon, although they often abandon their weapons in the heat of battle, reverting to the more primitive, but equally effective, fang and claw.

The unintelligent and unmagical Malebranche are the rank-and-file soldiers of Hell, serving to flesh out the numbers of the demonic host. They have little individual initiative, except when tormenting the imps, the only demons weak enough for even the Malebranche to push around. Malebranche are incapable of command, even if the hierarchy of Hell allowed such a thing; instead, they serve in units led by Demon Warriors (occasionally) or Demons of Fire (far more often). Malebranche make deadly warriors; despite their lack of intelligence, and their inability (unique amongst the demonic types) to master even the simplest of spells, they are strong, hardy, and deadly with their chosen weapons. A troop of Malebranche will cut through all but the finest of human troops like a heated broadsword through butter.

Malebranche have nothing resembling a society; sexless, skillless, and generally clueless, they exist solely to fight the battles that their demonic superiors order them to, with the occasional gathering of a mortal soul on the side. Malebranche are probably the safest of all the demonic types to summon (in fact, they will often not even bother to resist the Summoning spell that calls them), as their lack of intelligence makes them unlikely to easily pervert the commands that they are given by a mortal mage. However, remember that even the Malebranche have the innate demonic cunning when it comes to tricking mortals into giving up their souls; many a mage has been caught just when they began to trust in the stupidity of their Malebranche servitor.

Should a Malebranche possess a mortal, they will use the mortal's body to wreck random havoc in the world, until it is slain. Unlike the other demonic types, they evince little subtlety when in possession, and their intense dislike of things holy often trips them up before they can truly finish enjoying the torturing of their victim.

**Level III Demons:** Balrogs are primordial spirits of fire that had allied themselves with Melkor in ancient times, and became the most feared of his servants. Before the beginning of the First Age of Middle-earth, a Vala named Morgoth followed a path of pride that led him into darkness. Before Morgoth became a Dark Lord, he persuaded many of his fellows to join his service. When he fell, they fell with him. The greatest and most terrible of these became the Balrogs. Forsaking their fair forms in the early days of Middle-earth, Balrogs became the embodiment of wrath. During the First Age, they were the captains of Morgoth's armies and the generals of his hosts. At the end of the First Age, the Dark Lord of Angband fell, and all but a handful of Balrogs fell with him. Those few that survived the destruction hid themselves in the deep places of the earth, waiting for the day when someone would awaken them and they could once again harrow Middle-earth.

The Lesser Balrogs are terrifying winged creatures, humanoid in shape with leathery wings with a tail that extended their height. A Balrog (Sindarin for "Demon of Might"; the Quenya form is Valarauko, Valarauco' or Valaraukar) is a tall, menacing being in the shape of a Man, and a very intelligent creature having control of both fire and shadow and with a fiery whip of many thongs (Gothmog, the Lord of Balrogs in the First Age used an Axe). They are spirits of fire - their hearts are of fire and they often carry whips of flame. Balrogs induced great terror in friends and foes alike and could shroud themselves in darkness and shadow. They are not engulfed in flame. They are, in fact, characterized by darkness, and the fire connection is internal rather than external, although Durin's Bane, the Balrog that appears in Moria breathes fire from its nostrils. Only one will serve a Magick User at any one time. In any given situation, Balrogs attempt to rule unless someone greater forces them to become his vassal. Whenever they are free to exert their will, they become tyrants. They gather servants (usually Orcs) about them, elevate the most powerful ones to the status of lieutenants, and rule their domain with an iron fist. They know no spells but can self-immolate on 1-20%, their flaming

bodies delivering 1-20 points of damage and a 1-20% chance of igniting flammable materials when they make a successful body "bash" or grapple with an opponent.

#### POWERS

Balrogs cannot be harmed by ordinary fire or weapons. Magick Fire and magical weapons under +3 do only 1/2 damage.

Cloaked in Darkness: Deep shadow surrounds the Balrog like a cloak of darkness. All non-magical light within 30' of it is extinguished or dimmed, and anyone caught within this darkness is treated as being within semi-darkness, with all their Combat skills becoming Difficult.

Heart of Fire: At the Balrogs heart is a fell power of fire. Most of the Balrogs were Maiar who were spirits of fire. As such living flame courses over every surface of a Balrog body. It may Kindle Fire (as per the spell) with only a touch. Any creature or object in contact with the Balrog suffered 3d6 hit points of damage per combat round due to fire. If a character is in contact with the Balrog (for example the Balrog grasps or grapples the character), then their hair and clothing may catch fire as well. A successful POW x 1 roll avoids this. In addition, due to the smoke and heated air emanating from the Balrog, anyone within melee combat with a Balrog will be subject to the Choking, Drowning, and Asphyxiation.

Magick Spells: Balrogs know all Black magick spells.

Overwhelming Presence: The sight of a Balrog is frightening, to say the least. Legolas cried out in fear and dismay when the Fellowship encountered Durin's Bain within Moria. When a Balrog is encountered in close proximity, all Characters to check morale at FER CR-2 when within 50 feet, checking each turn.

Tainted Lair: The innate powers of a Balrog corrupt its home. Vile creatures are drawn to its abode, while good and natural creatures shun it. Anyone approaching the lair of a Balrog will feel unease and may become afraid (natural creatures will become spooked and flee in fear).

Weapons of Flame: A Balrog carries two weapons. The first is an enormous sword-far too big for any man to wield. The second is a many-throated whip. On a critical hit with the whip, a Balrog may entangle a foe. Anyone entangled is braggod off at the mercy of the Balrog.

DEX = 17	Height = 8'
CON = 20	Weight = 750dr.
STR = 22	CC = 3750dr.
WIS = 16	Fly = 300' per turn
INT = 15	
BAV = 11	
APP = 1	
CHA = 18*	
ALI = 20	

\*For those of Evil nature; CHA = 8 otherwise.

Balrogs are immune to spells of Illusion or Command unless cast by an Adept of the Fourth Circle.

<u>Body Fat.</u>	<u>Move</u>	<u>armor</u>	<u>\$Hit</u>	<u>\$Dodge</u>	<u>Attack Mode</u>	<u>Bonus</u>
						<u>Exp.</u>
75	40	60/1808			5x WDF MLC 6 claws (+5 blows)	6000
					2x WDF MMB 2 fangs	
					Weapons : PCF/28	



**Level IV Demons:** Strongest of the common demonic types, Demon Warriors are a nightmare come to life for any mortal so unfortunate as to encounter them. They appear as large, heavy-bodied humanoids, with enormous muscles, taloned hands, fanged mouths, twisted features, and glowing red eyes. Demon warriors usually do not wear armor, as their hide is as strong as sheet metal; they will always carry at least three weapons, usually of greater than mortal size (eight-foot swords, and the like).

Demon Warriors are consummate combat artists, being more than a match for all but the most skilled of mortal fighters, and gifted with magical powers and great size and strength to boot. They live to fight, constantly pressing their superiors to unleash them against anything that moves; however, Demon Warriors are not like Malebranche, in that they will not attack other demons unless either defending themselves, or ordered to do so (such orders would be very rare, indeed). Demon Warriors possess no skills other than those of combat; like all demons, they can not create anything, and

they feel little regret for this lack. The best way to deal with Demon Warriors is to run away from them, as they lack the ability to pursue through the air, and can be outpaced by sufficiently fleet-footed mortals (it is amazing how flect of foot one can become with a Demon Warrior in pursuit!).

Demon Warriors are occasionally given command over small groups of Malebranche in the absence of their superiors. They make adequate field commanders at best, lacking the intelligence for truly inspired generalship. Demon Warriors rarely deign to possess mortals, preferring to destroy them by more direct means; however, they will accurately obey the commands of any mage who can control them, often making them valued servants to the ambitious mage.

**Level IV Demons:** The Greater Balrogs resemble their Lesser Brothers but are larger and far more powerful. Only dragons rivalled their capacity for ferocity and destruction, and during the First Age of Middle-earth, they were among the most feared of Morgoth's forces. They know all spells of Black Magick and 7-20 other spells, but not Ancient Lore or Basic Magick. Spell level: 1 to 6, at PMF 30 at MKL/6. They are otherwise like Lesser Balrogs.

The Greater Balrogs are so fearsome that all Characters experience PANIC, requiring a FER CR-5 so long as they are within 50 feet, taken each turn. Greater Balrogs cannot be harmed by ordinary fire or weapons. Magick Fire and magical weapons under +3 do only 1/2 damage.

Gothmog (Sindarin: 'Dread Oppressor', Gothmog's Quenya name was Osombauko) is the most powerful of all the Balrogs, one of the chief servants of Melkor, who held an authority hardly less than Sauron himself. He holds the titles of the Lord of the Balrogs, the High Captain of Angband, and Marshal of the Hosts. He was the greatest Balrog ever to walk Middle-earth. He is physically massive and strong, he is some 12 feet tall. A wily commander and fearsome fighter, Gothmog was often accompanied by others of his fiery kind, and he had a personal guard of dozens of trolls. Gothmog, like the rest of his kind, carried a fiery whip into battle, but he was also known to have wielded a great black axe, which was feared by elves across the continent of Beleriand. He leads Balrogs, Orc-hosts, and Dragons as Morgoth's commander in the field in the Fifth Battle, Nirnaeth Arnoediad, and slays Fingon, High King of the Noldor. In that same battle, he captures Hurin of Dor-lómin, who had slain his personal guard of Trolls, and brings him to Angband. As Marshal of the Hosts he is in command of the Storming of Gondolin. He threatens to kill Tuor when Ecthelion of the Fountain, a Noldorin Elf-lord, intervenes. Gothmog fights Ecthelion in single combat, and they kill each other.

DEX = 17	Height = 12' to 15'
CON = 20	Weight = 1400dr. to 1800dr.
STR = 23	CC = 7500dr. To 9000dr.
WIS = 17	Fly = 300' per turn
INT = 16	
BAV = 14	
APP = 1	
CHA = 19*	
ALI = 20	

\*For those of Evil nature; CHA = 9 otherwise.

Greater Balrogs are immune to spells of Illusion or Command unless cast by an Adept of the Fifth Circle.

<u>Body Fat. Move</u>	<u>armor</u>	<u>%Hit</u>	<u>%Dodge</u>	<u>Attack</u>	<u>Mode</u>	<u>Bonus</u>
125	45	60/180	9	5x WDF	MLC 6 claws (+5 blows)	10000
				3x WDF	MMB 2 fangs	
				Weapons : PCF/33		

**Level V Demons:** The Great Elementals are the personifications of the elements: As such, each of the Elementals has full knowledge of the Basic Magick spells of its type at PMF 50+, and the volume they may move is 5 times the volume multiplier for ordinary Magick Users.

No elemental can be harmed by ordinary weapons, and magical weapons do 1/2 damage if under +3. The Elementals are immune to spells of Command or Illusion if not cast by an Adept of the Fifth Circle, while the Great Elementals are immune if the spells are not cast by an Adept of the Sixth Circle.

The Lesser Elementals can be bound for a fair duration, but the Great Elementals can be bound for only one service, which must be performed within 22 turns. If a spell is required, only 1 will be cast, plus 1 per 3 MKL of the Magician requesting it of the Great Elemental.

If a Lesser Elemental is destroyed while performing a task, it will be released from its bondage to the Mage and returns to its parent Elemental spirit. A Mage losing an Elemental in this way will be unable to summon another for a period of a year and, if confronted by any Elemental of the same type, will be attacked in revenge during that time. Elementals do not forgive bunglers easily.

Elementals are natural enemies: Earth and Air attack each other on sight, doing full damage plus 1D100% until one or both are destroyed. The same is true of Fire and Water. Elementals of the same type will merge if summoned simultaneously on the same spot, and the Great Elemental will form and then depart with his children, doing whatever destruction that befalls as he leaves the area, but not deliberately attacking anyone unless itself attacked or blocked.

Air and Fire are allied, as are Earth and Water. Such allies attack at their full damage -5D10% when ordered to fight one another. When one is vanquished, the other has a 75% chance of departing. If it does not, it has an 01-20% chance of carrying out further orders from its master, a 21-30% chance of attacking him for giving an order to fight an ally, and a 31-00% chance of

declining further service for a period of 6D6 days as it sulks over the matter.

Any Basic Magick spell of the same type as an Elemental does only % damage to it, Enemy spells (Earth vs Air, Fire vs Water) do full damage + 1D100% damage. Allied spells (Earth vs Water, Fire vs Air) do full damage -5D10% damage.

<u>Gnome, Sylphs, Salamander, Undines</u>	<u>Gob, Paralda, Djin, Necksa</u>
DEX = 10	DEX = 16
CON = -	CON = -
STR = 22	STR = 23
WIS = 13	WIS = 18
INT = 12	INT = 17
BAV = -	BAV = 12
APP = -	APP = -
CHA = -	CHA = 21
ALI = -	ALI = -
Body = 125	Body = 375
Fat. = 11 turns	Fat. = 22 turns
Exp. = 10000	Exp. = 20000
Fear effect FER CR-2	Panic effect FER CR-5

**GOB:** Lord of the Earth Elementals. If bound, he will grant the Magick User the service of a Gnome-like figure who will dwell in a brazier filled with earth and will cast 7 Earth Spells + 1 additional spell per 3 MKL of the Magick User at PMF 50. If GOB is commanded directly, he will assume the form of the maximum amount of material possible for up to 1 hour.

An Earth 'Gnome' appears in the form of a mound of fluid, swirling earth and rock about 8' tall and 5' across at the base, it has two great arms which it uses as Infantry Flaits in close combat. Gob, Lord of Earth Elementals, has similar form but stands 20' tall and is 9', across at the base. Against ordinary mortals, both have bash effects as if they weighed 10,000 dr. and 30,000 dr., respectively.

The terror of warriors everywhere, earth elementals are the most difficult of all elementals to summon and constrain, as they are both strong-willed, and well-equipped to let their displeasure with their summoner be known. Least Earth Elementals appear as irregular blobs of moving earth and stone. Earth elementals are ponderously heavy, and the summoning mage would be well-advised to conjure them in direct contact with the earth itself, as their weight will likely collapse any man-made flooring.

Earth elementals must always maintain contact with the ground, although they can cross streams by passing through the earth beneath them; they can not jump even the smallest of crevices, although they can travel through stone to bypass such obstacles. Earth elementals can be summoned almost anywhere, although there must be at least one surface of earth or stone in their summoning place (a dirt-floored cottage will do just fine).

Earth elementals are utterly dreadful in combat; the blows of their crude fists crush the hardest steel like tin, and can easily shatter the bones of their unfortunate victims. Worse yet, edged weapons that strike an earth elemental are rapidly blunted into near-uselessness by the elemental's stone flesh, thus making it very hard indeed to inflict enough damage to kill the creature. Earth elementals are particularly effective against fortifications, having the strength to tear their way through even the best-made stone walls at the rate of one inch per round for Least Earth Elementals, four inches per round for Lesser Earth Elementals, and one foot per round for Greater Earth Elementals. However, earth elementals are susceptible to attacks involving fire or heat; wise adventurers faced with an earth elemental will create the biggest source of fire that they can, and try to lure the ponderous creature into the flames, where it will slowly be destroyed.

Earth elementals have no social structure that humans can understand. They do mate with one another on some planes of existence, but this rarely if ever happens to elementals conjured by magick; they seem to be the equivalent of unattached bachelors in human society.

GMs should be aware, given their tremendous power, of the one clear weakness of earth elementals: their slowness, and clumsiness of movement. Earth elementals can rarely be outfought, but even a child can outmaneuver one.

<u>Earth Elemental 'Gnome'</u>	<u>Earth Elemental Lord Gob</u>
PMF = 50	PMF = 55
MKL = 11	MKL = 22
Spells = x7/day +1/3 MKL of Mage	Spells = 3 spells/service
Volume = 50 vol. Earth	Volume = 150 vol. Earth
5 vol. Earth Missiles	15 vol. Earth Missiles*
Hit = +10% with Flail Arms	Hit = +30% with Flail Arms
Attack = 7x WDF Flail infantry	Attack = 10x WDF Flail infantry
Blows = 6	Blows = 9

\*Gob's Earth Missiles will be cast in the form of 5 volumes, maximum, so a full effect would be 3x 5-vol. Earth Missiles!

The 'Gnome' has the power of a 10-man battering ram with his Flaits, (mass equivalent 1500 dr.), while Gob has the power of a 30-man battering ram (mass equivalent 5000 dr.).

Missiles like arrows and crossbow bolts, thrown daggers, axes, or javelins, and sling bullets have no effect on Earth Elementals- even if magical. Magical Crushing Weapons of +3 or better do double damage against them.

**PARALDA:** Lord of the Air Elementals. If bound, he will grant the Magick User the service of a Sylph who will dwell in a brazier filled with nothing but air. The Sylph will cast 7 Air spells,

including Tornadoes and other great winds + 1 additional spell per 3 MKL of the Magick User at PMF 50. It will also be able to transport the Magick User with the speed of the wind (150 mph) for a full day. If PARALDA is commanded directly, he will assume the form of the maximum amount of material possible or else a wind storm for up to 1 hour.

A Sylph of the Air appears in the form of a swirling column of air, in which dust and debris may be mixed, resembling a miniature whirlwind 10' to 25' tall and about 3' across at the base. In combat, it flings 2 + 1D6 solid objects into foes within 50' of it with the force of Light Crossbow bolts. Paralda, Lord of Air Elementals, has the appearance of a Tornado and may stand as much as several hundred feet tall, with a base 10' to 20' across. He flings solid objects into foes within 100' of him with the force of Arbelest shots (4 + 1D6 missiles).

Sylphs are perhaps the best-disposed of all elementals towards the mages who summon them; they will serve a summoning mage to the best of their abilities, once constrained, and they are the easiest of all elemental types to bargain with, should the summoning mage elect to try that means of "control". Unless they pick up dust, leaves, or other debris, air elementals are impossible to see, although they can certainly be both heard and felt.

As has already been mentioned, air elementals are the easiest of elementals to control, and make excellent messengers, due to their tremendous rate of speed in flight. However, there is one catch: air elementals are absolutely literal-minded. They will follow the exact word of any instructions, not because they are trying to be inconvenient, but because they can not do otherwise. Thus, mages rarely summon air elementals for anything other than the delivering of messages (although they make a good means of transport, if the mage is not afraid of heights), as the frustration of trying to give them absolutely clear instructions rapidly gets out of hand.

Air elementals are the weakest of elementals in combat, lacking the strength of earth and water elementals, and having no exceptional defense to affect the weapons or armor of their foes (unlike the other elemental types). However, they should not be underestimated as foes; their winds can batter opponents senseless, and their slamming attack can do a great deal of damage to an unanchored victim (or several victims, in the case of the Greater Air Elementals). Air elementals hate confinement; they can not be summoned indoors, refuse to touch the ground (as it does them damage), and even take damage (3 Fatigue Points per round) from being underground. The best way to deal with an air elemental is to shovel earth onto it until it dies, although most air elementals will flee before that happens. Air elementals mate on some planes of existence, but summoned air elementals seem to be the equivalent of unattached bachelors.

GMs should strictly enforce the literal-mindedness of air elementals, even when they are bargaining with a mage, rather than being controlled by him. Air elementals love rare gases, and will always agree to a bargain in which they are given ozone as payment (it gets them drunk!).

Earth Elemental 'Sylph'

PMF = 50  
MKL = 11  
Spells = x7/day +1/3 MKL of Mage  
Volume = 50 vol. Moving Air  
5 vol. Gas or Tornado  
Hit = +10% when 'shooting'  
Attack = 6x WDF Light Crossbow  
Blows = 2 + 1D6 shots

\*Paralda's Gas Missiles will be cast in the form of 5 volumes, maximum, so a full effect would be 3x 5-vol. Gas Missiles!

**DJIN:** Lord of the Fire Elementals. If bound, he will grant the Magick User the service of a Salamander, a small lizard creature who appears in fiery form of vaguely human shape and fights 9 times for 1-6 turns as a flaming Superior Knight of level 20 (1-20 additional points of damage upon striking a target plus 1-25% chance of igniting flammable materials) or casts up to 9 Fire spells with a PMF of 50. If DJIN is commanded directly, he will assume the form of the maximum amount of material possible for up to 1 hour.

A Salamander of Fire appears in the form of a small, slightly glowing, warm lizard when in quiescent state. It likes to live in warm places and will enjoy a nice, roaring blaze in the fireplace when net needed for a service. In combat, the Salamander takes on a fiery aspect, vaguely reminiscent of a human shape about 10' tall. Djin, Lord of Fire Elementals, appears as a huge conflagration of 150 volumes of Fire.

All elementals are capricious and hard to control, but Salamanders set the standard for this sort of thing. They are incredibly hot; any flammable material coming within five feet of them will burst into flame, unless the elemental wills that this not happen (and they rarely do, unless ordered to do so), and more durable materials, such as metal or stone, will melt in a relatively short time if they remain too close.

As mentioned before, fire elementals are particularly difficult to control. Successful compulsion of one allows the mage only one sentence of instructions, instead of the usual three, and even a success only allows control for six hours (instead of one full day). Uncontrolled fire elementals will burn everything that they can easily reach, and then depart (for details on compelling the service of elementals, see the general section on elementals).

Fire elementals are terrible foes in combat, as their flaming embrace will both ignite their opponents and melt through their armor. Weapons contacting a fire elemental begin to melt immediately; enchanted weapons take a bit longer, but nothing can

remain in contact with a fire elemental for long without being destroyed. However, fire elementals are extremely vulnerable to water-based attacks, and the best way of dealing with one is simply to dump buckets of water on it until it either flees or is destroyed. Should a fire elemental be shut in an airtight chamber for long enough, it will die by suffocation (it consumes all of the oxygen in the air that is necessary for burning); however, unless the walls of this chamber are of reinforced stone, and several yards thick, the fire elemental will simply melt its way out before suffocation becomes a problem.

Fire elementals have no social structure that humans can understand. They do mate with one another on some planes of existence, but this rarely if ever happens to elementals conjured by magick; they seem to be the equivalent of unattached bachelors in human society.

GMs should make sure to emphasize the essentially uncontrollable nature of fire elementals. They may bargain with well-disposed mages, trading their services for sulfur, magnesium, and other rare combustibles; however, fire elementals believe they are, ultimately, beyond any mortal's control, and should be played that way.

Earth Elemental 'Salamander'

PMF = 50  
MKL = 11  
Spells = x7/day +1/3 MKL of Mage  
Volume = 50 vol. Fire  
5 vol. Fire Missiles  
Attack = As Flaming Superior Knight with PCF/39. Weapon does 1D20 extra points of damage and has 25% chance of igniting a flammable target. Its weapon is a flaming 2-Handed Sword. Mass equivalent = 1500dr.

\*Djin's Fire Missiles will be cast in the form of 5 volumes, maximum, so a full effect would be 3x 5-vol. Fire Missiles!

Djin assumes the Knightly form when fighting Water Elementals. In such a form, he stands 30' tall.

**NECKSA:** Lord of the Water Elementals. If bound, he will grant the Magick User the service of an Undine, one of the Moss Folk distantly related to the ancient Tree Spirits and appears as reeking, rotting swamp vegetation dripping with damp. The Undine fights 9 times for 1-6 turns as a Superior Knight of level 20 (1-20 additional points of damage when it closes for bare-hand combat or flows over fallen victims due to smothering and drowning effects) or casts up to 7 Water Spells with a PMF 50. If NECKSA himself is commanded, he will assume the form of the maximum amount of material possible for up to 1 hour.

An Undine of the Waters appears in the form of a 10' mass of reeking, rotting, swamp vegetation which oozes trickles and streams of water. It hates fires and will extinguish any present. In combat, the Undine fights as the equivalent to a Superior Knight.

Undines, are perhaps the least-often summoned of all of the elemental types, as their usefulness on dry land is limited by their slowness, and their distaste for travelling more than one hundred feet from any body of water (they will do it, but grudgingly). Water elementals may be of fresh or salt water; this has no effect upon their capabilities, as it merely reflects the material from which they have been summoned.

A mage summoning a water elemental must have a source of water nearby, equal in volume to the elemental. A large bowl of water will do for a Least Water Elemental, but a Lesser Water Elemental requires a well or pool, and a Greater Water Elemental requires a large pond or a good-sized stream. The water source is NOT consumed, although the water elemental will seem to rise from the source when it arrives.

In keeping with their ever-shifting natures, water elementals are very forgetful of commands. The mage summoning a water elemental had best stay with it to remind it of his orders, else the water elemental will obey for a number of rounds equal to its Intelligence stat, and then wander about aimlessly.

Water elementals are deadly foes; the hammer-blows of their substance do considerable damage, and they can start to drown any opponent that they land a Critical Hit upon. Weapons and armor contacting them will rust unless they are later cleaned and dried. However, water elementals are vulnerable to air-based attacks, and have no defensive capabilities beyond those common to all elementals; the easiest way to defeat them is to lure them into high winds, and watch them evaporate.

Water elementals do mate on some planes of existence, but summoned water elementals are the equivalent of unattached bachelors.

GMs should make sure to play up the forgetfulness of water elementals. In essence, they are the elemental equivalent of the stereotypical "absent-minded professor": bright enough, but with a serious attention-deficit disorder.

Earth Elemental 'Undine'

PMF = 50  
MKL = 11  
Spells = x7/day +1/3 MKL of Mage  
Volume = 50 vol. Water  
5 vol. Water Missiles  
Attack = As Superior Knight with PCF/39. Weapon does 1D20 extra points of damage. Its weapon is a great Club trailing dripping moss. Weight = 1500 dr.

Earth Elemental Lord Necksa

PMF = 55  
MKL = 22  
Spells = 3 spells/service  
Volume = 150 vol. Water  
15 vol. Water Missiles\*  
Attack = As Champion Knight with PCF/55. Weapon does 1D20 extra points of damage. His weapon is a great Club trailing dripping moss. Weight = 5000 dr.

\*Necksa's Water Missiles will be cast in the form of 5 volumes, maximum, so a full effect would be 3x 5-vol. Water Missiles!

Necksa assumes the Knightly form when fighting Fire Elementals. In such a form, he stands 30' tall. Otherwise, he appears as a huge, rearing wave of 150 volumes of Water.

Salamanders must be kept in a hot place when not in use, while Undines require very damp and humid quarters such as pools or swamps.

GOB and NECKSA are mortal enemies of PARALDA and DJIN, and they or their servants fight the opposing Elementals whenever possible, disregarding all commands to the contrary. Thus opposing Elementals may never be kept near each other. Since they will cancel each other in power, they destroy each other in 1 cataclysmic turn in which the force of both Elementals is felt in the area affected. Great Elementals cancel lesser servants and themselves remain diminished by 1 x maximum material.

**Level VI Demons:** Djinn of the Ring are giant beings. They are Arabic in dress and wear, and their favored weapons are huge Scimitars equivalent to a 2-Handed Swords of +1 magical Enchantment:

DEX = 15	Body = 175
CON = 20	Fat. = 40
STR = 23	PCF = 20
WIS = 15	PMF = 40
INT = 14	MKL = 12
BAV = 15	Height = 15'
APP = 12	Weight = 3000dr.
FER = 17	CC = 15000dr.
CHA = 16	Move = 901240' per turn
ALI = 16-20	Armor = 8
	Exp. = 15000

The Djinn of the Ring fight as flaming Giants of level 10. They will grant 1-3 "Wishes" of Djinn Creation at PMF 40 when summoned, such wishes to be exercised any time within the year. If bound to an enchanted Ring of Power, they will grant 3 "Wishes" + 1 "Wish" per 4 MKL of the caster and +1 additional for each of MKL 21 and 22. If they escape, they will attempt to slay the one currently owning the Ring, but the Ring will be mysteriously lost 1-50% of the time and the Djinn will be bound to it until he recovers it, having to serve each master as the first. They know all transportation spells and all other spells to casting level/4. They will employ their magick to fulfill their tasks, but they will not accept direction as to which spells to employ in the doing of those tasks. Also, being of Alignment 16-20, they are treacherous beings and will attempt to defraud their masters by hanging on the exact letter of any request. If there is any way to misinterpret the meaning of a Wish, the Djinn will find it.

Djinn are very fond of beautiful maidens (APP/20+), as enumerated in some detail in Tales of 1001 Nights. They will kidnap, ravish, and lavish with attention and rich gifts any fair damsel who catches their eye. Girls of Fair Appearance (APP/13-19) must fail an APP/CR to avoid the same treatment. Rescues of unfortunate maidens in the hands of Djinn are clearly indicated for PC missions.

In combat, Djinn suffer 1/2 damage from ordinary weapons and full damage from magical weapons. Fire does not harm them, while Magick Fire does only 1/2 damage if employed in the form of Magick Missiles. Though they wear no armor, weapons under +3 enchantment have effects as if they were clad in AC/8.

**Level VII Demons:** Djinn and Efreets of the Lamp.

Efreets (the singular is "efreet" or "ifrit") are supernatural beings of great power that often encounter mortals, due to their penchant for being summoned and bound into items such as rings or lamps. They appear as large humanoids, seeming almost completely human except for their red, orange, or dark bronze skin tones. Efreets clothe themselves in loose-fitting desert garb, and bear large scimitars or tulwars as weapons.

The efreets are deadly warriors, but they prefer to use Magick to solve their problems, and are near-peerless mages, one and all. Efreets never come to mortal lands, except when summoned by mages who bind them to service. A bound efreets is contained within an enchanted object (lamps are very common - and you thought those were djinn!), and must serve the bearer of that object until the bearer has commanded the efreets three times; the object must then be passed on to someone else. Efreets find it very difficult to escape such servitude, as the bearer of a efreets object must use one of their "wishes" to order the efreets to free itself, and few bearers are so selfless; thus, a near-ageless efreets may be condemned to centuries or even millenia of slavery by any mage with the Summon Greater Spirit (rank 10 Summoning) spell and few scruples.

In their own lands, which are a plane of existence similar to the Lands of Faerie, efreets have an elegant, if slightly barbaric, civilization, full the equal of any mortal society, but with nearly all activities accomplished by the use of magick. Efreets civilization is akin to many desert cultures in mortal lands, as the Land of the Efreets is very water-poor. Mortals entering the Land of the Efreets are not subject to the irregular time shifts of the Lands of Faerie, and may well live there for great lengths of time; efreets in their homeland never attack mortals who have not attacked or insulted them first, although efreets are a mite thin-skinned about potential insults.

Bound efreets are rude and surly towards the bearers of their objects: however, should a mortal free an efreets from servitude, the efreets will welcome him as a brother if he ever enters the Land of the Efreets.

These powerful beings fight as flaming Giants of level 13 and level

14, respectively. They can cast spells like the Djinn of the Ring, but they do so at PMF 50+ at MKL/16 and also know all Spells of Illusion to the Ninth Circle. Upon escape, the same conditions apply to them as to the Djinn of the Ring. On occasion a silver or brass bottle stoppered with True Lead is used as a container in place of a silver or brass lamp.

Djinn of the Lamp and Efreets like to create the Illusion of being truly huge in size, often appearing as towering giants 50' to 100' in height. Even one who sees through the illusion and knows the Djinn/Efreets to be around 15' tall is still struck by the impression that the creature should be towering far overhead!

In combat, Djinn suffer 1/2 damage from ordinary weapons and full damage from magical weapons. Fire does not harm them, while Magick Fire does only 1/3 damage if employed in the form of Magick Missiles. Though they wear no armor, weapons under +4 enchantment have effects as if they were clad in AC/9.

#### Djinn of the Lamp

Body = 190  
Fat. = 45  
PMF = 50  
MKL = 16  
PCF = 24  
Exp. = 17500

#### Efreets

Body = 200  
Fat. = 45  
PMF = 50  
MKL = 16  
PCF = 27  
Exp. = 17500

**Level VII Demons:** Demons of Cardinal Sins, also known as Demons of Temptation. These Demons are the protectors of their respective churches of Evil.

**Demons of Wrath:** Patrons of bloodlust and uncontrolled rages, Demons of Wrath and Anger, also known as the Breakers, ply their wiles almost exclusively among men of war. So uncontrolled are the passions of these fiercest of demons that they occasionally forget to wear an Illusion disguise, revealing their true shape, that of a clawed, fanged, short-horned, wild-haired, foaming-at-the-mouth berserker of a human.

Demons of Wrath tempt those for whom war and combat has become more than mere necessity, those whose lives revolve around the destruction of other sentient; such mortals are close enough to Hell already for the Demons of Anger to push them that one, last step. Dwarves, with their deep-set rages, are easy prey for these monsters, while the cool-headed elves prove somewhat more resistant. Alone among the Demons of Temptation, Demons of Wrath thoroughly enjoy both physical combat (at which they are the specialists among the Demons of Temptation) and the use of their powers. Their favorite tactic is to grant their chosen victim wish after wish related to combat, slowly corrupting the victim into becoming a mindless killing machine, and then seizing his soul for Hell.

Demons of Wrath have no direct position in the host of Hell; they normally work behind enemy lines, sowing dissension amongst friends. When present in the demonic armies, Demons of Wrath usually serve in a support capability, although they will eagerly fight if given the chance.

Demons of Wrath enjoy being summoned by mortal mages, knowing that they will likely get the chance to destroy such interlopers in a particularly gruesome manner. They enjoy possessing mortals in order to send them out to do murder, and will only fail to possess those that they are currently tormenting with their wishes.

**Demons of Greed:** Amongst the cruellest of the Demons of Temptation, Demons of Greed and Avarice, also known as the Takers, spend their time plotting the destruction of mortals through the sins of greed and covetousness. They will use Illusion to conceal their six-inch long talons, but otherwise leave their appearance nearly intact, as their true form appears almost entirely human, except for the talons, a small set of horns, and the terrible fire of greed that burns in their emerald green eyes.

Tempters of merchants, craftsmen, and the hoarders of treasure, Demons of Greed have an easy time of it amongst most men, particularly in the great cities, where men of money are most likely to gather. The dwarves are even more susceptible to the blandishments of these creatures, their racial love of gold being corrupted into an all-consuming desire for riches at any cost; indeed, only the non-materialistic elves are likely to resist the temptation of the Takers. Demons of Avarice prefer to use their powers against their victims, disliking physical combat, although they are reasonably gifted at it. Their favorite tactic is to grant their chosen victim their every greedy wish, slowly corrupting the victim and turning him against his fellow mortals, before tricking their avaricious pawn into an act of direct greed against another that allows the Demon of Avarice to claim the victim's soul.

Demons of Greed have no direct position in the host of Hell; they normally work behind enemy lines, targeting paymasters and the financiers of battles. When present in the demonic armies, Demons of Greed serve only in a support capability.

Demons of Greed dislike being summoned by mortal mages, although they are always glad to work their wiles upon them once summoned. They rarely possess mortals, preferring to corrupt them by what they consider to be more elegant means.

**Demons of Envy:** The most despised of the Demons of Temptation, the Demons of Envy are also amongst the most effective in seducing and destroying mortals through their sins, for they appeal to the second-best, the also-rans, the never quite good enough; in short, those who are not on top, and who blame others for their shortcomings, rather than themselves. These self-pitying, whining demons will always dis-guise themselves with Illusion so as to appear both fabulously wealthy, and breath-takingly attractive; in actuality, their true forms appear as rather plain, ordinary humans, although with short horns, features twisted with desire,

and blazing green eyes. Other than the Demons of Lust, these are the only Demons of Temptation to prefer female form, although envy itself is relatively evenly distributed between the genders.

The tempters and tormenters of the almost-great, Demons of Envy have a field day amongst the second sons, second-in-commands, and second-raters of both noble and commoner alike. They are equally effective at the destruction of the elves and the dwarves, as the cruel goad of envy is just as strong in the personas of members of those races as it is amongst humanity. Demons of Envy prefer to use their powers against their victims, and will bitterly protest being forced into combat, although they are passably good at it. Their favorite tactic is to goad their chosen victim on with carefully granted wishes, slowly feeding his need for revenge against those who have "always kept him in second place", until he finally commits murder to advance himself, and the demon takes his soul.

Demons of Envy have no direct position in the host of Hell; they normally work behind enemy lines, fostering dissension and murder at every level of command. When present in the demonic armies, Demons of Envy serve grudgingly in a support capability.

Demons of Envy are seldom summoned by mortal mages, as their self-pitying whining makes them just too unpleasant to have around. They rarely possess mortals, believing that there is no grandeur in such crude methods. There is a strong antipathy between the Demons of Envy and their fellow Demons of Temptation; alone among this rank of demons, Demons of Envy will not work with their kin.

**Demons of Gluttony:** Targeting what is perhaps the strongest drive in the minds of mortals, the need to feed oneself, the Demons of Gluttony have one of the easiest tasks amongst the Demons of Temptation. Although they use Illusion to

appear of normal stature and build, Demons of Gluttony are actually grossly overweight caricatures of normal mortals, with short horns, drooling mouths, clutching hands, and terribly bloated bodies and limbs. Despite this slug-like appearance, they are capable of moving about without assistance.

The natural targets of the Demons of Gluttony are those who consume immoderately to begin with; these are usually the rich and powerful in human society, although the occasional peasant can become so obsessed with his viands as to fall prey to these terrible seducers. The ascetic elves are little susceptible to the blandishments of Demons of Gluttony; but the hard-drinking and heavy-eating dwarves are easy prey, even more so than humanity. Demons of Gluttony prefer to use their powers against their victims, although they are unique amongst the Demons of Temptation in having the option to fall upon their opponents and crush them. Their favorite tactic is to grant their chosen victim an endless succession of delicacies for the palate, slowly corrupting them until they turn upon their fellow men, whereupon the demon seizes the victim's soul.

Demons of Gluttony have no direct position in the host of Hell; they normally work behind enemy lines, targeting hearty trenchermen and fat, overbred commanders. When present in the demonic armies, Demons of Gluttony serve in a limited support capability.

Demons of Gluttony enjoy being summoned, as this gives them the chance to sample the exotic delicacies of the mortal world. They will occasionally possess mortals in order to bulk them up, but they prefer to corrupt them with their own desires rather than destroying them directly.

**Demons of Lust:** Perhaps the best known of the Demons of Temptation, Demons of Lust, also known as succubi and incubi (depending on whether they are in female or male form), concentrate on tempting mortals to ruin through their lust. They will always use Illusion to appear as beautiful mortal men and women (usually women, as mortal men are more susceptible to the temptations of the flesh), with Appearance scores ranging from 18 through an inhuman 25! In their true forms, Demons of Lust appear as perfect specimens of male or female humanity, but also possess small horns, and a functional set of bat-like wings.

Seducers and despoilers of the innocent (and not so innocent, if the truth be told), Demons of Lust take advantage of the human preoccupation with the act of love (or lust, as these terrible creatures see it) to wreak havoc among mankind. Elves and dwarves, being less driven by such urges, are less frequently targeted by these creatures, although an enterprising Demon of Lust can often catch even the most staid of elven lords or dwarven warriors in a moment of weakness. Demons of Lust prefer to use their powers against their victims, only rarely resorting to physical combat, at which they are no more than adequate by demonic standards. Their favorite tactic is to grant their chosen victim their every lustful desire, slowly corrupting the victim beyond repentance, and then seducing the victim themselves in order to seize his soul directly.

Demons of Lust have no direct position in the host of Hell; they normally work behind enemy lines, targeting capable enemy leaders for seduction and elimination. When present in the demonic armies, Demons of Lust serve in a support capability.

Demons of Lust enjoy being summoned by mortal mages (although they still resist the summoning), as there are few mages strong enough to resist their steady blandishments. They almost never possess mortals, preferring to seduce them into corruption rather than compel them to it.

**Demons of Pride:** Far and away the lordliest of the Demons of Temptation, the Demons of Pride are the tempters of the high and mighty among mortals, the kings, princes, and great lords. They always appear as mighty lords among men, dressed in princely robes, wearing a crown of some sort, and with a stern, but noble visage. This is illusion, however; Demons of Pride do actually appear as lordly beings, but they have small horns, tormented eyes (of all of the Demons of Temptation, the Demons of Pride are most aware of their own utter damnation), and invariably appear chained or bound to the symbols of their power (sceptres, thrones, and the like).

Demons of Pride disdain to bother with ordinary mortals, preferring to work their evil wiles upon the nobility (not to mention royalty, their favorite targets). The dwarves are relatively resistant to this sort of thing; but the elves, with their ingrained sense of racial superiority, are easy targets for the Demons of Pride, who will tempt even commoners amongst the elves into pride and a great fall. Demons of Pride prefer to use their powers against their victims, disdain physical combat as beneath them, although they are tolerably good at it. Their favorite tactic is to grant their chosen victim their every wish for more and more power over others, until the victim believes himself to be something greater than his fellow men, elves, or dwarves, at which time the Demon of Pride seizes his soul.

Demons of Pride have no direct position in the host of Hell; they normally work behind enemy lines, targeting the leaders of the opposing forces. When present in the demonic armies, Demons of Pride serve only in a support capability.

Demons of Pride despise being summoned by mortal mages, considering it to be beneath their dignity to be at the Beck and call of any mortal less than a great king. They never choose to possess their summoners, preferring to trick them into giving the demon the chance to target some nearby ruler of men.

**Demons of Sloth:** Of all of the Demons of Temptation, the Demons of Sloth and Vanity are perhaps the most depressing to contemplate. These indolent creatures, who can scarcely be bothered to stir themselves into a walk, much less a run, prey upon the idle and the unambitious in mortal society. Although they will use Illusion to appear as normal humans, Demons of Sloth are actually hideous caricatures of human form, with short horns, slack, hanging muscles, bowed legs, a hunched back (standing up straight would require work), and a look of dull complacency in their eyes. Slowness is their byword and creed; a Demon of Sloth never moves quickly, and only moves at all when a soul is at stake.

The destroyers of those who allow others to pull their weight, Demons of Sloth could actually be said to improve the overall quality of mortal life, as they weed out those who are unwilling to do their fair share of the work. Dwarves are rarely susceptible to this sort of seduction (their work ethic has little tolerance for sloth), but humans and elves are prime targets for these monstrous creatures. Although most of their targets are common mortals, a Demon of Sloth will occasionally snare a spoiled scion of the nobility, seducing him with the vision of endless days of being waited upon without responsibility. Demons of Sloth prefer to use their powers against their victims, deploring physical combat as just too much work, although they are passable fighters. Their favorite tactic is to grant their chosen victim total leisure; once the victim is completely seduced, abandoning all pretence of activity, the demon seizes his soul.

Demons of Sloth have no direct position in the host of Hell; they normally work behind enemy lines, targeting the slothful and indolent. When present in the host, Demons of Sloth serve as support.

Demons of Sloth dislike being summoned, as this usually involves having to both move and act, the two things that they hate most (after an industrious soul, that is). They almost never possess mortals, preferring to corrupt them with indolence rather than compel them to destruction.

**Level VIII Demons:** "Chevaliers de l'Enfer" or Demons of great power but having no title are able to fight as Mighty Knights of Level 15, with a body of 150 points, height of 8', and weight of 750 dr. They are sometimes winged and fly at 350 ft/turn. They know all Black Magick spells, spells of Command to 8th Circle, all Spells of Detection, Arcane Gate, Arcane Clairaudience, and Arcane Clairvoyance. They will perform one service up to 3 hours' duration and cast 3 spells on behalf of the Magick User at PMF 40-50 at MKL/14-16. After 3 hours, they must depart and cannot be summoned by the same person for 7 days. They cannot be "bound," however, unless a Cleric is in the protective Circle and pronounces an Exorcism during the binding ceremony. A Demon so bound will be sealed in a silver flask and the flask Cursed and flung into the ocean to be lost for 1-100 years. Whoever opens the bottle will be attacked instantly by the enraged Demon. Some of the Chevaliers de l'Enfer are:

Agraes	Ayperos	Loray	Gusoyn
El A'aswer	Narbes	Bathim	Valefor
Botis	Orias	Pruslas	Abigar
Nuberos	Forate	Furcas	

The Knights of Hell are the myriads of Demons in the Legions of Satan. While very powerful, they do not have anything in the way of important positions in the Hellish Kingdom-- but mortals would do well to address them as 'Lord' out of 'courtesy'. These demons are clearly demonic in appearance and will cause PANIC, so Characters must make a FER CR-5 whenever within 50' of them (checked each turn).

When fighting lesser Demons, they suffer 1/2 damage. The same is true when fighting Undead or other Legendary Monsters and Beasts. Ordinary weapons cannot harm them, nor can fire. Magical weapons under +5 do 1/2 damage, as does Magick Fire. Magical weapons of +5 or better do full damage. They and all higher Demons have FER/20.

DEX = 20	Body = 150
CON = 20	Fat. = 3 hours
STR = 23	PCF = 25
WIS = 18	PMF = 40-50
INT = 18	MKL = 14-16
BAV = 14	Height = 8'
APP = 1	Weight = 750dr.
FER = 20	CC = 3750dr.
CHA = 24*	Move = 60/180
ALI = 20	Armor = 10
	Exp. = 20000

\*For those of 'Evil' nature; CHA = 9 otherwise.

**Level IX Demons:** "The Fallen Angels" are Demons of immense power and are able to fight as Mighty Knights of level 20 with maximum superhuman strength levels. They are always winged and fly at 700 ft/turn. They know all Black Magick Spells, Ancient Lore to level 8, spells of Command to 9th Circle, Illusions to 8th Circle, all Spells of Detection, Arcane Gate, Arcane Clairaudience, Arcane Clairvoyance, and Communicate (which they use to converse with the Covens under their protection). They will perform 1 service or teach 1 spell, and cannot remain more than 30 minutes in the world. They may be "bound" in the same way as Level VIII Demons. Each has an "attribute" or purpose and will only perform a service that fits its duty. Direct action (i.e.: force) is ruled out unless they are attacked, but they will cast up to 3 spells at PMF 50+, with targeting boosted +10%. Some of the very numerous host are:

Azael = Corruption	Tezazith = Insanity
Zemunin = Prostitution	Cardiacus = Melancholy
Isheth = Plagues	Churreyls = Treachery
Bes = Nightmares	Xezbeth = Lies
Sanemmal = Poison	Zaebos = Pride
Baphomet = Homosexuality	Satorus = Anger
Fesre = Filth	Asmoneus = Lechery
Anaitis = Seducing Virgins	Zifher = Gluttony
Tlazol = Illicit Passions	Persan = Envy
Baclum-Chaam = Deception	Buer = Sloth
Clual = Lust	Falgo = migrane
Kauas = Disharmony	Mannos = Avarice
Shabriri = Blindness	
Rachiel	Incubi
Sachiel	Tulpus = Seducers of Women
Sarabotos = Patrons of Witches	Embiaties
Abalidot	Succubi = Seducers of Men
Flaef	Hyphiate
Lilith = Seducer of the Holy Man	

Clearly, if a Magick User wants to call down a curse upon someone, the "Fallen Angels" are the ones to deliver the desired results. Needless to say, dealing with such evil Demons is grounds for Excommunication and the stake unless done to confound the forces of Chaos.

DEX = 21	Body = 125
CON = 21	Fat. = 30 min.
STR = 23	PCF = 25
WIS = 20	PMF = 40-50
INT = 19	MKL = 14-16
BAV = 18	Height = 8'
APP = 1 or 22*	Weight = 750dr.
FER = 20	CC = 5000dr.
CHA = 25**	Move = 60/180
ALI = 20	Armor = 10
	Exp. = 25000

\*These Demons can change shape to appear human, often very attractive. It is a form of Illusion, and TRUE SIGHT reveals them to the beholder. Others are subject to the CR roll, but a save against an 8th Circle Illusion is also possible, and though the CR succeeded, a person who saves will be 'uneasy' about the beauty/handsomeness and will react accordingly.

\*\*The Charisma is an Illusion, treated like the APP CR and halved if one sees through it, unless of Evil nature.

**Level X Demons:** The "Powers" are among the highest ranking Demons Hell next to Lucifer himself, and as such they have the ability to cast spells of all types up to level 10 at PMF 50+, and target on all creatures at a minimum 50%. They are always winged and fly at 1000 ft/turn. There is no real purpose giving data about their fighting ability as they can overwhelm any mortal with ease. They can sustain up to 250 points of damage from Magick before being driven back to the Infernal Regions. They will not normally cast spells directly unless the Summoning is interrupted by outsiders, but they will "advise and instruct" those who dared to call upon them if "commanded" to do so. The chance of direct action (the casting of a spell) is 5% + 1% per MKL of the summoner.

DEX = 22	Body = 250
CON = 22	Fat. = 30 min.
STR = 24	PCF = 25
WIS = 21	PMF = 50+
INT = 20	MKL = 18
BAV = 19	Height = 8' to 20'
APP = 1 or 22*	Weight = 2000dr.
FER = 20	CC = 10000dr.
CHA = 26**	Move = 60/240
ALI = 20	Armor = 10
	Exp. = 35000

\*These Demons can change form, as described for Fallen Angels, with the Illusion at 9th Circle.

\*\*The Charisma is real.

The "Powers" are:

**BAAL:** Baal (sometimes spelled Bael) is one of the seven princes of Hell. Baal was ranked as the first and principal king in Hell, ruling over the East. He is a Duke, with sixty-six legions of

demons under his command. The term "Baal" is used in various ways in the Old Testament, with the usual meaning of master, or owner. It came to sometimes mean the local pagan god of a particular people, and at the same time all of the idols of the land. He is appearing as a King with a human or toad or cat-head and speaking in a hoarse voice. He will teach any spell to the summoner at -3 BMR up to level 7. He has the power to make those who invoke him invisible. According to some other demonologists his power is stronger in October and he can make people wise, speaks hoarsely, and carries ashes in his pocket.

**BERITH:** appearing as a soldier wearing red clothes, a golden crown, riding a red horse, his skin is red too. He is a Great Duke of Hell, powerful and terrible, and has twenty-six legions of demons under his command. He tells things of the past, present and future with true answers; he can also turn all metals into gold, give dignities to men and confirm them. He speaks with a clear and subtle voice, and he is a liar when not answering questions. To speak with him the conjurer must wear a silver ring and put it before his face in the same form as it is needed in Beleth's case and demons do before Amaymon.

**BARBAS:** Barbas (sometimes spelled Marbas) is a demon described in the Ars Goetia. He is described as the Great President of Hell governing thirty-six legions of demons. He answers truly on hidden or secret things, causes and heals diseases, teaches mechanical arts, and changes men into other shapes. He is depicted as a great lion that, under the conjurer's request, changes shape into a man. The name Barbas also comes from the Latin "barba", beard, hellebore (a plant used in witchcraft, especially to invoke demons), and also a male name.

**PRUFLAS:** Prufas (sometimes spelled Bufas) is a Great Prince and Duke of Hell that has twenty-six legions of demons under his command. He causes men to commit quarrels, discord, and falsehood, and should be never admitted into any place, but if conjured, he gives truthful, generous answers to the conjurer's questions. He is depicted as a flame outside the Tower of Babel, where he uses to reside, and sometimes his head is seen as that of a hawk. This demon is not listed in the Ars Goetia of The Lesser Key of Solomon.

**BUER:** is a demon that appears in the Pseudomonarchia Daemonum and its derivatives, where he is described as a Great President of Hell, having fifty legions of demons under his command. He appears when the Sun is in Sagittarius. Buer teaches Natural and Moral Philosophy, Logic, and the virtues of all herbs and plants. He also heals all infirmities, especially of men, and gives good familiars. He is described as being in the shape of Sagittarius, which is as a centaur with a bow and arrows, having the head of a lion and five goat legs surrounding his body to walk in every direction.

**GUSION:** is a strong Great Duke of Hell, and rules over forty (forty-five according to other authors) legions of demons. He tells all past, present and future things, shows the meaning of all questions that are asked to him, reconciles friends, and gives honour and dignity. He is depicted as a baboon.

**BOTIS:** is a Great President and Earl of Hell, commanding sixty legions of demons. He tells of all things past and future, and reconciles friends and foes. He is depicted as an ugly viper, but when he changes shape, he puts himself in human shape, with big teeth and two horns. When in human shape he carries a sharp and bright sword in his hand.

**BATHIN:** is a duke (Great Duke according to Pseudomonarchia Daemonum) of Hell, who has under his command thirty legions of demons. He knows the virtues of precious stones and herbs, and can bring men suddenly from one country to another. He helps one attain astral projection, and takes one wherever one wants to go. He is depicted as a strong man with the tail of a serpent, riding a pale horse.

**PURSON:** Purson (sometimes spelled Curson or Pursan) is a Great King of Hell, being served and obeyed by twenty-two legions of demons. He knows of hidden things, can find treasures, and tells past, present and future. Taking a human or aerial body he answers truly of all secret and divine things of Earth and the creation of the world. He also brings good familiars. Purson is depicted as a man with the face of a lion, carrying a ferocious viper in his hand, and riding a bear. Before him there can be heard many trumpets sounding.

**ANDRAS:** is a Great Marquis of Hell, appearing with a winged angel's body and the head of an owl or raven, riding upon a strong black wolf and wielding a sharp and bright sword. He was also responsible for sowing discord, and commanded 30 infernal legions. Andras was considered to be a highly dangerous demon, who could kill the conjuring magician and his assistants if precautions were not taken, and Andras was always trying to lure them out.

**AMON:** is a Marquis of Hell. He one of the 7 sons of Satan and governs forty infernal legions. He has light blonde hair, swept back, he is strongly built and has an enormous amount of positive energy. He is attended by a falcon. He is radiant like the Sun. He is extremely proud and beautifully built. His animal is the Lion. His Metal is gold. He rules over the Western regions of Hell. He was worshiped by the Egyptians as Amun. At the command of a mage, Amon may take the shape of man with a raven's head, having teeth of a canine. He tells of all things past and future. He procures love and reconciles controversies between friends and foes.

**VALEFAR:** Valefar (sometimes spelled Malaphar, Malephar, Valafar, Valefor) is a Duke of Hell. He tempts people to steal and is in charge of a good relationship among thieves. Valefar is considered a good familiar by his associates "till they are caught in the trap." He commands ten legions of demons. He is represented as a lion with the head of a man, or as a lion with the head of a donkey.

**MORAX:** Morax (sometimes spelled Foraii, Marax, Farax) is a Great Earl, and President of Hell, having thirty legions of demons under his command. He teaches Astronomy and all other liberal sciences,

and gives good and wise familiars that know the virtues of all herbs and precious stones. This profile of the demon can be seen in Pseudomonarchia Daemonum as well as in Goetia. He is depicted as a man with the head of a bull. It has been proposed that Morax is related to the Minotaur which Dante places in Hell. His name seems to come from Latin 'morax', that delays, that stops.

NABERIUS: Naberius (sometimes spelled Cerberus, Cerbere, Naberus, Nebiros) is supposedly the most valiant Marquis of Hell, and has nineteen legions of demons under his command. He makes men cunning in all arts (and sciences, according to most authors), but especially in rhetoric, speaking with a hoarse voice. He also restores lost dignities and honors. Naberius appears as a three headed dog or a raven. He has a raucous voice but presents himself as eloquent and amiable. He teaches the art of gracious living.

ZEPAR: is a Great Duke of Hell. He commands 26 legions of inferior spirits. His office is to cause women to love men, and bring them together in love. He makes women sterile. He is depicted with red clothes and armor, like a soldier.

BELETH: Beleth (also spelled Bilet, Bileth, Byleth and Bilith) is a mighty and terrible king of Hell, who has eighty-five legions of demons under his command. He rides a pale horse, and all kind of music is heard before him. According to Pseudomonarchia Daemonum Ham, Noah's son, was the first in invoking him after the flood, and wrote a book on Mathematics with his help. When appearing he looks very fierce to frighten the conjurer or to see if he is courageous. The conjurer must be brave, and holding a hazel wand in his hand must draw a triangle by striking towards the South, East, and upwards, then commanding Beleth into it by means of some conjurations. If he does not obey, the conjurer must rehearse all threatens the conjurations said and then Beleth will obey and do all what he is commanded. But the conjurer must be respectful and do homage unto Beleth due to his rank, and hold a silver ring in the middle finger of the left hand against his face, as it is the use of hellish kings and princes before Amaymon. Beleth gives all the love of men and women he is commanded until the conjurer is satisfied.



sigil of Beleth

SITRI: Sitri (also spelled Bitru, Sytry) is a Great Prince of Hell, and reigns over sixty legions of demons. He causes men to love women and vice versa, and makes them to show themselves naked if it is desired. He also reveals secrets of women, mocking them. He is depicted with the face of a leopard and the wings of a griffin, but under the conjurer's request he changes into a very beautiful man.

BUNE: Buné (also spelled Bime, Bimé) is a Great Duke of Hell, mighty and strong, who has thirty legions of demons under his command. He changes the place of the dead and makes them demons that are under his power to gather together upon those sepulchres. Buné makes men eloquent and wise, and gives true answers to their demands and also richness. He speaks with a comely high voice. Buné is depicted as a three-headed dragon, being his heads like those of a dog, a griffin, and a man.

FORNEUS: is a Great Marquis of Hell, and has twenty-nine legions of demons under his rule. He teaches Rhetoric and languages, gives men a good name, and makes them be loved by their friends and foes. He is depicted as a great sea monster.

RONOVE: Ronove (also spelled Ronové, Ronwe) is a Marquis and Great Earl of Hell, commanding twenty legions of demons. He teaches Rhetoric, languages, and gives good and loyal servants and the favour of friends and foes. He is depicted as a monster holding a staff, without detailing his appearance. He is also described as taker of old souls; often coming to earth to harvest souls of decrepit humans and animals near death.

BERITH: Berith (also spelled Baalberith) is the chief secretary of Hell, head of its public archives, and the demon who tempted men to blasphemy and murder. When seated among the princes of Hell, he was usually seen as a pontiff. He tells things of the past, present and future with true answers; he can also turn all metals into gold, give dignities to men and confirm them. To speak with him the conjurer must wear a silver ring and put it before his face in the same form as it is needed in Beleth's case and demons do before Amaymon. He is depicted as a soldier wearing red clothes, a golden crown, and riding a red horse. His power is stronger in June.

FORAS: Foras (alternatively Forcas or Forrasis) is a powerful President of Hell, being obeyed by twenty-nine legions of demons. He teaches logic and ethics in all their branches, the virtues of all herbs and precious stones, can make a man witty, eloquent, invisible, and live long, and can discover treasures and recover lost things. He is depicted as a strong man.

BIFRONS: Bifrons (also spelled Bifrovs, Bifröus) is a Earl of Hell, with six legions of demons under his command. He teaches sciences and arts, the virtues of the gems and woods, herbs, and changes corpses from their original grave into other places, sometimes putting magick lights on the graves that seem candles. He appears as a monster, but then changes his shape into that of a man.

CROCELL: Crocell (also called Crokell, Pucel or Procell) is the 49th spirit of the Goetia, manifesting as an angel with a tendency to speak in dark and mysterious ways. Once a member of the Powers, he is now a Duke of Hell who rules over 48 legions of demons. When summoned by a conjurer, he can teach geometry and other liberal sciences. He can also warm bodies of water, create the illusion of the sound of rushing waters, and reveal the location of natural baths.

ANDROMALIUS is a mighty Great Earl of Hell, having thirty-six legions of demons at his service. He can bring back both a thief and the stolen goods, punishes all thieves and other wicked people, and discovers hidden treasures, all evilness, and all dishonest dealing. Andromalius is depicted as a man holding a big serpent in his hand.

ANDREALPHUS is described as a great Marquis with the appearance of a Peacock who raises great noises and teaches cunning in astronomy, and when in human form also teaches geometry in a perfect manner. He is also described as ruling over thirty legions and as having the ability to turn any man into a bird.

AGARES: appearing as a handsome old Duke riding on a crocodile, with a goshawk on his right wrist. He is ruling the eastern zone of Hell, and being served by 31 legions of demons. He makes those who run stand still, brings back runaways, teaches all languages, finding pleasure in teaching immoral expressions. He also has the power to destroy dignities, both temporal and supernatural and causes earthquakes of 5 x normal intensity.

VASSAGO: appearing as a Prince or Duke in the form of a handsome old man of goodly nature. He is a mighty Prince of Hell, ruling over twenty-six legions of demons. He declares things past and present and finds all things lost.

GAMGYN: appearing as a Marquis, but first in the guise of a horse or ass before he changes shape. He summons the souls of drowned men or souls in Purgatory who will reply to 3 questions truthfully, and 1-3 men may be summoned. He teaches Alchemists so well that they may reduce the time to learn or perform a projected Alchemical operation by 10% to 60%.

BARBATOS: a great Count and Duke who appears when the sun is in Sagittarius with three companies of troops which, on 1-20%, he will loan for 1 day (each of the companies is 500 Demonic Warriors strong). He gives the understanding of the voices of the animals, says past and future, conciliates friends and rulers, and he can lead men to hidden treasures that have been hid by the enchantment of magicians. His cause is the cause of great Kings and Barons, and he resents summoning by lesser mortals. He is ruling thirty legions of demons and has four kings as his companions to command his legions.

PAIMON: one of the Kings of Hell, more obedient to Lucifer than other kings are, and has two hundred (one hundred to other authors) legions of demons under his rule. He has a great voice and roars as soon as he comes, speaking in this manner for a while, until the conjurer compels him and then he answers clearly the questions he is asked. When the conjurer invokes this demon he must look towards the northwest (the west to other authors), for there is where he has his house, and when Paimon appears he must be allowed to ask what he wishes and be answered, in order to obtain the same from him. Paimon teaches all arts, philosophy and sciences, and secret things; he can reveal all mysteries of the Earth, wind and water, what the mind is, and everything the conjurer wants to know, gives good familiars, dignities and confirms them, binds men to the conjurer's will. If Paimon is cited alone, some offering or sacrifice must be done, and he will accept it; then two kings called Beball (Bebal or Labal) and Abalam (Abalim) will go to him together with other spirits, often twenty-five legions; but these other spirits do not always come unless the conjurer call upon them. Paimon is depicted as a man with an effeminate face (a strong man with a woman's face according to other authors), wearing a precious crown, and riding a dromedary. Before him often goes a host of demons with the shape of men, playing trumpets, cymbals, and any other sort of musical instruments. He teaches all sciences, arts, etc., and makes men subject to the Magician (summoner may have one chance at 1-20% of receiving a permanent bonus to enhancement of targeting of +10%). He provides Hex Masters with good cat Familiars so that they fight as lions despite their small size and sustain 75 points of damage.

LERAJIE: Lerajie (sometimes spelled Loray) is a powerful Marquis appearing as a gallant and handsome archer clad in green and bearing a bow and quiver. He is a mighty Great Marquis of Hell who has thirty legions of demons under his power. He causes great battles and disputes, and makes gangrene wounds caused by arrows and heal in twice the time.

MURMUR: Murmur (sometimes spelled Murmus, Murmuur, Murmux) is a Great Duke and Earl of Hell, and has thirty legions of demons under his command. He teaches Philosophy, and can oblige the souls of the deceased to appear before the conjurer to answer every desired question. Murmur is depicted as a soldier riding a Vulture or a Griffin, and wearing a ducal crown. Two of his ministers go before him making the sound of trumpets. 'Murmur' in Latin means noise, whisper, murmur, and the sound of the trumpet.



seal of Murmur



**SHAX:** Shax (also spelled Chax, Shan, Shass, Shaz, and Scox) is a Great Marquis of Hell, depicted as a stork that speaks with a hoarse but subtle voice (his voice changes into a beautiful one once he entered the magick triangle) and has power over thirty legions of demons. He takes away the sight, hearing and understanding of any person under the conjurer's request, and steals money out of kings' houses, carrying it back in 1200 years. He also steals horses and everything the conjurer asks. Shax can also discover hidden things if they are not kept by evil spirits, and sometimes gives good familiars, but sometimes those familiars deceive the conjurer. Shax is thought to be faithful and obedient, but is a great liar and will deceive the conjurer unless obliged to enter a magick triangle drawn on the floor. He will then speak marvelously and tell the truth.

**ELIGOR:** a great Duke, ruling 60 legions of demons, appearing as a goodly Knight with lance and scepter. He causes wars, marshals armies, and procures favors from Lords and Knights (summoner will gain 1 Favor from any man not his declared enemy).

**RATHIN:** a great Duke appearing as a strong man with a serpent's tail and riding upon a pale horse. He knows the virtues of all herbs and precious stones, and will tell men exactly where to find them. He also transports up to 21 men swiftly from one country to another, and back again if desired.

**IPOS:** Ipos (sometimes spelled Aiperos, Ayperos, Ayporos, Ipes) is a mighty Earl and prince, who has thirty-six legions of demons under his command. He is commonly depicted with the body of an angel with the head of a lion, the tail of a hare, and the feet of a goose, less frequently in the same shape but with the body of a lion, and rarely as a vulture. He imparts wit and courage, so that men may speak with biting wit and insight without fearing to speak at all, a "must" for all jesters and loyal advisors. (Summoner will gain 1 Bardic Voice point once from Ipos.)

**AINI:** a powerful Duke appearing in the form of a handsome body on which sits the head of a serpent, a man with two stars on the forehead, and a cat, riding on a viper and carrying a blazing firebrand which spreads destruction. He reveals secrets and all private matters, and imparts cunning to plotters who would divide good friends.

**GLASYA LABOLAS:** Glasya-Labolas (sometimes spelled Caacrinolaas, Caassimolar, Classyalabolas, Glassia-labolis) is an influential President appearing in the form of a dog with wings of a griffin who commands thirty-six legions of demons. He teaches all arts and sciences instantly (1 spell), incites men to do bloodshed, tells all things past and to come, knows all sciences, gains the minds and love of friends and foes causing love among them if desired, incites homicides and can make a man invisible. He is depicted as a dog with the wings of a griffin.

**ASTAROTH:** a great Duke appearing as a nude man with feathered wings, wearing a crown, riding a dragon, with a viper in his right hand and having foul breath. He is a demon of the First Hierarchy, who seduces by means of laziness, vanity, and rationalized philosophies. His adversary is St. Bartholomew, who can protect against him for he has resisted Astaroth's temptations. To others, he teaches mathematical sciences and handicrafts, can make men invisible and lead them to hidden treasures, and answers every question formulated to him. He is also said to give to mortal beings the power over serpents. He answers truly about past and present and the Hierarchy of Hell. He must be consulted before any other Demon of Level X or XI is summoned or will be unable to "command" any Demon of Level IX or higher.



seal of Astaroth

**FURFUR:** Furfur (other spelling: Furtur) is a powerful Great Earl appearing as a hart with a fiery tail, but changing into an angel with a hoarse voice when "commanded." He raises thunder, lightning, and all manner of great winds. All Elementals of the Air serve him and will do his bidding. He is the ruler of twenty-nine legions of demons. He is a liar unless compelled to enter a magick triangle where he gives true answers to every question, speaking with a rough voice. Furfur causes love between a man and a woman, creates storms, tempests, thunder, lightning, and blasts, and teaches on secret and divine things.

**MALPHAS:** a lordly President, having forty legions of demons under his command, appearing as a crow but changing to human form. He builds houses, high towers and strongholds, throws down the buildings of the enemies, can destroy the enemies' desires or thoughts (and/or make them known to the conjurer) and all what they have done, gives good familiars, and can bring quickly artificers together from all places of the world. Malphas accepts willingly and kindly any sacrifice offered to him, but then he will deceive the conjurer. He brings Master Artificers swiftly from all parts of the world, and he destroys the desires and thoughts of enemies (-2 on morale checks for one battle in any given year).

**SABNACK:** Sabnack (also spelled Sab Nac, Sabnac, Sabnach, Sabnock, Sabnacke, Salmac and Savnock) is a powerful Marquis appearing, who has 50 legions of demons under his command, as an armed soldier with a lion's head and riding a pale horse. He builds high towers, castles and cities, furnishing them with weapons, ammunition, etc., gives good familiars, and can afflict men for several days making their wounds and sores gangrenous or filling them with worms. Treat as 7 Djinn of the Lamp when performing such feats. He will be summoned only once by any Magick User.

**CIMERIES:** Cimeries (also spelled Kimaris, Cimeies, Cimejes) is a great Marquis, who has 20 legions of demons under his command, appearing as a goodly warrior riding a black horse. He possesses the abilities of locating lost or hidden treasures, and making a man into a warrior of his own likeness. He rules the spirits and parts of Africa and teaches trivium (grammar, logic and rhetoric) so that men gain 1-20 status points when seeking influence during the following 1-6 months.

**MARCHOSIAS:** is a powerful Great Marquis of Hell, commanding thirty legions of demons. He is a strong and excellent fighter and very reliable to the conjurer, giving true answers to all questions. Marchosias hoped after one thousand and two hundred years to return to heaven with the non-fallen angels, but he is deceived in that hope. He is depicted as a wolf with a man's form as well as a griffon's wings and a serpent's tail, that under request changes shape into a man.

**OSE:** Ose (also spelled Osé, Oze, Oso, Voso) is a Great President of Hell, ruling three legions of demons, who appears as a leopard but changes to human form. He makes men wise in all liberal sciences and gives true answers concerning divine and secret things; he also can change men into any shape the summoner wants, and he who is changed does not know it. He can also reduce men to insanity so that they will believe for one hour that they are the person the summoner desires them to believe they are.

**VEPAR:** Vepar (also spelled Separ, Vephar) is a strong Great Duke of Hell, and rules twenty-nine legions of demons. He governs the waters and guides armoured ships laden with ammunition and weapons; he can also make, if requested, the sea rough and stormy, and to appear full of ships. Vepar can make men die in three days by putrefying sores and wounds, causing worms to breed in them, but if requested by the conjurer he can heal them immediately. Vepar is depicted as a mermaid.

**ZAZEN:** a mighty King and President of Hell, commanding over thirty-three legions of demons, appearing as a bull with the wings of a griffin but changing to human form. He can change blood to oil, oil to water, wine to water or blood, the products all being at full enchantment (1-100 doses). He will also change any metal to 1000 x 1-6 GP (1-25%), SP (21-85%), or CP (86-100%). Lastly, he can make fool's wise: re-roll Wisdom (only once per character).

**AMDUSCIS:** a powerful Duke appearing as a Unicorn but changing to human shape on request. He causes all manner of musical instruments to be heard and not seen and may teach The Lyre of Apollo and The Pipes of Pan to an Enchanter. He may also make trees fall to the limit of his range.

**FURCAS:** Furcas (or Forcas) is a Knight of Hell (the rank of Knight is unique to him), and rules 20 legions of demons. He teaches Philosophy, Astronomy, Astrology, Rhetoric, Logic, Chiromancy and Pyromancy. Furcas is depicted as a strong old man with white hair and long white beard, who rides a horse while holding a pitch fork.

**CAIM:** is a Great President of Hell, ruling over thirty legions of demons. He is a good disputer, gives men the understanding of the voices of birds, bullocks, dogs, and other creatures, and of the noise of the waters too, and gives true answers concerning things to come. He is depicted as appearing in the form of the black bird called a thrush, but soon he changes his shape into a man that has a sharp sword in his hand. When answering questions he seems to stand on burning ashes or coals.

**RAUM:** is a Great Earl of Hell, ruling thirty legions of demons. He is depicted as a crow which adopts human form at the request of the conjurer. Raum steals treasures out of kings' houses, carrying them where he wishes, and destroys cities and dignities of men (he is said to have great dispraise for dignities). Raum can also tell things past, present and future, reconcile friends and foes, and invoke love.

**HALPHAS:** Halphas (also Malthus, Malthas, or Malthous) is an Earl of Hell, commanding 26 legions of demons, who is said to have a rough voice when speaking. He is often depicted in the shape of a stork. Halphas builds towers and fills them with ammunition and weapons, an armorer of sorts. He is also said to send his legions into battle, or to places designated by higher commanding demons.

**FOCALOR:** Focalor (also Forcalor or Furcalor) is a powerful Great Duke of Hell, commanding three or thirty legions of spirits. Focalor appears in the form of a man with a griffin's wings, kills men, drowns them, and overthrows warships; but if commanded by the conjurer he will not harm any man or thing. Focalor has power over wind and sea, and had hoped to return to heaven after one thousand years, but he was deceived in his hope.

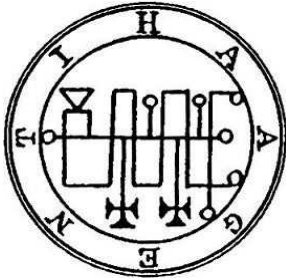
**VINE:** Vine (also Viné, Vinea) is an Earl and also a King of Hell, commanding 36 legions of demons. He can tell present, past and future, discover witches and hidden things, create storms and make the water rough by means of them, bring down walls and build towers. This demon is portrayed as a lion holding a snake in his hand and riding a black horse.

**GAMIGIN:** Gamigin (also Gamygin, Gamigm or Samigina) is a Great Marquis of Hell who rules over thirty legions of demons. He teaches all liberal sciences and gives an account of the souls of those who died in sin and who drowned in the sea, speaking with a rough voice. He also answers what is asked about, and stays with the conjurer until he or she is satisfied. Gamigin is depicted as a little horse or a donkey, which changes form into a man under the

conjurer's request.

**SEERE:** a mighty Prince appearing as a handsome man on a winged horse. He may perform Djinn Creation, transport anyone or anything to any place, instantly. He discovers all thefts, the identity of the thief, and the current location of the criminal. He is indifferently good or bad and will do the will of the Magick User without treachery the first time he is summoned.

**HAAGENTI:** a Great President of Hell, ruling thirty-three legions of demons. He makes men wise by instructing them in every subject, transmutes all metals into gold, and changes wine into water and water into wine. Häagenti is depicted as a big bull with the wings of a griffin, changing into a man under request of the conjurer.



seal of Häagenti

**ZAGAN:** Zagan (also Zagam) is a Great King and President of Hell, commanding over thirty-three legions of demons. He makes men witty; he can also turn wine into water, water into wine, and blood into wine (according to Pseudomonarchia Daemonum blood into oil, oil into blood, and a fool into a wise man). Other of his powers is that of turning metals into coins that are made with that metal (i.e., gold into a gold coin, copper into a copper coin, etc.). Zagan is depicted as a griffin-winged bull that turns into a man after a while.

**ORIAS:** Orias (also spelled Oriax) is a Great Marquis of Hell, and has thirty legions of demons under his command. He knows and teaches the virtues of the stars and the mansions of the planets (the influence of each planet depending on the astrological sign in which it is in a specific moment and the influence of that sign on an individual depending on how the zodiac was configured at the moment of his/her birth or at the moment of asking a question to the astrologist); he also gives dignities, prelacies, and the favour of friends and foes, and can metamorphose a man into any shape.

**VALAC:** Valac (also spelled Ualac, Valak, Valax, Valu, Valic, Volac) is the mighty Great President of Hell, having thirty (thirty-eight to other authors) legions of demons under his command. Valac is said to give true answers about hidden treasures; he reveals where serpents can be seen, and delivers them harmless to the magician. He is said to appear as a small poor boy with angel wings riding on a two-headed dragon.

**GREMORY:** Gremory (also spelled Gamory, Gemory, or Gomory) is a strong Duke of Hell that governs twenty-six legions of demons. He tells all things past, present and future, about hidden treasures, and procures the love of women, young and old, but especially maidens. He is depicted as appearing in the form of a beautiful woman with the crown of a duchess tied around his waist, and riding a camel.

**DECARABIA:** Decarabia (also called Carabia) is Great Marquis of Hell, although he has no title in the hellish hierarchy given by Pseudomonarchia Daemonum. He has thirty legions of demons under his command. Decarabia knows the virtues of all herbs and precious stones, and can change into all birds and sing and fly like them before the conjurer. He is depicted as appearing as a pentagram star, changing into a man under the conjurer's request.

**AMDUSIAS:** Amdusias (also Amduscias, Amdukias or Ambduscias) has forty legions of demons under his command and has the rank of Great King. He is depicted as a human with claws instead of hands and feet, the head of a unicorn, and a trumpet to symbolize his powerful voice. Amdusias is associated with thunder and it has been said that his voice is heard during storms. In other sources, he is accompanied by the sound of trumpets when he comes and will give concerts if commanded, but while all his types of musical instruments can be heard they can't be seen. He is regarded as being the demon in charge of the cacophonous music that is played in Hell. He can make trees bend at will.

**ANDREALPHUS:** Andrealphus (also Androalphus) is a great Marquis with the appearance of a Peacock who raises great noises and teaches cunning in astronomy, and when in human form also teaches geometry in a perfect manner. He is also described as ruling over thirty legions and as having the ability to turn any man into a bird.

**AMY:** Amy (or Avnas) is a great president, and appeareth in a flame of fire, but having taken mans shape, he maketh one marvelous in astrologie, and in all the liberral sciences, he procureth excellent familiars, he bewraith treasures preserved by spirits, he hath the government of thirtie six legions, he is partlie of the order of angels, partlie of potestats, he hopeth after a thousand two hundred yeares to returne to the seventh throne: which is not credible.

**AIM:** Aim (also Aym or Haborym) is a Great Duke of Hell, very strong, and rules over twenty-six legions of demons. He sets cities, castles and great places on fire, makes men witty in all ways, and gives true answers concerning private matters. He is depicted as a man (handsome to some sources), but with three heads, one of a serpent, the second of a man, and the third of a cat to most authors, although some say of a calf, riding a viper, and

carrying in his hand a lit firebrand with which he sets the requested things on fire.

**OROBAS:** a powerful Great Prince of Hell, having twenty legions of demons under his control. He supposedly gives true answers of things past, present and to come, divinity, and the creation of the world; he also confers dignities and prelacies, and the favour of friends and foes. Orobas is faithful to the conjurer, does not permit that any spirit tempts him, and never deceives anyone. He is depicted as a horse that changes into a man under the conjurer's request.

**VAPULA:** Vapula (or Naphula) is a powerful Great Duke of Hell that commands thirty-six legions of demons. He teaches Philosophy, Mechanics, and sciences. Vapula is depicted as a griffin-winged lion.

**HAURES:** Haures (also spelled Flauros, Flavros, Hauras, Havres) is a strong Great Duke of Hell, having thirty-six legions of demons under his rule. He gives true answers of all things past, present and future, but he must be first commanded to enter a magic triangle for if not he will lie, deceive the conjurer, and beguile him in other business. But if he enters the triangle he will answer truly, and gladly speak about divinity, the creation of the world, himself, and other fallen angels. He can also destroy all the conjurer's enemies by burning them up. If the magician requests it, he will not suffer temptations from any spirit or in any form. Commonly people represent him as a humanoid leopard with big claws. Haures is depicted as a terrible and strong leopard that under request of the conjurer changes into a man with fiery eyes and an awful expression. Haures can also supposedly be called upon when a mortal wishes to take vengeance on other demons. This is likely included in his capability to destroy the conjurer's enemies. He will command his subordinate, Djinn, to grant the use of a Salamander for a year end a day, with 1 service per day. However, at the end of that time, there is a 33% chance the Salamander will return in 1-3 months to destroy 1/2 of the possessions of the Magick User.

**BALAM:** Balam (also Balaam, Balan) is a great and powerful king of Hell who commands over forty legions of demons. He gives perfect answers on things past, present, and to come, and can also make men invisible and witty. Balam is depicted as being three-headed. One head is the head of a bull, the second of a man, and the third of a ram. He has flaming eyes and the tail of a serpent. He carries a hawk on his fist and rides a strong bear. At other times he is represented as a naked man riding a bear.

**ALLOCER:** Allocer (also spelled Allocer or Alloces) is a demon whose title is Great Duke of Hell, and who has thirty-six legions of demons under his command. He induces people to immorality and teaches arts and all mysteries of the sky. He is appearing in the shape of a knight mounted on an enormous horse. His face has leonine characteristics; he has a ruddy complexion and burning eyes; and he speaks with much gravity. He is said to provide good familiars, and to teach astronomy and liberal arts. Allocer is often depicted riding a horse with dragon legs.

**SALEOS:** Saleos (also Sallos and Zaleos) is a mighty Great Duke of Hell, ruling thirty legions of demons. He is of a pacifist nature, and causes men to love women and women to love men. He is depicted as a gallant and handsome soldier, wearing a ducal crown, and riding a crocodile.

**VUAL:** Vual (also spelled Uvall, Voval, Vreal, Wal, Wall) is a mighty Great Duke of Hell, commanding thirty-seven legions of demons. He gives the love of women, causes friendship between friends and foes, and tells things past, present and to come. Vual is depicted as a dromedary that after a while changes shape into a man, and speaks the Egyptian language, but not perfectly, with a deep voice.

**PHENEX:** Phenex (also spelled Phynix, Phoenix, Phoenix) is a Great Marquis of Hell and has twenty legions of demons under his command. He teaches all wonderful sciences, is an excellent poet, and is very obedient to the conjuror. Phenex hopes to return to Heaven after 1,200 years, but he is deceived in this hope. He is depicted as a phoenix, which sings sweet notes with the voice of a child, but the conjurer must warn his companions (for he has not to be alone) not to hear them and ask him to put in human shape, which the demon supposedly does after a certain amount of time.

**STOLAS:** Stolas (also known as Stolos and Solas) is a Great Prince of Hell, commands twenty-six legions of demons, and teaches astronomy and the knowledge of poisonous plants, herbs and precious stones. He is depicted as either being a crowned owl with long legs, a raven, or a man.

**DANTALION:** Dantalion (or Dantalian) is a powerful Great Duke of Hell, with thirty-six legions of demons under his command. He teaches all arts and sciences, and also declares the secret counsel of anyone, given that he knows the thoughts of all people and can change them at his will. He can also cause love and show the similitude of any person, show the same by means of a vision, and let them be in any part of the world they will. He is depicted as a man with many appearances, which means the faces of all men and women. There are also many depictions in which he is said to hold a book in one of his hands.



**Level XI Demons:** The "Principalities" are the ranking Demons in the Hellish Host, led by Lucifer himself. Their sub-commanders are "Powers", and their unit Captains are all "Fallen Angels". Their powers are, by mortal standards, almost unlimited; and they can cast spells up to level 11 at PMF 50+ at MK/19 and target at a minimum 60%. They can take up to 350 points of damage from Magick before being returned to the Infernal Regions. Like the "Powers," they will not normally cast spells but will "advise and instruct" those who dared to summon them. The "Principalities" are:

**BELIAL:** Belial (also spelled Be'lial, Belhor, Baalial, Beliar, Belias, Beliall, Beliel, Bilael, Belu) is one of the four crown princes of Hell and King over 50 legions first after Lucifer, appearing as a beautiful angel in a fiery chariot and speaking in a pleasant voice. His purpose is to make the mage popularly known, possibly getting them titles. Sacrifice must be given or he will lie to the mage. He is said to induce to any type of sins, especially those related to sex, lust and gluttony. Belial seduces by means of arrogance and his adversary is St. Francis of Paola; in this sense his name is translated as "Lord of Arrogance" or "Lord of Pride" (Baal ial). He will not remain one hour in the world if not constrained by divine power. He distributes preferences for government positions and causes favors of friends and foes (recipient receives 3 favors as a superior in status to person requested). He provides excellent Familiars, cats who fight as Were-Tigers and sustain 100 points of damage. He is the Commander of the Demonic Cohorts, and to him all must come for permission to levy the Legions of Hell, then command:

**ZIMINIAR:** Ziminiar (or Zymymar) is the King of the North, one of the four principal kings that have power on the seventy-two demons (the other three kings are Amaymon, Corson and Goap), from whom armies must be sought for battle in the northern reaches of the land.

**CORSON:** Corson (or Gorson) is the King of the South, one of the four principal kings that have power on the seventy-two demons, from whom armies must be sought for battle in the south.

**AMAYMON:** Amaymon (also Amaimon, or Amoymon) is King of the East, the only one who has power over Asmodai, from whom armies must be sought for battle in the east. Exorcist or conjurer must be in possession of a Silver Ring, duly consecrated and worn on the middle finger as a form of protection against this poisonous astral breath. A curious characteristic of this Spirit is shown during the Evocation of Asmodai to visible appearance, when the Exorcist must stand upright with his Cap or Headdress removed in a show of respect; for if he does not it is Amaymon who will deceive him and doom all his work.

**GOAP:** Goap (also spelled Gaap, Tap) is the King of the West, a mighty Prince and Great President of Hell, commanding sixty-six legions of demons, from whom armies must be sought for battle in the west. He is said to be better conjured to appear when the Sun is in a southern zodiacal sign. Goap specifically controls the element of water and reigns over the Water Elementals or the 'water demons'. He teaches Philosophy and all liberal sciences, can cause love or hate and make men insensible and invisible, deliver familiars out of the custody of other magicians, gives true answers concerning past, present and future, and can carry and re-carry men and things speedily from one nation to another at the conjurer's will. According to Pseudomonarchia Daemonum certain necromancers honour him with sacrifices and burning offerings. He is depicted in human shape.

The Demonic Host is composed of 2400 Legions under the command of four Kings above. Once they have been consulted, they will refer you to their sub-commanders, who once again must be "commanded" to give assistance, only with a 45% chance of success. The troops that will appear at the appointed time are given for each hour of the day or night:

"Hours of the Day"

Time	Commander	Troops
1st	Semael	400 Type "A" & 100 Type "B"
2nd	Aneel	300 Type "A" & 200 Type "B"
3rd	Vegueniel	200 Type "A" & 300 Type "B"
4th	Vachniel	300 Type "B" & 200 Type "C"
5th	Sezquiel	200 Type "B" & 300 Type "C"
6th	Samil	100 Type "B" & 400 Type "C"
7th	Barginiel	200 Type "B" & 300 Type "C"
8th	Osgeebiel	300 Type "B" & 200 Type "C"
9th	Vadriiel	400 Type "B" & 100 Type "C"
10th	Oriel	500 Type "A" & 500 Type "B"
11th	Bariel	500 Type "A" & 500 Type "B"
12th	Baratiel	1000 Type "A" & 1000 Type "B"

"Hours of the Night"

Time	Commander	Troops
1st	Gamiel	400 Type "C"

2nd	Ferris	300 Type "C"
3rd	Sarguemich	200 Type "C"
4th	jefieche	300 Type "B"
5th	Abaederhon	400 Type "B"
6th	Zeazonesh	500 Type "A"
7th	Mendion	400 Type "A"
8th	Necoriel	300 Type "A"
9th	Necoriel	200 Type "A"
10th	Jusquerin	300 Type "A"
11th	Dardieriel	400 Type "B"
12th	Serindiel	500 Type "B"

For each commander consulted, reduce the chance of success by -5%. The cost of the troops is HAI pay/per day for each hour in the field, payable in advance. There is a 20% chance that the troops will not arrive in any given hour. The date the troops are to be used must be set, with a leeway of 1-10 days either way. No refunds! The troops appear on the phase previous to their "hour" one normal move anywhere behind the battlelines of the summoner's side.

The Kings of the Four Corners of the Earth may also be consulted directly with respect to the hiring of individual Demonic Warriors. There is a flat 75% chance that the King will agree and refer the summoner to one of his Generals. The General will agree 60% of the time to hire out 1-20 of his Demonic Warriors for 1-3 days:

1-25%	Type A "Mighty Knight" of level 5-14, pay at 25 GP + 1 GP per level per day.
26-50%	Type B "Superior Knight" of level 5-14, pay at 20 GP + 1 GP per level per day.
51-75%	Type C "Average Knight" of level 5-14, pay at 15 GP + 1 GP per level per day.
76-100%	Type D "Sergeant" of level 5-14, pay at 10 GP + 1 GP per level per day.

Demonic Warriors sustain the same amount of damage as mortals, but only 1/2 damage is inflicted by ordinary weapons and magical weapons under +3. Anyone meeting with such troops instantly checks morale upon sighting them, with the exception of Necromancers and Clerics, who treat them as Wights. Mortals who slay such creatures receive 150% of the experience bonus for slaying equivalent humans. Such Demons may cast 7 spells up to the 3rd level as well, in each day.

The one hitch is that the number of Demons that will be hired out is fixed randomly. If troops are requested, the summoner must pay for the number provided and in advance. If he does not, the General will take the balance owed on credit, at 20% interest per week. If not paid within a year and a day, or if the character is slain before discharging the debt, his soul is forfeit!

**Level XII Demons:** The earliest recruits to Lucifer's cause, the seven generals of the rebellion and co-conspirators in the forging of the Anti-World doctrine, are known as the Princes of Hell. When the Princes first sank to earth after the Revolt and encountered mankind (after Lucifer managed to get humanity cast out of the Garden of Eden and his own soul cast into Hell's deepest pit), the Princes taught the Cardinal Sins to the bodied-souls. After the introduction of the Cardinal Sins, other "demons of iniquity" took up the Princes cause. They fostered specific variations on the Cardinal Sins to create varying grades of sin, such as the art of gambling, or the devastating art of warfare.

After the Flood, when all the devils were forced into Hell, God judged the offenses of the Princes as second only to those of Lucifer. God put the Princes in a circle around their chained leader and set them into a deep and permanent sleep.

The Princes are above Hell's politics. They do not need to fight masters or slaves for possession of souls; they are the final destination. The Princes are seven in number and firmly entrenched in their places of power. It is thus possible to name their full complement. As this information comes from a race of liars and their treacherous human henchmen, it must be taken with a grain of salt (i.e. these are probably not the True Names of the Princes).

The seven princes of Hell are the seven highest demons in Hell and can be seen as Hell's equivalent to the Seven Archangels of Heaven, each demon Prince embodies one of the Seven Deadly Sins.

- Lucifer - Pride
- Mammon - Greed
- Asmodeus (also called Lilith) - Lust
- Satan - Wrath
- Beelzebub (also called Baal) - Gluttony
- Leviathan - Envy
- Belphegor - Vanity and Sloth

Though these devils each have long and glorious histories, and have corrupted uncounted civilizations, their overt activities ended with the Flood.

The Princes are so powerful, in fact, that they are beyond Infernal politics and human summonings alike, or so they believe. Two particularly active Princes are Beelzebub and Satan. The latter fancies himself above his peers and second only to Lucifer. Enjoying the role of Patron of Sinful Circumstance, Satan has also decided to assume the role of Patron of Lies. By invoking the principle that all sins are lies against the Word, Satan intimidates many devils of lower echelon into offering him patronage.

Beelzebub has long held the title of Grand Sergeant of Pagan Gods. However his avatar was summoned and bound by King Solomon. Since that time, the sergeantry has lapsed and the post remains vacant. No devil would dare vie for it and risk upsetting the sleeping Prince.

**ASMODEUS** or **Asmodai** is the King of the Nine Hells. Asmodeus also is referred to as one of the seven princes of hell, and has seventy-

two legions of demons under his command. Asmodeus is the demon of lust and is therefore responsible for twisting people's sexual desires. He incites gambling, and is the overseer of all the gambling houses in the court of Hell. It is said that people who fall to Asmodeus' ways will be sentenced to an eternity in the second level of hell. Asmodeus is depicted with the breast of a man, a cock leg, serpent tail, three heads (one of a man spitting fire, one of a sheep, and one of a bull), riding a lion with dragon wings and neck, all of these animals being associated with either lasciviousness, lust or revenge.

MAMMON is the demon of avarice, richness and injustice. People who worship Mammon which is equivalent to greedy people on the money.

BEELZEBUB is the demon of gluttony, one of the other seven deadly sins. His name might mean 'Lord of Zebûb', referring to an unknown place called Zebûb, or "Lord of the Flies". Beelzebub led a successful revolt against Satan, and is the chief lieutenant of Lucifer, the Emperor of Hell, and presides over the Order of the Fly. Beelzebub is among the three most prominent fallen angels, the other two being Lucifer and Leviathan.

LEVIATHAN is one of the seven princes of Hell and its gatekeeper. He is also the demon of envy, first in punishing the corresponding sinners. The enormous size of Leviathan is three hundred miles in length. He had horns upon which was written: 'I am one of the meanest creatures that inhabit the sea. I am, and enter this day into the jaws of the Leviathan'. When the Leviathan is hungry, he sends forth from his mouth a heat so great as to make all the waters of the deep boil, and if he would put his head into paradise no living creature could endure the odor of him.

BELPHEGOR is the chief demon of the deadly sin known as Sloth. Belphegor (Lord of the Opening) is pictured in two different fashions: as a beautiful young woman or as a monstrous, bearded demon with horns and sharply pointed nails; the former form is his earthly disguise when invoked by mortals. He is described in Kabbalistic writings as the "disputer", an enemy of the sixth Sephiroth "beauty". He seduces people by suggesting to them ingenious inventions that will make them rich. When summoned, he can grant riches, the power of discovery and ingenious invention. His role as a demon was to sow discord among men and seduce them to evil through the apportionment of wealth. He is difficult to conjure, perhaps because his sacrificial offering is excrement.

SATAN is a synonym for the Devil. He is an angel who rebelled against God – and also the one who spoke through the serpent and seduced Eve into disobeying God's command. His ultimate goal is to lead people away from the love of God – to lead them to fallacies which God opposes. Satan is also identified as the dragon in the Book of Revelation. Before his insurrection, Satan was among the highest of all angels and the "brightest in the sky". His pride is considered a reason why he would not bow to God as all other angels did, but sought to rule heaven himself. The Book of Revelation describes how Satan will be cast out of Heaven, down to the earth, having "great anger" and waging war against "those who obey God's commandments."

*LUCIFER (Latin: light-bearer), PRINCE OF DARKNESS:* Anyone daring to summon this mightiest of the infernal host runs grave risks but also stands to profit mightily. Lucifer is the Master of Lies, the Lord of Cunning, and the Champion of Evil. He will use every turn of the phrase, every hesitation, every weakness of the summoner to turn the tables on him. However, if he is dealing with a true Chaotic, he will "seal" the soul of the summoner to himself and grant his servant great power in the world. He will place the "Witchmark" on the shoulder of his servant, give him a Familiar, and direct him to the nearest evil Coven of Witches. He will also assign a Demon to guard his servant, usually a "Dark Knight" of level 9-14. However, in return, he will demand blood sacrifices and evil deeds in abundance, granting one request for knowledge per Black Sabbath in which the servant attends Black Mass. The servant will prosper materially, gaining 1-10 times his normal income each day. However, in 1-7 years, Lucifer will appear to collect the soul of his servant as payment.

Those who do not wish to enter into a formal "contract" with the Prince of Darkness have to "Command" the Demonic Lord to obtain information or material assistance. If a summoner offers up his soul, however, he will gain the favor of Lucifer instantly. Needless to say, he will be burned at the stake for every offense against God and Canon law if the Church authorities ever catch up to him. Characters with Alignment 1-7 will not make such an attempt to enter into a formal relationship.

If one does wish to fire at him, he has a body of 500 and can fight as a Principality, but the appearance of a Holy Sword will send him packing, as will HOLY WORDS and EXORCISMS (He cannot stand the very sounds of words of Scripture or Church rites and leaves before the ceremony ends). No experience award, but resisting his blandishments reduce -1D3 Alignment (min. ALI/1, however). A Cleric successful in a direct confrontation adds +10 Status points (once in his career).



Demons are a necessary and important part of full fantasy gaming, as they occupy a special place in the literature and tradition as the Ultimate Enemies of Mankind. But they are all powerful beings--so much so that the average PC will often be entirely overmatched by them. This means that Demons have to be treated with an eye to a long-range perspective of the campaign-- in which the PCs have a continuing part to play. In short, Demons should not be used as monstrous killing mechanisms, but rather as great forces which have an effect on the lives and goals of the Player Characters.

The Great Demons, the full subjects of Hell, are immortal and cannot be killed, only banished from this Plane of Existence for a time until they recover their powers and can reopen the Gate Between Worlds. This gives them a peculiar attitude toward mortals and events in the world of men. First of all, they have an immensely inflated opinion of their own powers. This is combined with a great contempt for the ability of mortals to oppose them seriously. Thus, they underestimate their Player Character adversaries and often do not follow through to be certain that a PC has been permanently eliminated.

The Great Demons are necessarily made immensely powerful in gaming terms. They have to be if Players are to take them seriously. At the same time, the Great Demons can easily wipe out most PC adversaries. But there is a balance in the Cosmic Game: SOMETHING is there which acts to protect men of good heart so that they do not quite perish. They seem to be defeated utterly, and yet they rise up and confront the Evil again and again. This is the true Heroic Tradition. Thus all PC Heroes will be deemed to survive a slaying at the hands of a Great Demon if they roll their resurrection percentages. No form of Clerical miracle is needed here. It is a matter for a Higher Power to decide. All the PC knows is that the Demon seemed to be tearing him apart when the 'lights went out'. Then he awakes a few minutes or hours later to find he is battered but alive!

Also, the Great Demons have a view which spans thousands of years and do not see the events of an infinitesimal moment in their long lives to be of particular importance. Thus they do not take the time to make sure of their mortal opponents. The fact is that the Great Demons make mistakes! They may, for example, incapacitate PC opponents and place them in difficult circumstances as their form of sadistic joke. Thus a PC defeated by a Great Demon might find he is banished to a copper mine in the desert somewhere, chained and naked except for a loin cloth. Or he might awake to find himself chained to an oar in a galley. He might even be allowed to remain in his present situation, the Demon being so sure of himself that he feels he can permit the foolish mortal to live and suffer in the knowledge that he is totally helpless against the Power of Hell. The Demon is playing with his toys; and a PC worth his salt will try to demonstrate that the Heroes of Men cannot be toyed with. From a long-term point of view, this form of adventure gaming is filled with opportunities.

The Lesser Demons are mortal and can be killed. Thus Gargoyles, Imps, Balrogs, Djinn, and Efreet have a slightly more cautious view of men. Put bluntly, the Lower Demons know they can be killed, and thus they may tend to play for keeps on principle. In their case, a slaying of a PC Hero is subject to a WIS CR on their part. If they fail the WIS CR, the Hero is given the chance for a Divine Intervention in the form of a resurrection roll. Also, the Lesser Demon might choose to 'play with his toys' because of an over-inflated sense of his power-- showing much the same contempt as his more powerful superiors. Thus a Hero might, again, be spared to have a return bout with his Demonic adversary.

NPCs are not subject to the above considerations. In the game, they are the victims of Evil which the Heroes are attempting to defeat and act as a spur to the courage of PCs to find a solution to the problem.

Some Game Masters might object to this seeming intervention in the natural course of events. However, *Chivalry & Sorcery* is a game, and it attempts to simulate the events that occur in a fantasy adventure fully in the tradition. In the literature, Heroes survive certain death repeatedly, where lesser men perish. There is no way to simulate this FATE factor in a combat or magical system without distorting the system. But the outcome can be altered. This is our solution to the problem of confronting the PCs with almost impossible odds against them, yet permitting survival of a Character even if he is defeated.

## The Watchers

When God created the second race (humanity), He put a fundamentally new and different element in the universe: the bodied-soul. As the angels were saddened to discover, their inborn knowledge of the universe did not include this element. Hence, the angels who had persevered through their first moracula were faced with a new lure. Most who had passed the initial test of rejecting pure evil also chose to reject bodily evil. A very small number, however, were attracted to the bodied-souls and committed sins of lust.

These angels became known as the Watchers, because they chose to sin after watching the members of the second race. They too were sent down to Hell. However, because they had not taken part in the Revolt, God knew the Watchers could never fully be a part of that chaotic Infernal tribe. They had once been beati; indeed, some had fought on God's side in the Revolt of Angels. God knew the angels would always judge their darker brethren with cold contempt.

Taking the Watchers' less-than-evil natures into account, God implemented them in a Divine plan. By implanting these angels in Hell, God could maintain a foothold in Hell. This foothold would allow God to exact a much more specific influence upon devilkind. Before sending them into Infernal exile, God set the duty of Law upon the Watchers. Hell was a realm of Evil against God's Good, and Chaos against Heaven's Order. By setting a geas upon the Watchers and investing them with the might to enforce their will upon other devils, God placed an affinity for order and protocol upon the Infernal ones.

Thus it was that laws came to be created and obeyed among a race that denied Heaven. While the dominance of master over slave had existed in Hell since the very beginning of the exile, only the seeds planted by the Watchers allowed true Infernal hierarchy to blossom. The Watchers' continued presence in Hell has allowed that hierarchy to evolve into the Byzantine mechanism it is today.

As overseers, the Watchers are outside the machinations of Infernal hierarchy. In fact, they are its highest executives. The Watchers are the ones who keep it in place and enforce its tenets. Watchers may neither be summoned nor exiled to earth, and they may not be warred upon by their dark brethren.

Keeping track of these Infernal administrators (to prevent them from getting too far out of hand) is the task of Heaven's Archangel Michael. Nine magical lanterns are set in Hell—one in each layer. Through these Michael monitors the Watchers, giving them commands as he deems appropriate. However, even Michael has other duties to occupy his time, so the Watchers are occasionally left to their own devices.

## Possession

Demonic possession is often the term used to describe the control over a human form by a demon. Descriptions of demonic possessions often include: erased memories or personalities, convulsions, "fits" and fainting as if one were dying. Unlike in channeling or other forms of possession, the subject has no control over the possessing entity and so it will persist until forced to leave the victim, usually through a form of exorcism. Other descriptions include access to hidden knowledge (gnosis) and foreign languages (glossolalia), drastic changes in vocal intonation and facial structure, sudden appearance of injury (scratches, bite marks) or lesions, and superhuman strength.

There are a variety of Demons that can possess people or animals. These are malignant, evil forces that crave hurting or toying with humans. The foul creatures are actually able to transfer all or part of their evil life essence into another living being and completely dominate it. The possessing force is so strong that it can suppress the victim's own consciousness and control the body like a diabolical puppet master.

A possession attempt is an instantaneous battle of wills. The victim must save again a Spell of Command from a Magus proficiency grade equals to the Demon's level. 1-6 fatigue points are deducted from the saving character's fatigue levels.

A successful possession means the creature has inhabited the body of the person (or animal) and completely dominates that body. The essence and intellect of the original person is completely submerged, dormant, as if asleep, and will have no idea or memory of what the possessing creature is doing with his body. The foul thing can commit murder or worse, and the person is totally oblivious to what is happening.

A favorite ploy of many possessing intelligences is to pretend schizophrenia with the possessed person. This is done as much to unnerve and torment friends and associates as the possessed character as anything else. What the creature does is let the character seemingly have control of his body for hours, even

days at a time, then, at the right moment, surface to take full control and do something completely out of character (usually insulting, violent or depraved). Then lets the person back into control to suffer the consequences of something he has no recollection of committing, even if there are a dozen witnesses. Unlike the victim of the possession, the creature is completely aware of everything that its host body experiences.

### Conditions and Restrictions for Possession

1. Demons can't possess more than one living creature at a time.
2. Demons can't possess living creature of Alignment 1-2.
3. The possessing being can relinquish its hold over the person to let the individual seem to regain control without actually surrendering the host body. During these quiet moments, the being simply sits back and observes through the eyes of his unsuspecting victim. It can reassert its control instantly, whenever it desires to do so.
4. The Demon can willingly leave the host body whenever it so pleases, departing effortlessly and without inflicting damage. However, the being must find a new host body within 24 hours or it will be inexorably drawn back to its own dimension.
5. The act of possession is instant and completely unknown/ invisible to everyone including the victim.
6. If the Demon fails its attempt to possess, it only gets a second try. It may choose to try again on the same person or look to another target. A second failed attempt within a 24 hour period may cause shock and hurl the being back into its own dimension immediately. It can only attempt a possession two times per 24 hours. Two consecutive failures to possess will have one of the following results (roll percentile dice):
  - 01-50: The Demon is instantly returned to its own dimension.
  - 51-00: The being is shaken, but can exist without a host body for another 24 hours. At the end of that period the creature must try to possess again. Repeat this cycle until the being makes a successful possession or is returned to its own world.
7. A possessed host body can be dominated by a Demon immediately and indefinitely.
8. The Demon retains all of its skills, powers and knowledge while inside its host body.
9. The battle of wills and saving against possession occurs only once, at the very moment of the attack. Once an individual is possessed, he remains so until the Demon leaves or is forcibly removed.
10. Although the demon is aware of everything the person experiences, it does not know what that person is thinking, nor does it gain the person's past memories or skills.
11. Victims of possession are rarely willing hosts. But if the person willingly allows himself to be possessed, there is no battle of wills and the act of possession is an automatic success.
12. The experience of being possessed is a terrible one. Although the victim rarely remembers any of the things the creature may have done, the experience is traumatic. Roll on the Phobia Insanity Table if possessed for more than a month. Roll on the Obsession Table and on the Phobia Table if possessed for over six months. Roll on the Random Insanity Table if possessed for over one year.

Getting rid of a possessing force is extremely difficult. One can only use the exorcism spell or ritual to rid a person of such evil. Banishment, control, summon beings, and all the rest are ineffective. Of course, one can always try to talk the damned thing out, but that seldom works. Killing the host body will always set the entity free, but doesn't do much good for the victim.

The Malleus Maleficarum speaks about some exorcisms that can be done in different cases. Depending on the severity of the alleged possession, solutions range from prayers of deliverance to the Solemn Rite of Exorcism as practised by the Catholic Church.

## Contracts

Despite the chaos, despite the deceit, and despite the hatred of Hell, Infernal hierarchy imposes some order, continuity and predictability upon the Infernal realm. This organization is inflicted upon devil and demon alike by their superiors. Infernal desire is not a factor; cooperation is forced and relative loyalty is irrelevant. A human who wishes to command demons must magically tap into Hell's hierarchy of power.

The desire to command demons is a staple mortal sin. Whether by failing to master a demon and being dragged down to Hell, or succeeding in the mastery, all souls dabbling in the Dark are eventually pulled Down. Thus, by taking command of demons, Summoners ultimately feed demons and broaden their power. The

"good" that Summoners do Hell does not end with their souls, though. The hardship that commanding Summoners spread with their demonic powers leads to the corruption of other humans, who turn to evil for comfort from that hardship.


For these selfish and malicious reasons – and because he probably could not stop them if he tried – Lucifer allows humans and demons to sign pacts, ensuring the ongoing corruption of humanity and an ongoing supply of Infernal sustenance. It is the duty of the Watchers to ensure the maintenance and preservation of these pacts and to oversee laws and practices for future Infernal sustenance.

The generic term for any Infernal contract (besides the verbal) is "pact." The infamous pact which signifies the selling of one's soul to Lucifer is formally known as the Cardinal Pact, or Pact of Ashes. The Cardinal Pact represents the apex of diabolical compromise, but it is only one of several pacts which the Watchers have developed to make the Ritual of Mastery effective.

The net result of a summoning of Level IX+ Demons, is a demon who holds in its hands an Infernal pact to be signed by the summoner. Once signed, the pact bursts into flames and the ashes sink back down to Hell to be gathered and filed by the Watchers.


Pacts vary in the degree of compromise required. A Summoner who performs marginally in the Ritual of Mastery must settle for a strict pint, one with many compromises and required from the Summoner in return for the slightest task from the demon. On the other hand, exemplary use of willpower to master a demon can result in a pact that is a veritable certificate of ownership, with some trivial favor owed the demon in return for years of servitude. Most pacts fall somewhere between these extremes, with minor tasks performed without special acknowledgement and major tasks performed only with some demonic appeasement.

## Cardinal Pacts

he Cardinal is the pact which offers a demon the summoner's soul in return for a large favor. Only demons of level IX+ may produce Cardinal Pacts. Such pacts usually offer broad, almost unlimited access to a powerful demon's favors, but only for a limited time, or toward a single goal. Cardinal Pacts permanently trap a Magick User's soul in the Devil's clutches. As such, Cardinal Pacts may only be signed by a willing signatory, under no physical duress (otherwise, Watchers declare the pacts void).

Most demons on the verge of completing Cardinal Pacts show up in their most pleasing human forms, thus putting victims at ease and preventing last-minute changes of heart. If the Summoner does change his mind, the demon is entitled to attack him unless the Summoner has prepared a protection circle (which must be overcome by the demon). By attacking, the demon hopes to liberate the Summoner's soul before it can seek salvation.


## Sumptuary Bonds

hese contracts, sometimes called "back-scratching pacts," are the most common pacts used in Rituals of Summoning. Sumptuary bonds are used to bind demons to tasks and labors. The name is derived from English sumptuary laws, which are very specific, and sometimes very petty rules of purchasing used to enforce, among other things, differences in modes of dress between the aristocracy and lower classes. One such law states that only royalty can wear purple. Demons bound to these pacts are also bound to such petty performances.

Infernal sumptuary bonds list tasks a demon performs, in return for so many favors of a similar ilk. Like humans, demons are not always practical. Minor demons are notorious for requiring favors that are silly and trivial. Certain imps have been known to demand belly rubs and undignified dances from captors. Others of more solemn aspect can require more ominous or practical favors, like the letting of a drop of blood from the Summoner's left palm.

Almost any demand may be made with a sumptuary bond, from recital of a poem denouncing the Church, to human sacrifice.

## Granting Compacts


hile it is possible to force a demon to do a task, or to use one of its powers in the pursuit of a task, the demon's contribution need not be immediately fulfilled. There may be many reasons for a delay in a demon's favors. A demon that's already bound to a Summoner might be distant from the Summoner when the human requires a favor and thus must be contacted tragically. A bound demon might also be dismissed by another Summoner before the demon can fulfill the favor owed its master. (In this case the dismissed demon is no longer bound to the former master, and must be summoned again to resume the binding. However, the favor owed to the former master must still be fulfilled according to the word of the old contract.) A Summoner might also want a favor at his disposal that he may call upon whenever necessary.

The granting compact is therefore a guarantee that a demon will fulfill its part of the bargain at another time, usually after the Summoner has followed through on his part. The demon is always available to the Summoner for the fulfillment of the favor and may be called upon at any time. However, the favor

must meet the degree of the contract. Thus, if the Summoner requests his favor but demands something beyond the scope of the contract, the demon may refuse the request.


Oftentimes, grantings are used to give the appearance that a Summoner is casting a spell or causing a supernatural effect which he cannot actually perform. Having performed the effect, the demon is no longer in service to the Summoner unless several performances of the act were agreed upon. This favor is useful to the Magick User too impatient to spend a time learning a new spell, or when the spell is beyond the Summoner's capabilities.

## Bereavement of Contract

his is not a type of contract but a degree of success in the Ritual of Summoning. The Summoner so intimidates the demon that it not only serves the human, but is forced to tear up the contract for that service upon completion. Bereavement forces the demon to admit its servitude to the master without provision. The demon may still struggle to escape, and must still be controlled while in custody, but receives no favors for its labor, and that labor may continue indefinitely.

It is impossible to bereave a demon of a Cardinal Pact, since, under the terms of such a pact, the demon arrives unheralded after a specific request is made by the Summoner. Other pacts may be voided in this manner, though.


## Implication of the Cardinal Pact

hen a demon sinks back down to Hell with a Cardinal Pact willingly signed by a mortal, the Infernal entity is not satisfied by a mere piece of paper. The demon wants solid proof of the Summoner's willingness to sacrifice her soul on death. The written contract is a mere token of the Summoner's good faith, but the Summoner's spirit is proof positive of the human's loyalty. Once a Cardinal Pact is signed, the signatory no longer has a spirit. Immediately after the demon is dismissed, it reappears as if the dismissal failed to work. The deacon then proceeds to offer its services to the Magick User in fulfillment of its part of the pact.

The reason behind the apparent failure of the dismissal is quite simple. The dismissal actually affects the pact signer's own spirit. The spirit is sent to the appropriate devil in Hell and the demon accompanies it to ensure its safe arrival. Thus, the dismissal delivers the spirit and not the demon to the devil's soul. The demon itself can then return to the Summoner to fulfill the pact between them.

Note, however, that if the demon has already fulfilled its side of the Cardinal Pact upon dismissal, it takes the Summoner's spirit to Hell and does not return to the Summoner. It is free to pursue other Infernal delights.


## Cardinal Demands

emand demands are the purview of Summoners, people who command service from Infernal entities. There is one pact, however, that is available to Magick Users and mortals alike, and offers powers never before possessed: the Pact of Ashes. This pact is a statement of high treason against Christian faith, and gives the signatory unopposed access to Infernal powers. Certainly the mortal grows in power as a result of the pact, but the one who gains real power is the demon providing worldly powers, for it gets an eternal soul and spirit.

Seeking worldly power is human wish fulfillment, plain and simple. If the partaker is a Magick User, Contact spells do not demand attendance. A mere requested audience with the demon is enough to assure the Summoner powers; they are not forced from the creature. A Cardinal Pact and its fulfillment is the only sort wherein a demon takes initiative and invents an overall plan. That is, the demon is not forced to perform only specific, explicit tasks demanded by a domineering human.

A Summoner need not be careful of his requests in a Cardinal Pact, unless literal translation of those desires would cause death. The demand, "Make the college of cardinals elect me as the next Pope," is all that's required to enact a years-long campaign of manipulation, intimidation and murder that results in the Summoner's election as Pope. Provided the goals are selfish and of ill virtue, the liege-angel is more than willing to work to the Summoner's advantage. Some demons even enjoy carrying out a Cardinal sinner's desires, and best of all, they get to taste the sinner's soul when he dies.

## Divine Intervention

ummoner's ultimate, final resort is complete repentance and a heartfelt desire to join with God. Fear of the Devil and the desire for self-preservation are not enough. True cosmic grief and profound rediscovery of Christ's message is all that works, and such things are entirely in player and GameMaster hands, for no dice rolls can be made to represent repentance. The only rule of any sort in this regard is that simple faith is a requisite. Thus, lacking

faith, most Magick Users are beyond Divine notice.

Saints and angels can tear up Infernal pacts, deny souls during the trial of Accusation, or prevent souls from going directly to Hell.

## Rituals of Divorce



any Summoners believe they can resort to supernatural practices to break Hell's grasp on their souls. In general, such magicks are called rituals of divorce, and may take place at any stage in a Magick User's career, with unknown results.

Such rescue from Hell can even occur after death. In one case, a Summoner, fearing that his soul would go to Hell upon death if he did not take action, left detailed instructions about his funeral:

"Immediately upon death, sew up my body in a deerskin and place it in a stone coffin. Fasten the lid with iron and lead fixtures, bind it with three chains, and bury in on the fourth day after death. Hire fifty psalm singers, and have fifty different priests throughout the land give Masses in my name for three days before my burial."

## The Blasphemous Canonization



f you can't beat 'em, join 'em. The most vile and ill-spoken of all Summoners can become supreme examples of their particular depravities and thus achieve the equivalent of saint status in Hell. Such souls become Patrons of Sinful Circumstance, the Cult of Saints for the diabolic. Devil's Churches have artwork depicting their evil saints, special chants and holidays based on their saints, and rules for canonization and an intermediate wicked (instead of blessed) stage of recognition. Any cultural and theological role that saints fulfill among the true Church can be stolen and reversed by the dark congregation.

Achieving status as such a Dark Saint affords a more comfortable existence in Hell. Thus, Summoners who know their demise is imminent may indulge wholly and passionately in a single sin, hoping to attain Patron status.

## Angelology



he word angel comes from angelos, or messenger. Angels, however, are not mere Divine messengers, but rather manifestations of God's will embodied in spirit form. An angel's perception is causal-based. That is, an angel sees not just something or someone, but also "sees" all the causes and effects that make up that something or someone. An angel does this intuitively and automatically. Angels are not logical, and do not understand logical progression. To them, things are or they aren't, according to the will of God.

Angels do not normally possess physical bodies. It is another mystery of God that they can manifest bodies, swords which cut, and harps which cause the air to vibrate. It is literally impossible to kill an angel. It is possible that a character possessing Infernal power might cause an angel to leave an area or a place, but not out of fear. Angels in spirit form therefore do not have Body Levels, and are not physically damaged by anything (however, those assuming bodily form can have that form damaged. Spirit form angels do not need to eat, sleep or drink, either. They can speak any language ever created, including, if need be, the Dark Tongue of Hell.

Angels are infallible vessels of the word of God. That is, they know the word and will of God perfectly. In this they are literally the Hand of God made coherent in spirit form (and physical form when they assume it). Angels do not allow anyone to worship them, do not crave worship, and correct anyone who tries to venerate them. They are not saints to be implored for intercession or aid. Angels act because God wills them to do so.

At times angels are completely filled with and taken over by God, who speaks directly through them in a booming voice. When this happens the angel glows brighter than the sun, forcing viewers to avert their eyes or be blinded. Since all are made in God's image, those hearing the voice of God cannot mistake it.

## Angelic Hierarchy

The Angels are organized into several orders, or Angelic Choirs. The descending order of rank can be inferred as following:

1. First Sphere: Angels of the First Sphere work as heavenly guardians of God's throne.
  - Seraphim
  - Cherubim
  - Thrones/Ophanim
2. Second Sphere: Angels of the Second Sphere work as heavenly governors.
  - Dominions

- Virtues
- Powers

3. Third Sphere: Angels who function as heavenly messengers and soldiers.

- Principalities
- Archangels - Archangeloi
- Angels - Angeloi

SERAPHIN: Seraphim (singular "Seraph") serve as the caretakers of God's throne and continuously shout praises: "Holy, holy, holy is the Lord of hosts. All the earth is filled with His Glory." The name Seraphim means "the burning ones." The Seraphim have six wings; two covering their faces, two covering their bodies ("feet"), and two with which they fly. Two of which are named Seraphiel and Metatron. Seraphiel has the head of an eagle. Bright light emanates from them that nothing, not even other angelic beings, can look upon them. There are four of them surrounding God's throne, where they burn eternally from love and zeal for God. Seraphim are usually garbed in the image of God—that is, in the image of humanity. It is the seraphim who are the major agents of the Divine on earth. Each consecrated altar, from the lowliest village shrine to the Lateran Church of the Pope, has at least one attendant seraph who watches over it. Furthermore, anyone with a Alignment score of 1 or 2 has an attendant seraph who watches (and may guide) the person. Angels of peace (guardian angels) are also seraphs. Any demon of level IX+ that manifests on earth is also watched (but not interfered with) by an attendant seraph. Seraphim also Enfold people who are pious and virtuous in the face of oppression, sin and temptation. In the plan of God's host, the seraphim are the noble knights. In battle they ride winged steeds made of pure light and wield swords made of God's wrath.

CHERUBIN: Cherubim are considered the elect beings for the purpose of protection. Cherubim guard the way to the tree of life in the Garden of Eden and the throne of God. The cherubim are usually clothed in the raiment of various Divine animals — lions, oxen, eagles — and are sometimes winged, sometimes not. Sometimes they look like small children. The cherubim are the lowest of the host, although they have the most duties as a whole. It is thought that cherubim carry particularly holy and earnest prayers directly from humanity to appropriate saints or the Divinity. The cherubim keep an eye on Infernal beings, faeries and even Magick Users. Sometimes cherubim, in passing, Enfold those who behave virtuously (thus giving rise to the phrase, "an angel passed...," when conversation is at a lull.) The cherubim act as support forces, chief messengers and scouts for the heavenly host.

OPHANIM: The Ophanim (also known as Thrones) are unusual looking even compared to the other celestial beings; They appear as a beryl-coloured wheel-within-a-wheel, their rims covered with hundreds of eyes. They are closely connected with the Cherubim: "When they moved, the others moved; when they stopped, the others stopped; and when they rose from the earth, the wheels rose along with them."

DOMINIONS: The Dominions, also known as the Hashmallim, hold the task of regulating the duties of lower angels. It is only with extreme rarity that the angelic lords make themselves physically known to humans. They are also the angels who preside over nations. The Dominions are believed to look like divinely beautiful humans with a pair of feathered wings, much like the common representation of Angels, but they may be distinguished from other groups by wielding orbs of light fastened to the heads of their sceptres or on the pommel of their swords.

VIRTUES: The Virtues or Strongholds lie beyond the Ophanim (Thrones/Wheels). Their primary duty is to supervise the movements of the heavenly bodies in order to ensure that the cosmos remains in order. The name of the holy Virtues signifies a certain powerful and unshakable virility welling forth into all their Godlike energies; not being weak and feeble for any reception of the divine Illuminations granted to it; mounting upwards in fullness of power to an assimilation with God; never falling away from the Divine Life through its own weakness, but ascending unwaveringly to the superessential Virtue which is the Source of virtue: fashioning itself, as far as it may, in virtue; perfectly turned towards the Source of virtue, and flowing forth providentially to those below it, abundantly filling them with virtue.

POWERS: Powers or Authorities appear to collaborate, in power and authority (as implied in their etymology source), with the Principalities (Rulers). The Powers are the bearers of conscience and the keepers of history. They are also the warrior angels created to be completely loyal to God. Some believe that no Power has ever fallen from grace, but another theory states that Satan was the Chief of the Powers before he Fell. Their duty is to oversee the distribution of power among humankind, hence their name.

PRINCIPALITIES: Principalities or Rulers are shown wearing a crown and carrying a sceptre. Their duty also is said to be to carry out the orders given to them by the Dominions and bequeath blessings to the material world. Their task is to oversee groups of people. They are the educators and guardians of the realm of earth both individuals, as well as groups. As beings related to the world of the germinal ideas, they are said to inspire living things to many things such as art or science.

ARCHANGELS: The word archangel means chief angel and are the highest ranking angels. There are 7 Archangels: Michael, Gabriel, Raphael, Uriel, Raguel, Saraqael and Remiel. They are the guardian angels of nations and countries, and are concerned with the issues and events surrounding these, including politics, military matters, commerce and trade.

The 7 Archangels and their tasks:

- Michael (translation: who is like God), performs God's kindness. He is 'one of the chief princes', 'the great prince', 'a mighty warrior' and 'leader of other angels'. Michael fought with, and threw out Lucifer from Heaven. He is often depicted wearing medieval armour, ready for battle. In the south, Michael is the protector and guardian. He establishes boundaries, sets limits, and guards and preserves people and places. His is also the power of holy fire, which cleanses and purges the unholy. Michael is the Lord of Wards and thus can offer magical protection. One of his special concerns is the Order of Hermes. He is also a warrior, and may be sought for protection against the Infernal. Michael holds sway over Hell through the Watchers of Hell, and thus Pious Magi may use his power to banish and command demons. Michael's realm is the realm of all important life decisions, and Michael often aids people in the soul's twilight.
- Gabriel (translation: the strength of God), performs acts of justice and power. He is God's special messenger angel. The color red is linked to Gabriel, signifying he is a manifestation of God's judgment. He is also among the six angels of death; his role is to function as the messenger of death for kings. In the west, gentle Gabriel is the lord of water, healing, memory, mystery, the moon, the stars, faeries and sea travel. Women usually find great power to the west.
- Raphael (translation: God Heals), God's healing force. He bound the Demon Azazel, hand and foot, under a desert called Dudael. In the east, Raphael is the beginning and end of things, the source of all knowledge and learning. He is the Great Healer, bringing with him the powers of solace and the Creation. It was Raphael who was formed into the spirit of God breathed across the waters in Genesis. Raphael, in his association with the east, is also associated with the sun as the provider of all life, and thus has sway over all living and growing things. Weather and birds are his realm, for his is the element of air. His time of power is spring.
- Uriel (translation: the Light of God), leads us to destiny. He is an angel of repentance and stands at the Gate of Eden with a fiery sword. He is also recognized as the Patron Saint of the Sacrament of Confirmation. In the north, dark Uriel rules the earth, darkness, the night, gems, the dead, and things unseen and hidden. Uriel is also the bringer of Divine visions.
- Raguel (translation: Friend of God) is referred to as the archangel of justice, fairness and harmony. His function is to take vengeance on the world of the luminaries who have transgressed God's laws. Raguel brings a course of fire which persecutes all the fallen luminaries. Raguel watches over other angels to make sure they are working well together with mortals in a harmonious and orderly fashion according to Divine order and will. Raguel brings all the other archangels and angels to account for their improper deeds.
- Saraqael (translation: Command of God) is, like Raphael, an angel of healing.
- Remiel (translation: Compassion of God) is the angel of hope, and he is credited with two tasks: he is responsible for divine visions, and he guides the souls of the faithful into Heaven. He is described as "one of the holy angels whom God has set over those who rise" from the dead, in effect the angel that watches over those that are to resurrect.

ANGELS: The Angels, malakhim (messengers or angels), are the lowest order of the angels, and the most recognized. They are the ones most concerned with the affairs of living things. Within the category of the angels, there are many different kinds, with different functions. The angels are sent as messengers to mankind.

## Angelic Appearances



Angels can physically manifest in the world to pursue God's will by taking on a mortal Mantle. These Mantles are pure light made physical. Consequently, angels rarely physically manifest in the world. When they do manifest, angels have Body Levels. As they achieve a state as close to perfection as possible in the flawed world, angels' manifested bodies are very strong, agile and hearty. It is not usually the will of God that His angels be seen and understood, so He often cloaks them in guises of children, peddlers, old ones, goodwives and other innocuous forms. These bodied angels move from place to place, usually without being recognized for what they truly are. Still, an act of unrelenting kindness shown toward a bodied angel results in the kind person receiving a blessing of one kind or another.

Angels sometimes manifest in a way other than spiritual or physical. can suddenly appear to bodied-souls in the material world, glowing with Divine light. can look directly at angels who assume his form. revelation of angels' spiritual bodies is the closest any mortal can come to glimpsing the True Face of God (before seeing it for him or herself). An angel who manifests in this way is said to "appear in full raiment."

As angels appearing in full raiment reveal something of their true

selves, and appear in the physical world, it is possible for them to be harmed by an attack from an Infernal being or substance. Normal physical attacks do not cause harm, but Infernal ones can. Even these attacks do not actually damage the angel, but cause immense pain. After suffering pain, the angel immediately flees the scene (according to God's will, to avoid angelic exposure to the Infernal).

Angels are not required to have wings. Angels who wear Mantles usually take on forms which are quiet and unassuming: a wandering friar, a quiet child, a man in a cloak. The idea that angels have wings comes from the fact that, when they appear in full raiment, the glory of God streams out from them like wings. It's true that some angels, especially the cherubim, do have eagles' wings, and Michael's fiery wings are legendary. Angels can always fly, no matter what form they take, and regardless of whether they have wings.



## Archangels

### Saint Michael of the Sword

Guardian of Heaven, Watcher of Hell, General of the Army of Heaven.

Michael is the first of God's angels in the hierarchy of Heaven. Michael's former better, Lucifer, was defeated by Michael in single combat when Lucifer organized a revolt in Heaven. Michael can often be found in the high watchtowers of Heaven, ever vigilant for signs of attack on the Holy City. From his lofty perch, Michael commands the host, and Seraphim constantly surround him, waiting silently for his wordless commands. Even in times of peace, Michael is never without his sword, the sword of God forged in the light of the True Flame, the Holy Spirit. Michael carries the sword even when he manifests on earth.

Michael commands the Watchers of Hell through nine lanterns; one is located on each level of Hell. These lanterns are thought to be the only light in that eternal dark, revealing the tortures the damned receive as punishment. Michael is able to manifest in Hell as well, and it is this ability, used to rebuke the Watchers, that keeps them in line. Because of Michael's post as highest Watcher of Hell, he presides at the Court of Judgment in Purgatory, where demons come to Accuse souls and take those who have sinned to Hell. Michael is charged with the guardianship of Eden. Two of his lieutenants always watch the gates of the Garden.

Michael is a puissant warrior, having defeated Lucifer even when the now-fallen angel was at the height of his glory in Heaven. Michael's symbol is the seraph, showing his ultimate dominion over the host Michael appears as a fiery angel, wielding a great sword that is also of flame. His wings are twin fanned flames. His eyes are orange and yellow. Michael is steadfast, grim, unmoving and silent. He does not show mercy. He is stern and commanding.

Although Michael is traditionally recognized as a saint, he does not directly answer prayers addressed to him, for his duties as an angel preclude such. Seraphim are usually sent to handle prayers to him. In Heaven, a messenger seraph bearing a scroll with the fiery seal of Michael is given special privilege and is never hindered on its path.

### Saint Gabriel of the Horn

Herald of God, Keeper of the Book of Life, Governor of New Jerusalem, and Most Favored of Mary.

Gabriel is destined to sound the horn on the Day of Judgment which will mark the end of the world, as described in the of John. As Herald of God, Gabriel is responsible for knowing the names of all those who enter the Kingdom of Heaven. He stands at the gates of New Jerusalem and calls aloud the name of each soul that enters.

As Herald, Gabriel is also responsible for the compilation of the Book of Life, which will be used at the judgment of the Quick and the Dead on the Day of Judgment.

He is the Governor of New Jerusalem, responsible for the upkeep and welfare of the City of Heaven's grounds and citizens. In the event of his being apprised of an Infernal attack on Heaven (most likely by Michael's warning), Gabriel will sound his horn and call out the City's Seraphim militia to defend the gates. As he is Governor of the Heavenly City, Gabriel is also patron of governors and those who care for cities.

Gabriel is the Guardian of the Holy Grail and it is only through his auspices that it may be recovered. As Grail guardian, Gabriel is directly responsible for the code of chivalry; chivalry is inspired by the ideals and virtues Gabriel has promoted through the Grail and its legends.

Gabriel is the most favored of Mary because he first appeared to



her to announce, "Hail Mary, full of Grace" the annunciation of the Immaculate Conception. As Mary's favorite, Gabriel often attends her before the Divine Seat, and is personally responsible for seeing that prayers of supplication reach her.

Gabriel often Enfolds and Envisions women and children who are in danger, or who are in need of solace or wisdom. He has been known to Enfold women who cry out his name in the night, saving their physical lives.

Gabriel's symbol is the lion, which demonstrates his courage, nobility and strength, all of which are bestowed by God. In the army of God, Gabriel is always at Michael's right hand. He appears in a soft blue raiment, with blue-green wings that seem to pulse softly with rippling light. His eyes are soft green-blue.

## Saint Raphael the Merciful

Harper of the Heavenly Host, Lord of the Tempest, Archangel of Healing, Music, Peace, and Weather.

Perhaps in contrast to Michael, Raphael bears no weapon, and is not a warrior. Raphael, in his guise as a healer, brings solace of mind, body and soul. He is concerned with every act of the Sacrament of Unction and is called on to aid in healing of all kinds. Raphael has on occasion come into conflict with Michael, specifically during cases when a soul pleads for mercy.

Raphael is also the scholar of Heaven and thus serves the Holy Word, Logos, directly. Through this service, Raphael can impart flashes of knowledge to mortals on earth; he often Enfolds and Envisions those who study the word of God, to encourage them.

Raphael's music heals, brings peace, lights the darkness, and causes the soul to take flight. He is the angel of the sun, and it is Raphael's duty to see that the sun rises every morning. He is often called upon to perform for the assembled multitudes of souls in the Great Cathedral of Heaven. Under his command, cherubim fly to die four winds and he directs them; the four winds are under Raphael's direct control. (Raphael has a special fondness for sailors and fishers, for they depend upon the wind. He occasionally intervenes directly in cases of fishermen caught in storms at sea.)

Raphael is concerned with the world and often travels there to study its events. He is perhaps the most approachable and most talkative of all the archangels in the sense that he is perfectly willing to share conversation with anyone who can comprehend him. Indeed, he enjoys exchanging information with mortals as the experience is quite novel for him. Even a few Summoners have managed to call upon him from time to time, although the supplication they perform to bring him forth hardly compels him. Raphael is simply curious why someone might need him so badly that a ritual is performed just to reach him.

Although Raphael is peaceful, he can be angered. Abuse often raises his ire. When angered, Raphael's control of the everpresent air makes him a powerful foe. Even the gentlest of winds can sometimes turn into a terrible hurricane. Raphael's full nature, then, is embodied by his symbol, an eagle: proud, noble, flying high, but deadly.

## Saint Uriel the Wise

Watcher of Earth, Dark Angel, Angel of Death Uriel is the archangel most interested in the world and all that goes on in it. He is most often in the realm of Purgatory, where he ensures that the disposition of souls goes smoothly. Saint Uriel sees to it that souls destined for Purgatory get there. Because he spends much time in the company of elderly and aged souls that he bears to the afterlife, Uriel has come close to the wisdom of God, and is considered extremely wise.

Because Uriel is the Angel of Death he is not particularly popular as a saint. It was Uriel who brought the final plague upon Egypt, on the night when the firstborn sons of all Egypt were slain. Uriel is the Governor and Watcher of Purgatory. As such, it is his responsibility to see that souls entrusted to his care are not harmed or molested, and to see that each and every soul works toward release from Purgatorial obligation. Travelers of the spirit world sometimes encounter Uriel or his lieutenants when trying to enter Purgatory.

Uriel's symbol is the ox, or bull, which represents the toil and work of life and the reality of Purgatory.

## The powers of Angels

### The Enfolding

Angels are comforters as well as messengers. When they encounter suffering directly, and see (through their causal senses) that the suffering is not directly due to sin, angels sometimes Enfold bodied souls in an embrace. This Enfolding usually does nothing but give the soul a moment of peace, a breath or two of mercy. Sometimes it has the effect of inspiring the soul to greater achievements. Enfolded, a soul is perfectly safe, even if the soul's body is not. No Magick or Demon can lure the soul of a person who is Enfolded. If a character is Enfolded, his player may actually take a "timeless" moment out of play. The game pauses for this moment and the

character may gain new insights into his situation given that he has no momentary earthly concerns (the player is allowed an opportunity to ponder ways out of a situation, and the GameMaster might offer some hints).

Of course, in the chronology of the adventure, the Enfolding takes but a twinkling of an eye. Sometimes an angel's Enfolding also heals or protects the physical body of a person. Some of the angels are capable of this physical mercy. A person who is wounded or dying can be Enfolded by an angel; this act gives the dying person's soul and spirit the solace needed to prepare for the next life. In this case, the Sacrament of Unction is superfluous. Many saints were Enfolded by angels who appeared to them. Would-be saints may also experience such visitations.

### The Envisioning



Angels (especially archangels) often manifest in the dreams of people. They bring with them symbols and places that are meaningful either to God's will or the subject's experience. Dream visions are a way for angels to impart messages from God. Cherubim are fond of Envisioning infants who are asleep, giving them dreams of the Kingdom of Heaven. Seraphim sometimes Envision themselves in the dreams of the clergy, pointing out potential problems and failures. It is far easier for an angel to Envision than it is for it to manifest in any other way.

Even non-Christians can receive dream visions from angels (although Envisioning in the minds of Chaotists is rare and often involves frightful scenes of damnation). If an angel Envisions someone when that person is awake, the vision comes to the subject as a waking dream, and people may think the recipient mad. The person receiving the vision believes it to be reality and interacts with it and it alone, ignoring the outside world. The results of this upon the subject's material body are up to you to determine. The recipient's physical form might be spared harm by the equally protecting angel, or allowed to blunder into harm if many sins weigh upon the subject. It was a vision of a spearhead, the Longine's Spear (that which pierced Christ's side), that started the First Crusade. The holiness of the dream was proven when the spearhead was located by crusaders, in the very spot described by the vision.



### Weaponsmithing



Weaponsmiths work at their level of competence; a Weaponsmith will devote most of his time to making the best items he can, and not to making items that could also be built by lower level Weaponsmiths. In other words, it is assumed that Weaponsmiths of MKL 4 are the only ones making +3 weapons; those of lower levels do not have the ability, and those of higher levels have better things to do with their time.

The process as given in the final column are considerably larger than the costs. This is because the buyer is not, in most cases, the first owner of an item; transportation costs and profits act to increase the price substantially. A fivefold increase is, admittedly, somewhat arbitrary, but if we err, it is on the conservative side. If a character wished to avoid the listed costs (and incidentally, the listed availability) he could commission the item direct from the source, simply by finding the correct level Weaponsmith (who would need to be free at the time and not in the middle of some three or four year enchantment), successfully influencing him (and his patron or lord, if he is a commoner working for a feudal lord), paying him in advance, and then waiting the requisite time. This system works fine when ordering a weapon for a five year old son to use when he is knighted; it has its limitations if one needs the weapon right now.

It is also very unlikely that an ego sword would consent to being sold to anyone with the money; likewise, it is doubtful that this same sword would care if a person the sword approves of has enough money to pay the Guild price to the current owner, whom the sword already dislikes enough to leave. Prices for these weapons are given essentially for their 'Gosh, Wow' value; a proper price for one might well be and s Kingdom, if the kingdom is big enough.

Availability of magical weapons is a function of their Power. The rarer a weapon, the greater its Power because the amount of time and single minded effort that goes into their forging is often more than a Weaponsmith is prepared to devote. Weapons of Power are the magnum opus of a Weaponsmith, the epitome of his skill and art, and he seldom forges more than one or two in a lifetime for some Great Purpose. Most of his work is with +1 to +3 armaments. When using the availability probabilities, note that some values are less than 1%, For instance, there is only a 0.1% chance for a +10 Knight's Broadsword. In other words, a 1% must be rolled on 1d100; then a second roll must be on the 1d100. If the sword is to have special properties - for example, a flaming weapon - then the second roll is multiplied by the multiplier given: 10% x 0.1 = 1% chance on the second roll of a Flaming +10 Sword.

Longbow of Distance	+5728.00	x 0.01	+28 640
Longbow of Unerring Aim	+10275.00	x 0.01	+51 375
+1 Heavy Crossbow	221.00	40%	665
+2 Heavy Crossbow	213.00	15%	1 065
+3 Heavy Crossbow	374.00	05%	1 870
+4 Heavy Crossbow	600.00	03%	3 000
+5 Heavy Crossbow	1422.00	02%	7 110
+6 Heavy Crossbow	4735.00	01%	26 040
+7 Heavy Crossbow	9276.00	0.1%	55 656
Crossbow of Distance	+5728.00	x 0.01	+28 640
Crossbow of Unerring Aim	+10275.00	x 0.01	+51 375

\* 1d20 +1 Arrows or Quarrels will be available for sale.

\*\* 1d6 +2 Arrows or Quarrels will be available for sale.

### Costs Of Enchanting Various Items

Item	Temper (no. of doses)	Time (weeks)	Cost (SP)
+1 Arrow	0.1	0.05	119
+1 Weapon	3	3	897
-1 Armor	3	2	658
+2 Weapon	5	5	1 640
-1 Shield	2	1	376
-1 Helm	1	1	328
+2 Arrow	0.2	0.1	60
+1 Bow	5	5	1 640
+3 Weapon	14	14	5 054
+3 Arrow	0.3	1.75 days	123
-2 Armor	6	5	1 851
+2 Bow	7	7	2 527
-2 Shield	4	4	1 580
-2 Helm	2	4	1 490
-3 Armor	9	7	3 091
-3 Shield	6	5	2 364
-3 Helm	3	5	2 232
+4 Arrow	0.4	0.5	261
+4 Weapon	22	22	10 956
+3 Bow	14	14	6 972
-4 Armor	12	14	7 376
-4 Shield	8	10	5 586
+5 Arrow	0.5	0.75	484
-4 Helm	4	10	5 418
+5 Weapon	28	28	16 884
+4 Bow	21	21	12 663
+6 Arrow	0.6	1.75	1 074
+5 Bow	52	52	33 176
+6 Weapon	59	59	37 642
Flaming Weapon	52	52	34 996
+7 Arrow	0.7	5.2	3 554
Ego Weapon	52	52	36 812
+6 Bow	156	156	115 908
+7 Weapon	163	163	121 109
-5 Armor	15	21	16 815
-4 Shield	10	16	13 310
-5 Helm	5	16	13 095
+8 Arrow	0.8	10.4	8 552
+7 Bow	260	260	229 580
+8 Weapon	267	267	235 761
+9 Arrow	0.9	15.6	13 208
+9 Weapon	371	371	240 580
Dancing Weapon	156	156	2 204 000
Bow of Distance	156	156	143 208
+10 Weapon	527	527	502 231
Bane Weapon	156	156	2 379 000
Vorpal Blade	156	156	2 466 000
Bow of Unerring Aim	260	260	256 880
Holy Weapon	364	364	5 754 000

Arrows and Quarrels fashioned and enchanted in this list are made of Elven yew and steel for a 1, +2, and +3 missiles. Elven yew and Star of Iron are used in missiles of +4 and higher. Prices are given per arrow or crossbow quarrel, as are costs of producing them.

Bows are fashioned out of Elvish yew. Also, to draw a bow eight magical properties requires additional Strength and/or Dexterity. Each (+) value also increases Bash probabilities by +3%.

Crossbows are fashioned out of Elvish yew and steel. Each (+) value also increases Bash probabilities by +4%. Only characters who specialized in the Heavy Crossbow as a favorite weapon may employ it; the weapon does require special skill to operate and maintain it efficiently. Such characters tend to be mercenary men-at-arms.

Bow/Crossbow of Distance is a longbow or crossbow which has the extraordinary magical property of propelling a magical arrow much farther than would be possible otherwise. The additional distance is a function of both the arrow being fired and the magical bonus of the bow. For example, a +6 Bow of Distance fires a +5 arrow. The range is  $(6 + 5)/2 = 5.5$  Times the range of an ordinary Longbow. The bowman must, of course, possess excellent eyesight and has to see the target to hit at such long range. Note that there are no bonuses to hit probabilities when the bow is used to develop extended ranges, but full damage and bash bonuses apply. Within normal ranges, the arrow would have +5 bonuses to hit.

Bow/Crossbow of Unerring Aim is a longbow or crossbow which has the extraordinary magical property of propelling a magical arrow with special accuracy. The hit probability can receive up to a +7 bonus, depending upon the characteristics of the bow, in addition to any magical bonuses for the arrows used. Even more significant, the weapon will have an increased chance of scoring a critical hit to a target struck by the arrow. The Critical Hit Multiplier is found by adding the magical bonus of the bow to that of the arrow, dividing by 2 and then multiplying the result times the basic critical hit probability of the weapon. For instance, a +6 bow and a +2 arrow have a  $(6 + 2)/2 = 4$  times the critical hit chances of a normal weapon and arrow. In the case of normal arrows fired by a bow/crossbow of Unerring Accuracy, add 0 (arrow bonus) to the magical bonus of the bow, divide by 2, etc. Such weapons can be employed only by characters who have specialized in their use as a favorite weapon.

Arrows/Quarrels of Bane may be fashioned in the following manner. A quantity of magical materials from the creature to be slain must be worked into the missile. Then it must be enchanted as for a Bow/Crossbow of Unerring Aim. (Cost = cost of missile + 25% of cost of a Bow/Crossbow of Unerring Aim; same for prices for customers). Such a bane will function as if fired from a Bow/Crossbow of Unerring Aim even if only an ordinary bow or crossbow is used. Its damage effect are automatically critical if it strikes home, with no glancing blow possible. Further, unless it is removed from the victim (10% chance per turn of being pulled out or knocked loose, unless cut free by a Physician performing surgery), twice the (+) value of the arrow or quarrel in damage points will be delivered to the body each turn it remains buried. Most significant, if fired from a Bow/Crossbow of Distance, the arrow will permit the bonuses of both the bow and the arrow to be added, etc., to provide a hit probability bonus, even if the victim is beyond normal range. Banes are normally fashioned to slay monsters. In lawful society a Bane against Trolls or Giants or WereWolves is regarded as quite fitting and proper; however, a Bane against a Kindred Race (Men/ Elves/Dwarves/Hobbits) is akin to undeclared war against an entire race and will be viewed very dimly indeed! Further, in the latter case, usually only a particular individual will have the Bane enchanted against him.

Availability of magical bows, arrows, etc. may appear rather common to the passing glance. However, it should be noted that the percentage refer to the chance of acquiring a weapon from a Weaponsmith, Such Mage-Armourers are not commonly encountered, unlike the normal variety of armourer. Rarity thus becomes more likely. Further, in the open market, all likelihood of discovering a weapon for sale are halved in major population regions and are quartered in less populated region, with only +1 to +3 weapons being available. In the end, it will be the Game Master who decides upon the availability of a given weapon. If he desires them to be more common, he will adjust chances accordingly. If he desires them to be rare, again he will act accordingly. Such matters are vital to the whole course and balance of game play, and thus, the Game Master should be the final authority on the matter, not printed random probability tables which cannot anticipate the needs and attitudes of every Game Master.

### Missile Weapon Costs & Prices

Weapon Type	Cost of production (GP)	Availability	Maximum Price (GP)
+1 Arrow/Quarrel	4.75	85%*	6
+2 Arrow/Quarrel	2.40	40%**	16
+3 Arrow/Quarrel	4.90	15%	28
+4 Arrow/Quarrel	12.00	05%	60
+5 Arrow/Quarrel	19.40	03%	88
+6 Arrow/Quarrel	43.00	01%	200
+7 Arrow/Quarrel	142.00	0.1%	710
+8 Arrow/Quarrel	342.00	0.1%	1 710
+9 Arrow/Quarrel	528.00	0.1%	2 640
+1 Longbow	108.00	70%	400
+2 Longbow	138.50	35%	680
+3 Longbow	318.00	20%	1 590
+4 Longbow	551.00	08%	2 760
+5 Longbow	1374.00	04%	6 865
+6 Longbow	4689.00	01%	25 790
+7 Longbow	9245.00	0.1%	46 225

## Melee Weapon Costs & Prices

Weapon Type	Cost of production (GP)	Availability	Maximum Price (GP)
+1 Knights Sword	210	60%	500
+2 Knights Sword	180	30%	1 000
+3 Knights Sword	270	15%	1 500
+4 Knights Sword	515	05%	3 000
+5 Knights Sword	755	02%	5 000
+6 Knights Sword	1635	02%	10 000
+7 Knights Sword	4975	01%	25 000
+8 Knights Sword	9570	0.1%	50 000
+9 Knights Sword	13762	0.1%	75 000
+10 Knights Sword	20230	0.1%	100 000
+1 2-Handed Sword*	331	35%	800
+2 2-Handed Sword	255	20%	1 250
+3 2-Handed Sword	310	10%	150
+4 2-Handed Sword**	550	05%	3 500
+5 2-Handed Sword	780	01%	6 000
+1 Flail***	325	40%	600
+2 Flail	245	20%	1 100
+3 Flail	305	15%	1 500

### Special Qualities for Weapons

Flaming Weapon	+1400	x0.1	+7 000
Ego Sword	+1470	x0.05	+7 500
Dancing Sword	+88160	x0.01	+400 000
Returning Weapon	+44080	x0.01	+200 000
Vorpal Blade	+98640	x0.01	+425 000
Holy Sword	+230170	x0.001	+1 100 000
+ Alchemical Ruby	+20000	x0.1	+100 000
+ Cabbalist Runes		x0.1	

\* Also 2-Handed Battle Axe or Nordic Broad Axe, Halberd and Lance of +1 to +5.

\*\* Dwarvish or Nordic War Hammer, Norman War Axe, Mace, Flail, Morning Star, Bastard Sword, Falchions and Chivalric War Hammers of +4 or +5.

\*\*\* Also Dwarvish or Nordic War Hammer, Norman War Axe, Mace, War Hammer, Morning Star, Bastard Sword, and Falchion of +1 to +3. See note (\*\*) for +4 and +5 weapons.

Note also that Barbarian Longswords (+1 to +10) are the same in cost and price as Knights swords. Scimitars (+1 to +5) are at 2/3 of the knights sword cost but sell at the same price. Shortswords (+1 to +5) are at 1/2 the costs and prices of knights swords. Daggers (+1 to +5) are at 1/4 the costs and prices of knights swords. Light swords compare to scimitars.

## Armor Costs & Prices

Armor Type	Cost of production (GP)	Availability	Maximum Price (GP)
-1 Chainmail Shirt	700	60%	800
-2 Chainmail Shirt	330	25%	1 200
-3 Chainmail Shirt	300	10%	1 600
-4 Chainmail Shirt	440	05%	2 200
-5 Chainmail Shirt	820	02%	4 000
-1 Chain HauberK	1100	60%	1 200
-2 Chain HauberK	485	20%	1 750
-3 Chain HauberK	410	05%	2 500
-4 Chain HauberK	530	02%	4 000
-5 Chain HauberK	910	01%	6 000
-1 Superior HauberK	1380	60%	1 550
-2 Superior HauberK	590	15%	2 250
-3 Superior HauberK	480	05%	3 000
-4 Superior HauberK	590	02%	5 000
-5 Superior HauberK	970	01%	7 500
-1 Platemail Armor	1665	40%	1 800
-2 Platemail Armor	720	10%	2 500
-3 Platemail Armor	590	05%	3 600
-4 Platemail Armor	690	02%	6 000
-5 Platemail Armor	1100	01%	9 000
-1 Plate Armor	2110	30%	2 300
-2 Plate Armor	930	07%	3 250
-3 Plate Armor	760	03%	4 650
-4 Plate Armor	860	02%	7 500
-5 Plate Armor	1320	01%	10 750
-1 Heavy Shield	145	75%	240
-2 Heavy Shield	130	40%	500
-3 Heavy Shield	145	20%	750
-4 Heavy Shield	260	05%	1 400
-5 Heavy Shield	570	01%	2 800
-1 Bascinet Helm	80	40%	120
-2 Bascinet Helm	85	15%	360
-3 Bascinet Helm	115	08%	560
-4 Bascinet Helm	235	05%	1 200
-5 Bascinet Helm	545	01%	2 500

Costs of Armour are based upon a standard character of 160 dr. weight. Larger characters require proportionately more armor, and costs and sales prices are also increased in proportion. For

example, a 200 dr. maxi would need armour 200/160 = 1.25 more extensive. This increases costs and price by 125%. Similarly, smaller characters need proportionately less armor and costs are accordingly reduced in proportion.

Availability is assumed for the size of the character asking, to avoid complications. Thus, if a 400 dr. Hero just happened to find a -3 hauberK in stock, it is just his size. It might be that the Weaponsmith has to make a few alterations, but it is assumed that he has the material on hand to perform the task. As in the case of weapons, armor becomes increasingly hard to find vs its protective qualities increase.

Mithril Armor will provide -7 protection. However, such armor is so rare that one should not even contemplate purchasing it on the open market. The cost would be incredible as well, requiring the resources of a kingdom to finance even the fashioning, let alone the purchase of it. If a suit of Mithril is ever found, the chances are only 1% that it will fit anyone in the party (each checks). To have it altered costs five times as much as a suit of -5 plate armor, provided that such alterations can be made downward to a person smaller than the armor was fashioned for; larger characters will have to find a Mithril mine to obtain the extra metal required to forge the additional links or plates.

## Power Of Runes On Weapons & Scrolls

**W**eapons may have runes placed on them by Cabbalists working with a Weaponsmith or by Nordic Weaponsmiths and Mages. The following tables provide guidelines for randomly determining the chance for such Runes of Power to be inscribed on a sword-blade, the power of the magical inscriptions, and the type of inscriptions.

The presence of magical runes on a blade (as opposed to mere inscriptions which have no magical powers as such) is directly related to the hit bonuses of the weapons concerned. Swords are most likely to have Runes of Power. Use the following progressions:

Sword:	Other:
+1 = 5%	+1 = 5%
+2 = 10%	+2 = 10%
+3 = 30%	+3 = 15%
+4 = 40%	+4 = 25%
+5 = 50%	+5 = 40%
+6 = 80%	+6 = 60%
+7 = 90%	+7 = 90%
+8 up = 100%	

Weapons of +5 or better may have several runic inscriptions. Ego swords always have the five spells outlined for them under Melee Weapon Costs and Prices. Others may also be present. It is up to the Game Master to decide on the number of Runes on such high level Weapons of Power (there could be one per magical increment, beginning at +5 or even more).

Scrolls and Books can also be randomly determined by using the following tables. Scrolls typically have a single spell. Books may have from 5 to 25 pages, each with a spell. Such scrolls and books can be enchanted (spells have power and may be used if they can be read correctly; but serious backfire problems can arise if failure occurs) or not; the importance or such materials to a Mage is his opportunity to learn new spells from such writings. Some protections may also, be placed on the books, in particular, to prevent unauthorized use (Mages are typically jealous of their secrets!).

Scrolls and Books may also be mere accounts of spells - explanatory, but having no magick power as such. these are good for learning a spell.

### POWER OF THE CASTER

Roll 1d100 + 1/25,000 x the cost of the weapon.

Result	MKL	Experience Factor
01-12	1	2 + 1d2
13-25	2	4 + 1d6
26-37	3	9 + 1d6
38-50	4	14 + 1d6
51-62	5	19 + 1d6
63-75	6	24 + 1d6
76-87	7	29 + 1d6
88-100	8	34 + 1d6
101-112	9	39 + 1d6
113-125	10	44 + 1d6
126-137	11	49 + 1d6
138-150	12	54 + 1d6
151-167	13	59 + 1d6
168-175	14	64 + 1d6
175-187	15	69 + 1d6
188-200	16	74 + 1d6
201-212	17	79 + 1d6
213-225	18	84 + 1d6
225-237	19	89 + 1d6
238-250	20	94 + 1d6
251-270	21	99 + 1d6
271+	22	104 + 1d6

The PMF of the Caster is found by doubling the MKL and adding 1d10 to the total; a MKL 3 caster would have a PMF of 2 x3 + 1d10 or

anywhere from 7 to 16.

Note that the result of 1d25 is found by 1d100/4 and retaining all fractions. Similarly, 1d50 is 1d100/2.

NUMBER OF RUNES

Roll 1d100 + 1/25,000 x the cost of the weapon.

Result	Number of Runes
01-50	1
51-75	2
76-87	3
88-93	4
94-97	5
98-99	6
100+	roll twice and add, with 100+ indicating a reroll.

TYPE OF RUNES

Roll 1d100.

Roll	Type of Rune
-20-10	Detection
11-40	Basic Magick
41-50	Ancient Lore
51-60	Black Magick*
61-70	Command
71-80	Illusion
81-100	Protection**

\* If MKU is not MKL 5 or better, reroll.

\*\* As an Amulet of protection, except that this is a rune. Protection is only rolled once per weapon; after this result has been attained once subtract 20 from all subsequent die rolls.

PROTECTION RUNES

These are the Cabbalistic equivalent of Amulets of Protection. They have an Experience Factor equal to the Experience Factor of the casting Mage, in addition to an Age Bonus. The Age Bonus is determined by, first, rolling 1d100 on the following table:

Roll	Modifier
01-10	+0
11-25	+20
26-60	+35
61-75	+52
76-85	+70
86-93	+95
94-97	+113
98-99	+138
(1)00	+171

The Age of the Protective Rune is then determined by rolling 1d10 plus the Modifier just obtained and referring to the Power of the Caster table, the number given in the column labelled Experience Factor is the Age of the Rune. A Rune gains one Experience Factor for every five years of age.

COSTS OF RUNES

Protection Runes add 1,000 SP to the purchase price for every Experience Factor. Other Runes are priced according to the MKL of the Caster: (All costs are listed in thousands of SP)

MKL 1 = 32	MKL 12 = 74
MKL 2 = 35	MKL 13 = 78
MKL 3 = 38	MKL 14 = 83
MKL 4 = 40	MKL 15 = 87
MKL 5 = 42	MKL 16 = 91
MKL 6 = 46	MKL 17 = 95
MKL 7 = 50	MKL 18 = 98
MKL 8 = 56	MKL 19 = 102
MKL 9 = 62	MKL 20 = 110
MKL 10 = 66	MKL 21 = 115
MKL 11 = 70	MKL 22 = 125

This cost is called the Basic Cost. Every rune listed has a Multiplier which varies according to the availability of the spell and its power. The Basic Cost times the Multiplier is the amount that the particular Rune adds to the purchase price of an item.

THE RUNES

Having determined the category of the Rune, roll on each corresponding table to find the specific Rune and its cost multiplier. If the MKL of the caster is not equal to or above the given minimum, roll again for another spell in the same category. Remember: the Total Cost added to the purchase price is found by multiplying the cost of that MKL's Runes times the Cost Multiplier. Thus, a Detect Enemies Rune by an MKL 8 MKU would cost 56 x 2 or 112,000 SP.

DETECTION RUNES

Die Roll	Rune: Detect-	Cost_ Multiplier	MKL Minimum
01-07	Alignment	7	1
08-09	Altitude	1	1
10-12	Life	1	1
13-27	Magick	1	1
28-32	Metal	1	1

33-43	Tracks	1	1
44-46	Distance	1	1
47-57	Direction	1	1
58	Volume	1	1
59-68	Dungeon Set*	3	1
69-75	Secret Doors	1	1
76-79	Enemies	2	3
80-81	Evil	2	3
82-83	Good	2	3
84-85	Invisible Presence	2	3
86	Jewels	2	3
87-89	Poison	2	3
90-92	Old Tracks	2	3
93-95	Observation	2	3
96	ESP	3	5
97-98	Find the Path	3	5
99	See Invisible	4	7
100	Sense Hidden	4	7

\* Combines detect spells for Shifting Walls, Sloping Passages, Small Traps, Suspicious Rooms, and Traps.

BASIC MAGICK RUNES

Die_ Roll	Rune Type	2nd_ Roll	Rune	Cost	MKL	Combination_ Mult.	Min.	Runes
01-06	Rock	01-75	Wall of Rock	2	3	Cr		(wall)
		76-00	Wall of Rock II	6	5	Cr, Am, Cn		
07-11	Ice	01-38	Wall of Ice	3	5	Cr		(wall)
		39-50	Wall of Ice II	6	5	Cr, Am, Cn		
		51-88	Coating of Ice	3	5	Cr		(sheet)
		89-00	Coating of Ice II	6	5	Cr, Am, Cn		
12-15	Rain	01-75	Rain	1	1	Cr		
		76-00	Heavy Rain	2	1	Cr, Am, Cn		
16-17	Part Water	-	-	4	3	Rm, Dt, Ac		
18-21	Fog	01-75	Fog	1	1	Cr		
		76-00	Dense Fog	2	1	Cr, Am, Cn		
22-33	Normal Fire	01-50	Ignite	1	1	Cr		(spark)
		51-00	Firewall	t	t	Cr		(wall)
34-52	Magick Fire	01-31	Firewall	3	5	Cr		(wall)
		32-43	Firewall II	8	7	Cr, Am, In		
		44-56	Fireball	8	7	Cr, Dt, Ac		
		57-87	Flame Blast	3	5	Cr		(beam)
		88-00	Flame Blast II	8	7	Cr, Am, In		
53-66	Light	01-44	Light	1	1	Cr		(sphere)
		45-66	Light II	6	5	Cr, Am		
		67-78	Sunburst	17	7	Cr		(wall), Am, Ac, In
		79-00	Lantern	6	5	Cr		(sphere), Af, Am
67-70	Darkness	01-60	Darkness	1	1	Rm		(sphere)
		61-88	Darkness II	6	5	Cr		(sphere), Am
		89-00	Stygios	16	7	Rm, Air, Ac, In		
71-81	Heat	01-37	Heat Area	3	5	Ci		(sphere)
		38-46	Cook Area	12	11	Cr, In, Am		
		47-82	Magnifying Glass	3	5	Cr		(sphere)
		83-00	Magnifying Glass II	10	9	Cr, Am, Cn		
82-92	Cold	01-35	Chill Area	2	3	R m		(sheet)
		36-50	Freeze Area	12	11	Rm, In, Am		
		51-85	Crystallize	2	3	Rm		(sphere)
		86-00	Crystallize II	12	11	Rm, Am, In		
93-98	Air	01-37	Air	2	3	Cr		(sphere)
		38-47	Wall of Air	8	7	Cr, Cn		
		48-84	Wind	2	3	Cr		(beam)
		85-96	Wind II	4	7	Cr, Cn, Ac		
		97-00	Tornado	16	12	Rm, Am, Dt, Cn		
99-00	Gas	01-75	Gas	6	11	Cr		(sphere)
		76-00	Gas II	14	13	Cr, Cn, Am		

This listing does not exhaust the possibilities of Basic Magick, of course. If one wishes to add additional spells to this list, the algorithm used for determination of the Multiplier was MKL Cost times Casting Level for single spells and 2 times MKL Cost times the Highest Casting Level for combinations of 2 or 3 spells. Four times the MKL Cost x Highest Casting Level was used for combinations of four spells.

Any time that a Create Rune is rolled, either separately or as part of a combination, there is a 1-75% chance that the corresponding Remove Rune is also present: if it is present, there is no additional cost.

COMMAND RUNES

Die Roll	Rune	Cost_ Multiplier	MKL Minimum
01-32	Awaken	1	1
33-40	Charm Person	1	1
41-48	Sleep	1	1
49-54	Charm Small Animal	2	2
55-64	Clumsiness	2	3

65-66	Hold Small Animal	2	3
67-80	Muscle Spasm	2	3
81-84	Command Small Animal	3	5
85-88	Hold Large Animal	3	5
89-91	Command Large Animal	4	7
92	Hold Person	4	7
93-94	Summon Animal	4	7
95	Hold Monster	5	9
96-00	Roll again:		
	01-30 Berserker Rage	9	11
	31-60 Bravery	9	11
	61-68 Confusion	9	11
	69-88 Demoralization	9	11
	89-91 Hate	9	11
	92-93 Love	9	11
	94-98 Mesmerism	9	11
	99-00 Geas	20	13

01-54	01-40 Slow	5	5
	41-70 Cause Minor Wounds	5	5
	71-90 Weakness	5	5
	91-00 Evil Prayer	5	5
55-80	01-60 Inflict Greivous Wound	12	7
	61-90 Empathic Self Cure	12	7
	91-00 Summon Werewolf	12	7
81-94	01-50 Finger of Death	20	9
	51-00 Summon Weretiger	20	9
95-99	- Unholy Strength	30	11
00	- Evil Eye	30	11

### Magical Items

### Clingfire Liquid

This is a magically activated and intensified incendiary liquid similar to Greek Fire - but of a potency at least an order of magnitude greater. As the name implies, it will cling to whatever it hits and cannot be removed by any normal means - as it simply spreads itself to the surface of the object which is being used to remove it and starts to hum that object. Each 1/10th dragon vial will do 20 + 3-30 points of damage to whatever it hits for a number of minutes equal to the MKL of the Alchemist who created it. Clingfire is so potent that it will hum through anything, given time - of course, it will hum through organics at a much faster pace than it would burn through non-organic materials. (The individual GM must determine the speed at which it burns through non-organic materials.) Nothing (see below for exception) will put out a Clingfire fine until the damage causing capability of the Clingfire is exhausted - it can burn even in airless environments as it is self oxidizing. When available, it comes in vials of glass that are designed to shatter when thrown onto a hard surface - so beware of treating them roughly as Clingfire will start to hum as soon as it comes into contact with air - it does not need heat or flame to start it off.

Production: The production of Clingfire can only be undertaken by an Alchemist of MKL 7 or better - as it can only be distilled by taking it through a Stage II Alchemical process. Unlike normal Alchemical operations, this one requires that all the needed materials be enchanted to BMR 0 at 100% before being put through the process. Materials required are: Oil (BMR 6), Sulfur (BMR 2), Phosphorus (BMR 4), Saltpeter (BMR 4), and Quicklime (BMR 5).

If at any stage of the process the process fails, then there is a 100% chance that the glass retort used for the process will shatter and let loose the partially refined products - which will do damage as a Fireball of Magick Fire of 1 Volume per stage per volume (5 dr.) of materials being processed (i.e. 11-20 points/stage/volume of processed materials). Since the Alchemist must be in close attendance at the end of each phase, it means that the Alchemist will be subject to such an attack.

The chance of the glass retort shattering is reduced by 25% for each time the retort is enchanted with the Formlock Spell (as if the retort was a Simple Magical Device) - up to a maximum of three times (or a minimum 25% chance of the retort shattering). For each volume (.1dr of each constituent material, as mentioned above) or .5 dr., 1-3 times 1/10th dragon vials of Clingfire will be produced.

Byproduct: From the ash remaining after the completion of the above process, the Alchemist can fashion a number of 1/10th dragon vials of Glowfire liquid, equal to half his MKL per .5 dragon of materials originally processed by simply mixing it with a dose of Great Waters of the Ruby. Glowfire will emit a strong daylight strength light for a number of days equal to 10 x MKL of the Alchemist performing the process. 1/10th dragon of Glowfire is equal to the light of the brightest oil lamp for lighting purposes. Mien the charge of the liquid is exhausted, it may be reactivated for a period equal to the original period of activation by heating it in a crucible - there being a 75% + MKL of Alchemist chance of this being done successfully (or 25% + half MKL of MKU; or 10% + 1/10th Level of non-MKU).

Glowfire Liquid can be used to coat non-porous objects - but it will not dry on them, it will merely form a wet film. If a porous material, including human or other types of flesh, comes into contact with it, it will lie absorbed and will turn that object/person into a lamp (living or otherwise) for the remaining activation period.

Protection: By using some of the ash as an ingredient in an Amulet of Protection, the amulet will become an Amulet vs. Clingfire (only vs. Clingfire) and will cause all Clingfire hitting the wearer to be treated as normal fire as far as damage is concerned and will allow it to be extinguished as if it were normal fire.

### Dragon Teeth

These are prepared by Necromancers only, though they may be used by anyone (even non-MKUs). They are simply the teeth of a Dragon with a Create Skeleton spell cast on them as if they are Simple Magical Devices - but 1-6 + MKL of the caster Teeth may be enchanted at one time. A Shape Change spell will also have to be cast on them. To use Dragon's Teeth, simply plant them in the earth and pour wine or brandy on them - they will sprout into a

#### ANCIENT LORE RUNES

Die_	2nd_		Cost_	MKL
Roll	Roll	Rune	Multiplier	Minimum
01-54	01-10	Noise	2	1
	11-25	Hold Portal	2	1
	26-60	Night Vision	2	1
	61-90	Hear	2	1
	91-00	Ventriloquism	2	1
55-82	01-15	Astral Lock	4	3
	16-30	Knock	4	3
	31-65	Silence	4	3
	66-00	Farsight	4	3
83-91	01-25	Healing	8	5
	26-55	Haste	8	5
	56-60	Speed	8	5
	61-65	Growth/Diminuation	8	5
	66-95	Strength	8	5
	96-00	Water Breathing	8	5
92-97	01-50	Command Plants	12	7
	51-00	Reflection	12	7
98-00	01-75	Regeneration	25	9
	76-96	Interdimensional Labyrinth	40	11
	97	Control Weather	100	13
	98	Move Earth	100	13
	99	Super Concentration	100	13
	100	Vitality	100	13

#### ILLUSION RUNES

Die_	2nd_		Cost_	MKL
Roll	Roll	Rune	Multiplier	Minimum
01-50	01-16	Blur	1	1
	17-32	Detect Illusion & Dispel I	2	1
	33-48	Wall of Fog	1	1
	49-58	Deafness	2	3
	59-64	Cloud of Dust	2	3
	65-80	Detect & Dispell Illusion II	4	3
	81-94	Dispel Fatigue	2	3
	95-00	Delusion	2	3
51-75	01-14	Trustworthiness	4	5
	15-43	Detect & Dispell Illusion III	8	5
	44-50	Diminish	4	5
	51-60	Growth	4	5
	61-80	Hallucinatory Landscape III	4	5
	81-00	Mirror Self	4	5
76-87	01-20	Hypnotic Spiral	8	7
	21-55	Detect & Dispell Illusion IV	16	7
	56-85	Hallucinatory Landscape IV	8	7
	86-00	Projected Image	8	7
88-94	01-30	Disguise	12	9
	31-50	Phantasmal Weather	12	9
	51-91	Detect & Dispell Illusion V	24	9
	92-00	Phantasmal Landscape	12	9
95-00	01-70	01-35 Shadow Forces	18	11
		36-70 Shadow Monster	18	11
		71-00 Detect & Dispel Illusion VI	36	11
	71-95	01-35 Phantom Forces	21	13
		36-70 Phantom Monsters	21	13
		71-00 Detect & Dispell Illusion VII	42	13
	96-00	Truesight & Dispel Illusion VI	48	15

#### BLACK MAGICK

Die_	2nd_		Cost_	MKL
Roll	Roll	Rune	Multiplier	Minimum

fully grown skeleton in 1-3 minutes (90% chance of a type I, 10% chance of a Type II). If, however, Wine of Drunkenness is used, there is a 90% chance that a Type II Skeleton will result and only a 10% chance of a Type I.

## Magick Whetstone

This item can only be enchanted by a Weaponsmith Artificer. It requires the use of Granite (BMR 6) in its construction - but is otherwise treated as a Focus and must be enchanted as such. There are two types - one weighing 10 dr. and a portable model weighing only .5 dr. The ten dragon version will enable an Artificer to put an edge onto a non-magical blade that will give it To Hit and Damage bonuses equal to half the bonuses he could enchant into a blade at that level/MKL. The portable version will only allow an edge equal to one quarter of the Artificer's bonus to be put on (minimum of +1). However, there is a cumulative chance that the blade will shatter, as it is not made to take such a high-powered edge. The chance of shattering is equal to 2/per (+) bonus per sharpening if done by an Artificer, or 5% per plus Bonus per sharpening if done by a non Artificer. The edge so put on the blade is never permanent, it will be dulled at the rate of -1 per critical hit by the weapon until it reaches normal. Also, note that the sharpness of the blade does not make the weapon magical, it may not, therefore, hit creatures that may only be hit by magical weapons.

## Star Sapphire

This requires a Dwarf-cut Sapphire which must first be enchanted to BMR 0 at 100% per the rules for enchanting simple magical devices. Once this is done, it must be soaked in Great Waters of Sapphire - requiring 1 dose of that material per 50 cts; this soaking must last for a time equal to (30 - MKL of creator) x Number of doses in days. Once these processes are complete, the Sapphire must have a Light spell cast on it once per 10 cts. of weight. Once this is done the device will project light in a beam (like a flashlight) 10 feet ahead per 10 ct. of weight of the sapphire. It may also have Truesight cast on it by further soaking it in Great Waters of the Ruby at the rate of one dose per 25 cts. of weight after the initial Light spell has been imprinted on it. It must then have Truesight cast on it once per 10 cm. of weight - it then projects Truesight as per the Light beam above. The Truesight beam is projected at all times while the Light Beam is projected at night or in darkened places only.

## Crystal Of Power

This is a battery which stores Fatigue points - but for the purpose of casting spells only. A Magick battery contains a variable amount (according to size) of Fatigue Points, which will enable an MKU to cast spells at no fatigue loss, as long as they have enough points left to cover the normal cost of casting the spell, A Crystal of Power can Contact) up to ten fatigue points per one inch of diameter and is used by the MKU holding it so that it touches his bare flesh during the spell casting. The device is a bat of enchanted glass that seems to be filled with a softly glowing yellow-green mist.

To construct a Crystal of Power, the following ingredients are required; 2/10 dr. of glass per one inch of diameter, 1/10 dr. of silver, 1/10 dr. of zinc, and 1/10 dr. of Acid plus three other materials - all of which must be enchanted as for enchanting Simple Magical Devices. The Crystal of Power is very fragile and, if dropped, there is a 50% plus 10% per twelve inches dropped chance that it will shatter and leak out all remaining Fatigue Points. It may be recharged, when exhausted, by the MKU simply concentrating over it by doing this he, can recharge it at the rate of 1 FP for each 2 FPs he uses to concentrate with.

## Water Ball

This is of similar construction to the Crystal of Power, but the glass sphere is silvered on the inside, a process that turns the outer surface into a very effective mirror. On the top is a small button, and on the bottom is a small mesh covered circular opening (mesh of platinum). When the button at the top is depressed, pure water (distilled) will gush out at a rate depending upon the size of the Water Ball. For each one inch of diameter it will produce 1 to 1 flagon of water, depending upon the relative water content of the air, as determined by the GM and the general weather conditions - per minute. The maximum size of a Water Ball is ten inches in diameter.

The construction of a Water Ball is as per a Simple Magical Device - but it requires that two of the seven required materials be 2/10 dr. of glass per one inch of diameter, plus 1/2 dr. of Platinum wire per one inch of diameter. Once it is completed, it must have an Intensify Cold spell cast on it, and this will ensure that it will work 10-100 plus MKL of caster times before requiring a recharge.

## Potions Of Addiction

This is an additive that can be mixed with normal magick potions as a form of booby trap. One dose of this will mix with two

doses of normal potions to make three doses of addictive potions. For each dose of a potion treated in this way, there is a (60% - Constitution) chance that a character taking it will become addicted. If he does, one dose per day of the same type of potion (as far as its intended magical effect goes) must be taken to avoid withdrawal symptoms - which will result in Pain (this dose need not be of an addictive potion). For each hour without the needed fix of potion, the Pain Threshold of the character will be reduced by (25% - Con) and an immediate roll must be made to see if the character exceeds his new pain limit. Once the pain threshold is reduced to 0 or less, there is a (25% - Con.)% chance per hour that the character will lose one point of Constitution permanently (at least until cured of the addiction). If the character has a Constitution reduced to zero, he or she dies in agony as a result of the withdrawal effects - even if resurrected there is a (100 - Con.)% chance that he/she will still be addicted. To cure the addiction, one of the following must be used/applied on the addict:

Great Cure (Clerical Miracle 16 - one attempt only)

A dose of Universal Antidote

A dose of the Specific antidote for that potion (see below)

Once a cure is effected, the character will regain Constitution points at the rate of one point per month - but 20% (minimum of one point or round down) will be permanently lost - unless the addiction was cured by the Great Cure, in which case, 100% of the lost Constitution points will be regained.

Note that the dose of potion used to avoid withdrawal symptoms will have no other effect - it will require a second dose of the same sort of potion to gain any magical benefit that would normally be provided by that potion.

Ingredients: The following ingredients must be used in the process of enchantment (which is done as per a Simple Magical Device): Opium and Black Lotus Essence. Each batch of the potion will result in 1-3 + 1/5 MKL of caster doses of the Addictive additive, plus 1-3 doses of the Specific antidote (which, when mixed with the same sort of potion as the addictive ingredient is will produce two doses of specific antidote).

## Potion Of Sleeplessness

This is not, as it would seem by the name, an insomniacs' curse, rather it is a magical form of pep-pill. Each dose will enable a character to go without sleep for a number of hours equal to the MKL of the maker, at the end of that period a further dose must be taken or the user will fall into a coma-like sleep for a number of turns equal to the lime his waking period was extended. There are, however, dangerous effects of going without sleep for too long - for each day beyond the second without sleep, a character will lose a number of Fatigue Points equal to one per day beyond the second (thus, on day 3 he would lose one FP, on day 4 he would lose 2 points, etc. These points are lost permanently until the character gets some sleep.). For each day beyond the third there is a (25 - Int. + 5 per day)% chance that the character will have to roll on the Mental Health Table with a roll of 01-25 giving one phobia check. If the chance of having to make this Check ever reaches 100%, then there is a 10% chance that each of the phobias and ailments (except Hemophilia) he has rolled to that point will become permanent. (Once a character's Fatigue Point total has reached zero, there is no further effect in this area. That is, Body points are never lost through lack of sleep alone.)

This potion also gives the character a save versus all Sleep spells or potions equal to half the MKL of the creator (roll on 1d20).

Ingredients: As per a Simple Magical Device but one of the ingredients must be a Black Rose bloom.

## Magick Horseshoes

These horseshoes are designed for use by Warhorses and they may only be made by Weaponsmith Artificers. They are constructed exactly the same way as magical swords but never shatter. They may be made up to +8, but they may never be the equivalent of Flaming or Ego Swords. A set of four shoes will take as long to make as a sword of the same (+1 bonus. Only Intelligent horses may use such shoes to full effect immediately, other warhorses take 1-6 months to learn to use each plus (thus an unintelligent horse would take 8-48 months to learn to use a set of +8 horseshoes effectively - though, after 1-6 months it could use them as +1, after 2-12 months as +2, etc.).

## Magick Container

This is simply a container of any size or shape, and of any material, that has been enchanted as a Simple Magical Device and then had the Dimension Distorter spell cast on it to enchant it has again (for the second time) to BMR 0 at 100%. This results in the internal dimensions of the container being multiplied by the MKL of the creator at the lime of the enchantment (or less, if this is desired) with no change to the external dimensions or to the weight of the container. There is no limit to the external dimensions of the container - beyond that of the lime needed to enchant the materials required. Living creatures may be put inside (as long as the dimensions of the exterior opening will allow this, as the size of the opening does not change).

Since most of the potential contents are really in another dimension, the container can, at most, weigh no more than what could be packed into a normal container of the same external dimensions.

## Magick Rope

This is a Simple Magical Device whose primary ingredient is a length of rope. This is firstly enchanted as normal with the other six necessary materials to BMR 0 at 100%, and then must be further enchanted with the following two spells: Growth, Inanimate and Shape Change, Inanimate. Once this is done, to BMR 0 at 100%, for each spell, the rope will have the following abilities:

1. Grow, on a verbal command, to a length equal to its normal length times half the creator's MKL at the time of creation. The weight and strength of the rope will remain unchanged by this spell.
2. Turn one or both ends rigid so that they can be used as grapnels.
3. The ability to knot itself around any protrusion it is thrown at at the rate of 5% chance per MKL of the creator.
4. Fight/Move as a Giant Snake - doing constriction damage only, for a number of turns equal to the MKL of the creator. If killed, it loses all magical powers.

## Cape Of Gliding

This is a cape of silk lined with the finest wool cloth for warmth. Apart from functioning as a normal cloak in all respects, this Cloak may also act in a most unusual fashion. When the correct command is given, the cloak will become rigid and take on a triangular shape, and the fastenings will turn into a body harness slung beneath it, The harness will take one character only, and, in this state the cloak becomes a semi-magical Hang Glider which can stay airborne for differing periods of time, depending on the Wind strength.

Wind Strength	No. of Turns Airborne	Speed (Max.)
None	Equal to MKL of creator	250m/turn
Light	MKL + 1/2 Dex. of Flier	500 + Dex. x 5m.
Brisk	MKL + Dex. of Flier	1000 + Dex. x 10m.
Blustery	MKL + 2 x Dex. of Flier	1500 + Dex. x 20m.
Gale	MKL + 3 x Dex. of Flier	3000 + Dex. x 50m.

If the cloak is enchanted with Levitate, the speed or the duration can be double normal (but not both).

There is, however, a chance that the flier will lose control and crash to the ground, taking 1-6 points of damage for each (10 + Dex.) meters fallen. The Cloak will have a minimum altitude of 10% of its current speed in meters. The chance of losing control also depends upon Wind speed:

Wind Strength	Chance of Control Loss
None	0%
Light	5 - Dex.%
Brisk	10 - Dex.%
Blustery	20 - Dex %
Gale	40 - Dex.%

Ingredients: Silk and Woolen cloth, plus five other ingredients as per all Simple Magical Devices. Once the basic cloak has been enchanted to BMR 0 at 100%, it must be further enchanted to BMR 0 at 100% with Rigidify and, optionally, with Levitate.

## Message Ring Recorder

This is a flat, circular ring of smooth, polished surface that, when spun on its edge (like a top) speaks with the voice of the person who has impressed the message on it. The message may be no longer than (5 x MKL of creator) in the number of words it contains. To impress a message on the ring, an MKU must concentrate over it as if he/she were casting a spell, with a cost in Fatigue points as if he were doing just that with no magical aid (i.e. minus 10% from FP). A non-MKU may impress a message at five times the normal cost (i.e. minus 50% from FP). A message so impressed may only be erased by the original sender, or by some trusted companion to whom he has entrusted the ability to do so (each particular Message Ring Recorder has a specific word of erasure that will affect it only).

Ingredients: The Ring must be enchanted as a Simple Magical Device and one of the ingredients must be Star of Silver.

## Magick Negator

This is a seemingly normal focus, but three of the materials required in its construction are True Lead, Fixed Mercury, and Mithril. Once the basic enchantment (as if it were a Focus) is complete, the Magick Negator has a 5% chance per 2 MKL of its creator (at the time of its creation) of negating all spells cast at or within a sphere equal in radius to that applicable to the Spell Range for an MKL equal to that of the creator (again, at the time of its creation). If the Magick Negator is successful in negating the spell, then the spell will be totally

ineffective and will not work at all. Even if it does not negate the spell, it will reduce the Targeting chance for that spell by an amount equal to half its negation abilities (drop all fractions). It has a maximum negation ability of 50%, however, for each MKL of the possessor (as it is reached, even after the device has been completed) it may have one spell known to the possessor imprinted on it (by enchanting that spell onto it as if it were a Simple Magical Device), and this spell will always be totally negated (100% negation). Inside the field of effect, even the possessor must attempt to overcome the negation ability of the Magick Negator. The Magick Negator may be temporarily deactivated (really shielded) by placing it within a container lined with lead (which will shield it for 1-10 minutes) or True Lead (which will shield it indefinitely).

## Field Dressing

This is a linen bandage that has been enchanted as a Simple Magical Device. Once placed on a wound it has the following effects:

1. It automatically Staunches Wounds, even Uncontrolled Bleeding.
2. It prevents the infection of the wound (Septicaemia, Peritonitis, and Gangrene).
3. It reduces the chance of wounds reopening by 50%.

It may be used to treat only one wound and may not be reused. Also, multiple wounds require multiple dressings.

Ingredients: One ingredient must, of course, be a linen strip or bandage, another must be Common Mould (Bread Mould = Penicillin!). Note that Physicians and Chirurgeons may prepare such a dressing by rolling their Medical ability as a percentage.

## Wards Major

These are a set of eight ivory cubes about one half inch on a side - four are white in color and four are black. To be used they must first be activated, which is done in the following manner:

1. Set them in pairs of one black and one white cube (they must not touch at this stage) and each must then be touched by the NIKU - a process taking one turn to complete.
2. Once this has been done, the black and white components of each pair must be joined together by the MKU - expending 5% of his Fatigue per pair (20% total). This process causes them to become magnetized to each other and merge into a greyish-silver color. At this point a full turn is required to utter the necessary words to complete the construction of the Ward.

Once this total process has been completed; the Ward will remain operative for a number of hours equal to the MKL of the Initiator of the process. While it is operative, the wards may only be touched by the person who activated them - and they will possess the following abilities:

1. Acting as an impenetrable shield against all magical or physical attacks. It may only be penetrated by an MKU of superior MKL to the activator - and only at a 5% chance per MKL of superiority (this will also be the chance of targeting a spell into the interior of the Ward) - the chance of penetration may be increased by 1% per 2 Fatigue Points expended in such an attempt.
2. Acting as a Focus in all respects - for the activator (for as long as it remains active).
3. It may have any spell cast on it - and this will then remain active as long as the ward is active (eg. It may have Sleep cast on it and this would affect all in the spell range of the caster as long as the Ward was active).

Ingredients: Wards Major are enchanted as Magical Devices of Power and require as base materials bones of either the Dragon or Unicorn for the white cubes, and bones of the Balrog for the black cubes.

## Pipes Of Fear

These may be constructed only by Mechanician Artificers. They consist of a seemingly ordinary flute-like tube which is capable of producing ultra-low frequency (subsonic) levels of sound - especially in the fear inducing frequencies. So, when blown, they will be able to cause all within range (equal to the spell range of the maker) to check morale immediately and with an unfavorable modifier of 5% per MKL of the creator of the Pipes. Since they are not really magick, they are not lessened in effect by any resistance a character might have versus magick, and they are always automatically targeted versus all within range. Only characters with above average levels of intelligence will have any resistance to these Pipes at all - at 5% per point of Intelligence they possess over 10. Even if they resist it, this only reduces the effect on morale checks by half. These Pipes must be enchanted as Simple Magical Devices.

## Armor Potion

This is a clear liquid produced as a Simple Magical Device. When mixed with scrapings of any type of armor and drunk, it will cause the consumers' skin to become as strong as the armor class in question - even if magical armor! Yet it will still remain flexible as normal skin. This effect will last for 5 x (MKL of creator) minutes and the potion must be drunk within one hour of being mixed with the armor scrapings or it will go sour and lose all powers. Remember, however, that such skin could be a mixed blessing; for instance, if a bad gash is received, how can Armor Class 10 be stitched?

Ingredients: The Mercury of the Star of Iron plus Dragon Blood must be included among the ingredients for this potion.

## Vampire Mirrors

These are ordinary seeming mirrors of any shape or size which have been enchanted as Simple Magical Devices. These mirrors will show no reflection of characters in general (or, alternatively, those meeting specific requirements, such as those of Intelligence 12+, etc.) - thereby intimating that they are vampires. Similarly, they will show the reflections of Vampires. Alternately, they will show reflections of both normal characters and vampires. Such mirrors must be enchanted with the spell Disguise (Illusion of the Fifth Circle) to BMR 0 at 100%.

Ingredients: One of the seven ingredients must be Star of Silver at the rate of .1 dragon per square foot of the reflective surface of the mirror.

## Monster Seeds

These are small black spheres shot through with streaks of silver. They are, in reality, magically reduced/dehydrated monsters - just add water (or wine, if you prefer drunken monsters) and in 1-6 minutes they grow to full size. They do not automatically obey the person who frees them - though they will be favorably disposed toward them (but, only if he is not the MKU who imprisoned them). Add +5 to the reaction die of the monsters when reacting to those who freed them. There is a 25% chance (double if the imprisoning MKU releases them) that the monster will be annoyed, giving a -5 to reaction dice. All sorts of monsters, except undead, may be found in this state.

Construction: To construct such a seed, the MKU must make a potion as a Magical Device of Power in which the spell Diminish (Level 3 Ancient Lore) and Word of Power: Paralyze (Command of the Seventh Circle) are imprinted. One of the ingredients must be Aqua Vert (Waters of the Wise), which in this case will not increase the number of doses produced. One dose will reduce a single monster of any size to a Monster Seed in 1-6 minutes.

## Animals Seeds

As above, but the potion has been used on non-intelligent animals. Such animals are always extremely angry when released - attacking automatically. There is no way of telling Animal Seeds from Monster Seeds.

## Cord Of Garotting

This is a Thievish item and may only be produced by a Weaponsmith Artificer. It is a magical garotte (a strangling cord with wooden handles for a better grip) and requires the use of cured Dragonskin (Dragon leather) for the braided cord and of Entish or Elvish woods for the Handles. It is enchanted as a Simple Magical Device. For each two MKLs of the creating Artificer, the Garotte may have +1 added to its To Hit chances and damage. Its base To Hit chances are as for a Thieves Dagger (rear attack) on the Non-Fighter table. If a critical hit is scored, there is a chance equal to the Critical Hit Percentage minus 10% per Armor Class of the target over 0 that the neck will be broken, resulting in instant death or, if the roll fails to secure this, in unconsciousness for a number of turns equal to the level of the thief (or half the level of a non-thief). The thief may choose to take it easy to avoid breaking a victim's neck - in which case rolling for a broken neck will only result in a period of unconsciousness twice as long as normal (only Thieves may utilize this option) - in such a case both base To Hit and Critical Hit chances are reduced by 10%. Once the damage done by the garotte has used up all the Fatigue Points of the victim, the victim will become unconscious (if not already so) for a number of minutes equal to half the level of the Thief or one quarter the level of a non-thief. If strangling is continued beyond this point, Body Points are used up - and death will eventually result from strangulation.

## Arrow Of returning

This is a normal seeming arrow/bolt that has been enchanted by a Weaponsmith Artificer in the accepted manner. However, it has no magical To Hit/Damage pluses - instead it has a 15% chance per plus bonus the Artificer could have enchanted onto it that it will return to the quiver of the firer after hitting/missing its

target - it will cause normal damage and must be enchanted as a Simple Magical Device.

## Ring Of Questions/Many Answers

This is a plain metallic band engraved with the scale of Justice and the blind goddess as a crest. Both rings require the following ingredients: Waters of the Wise (Aqua Vert), Great Water of Emerald, Great Water of Sapphire, Star of Gold, and Fixed Mercury (optional in the Ring of questions, but a necessity in the Ring of Many Answers). The Ring of Questions is enchanted as a Magical Device of Power. Both rings must be enchanted with the spell Word of Power: Answer (Command of the Fourth Circle). The Ring of Questions has as many charges as are placed on it, while the Ring of Many Answers has as many as are placed plus a recharge ability of one per day. The possessor of these rings is allowed to ask Questions of the Gods (the GM) and these are answered according to the length of answer required (as decided by the asker - i.e. the asker decides the amount of detail desired). Even if not answered, the asking of a Question uses a charge. Questions requiring a simple yes/no answer are answered 100% of the time; those requiring a one sentence answer (of 2-5 words) are answered 80% of the time. Those requiring a 2 sentence answer are answered 50% of the time, and those requiring longer answers are answered 25% of the time. The Ring of Many Answers may, instead of the above ability, have the ability to answer one yes/no question per Experience Factor of the possessor.

In any case, the GM should be careful to make the answers as literal as possible - and to use every ambiguity of the question to twist such an answer. For that matter, it might be a good idea to couch all but yes/no answers in terms of a riddle or a snippet of rhyme - with the usual chance of misunderstanding the obscure references usually found in such (there might be a chance equal to the chance of no answer being given of an answer in the form of a riddle/rhyme.) Answers to questions about possible future events will always be in such an obscure form - preferably with a multiplicity of possible meanings (after all, even the Gods do not know what the future will bring for certain).

## Assassin's Blade

This blade may be any form of edged weapon, and may only be made by a Weaponsmith Artificer. It is a form of Thrice Forged sword and must be thrice cursed in the process (each curse requiring its use in the human sacrifice at a different Black Mass). Once this is done it will have the following abilities:

1. When used to strike from behind its To Hit and Damage pluses are doubled - and it will cause an automatic Critical Hit.
2. If, at any time, given a twist before being withdrawn from a wound (1% chance per level of Thief or 1/2% per level of non-Thief) it will leave a splinter of metal in the wound that will halve the healing rate and double the chances of septicaemia, peritonitis, and gangrene developing. It will also halve the chances of a Physician/Chirurgeon healing such a wound.

Such a blade will be a minimum of +8 To Hit/Damage plus one +1 per MKL over 20 of the creating Weaponsmith Artificer.

## Perfume Of Lust

This is a Simple Magical Device and its prime ingredients are: Wine of Drunkenness and Musk. It is an extremely volatile liquid and will evaporate rapidly if not kept in a sealed container. One dose will result in enough to fill ten cubic feet. All beings (except Undead) within the area of effect are immediately smitten with feelings of uncontrollable lust and will stop whatever they are doing to engage in heterosexual (or if no member of the opposite sex is available, homosexual) intercourse. Since this is not magick in the strictest sense of the word, the magick resistance of a character is irrelevant, though certain chemicals and drugs allow immunity (e.g. Alcohol in large quantities will result in immunity -and drunkenness!).

## Potion Of Knowledge/Arcane Knowledge

These potions are the essences of a deceased (through whatever means) character's skill in the relevant areas. They are created by taking the ground up brain and spinal cord of the character in question and mixing it with the needed materials to turn it into either a Simple Magical Device or a Magical Device of Power. As a simple device, it imprints knowledge of one skill or one spell per dose into the brain of the user. A spell will be good for one use (even if the user is not a MKU) and skill in the profession will last for a number of days equal to the MKL of the caster. As a Device of Power it will imprint permanent knowledge in the area of skill or spell - which may then be used as if the character had learned them in the normal fashion. There is no limit to the number of spells/skills that may be learned in this manner unless they all come from a single brain - in that case there is a 5% chance (cumulative) per dose taken that the dead character's personality (Intelligence, Wisdom, Alignment) will take over the user - but only in the case of a Magical Device of Power type dose.



Creation: In the enchantment process, 1 skill/spell per MKL of the MKU enchanting the potion may be distilled. This is, however, a random process, thus, the exact skills/spells so distilled will be determined randomly by the GM. This applies only if it is being enchanted as a Simple Magical Device. If it is being enchanted as a Device of Power, 2 skills/spells per MKL of the enchanter may be distilled and these may be chosen.

## Bag Of Enough

This is a simple leather food bag that has been enchanted as a Simple Magical Device and has then had Create Food/Drink (Level 4 Ancient Lore) cast on it to BMR 0 at 100<sup>th</sup>. Once this is done the bag will always contain enough food for one person for one meal. When consumed, there will again be enough for the next meal - and for up to three meals per day. Food from such a bag is always neutral in its effects.

## Alchemist's Weed

This requires as components Seaweed (which must be enchanted as a Simple Magical Device) and then have the spell Change Plants (Level 5 Ancient Lore - similar to Command Plants of Level 4 Ancient Lore, but may cause a change in the basic nature of the plant). This results in the creation of a hybrid version of the seaweed, which is sterile, but which will produce the specified elements from sea/salt water (such huge amounts must be processed that it is only feasible to use them in large bodies of salt water). Some elements that may be extracted are Hydrogen (gaseous), Iron, Sodium, Magnesium, Aluminum, Gold, Silver, Platinum, Iodine, etc. Each plant will live for a length of time in weeks equal to the MKL of the creator and will produce 1 dr. per MKL of non-precious materials or .1 dr. of precious materials per day.

## Circe Plants

These are Rose bushes that are enchanted as above, but as Magical Devices of Power. Once created they will reproduce a number of seeds equal to one fifth of the MKL of the creator each (25 - MKL of maker) years. They are unique because they produce an emotion producing pheromone instead of their normal scent - and as such, are useful in diplomatic and other affairs. There are various types which are mostly differentiated by the color of the flower they bear:

- Crimson: deep, instinctive level sexual passion.
- Pink/Blue: desire for marriage and to be obedient to spouse.
- Blood Red: unreasoning hatred of the opposite sex and/or bloodlust. Green/Yellow: unnatural, almost paralyzing fear, it may actually cause death due to its intensity in some cases.
- Deep Blue: sadness/fatality in all actions.
- White: apathy, sense of safeness, will lay clown and die because of total apathetic attitude to all stimuli.

These flowers may be saved against by rolling a number equal or less than half their intelligence on 1d20. If the save is not effective, the affected character will not even realize that anything unusual was caused by the Roses (he will put the effects clown to some other reason). Every time the character comes near such a plant and fails to save against it there is a 5% cumulative chance (if it is the same type of plant) that the effects of the pheromone last permanently, otherwise they last for a number of minutes equal to the MKL of the original creator. If the effect does become permanent, only a Clerical Cure Disease or a dose of Universal Antidote will cure the affliction. A spell of Dispell Magick will not work due to the chemical nature of the effect.

## Coin Of Returning

This is an ordinary seeming coin that has been enchanted as a Magical Device of Power and had Teleportal cast on it. It differs from other coins by teleporting itself back to the last owner if spent or stolen. It may, however, be given freely by the possessor to a new person, who will then become the person to whom it teleports back. Also, if the owner dies, it will attach itself to the first person to pick it up. It is thus a great thing to have when you are clown to your last coin.

Ingredients: Copper coins require Star of Copper as a base; Silver coins, require Star of Silver as a base and Gold coins require Star of Gold.

## Chameleon Cloak

This cloak requires the following materials for its construction: raw (white) Silk for the outer material; raw bleached wool for the inner material; and most importantly, 6 + 1 enchanted dyes for the finishing process. Each Dye must be

enchanted separately as a Simple Magical Device. Six are ordinary colors and one is either Jet Black or Snow White. The colored dyes are applied to the silk outer material in a splotchy, camouflage pattern, while the White or Black is applied to the inner woolen lining. Once the dying process is complete, the whole cloak must have Hallucinatory Landscape (an Illusion of the Third Circle) cast on it 6 + 1 times - it is then ready for use. When worn as a normal cloak, secured only by a throat clasp, it has no unusual properties. However, when secured clown the front and with the Hood in place over the head, it becomes active. In this state, the outer side (if facing outward) acts as a magical version of a Chameleon skin - the result being a -1 modifier to any blow being struck at the wearer (even by missiles) for each MKL of the maker of the Cloak - but only between dawn and dusk. This outer side is ineffective at night. The inner surface, if turned outward and if dyed black, acts in the same fashion at night and in dark places. If, however, it is dyed White, it is useful only in Snow/Arctic environments, but for both day and night use. Note that due to the peculiar angle of the sun at Dawn and at Dusk, the Cloak is completely useless for approximately ninety minutes per day (about 45 minutes at Dawn and 45 minutes at Dusk).

## Amulet Of Night Vision

The amulet consists of a Catseye (a semi-precious stone) enchanted as a Simple Magical Device with the spell Amplify Light. It enables the wearer to see in the dark as if he/she were an animal with night vision. If enchanted a second time (as if from the original BMR) with the spell Intensify Light, it acts with even greater efficiency, the range of effective vision then increases to the Spell Casting Range of the creator (not the User). It can only see in a line of sight and cannot enable the user to see invisible objects or through illusions, etc.

## Tanglevines

These are a hybrid strain of creepers and thorns whose seeds are enchanted with Growth Plant and Plant Control as Simple Magical Devices (10 x MKL of caster seeds may be enchanted per batch). The hybrid strain must, however, first be bred and this takes 26 - Intelligence months to accomplish, but, once developed, an unlimited supply of the basic seeds is available. Anyone may use these by simply placing them in soil and water. One seed will grow to fill 500 cubic feet in one turn - and will continue to grow for a number of turns equal to 1/5 of the MKL of the creator on barren ground or equal to 1/2 of his MKL on fertile ground (to be classified by the GM). Anyone caught in such a tangle will suffer immediate damage of 1d10 points plus t point per MKL of the creator of the tangles per turn as he attempts to cut his way out unassisted. Such damage can only be inflicted on the fatigue of a character - and once this is exhausted, so is he. At that point he must rest and regain his strength for further hacking and slashing. In any case, the Tanglevines die after a number of hours equal to the MKL of their creator and, at that time, wither away to a point where they merely form an obstruction to traffic (they cause no further damage at that point). To cut through one volume of vines takes 25 - Strength of the cutter minutes. If more than one is cutting, add half the strength of all involved, with the proviso that it takes a minimum of five minutes to cut through a volume of Tanglevines, no matter how many men are cutting.

## Lytta Spores

These are similar to the Tanglevines above in that they are a hybrid strain of a fungi normally found only in ancient tombs. They are enchanted in the same way as Tanglevines, with Growth Plant and Plant Control as Simple Magical Devices (10 x MKL of enchanter Spore sacs may be enchanted as one Device). The hybrid strain must, as with Tanglevines, first be bred, a process taking 36 - Intelligence months. Once available a supply of MKL of grower Spore sacs will be available each month, but during Spring and Summer only. During this period of growth they require the application of one dose of Magick Fertilizer (a Simple Magical Device in potion form) per month to produce spore sacs. These Sacs are of a leathery, skin-like material which, though tough enough to resist accidental opening, can be opened readily. Inside the Sac are the Lytta Spores.

To activate the spores it is only necessary to throw the open sac onto the ground with force, the spores will then be explosively expelled in all directions. The Spores are extremely tiny and are, thus, readily carried long distances by air currents. On contact with any form of nutrient (from fertile, or not so fertile, soil to animal or human flesh) these spores burst into lightning like growth - at the rate of 1000 cubic feet per turn. They initially grow for a number of turns equal to the MKL of the creator, a rate of growth which is extended for 1-10 turns (determined by the GM) for each significant source of nutrients they encounter. Every turn the fungus explosively expells spores for 10-100 feet in all possible directions, and these spores act exactly as the original spores expelled. However, the Gungi/Spores will grow only for a maximum period, no matter how much nutrient is available, equal to 10 x MK L of the creator turns. Once growth has stopped, the fungi simply die, and form little in the way of an obstruction to movement (they tend to disintegrate into dust when touched if dead). Any source or nutrient, especially living tissue, is literally consumed instantly if unfortunate enough to come into contact with Lytta Spores, but only if they are breathed into the lungs or alight onto a fresh wound (or slightly bloody bandage).

Breathing Lytta Spores is definitely unhealthy.



## The Magicians: Part 3

### Basic Magick Resistance



The apparent complexity of the magick simulation found in *Chivalry & Sorcery* might deter many from attempting to employ it out of a belief that it cannot be mastered. It is true that it requires some thought and paperwork on the part of both characters who are magick users and Game Masters who set up scenarios with a magical component in them. PIAGICK is an interesting and spectacular thing which is the very essence of fantasy. It would be a pity if the apparent complexity of the C&S system deterred rather than invited. Mastery begins with understanding and so it is fitting that this first installment of what I hope will be a regular feature in WARGAMING devoted to Magick and its simulation, should discuss the origins and theory of the magick simulation found in *Chivalry & Sorcery*.

The search for a 'new & improved' simulation of magick began primarily as a result of an increasing dissatisfaction experienced with the pioneering efforts of D&D and Warlock. The problem with these and similar "first generation" simulations was twofold: magick was too easy to do and too "unrealistic" (if such a term can be used in the context of fantasy). Magick is too easy when, for example, magical research can be done merely through the expenditure of a few weeks and a few 1000 Gp.

In playing C&S, one character found that he had to spend over six months of game-time enchanting a two foot piece of elm which was only one out of 22 other ingredients he had to enchant. Magical simulations which are too easy and predictable have tended to become mere "weapon technology" to better burn, blast, or otherwise crush an ever increasing horde of unknown and unaccountable monsters.

An easy magick simulation has benefits on the side of playability and far more serious dis-satisfaction was felt with the lack of realism. The lack of realism is due primarily to the first generation simulations being culled from fantasy literature: Tolkien, Howard, etc. (I recall that in '76 Gyax wrote an article tracing the theory in D&D to DeCamp and Pratt's Incomplete Enchanter) rather than occult sources such as Paracelsus' Hermetic Chemistry or the Lesser Key of Solomon. It is true, of course, that the magical theory found in the Incomplete Enchanter was derived from that classic study of Magick and Religion, Frazer's Golden Bough. In neither work is anything said about the world view of magick which underlies the famous so-called Laws of Magick. Pratt, as is well known, in his own work took a serious attitude toward magick as an Art which was neither easy to practice (Well of the Unicorn) nor easy to acquire (The Blue Star).

Fantasy literature rarely draws out more than one or two kinds of magical practice with the result that simulations based solely on such a source end up with only one kind of magick user who is able to learn and practice all magick there is by merely increasing in experience. A glance, however, through the twenty or so volumes of Man, Myth, and Magick will easily persuade one that magick is an extremely complex subject, there being as many different modes of magical practice as there are human personality types and cultural levels. This extreme diversity has always been a feature of the real history of magick as one finds in Robert Burton's Anatomy of Melancholy (c.1621):

*Many subdivisions there are in the practice of magick, and many several species of sorcerers, witches, enchanters, conjurers, etc. They have been tolerated heretofore, some of them, and magick hath been publicly professed in former times...While it is now generally censured and contradicted by several universities, though practiced by some still.*

Not everyone has the raw talent, inclination or luck to be able to practice all the kinds of magick there are and in *Chivalry & Sorcery* there are at least seventeen different kinds of magick users, each performing magick in a distinct way.

Magick has traditionally been conceived of as both an Art and a Science. It is an Art insofar as the effects of magick are not totally predictable and depend upon the Will of the magick user. In essence, magick is nothing more than the direct and successful imposition of the Will on a part of the world bringing about a desired effect. Except for the magick of the North American

Medicine Man, which tends to be extremely personal with no common system (a unique way and method being revealed to each practitioner in a dream), magick has been conceived of as a science in the sense of being a body of organized knowledge which attempts to apply a general theory of the world to specific situations with the hope of producing a desired effect.

It is this "general theory" of magick which is the most difficult aspect to simulate and which tends not to appear in fantasy literature. Magick has a monistic view of the world. The entire Universe, the past, the present, the future and infinite reaches of Space all form a single magical entity of which all beings (including the gods, Demons, etc.) and all conditions are merely states, parts or sub-patterns of the ONE. It is this unity which lies behind the Laws of Magie, and the famous slogan from the Emerald Tablet of Hermes Trismegistus "that which is above is like that which is below and that which is below is like that which is above, to achieve the wonders of the one thing" (in otherwords "As above, so below") or Paracelsus's opening line in the Coelum Philosophorum, "All things are concealed in all".

The entire universe is "concealed" in the magick user who can, through proper training and concentration, exert a control on a "concealed" part of himself, thereby controlling the "manifest" part of the world which corresponds to the concealed part. The Universe, of course, can always exert an effective control over all of the relationships existing between all of its infinite number of states and sub-patterns due to the abundance of energy pervading it. Normally, man can barely control the sub-pattern which is his own body and must use mechanical means to exert his control on parts of the world around him. Magick begins with the belief that the energy pervading the universe is also "concealed" in man and that it can be manifested and focused by various methods which typically rely on inner calm, concentration, symbolic manipulation, and the creation of high energy emotional states.

In *Chivalry & Sorcery*, this world view of magick is simulated through the concept of Basic Magick Resistance. The world, when looked at from the point of view of the fledgeling magick user, is hardly different from that of the normal man. Things resist the direct imposition of his will, spells are difficult to master and objects are hard to enchant. Resistance is a measure of the extent to which the magick user is out of harmony with the universe and therefore with the energy "concealed" within. In *Chivalry & Sorcery*, this Basic Magick Resistance (BMR) is measured on a scale of 0 to 10 with the BMR 0 meaning little resistance to magick and BMR 10 meaning a great deal of resistance. Within each BMR level there is a degree of enchantment possible between 0% and 100%. The highest level of enchantment would be BMR 0 (100%), whereas the most magick resistance mean different things for spell items such as Dragon Hide are would be BMR 10 (0%). These different degrees of enchantment capacity and the requirements of recharging the object. Some naturally enchanted (E) which means their BMR is 0 (100%).

Material naturally enchanted or material enchanted to BMR 0 (100%) by a magical process is always in "harmony" with the universe. It has the virtue, when combined with the right ingredients (determined in C&S by a system of astrological correspondences), of being able to permanently store and recharge a number of spells. Thus, *Chivalry & Sorcery* embodies a different philosophy of the magick device than that found in the "first generation" magick simulations. The game-master may want to add any number of strange and bizarre devices to the game, but in *Chivalry & Sorcery* he must account for the object's presence and use the rules provided for the creation of magick devices to actually design the item. A magick device has a history, it was created somewhere, by someone, following a particular formula or recipe. All of this information is potentially available to a player character who has found a magick device, since it can be discovered by having a high-class diviner "read" the object. The recipe for making a particular kind of device may be more valuable than the device itself.

The process of magical research is also handled differently in *Chivalry & Sorcery* than in the "first generation" systems. The main problem faced by the magick user in *Chivalry & Sorcery* is the reduction of the Basic Magick Resistance of spells and materials. Whether or not he has to expend gold depends on the nature of the ingredients he requires to accomplish his ends. Time spent by the magick user in meditation, prayer, etc., that is, on preparing himself materially aids in the reduction of BMR, and this adequately simulates that aspect of the magical view of the world which suggests that control of the external world begins with the control of the inner "concealed" world. Mere accumulation of wealth is no guarantee of magical success and, indeed, the C&S magick user tends not to be interested in money. To parody H. Beam Piper, "Gold

may net get you good Magick, but good Magick will always get you Gold".

## The Doctrine Of The Elements



he world view of magick reviewed in the previous number of Wargaming and the simulated in *Chivalry & Sorcery* with concept of the BASIC MAGICK RESISTANCE (BMR) is summarized by Paracelsus' "all things are concealed in all". A Power Word magician such as Ursula de Guins' Sparrowhawk uses the "fundamental" relations between words and things to create his effects. The "thing" is concealed in the "word" and the "word" in the "thing". The proper preparation and expression of the "word" will control the "thing". The BMR of the thing, or spell or effect is the measure of the amount of preparation any particular kind of magick user must undergo to attain control. Every spell and object is assigned a BMR on a scale from 0 (least resistant) to 10 (most resistant).

At the root of much successful magick is the magician's ability to come to grips with the fundamental aspects of the world. These fundamental aspects are the FOUR ELEMENTS: AIR, EARTH, FIRE and WATER. In *Chivalry & Sorcery* we choose just these four, because medieval magick derives from the Greco-Roman tradition and the FOUR ELEMENTS are the mainstay of the ancient physical theories of the world. A simulation of CHINESE magie, for example, would have FIVE elements in it, namely: WOOD, FIRE, EARTH, METAL and WATER. Paracelsus reformed alchemy by replacing the Four Elements with the Three POWERS: SULPHUR, MERCURY and SALT. The alchemical rules in *Chivalry & Sorcery* follow this reformed scheme rather than the four Elements.

Basic Magick in *Chivalry & Sorcery* is the method of directly handling the stuff of the world and under each ELEMENT there are spells which allow the magician to create, move, detach and remove a standard volume of that element. The number of standard volumes a magician can handle depends on his Personal Magick Factor (PMF). High Level Magick Users (MKU) can handle fairly large volumes of stuff because the PMF increases with experience. The rules under Basic Magick allow the MKU to handle matter in a variety of shapes in Bolts, Spheres, Beams, Sheets and even Walls. The Basic Magick system contains 112 spells: Earth = 28, Water = 28, Fire = 42 and Air = 14 and this does not count the different shapes in which stuff could appear. For example, under EARTH an MKU could create a standard volume of Dust = 8 cubic feet (BMR 1) as a (1) Sphere of Swirling approx. 10' diameter, (2) Beam of dust 2' x 2' x 1/2' magick range of the MKU, (3) as a Sheet of dust 1" x 12' x 12' or as a (4) Pile of dust 2' x 2' x 2'. Once the MKU has mastered the Create Dust SPELL he can elect which shape his "creation" should appear in and to some extent where it should appear. The system was designed to give the player the maximum amount of choice and still keep the results predictable.

It is possible for a magick user to specialize in Basic Magick at the expense of any higher knowledge, such a MKU would be a very powerful character. For example, if such a Master of Basic Magick met an enemy, he could remove all the water from his opponent which would turn his opponent into a pile of dust or at the very least a skeleton. Such directly offensive use of the Remove Water SPELL (BMR 4) requires that it be targeted successfully using the Magick Conflict Rules. Removing air from his opponent would, of course, leave the enemy breathless and creating air inside of his opponent could speed up the body processes and result in rapid aging. All sorts of effects are possible when you consider what the removal or addition of these Elements does in real life. The main philosophical point to remember about Magick and its world view is the belief in balance and harmony as underlying everything and therefore for every offensive effect there is somewhere a perfect defense.

Many magick users have an affinity for one element or other; Gandalf was a natural at fire. In *Chivalry & Sorcery* an affinity for an element will reduce the BMR of that element or rather a particular spell under that element. The affinity is discovered by finding the MKU's birth sign in the following chart:

Sign	ELEMENT	Spells Affected				
		Create	Detach	Affix	Remove	
Aries	Fire	-2	-1	-1	-1	
Taurus	Earth	-3	-2	-2	-1	
Gemini	Air	-3	-2	-1	-1	CARDINAL
Cancer	Water	-3	-1	-1	-1	
Leo	Fire	-1	-2	-2	-1	
Virgo	Earth	-2	-3	-3	-1	
Libra	Air	-1	-3	-3	-1	FIXED
Scorpio	Water	-1	-3	-3	-1	
Sagittarius	Fire	-1	-1	-1	-2	
Capricorn	Earth	-1	-2	-2	-3	
Acquarius	Air	-1	-2	-2	-3	MUTABLE
Pices	Water	-1	-1	-1	-3	

Reduce the BMR of the Spell by the number in the chart, but note that it cannot be reduced before 0.

Since nothing under the magick view of the world exists in isolation from anything else, the mastery of any particular Basic Magick spell will assist in the Enchantment of Materials or production of Specialized magick effects.

Material Class	SPELLS	RESULT
Alchemical	MAGICK FIRE*	= -1 BMR / SPELL
		+10% / SPELL when at BMR 0
METALS	MAGICK FIRE*	-1 BMR / SPELL
	AIR (AIR)	+5% / SPELL
GEMS	MAGICK FIRE*	-1 BMR / SPELL
	EARTH (ROCK)	+5% / SPELL
WOODS	MAGICK FIRE*	-1 BMR / SPELL
	EARTH (SAND) or WATER (LIQUID)	+5% / SPELL
LIQUIDS	WATER (LIQUID)	= -1 BMR / SPELL
		+10% / SPELL
ESSENCES/ PERFUMES	WATER (MIST)	
	+	-1 BMR / SPELL
	EARTH (DUST)	= +5% / SPELL
	+	
	AIR (CAS)	
BONES	EARTH (POROUS ROCK)	-1 BMR / SPELL
	+	= +5% / SPELL
	WATER (LIQUID)	
SKINS etc.	AIR (AIR)	
	+	-1 BMR / SPELL
	EARTH (DUST)	+5% / SPELL
	+	
	FIRE (HEAT/COLD)	
ORGANICS	AIR. (AIR)	
	+	
	EARTH (SAND)	-1 BMR / SPELL
	+	+5% / SPELL
	FIRE (FIRE)	
	+	
	WATER (LIQUID)	

Effect on higher level Spells: Magick Fire will reduce the BMR of ILLUSION, COMMAND, and PROTECTION by 1 for every Magick Fire Spell mastered.

Finally, it is possible to create new effects by combination of the existing spells; for example, suppose I want to create a Standard Volume of lava - the main element is Rock (BMR 6) and concentrated-heat (BMR 3, BMR 6). The formula would be the BMR of the Rock + 1/3 of the BMR of Heat = 1, and 1/3 of the BMR of Intensifying the Heat = 2, so the BMR of LAVA = 9. Remember no BMR can exceed 10.

## Creative Magick

### Introduction



he creation of New Magick now covered by the existing C&S rules requires that the players be aware of the Laws of Magick. It is these laws which allow the Magick User the existing parts of the C&S magick system together in new and interesting fantastic effects with apparently little effort. The ART of MAGICK is, after impossible look easy. By far the best and most intelligent discussion of the ART appears in P.E.I. Bonewitz's Real Magick (Open contribution to magick simulation in fantasy games Magick (RM) lists 20 laws, while Authentic (MKU) to put ways to achieve all, making the laws behind the Gate Books) and in his recently published Authentic Thaumaturgy (CHAOSium). Real Thaumaturgy (AT) lists 24. Either of these works can be consulted profitably by those interested in occult subjects or the occurrence of magick in role-playing games. The C&S magick system takes into account a great many of the traditional laws which Bonewitz discusses and the following chart will indicate which part of the C&S system corresponds to which of Bonewitz's laws:

BONEWITZ'S LIST	C&S
1. Law of Knowledge (RM-3, AT-32)	Spell learning & Research
2. Law of Self-Knowledge (RM-3, AT-32)	Concentration Factor
3. Law of Cause and Effect (RM-2, AT-32)	*
4. Law of Synchronicity (AT-32)	Astrology
5. Law of Association (RM-3, AT-32)	*
6. Law of Similarity (RM-5, AT-32)	*
7. Law of Contagion (RM-5, AT-32)	*
8. Law of Names (RM-3, AT-33)	Demonology
9. Law of Words of Power (RM-4, AT-33)	Command Spells
10. Law of Personification (RM-15, AT-33)	?
11. Law of Invocation (RM-16, AT-33)	Dance/Chant
12. Law of Evocation (RM-16, AT-33)	Demonology
13. Law of Identification (RM-8, AT-33)	*
14. Law of Infinite Date (RM-11, AT-33)	?
15. Law of Finite Senses (RM-11, AT-33)	?
16. Law of Personal Universes (AT-33)	Fantasy Role-playing
17. Law of Infinite Universes (RM-11, AT-33)	Fantasy Role Playing
18. Law of True Falsehoods (RM-14, AT-34)	Fantasy Role Playing
19. Law of Pragmatism (RM-11, AT-34)	Fantasy Role Playing
20. Law of Synthesis (RM-9, AT-34)	BMR
21. Law of Polarity (RM-9, AT-34)	BMR
22. Law of Dynamic Balance (RM-10, AT-34)	Moral Neutrality of

23. Law of Peversity (AT-34)  
24. Law of Unity (AT-35)

Magick  
Backfire  
BMR

Polarity, Unity.)

Laws of "True Falsehoods", "Personal Universes", "Infinite Universes", and "Pragmatism" be discussed in this article since they are presupposed by the very concept of Fantasy Role-Playing (and indeed by the concept of Fantasy as in Tolkien's discussion of secondary belief in his essay on Fairy Tales). The rules for a role-playing game evolve out of a "personal universe" and create a "world" which is part of the "Infinite Universes". This "world" is subject to its own laws "True Falsehoods" which for the purpose of the game are taken to be true "Pragmatism". It is within the universe so created that the rest of the laws operate. The "Law of Identification" puts the player into the universe, for as Bonewitz notes: "it is possible through maximum association between the elements of oneself and those of another being to actually become that being" (AT-33). The "other being" in a role-playing game is the player character. Wherever a '?' appears after a law in the above list, it indicates that the law does not effect the magick system being simulated in *Chivalry & Sorcery* or would be rejected by Medieval magick users. The laws followed by '\*' will be discussed in this article because they were left out of the system as presented in *Chivalry & Sorcery* due to considerations of space and complexity.

Before passing on to a look at the laws in the C&S context, I would like to make a comment about the magick simulation Bonewitz presents in Authentic Thaumaturgy. As a system it is excellent, giving the player both the scope for intelligent play and research. The system, however, has a contemporary bias. It owes a lot to the foundational work which Bonewitz did in Real Magick, and to the doctrine of magick developed in that book. This doctrine, with its emphasis on parapsychology and scepticism about non-psychological "spiritual" forces and entities as violating Occam's Razor, is a purely 20th Century system. As Bonewitz says, "the best spells and rituals are modern ones written by yourself and designed to affect you personally, with your twentieth-century mind" (RM-162) and "reciting old incantations from dusty books and following hoary rituals are likely to produce absolutely nothing in the way of effects." (RM-163). The Medieval or Traditional Magick User thought of himself as part of a structured universe within the Great Chain of Being and was prepared to fill all of it with unnecessary entities, forces, and fragments of gods. The traditional view of magick is best articulated in David Conway's *Magic: An Occult Primer*. Conway is also a professional occultist, like Bonewitz, and he also understands the impact of science on magick and yet still advocates the "hoary old ritual". The first three chapters of *Magic: An Occult Primer* are recommended for those who wish to understand the philosophy behind the C&S magick system; Ch. 1 Magick and Natural Law, Ch. 2. The Magical Universe, Ch. 3. The World and the Magician. Conway, however, does not deal with the laws of magick as such, which is why Bonewitz's works are important and useful once you separate out the 20th Century slant from the rest of it.

## A Quick Overview



The main problem faced by any "MKU" is decreasing the natural resistance which the World presents to his Will. In theory, once the Basic Magick Resistance (BMR) of some aspect of the World is overcome it no longer resists the Will of the MKU. What actually happens is that the MKU is no longer out of Harmony with that aspect of the World, and that aspect of the World is now in Harmony with the MKU. This might be an off shoot of Bonewitz's Law of Identification, which allows the MKU to "become" another entity through a maximum association. When we lower the BMR of some aspect of the world, we might be said to become in part that aspect of the world. If that aspect is a material object (eg. a piece of wood, a flower, or a coin) we say that it is now "enchanted" and if that aspect of the world is a spell we say that it is "learned".

Putting the "learned" spell into the "enchanted" material produces a magick item or device. Enchanted materials are public in that once a magick user has harmonized himself with this wood, metal, rock, etc., all possible magick users and indeed all sentient beings are harmonized with it. A spell, on the other hand, is private in the sense that it must be intergated into the MKU and only he will be harmonized with it. It must be learned by all possible MKUs, if they too want to be in Harmony with it. The *Chivalry & Sorcery* rules presume that a device made by putting a spell into enchanted material will be private and personal. The MKU must intend to create a "public device" to avoid this presumption but any device which can be used by anyone other than the MKU is public. Most devices other than the Focus will be public since the MKU will want his assistants to use them as well.

The function of the laws of magick in *Chivalry & Sorcery* is to speed up and make more creative manufacture of magical devices. The adjustments to the rules which follow each discussion of the laws are optional and are designed to make play more interesting.

## The Laws Of Resistance



After each law which follows I shall mention which of the above laws from Bonewitz's list or from the more traditional views of magick is being, considered.

1. THE LAW OF MAGICAL RESISTANCE - All objects, entities and spells possess a BASIC MAGICK RESISTANCE (BMR) and this BMR must be reduced before anything can be moved, changed, charged or altered magically, (Bonewitz's - Knowledge, Self-Knowledge, Synchronicity (reduction of BMR promotes meaningful coincidence)), Synthesis,

In *Chivalry & Sorcery* we placed a numerical value on the BMR from 0 to 10 and assessed Materials and Spells in terms of this scale. There is also a rough correlation between BMR and Spell level. For example, the FIFTH CIRCLE COMMAND - Word of Power "Stun" is a 5th level spell and has a BMR of 5. This means, according to the Magick Resistance Table, that a MKL/10 Magick User has an unenhanced 25% chance of mastering this spell for the first time.

The lists of spells and materials give examples of how a particular effect or material should be evaluated with respect to its BMR. A new spell or material can be added simply by assigning it a BMR closest to a similar existing material or effect. When there is doubt or dispute, assign a higher BMR. Remember that the highest BMR is 10 which is reserved for materials such as TRUE LEAD and spells such as the NIGHTMARE. Also remember that material which is naturally enchanted, like dragon scale, is pretty rare stuff.

2. THE LAW OF SPELLS - All spells possess a BMR from 0 to 10 depending on the degree of difficulty of the spell.

In *Chivalry & Sorcery* the notion of a spell can be understood in at least two ways: (1) as the ritual and other magical activity required to produce an effect in the world (in the sense of "spelling") and (2) as the "IDEA" or pattern of the process and resulting effect which is stored in memory or imposed on the World (in the sense of a victim being under a spell). Bonewitz rejects the second view of spells and notes: "A spell is a process not a thing" (AT-65) which fits his "modern" theory of magick which views the use of wands, chants, gestures and indeed the whole precise ritual pattern as merely aids in concentrating the mind and for focusing energy. These "props" have no real reason for being used other than for their placebo effect. For the traditional or medieval magick user, however, the "props" have objective significance independent of the personal psychology of a particular magick user. This is due to the theory of the world which is being assumed. Man is seen as part of an objectively structured universe within the Great Chain of Being with creatures below him (animals, elementals) and creatures above him (angels, demons, gods, etc.). Nature is full of mysterious forces and relationships. Even Bonewitz must assume this with his Law of Names "Knowing the TRUE NAME of an object, being or process gives one complete control over it" (AT-33). The "true name" corresponds to the 2nd notion of spell above, it being the heart or essence of the thing or the IDEA of it. The "props" are part of the TRUE NAME for magick users other than power word types - they are non-linguistic manifestations of the TRUE NAME. The magick user finds out what they are by consulting some system such as astrology or Kabbalism.

In *Chivalry & Sorcery* we placed the more purely psychological spells or effects toward BMP. 0 (eg. spells of detection whose highest BMR is 4) and spells which have a physical effect are toward BMR 10, (Concentrate Rock is a BMR 10 spell).

In the previous section, it was noted that a brand new effect of Basic Magick could be created by combination of existing, effects. The example was Create Lava. It was a combination of "rock" and "concentrated heat" and was assigned a BMR of 9. This type of combination is different from that mentioned in *Chivalry & Sorcery*, which allows an MKU to throw 3 basic magick spells of the same element at the same time (eg. create, accelerate, and concentrate rock) provided he has learned the spells and expends 5% extra fatigue for each additional spell cast. Create Lava is a NEW SPELL and the produce of magical research with the Law of Three Spells.

3. THE LAW OF THREE SPELLS - all simple secondary spells are the result of no more than three primary spells.

A primary spell is any spell of Basic Magick, Command, Illusion, up to level 5 Ancient Lore, the non-ritual evil effects of Black Magick level 3 to 6, Detection, Communication & Transportation, and Circles of protection.

A simple secondary spell is any combination of primary spells which does not when using the following formula:

The Law of Three Spells Formula: BMR of the Main effect + 1/3 BMR of the Second effect + 1/3 of the Third effect.

For example:

(a) Create Lava - Main element "Create Rock" BMR 6, "concentrate heat" BMR 6. Second element "heat" BMR 3, Third element "concentrate heat" BMR 6.

$$\text{Create Lava} = 6 + 3/3 + 6/3 = \text{BMR } 9$$

Primarily the LAW of THREE covers the situation where all the component primary spells are unlearned and the simple secondary spell is acquired all at as a NEW SPELL. If however the once MKU has already learned the spell which is the main element of the new effect, he can introduce it into the formula at 1/3 its original BMR. Decimals are always rounded upward to the next whole number.

4. THE LAW OF THE FOCUS - all magick users who need to have a focus to practice magick will be unable to reduce any spell below BMR 1 without the focus.

This is an optional rule, since almost all of them, except certain primitive talent types, must have a focus. The purpose of this law is to encourage magick users to manufacture their focus first, before attempting to learn any other kind of spell. The effect of this law is that without a focus, a magick user cannot learn a spell (that is reduce it to BMR 0) and the risks involved in using "unlearned spells" are already outlined. Once a magick user has learned a spell with the help of his focus, he does not need his focus to cast it. If a magick user loses his focus, he must recover it or make another one (using exactly the same formula as the original), before he can learn any more spells.

5. THE LAW OF OBJECTS - the BMR of an object or material can be

decreased or increased if the magick user has enchanted the material to 100% at its present BMR level.

In *Chivalry & Sorcery* it takes longer to enchant an object than it does to learn a spell of the same BMR, the reason is that "objects" are public and "spells" are personal. An object or material enchanted by one magick user can be used by any other magick user to create a magical device. Use the following rules when "disenchanted" (increasing BMR):

1. Naturally enchanted material (BMR E) cannot be disenchanted
2. Materials enchanted to BMR 0 (100%):
  - a) The 1st disenchant spell increases the BMR from BMR 0 (100%) to BMR 0 (0%) the effect is automatic but it requires as much fatigue loss as enchanting does.
  - b) The 2nd and subsequent disenchants have a 90% chance of increasing the BMR of the material from BMR 0 (0%) to BMR 1 (90%) and then a -10%/BMR until the original BMR of the object is reached, that is every time the spell of increasing the BMR is successful, the chances of success for the next effort is reduced by 10% per BMR level of disenchantment.
  - c) Increasing the BMR above the natural BMR level of the object is difficult and has a starting base of 25% with a -8% reduction for every BMR level above the original BMR of the object.

The same limitations as to fatigue, quantity, and time which govern enchanting objects apply to disenchanting.

A disenchanted object can affect the chances of spell targeting if the spell must travel through material whose BMR has been increased above its natural level. Disenchantment, unlike a circle of protection, does not set up a separate barrier, rather it decreases the chances of success by 10% for the 1st BMR above normal, 25% for the 2nd BMR above normal and 50% for the 3rd BMR above normal. Note that since there is no BMR above 10, the effect of increasing a BMR 10 object is to give it the same characteristics as True Lead for the purpose of stopping spells. This effect is Temporary and the object will revert to BMR 10 in 1 day if its normal level is BMR 10, in 2 days if its normal level is BMR 9, and in 3 days if its normal level is BMR 8. Once the object starts to revert it stops at BMR 10. Disenchantments are as permanent as enchantments.

There is a set of principles which emerge from the LAW OF OBJECTS which can be used to make magick much more challenging and exciting:

1. The Principal of Three Objects: Whenever for the purpose of a magical operation THREE materials are combined at one time in such a way as to be indistinguishable in the result (potions, powders, alloys, etc) the BMR of the combination is 1/3 of the Total BMR providing that the combined weight/volume does not exceed the capacity of the MKU.
2. The Principle of Naturally Enchanted Material: Whenever naturally enchanted material is used in combination with other materials, the BMR of all the other materials is reduced by 1/3 for the first minimum quantity of naturally enchanted material used and by a further 10% for each additional minimum quantity of such material used. For example, the first quantity of dragon blood used (need at least 1/10 Dr) will reduce the combined BMR of lead (BMR9) and Mithril (BMR 10) to BMR 7 (100%). Subsequent quantities will lower the % so that it goes to BMR 6 (10%) and then BMR 6 (20%).

It should be noted that the Alchemically produced by-product Fixed Mercury, Dragon Blood, Holy Water (only be used by those of Alignment 12 or lower), Enchanted Pool Water, Wine of Drunkenness (only used by those with Alignment 8 or higher), Black Lotus dust, Dragon Bone, Balrog Bone (can only be used by Alignment 15 or higher), Chimera Bone, Unicorn Horn, Dragon Tooth, Lycanthrope's tooth, Dragon scale, Bat's eyes, Belladonna, Boneset, Mistletoe, Opium, Pepper, and Saffron are all the naturally enchanted materials. These two principles illustrate why naturally enchanted material is extremely rare and extremely valuable since adding a naturally enchanted material to materials being fused together under the Principle of Three Objects further reduces the BMR by 1/3 of the combination. These principles ought to speed up the amount of game time required in enchanting materials.

6. THE LAW OF ASTROLOGICAL INFLUENCE: Magical devices of POWER (which have a spell capacity equal to the MKL of the maker) can only be made when the stars dictate and no magick device of power will be capable of RECHARGING itself unless made from the materials corresponding to the sign under which they are made.

This law can have a significant impact on the course of the game and can determine and limit the sorts of public magick devices which are available to the players.

The most important public magick devices belong to the class of self-recharging devices of power. The Game Master must have a complete record of each such device (primarily so he can inform a player who finds one what spells it contains and what was the FORMULA by which it was made). For this purpose, the Game Master will often play a very senior and aloof Astrologer who is consulted by master magicians personage who plan to make a device of power. In our game, this Sage is Anacronus Archimage the Sage whose woodcut portrait appears in the core rules. For example, a Master of Thaumaturgy is planning on making a ring of invisibility for his senior apprentice as an aid to an adventure. He arranges a consultation with the Sage. The Sage informs him that such a device already exists. It is at this point that the above LAW comes in. Unless the Thaumaturgist knows what the Formula of the existing

ring is, he cannot create such a ring with self-charging ability. He could create a limited Ring as a Simple Magick device having between 1-10 charges or as a more complex device of power having between 1-100 charges, but unless he duplicates the exact earlier formula he will not be able to self-recharge the ring.

If, on the other hand, this Master of Magick was the first magick user ever to create such a device, then he has the Formula which unless he tells someone will be a SECRET FORMULA and no other magick user will be able to create such a device. Naturally, if the original device falls into the hands of a high grade diviner, he will be able to reconstruct the formula (an evil MKU might put an anti-diviner curse on his device before completing it) or if the written recipe is stolen or lost, then the formula ceases to be completely secret. Note the formula for a device of power cannot be memorized and must be written down on a scroll or in a book.

These restrictions giving rise to the Secret Formula, apply even if the earlier device is no longer in existence so long as a record of the formula exists. If both the device and the formula have ceased to exist, then the first magician to finish such a device becomes the holder of a new Secret Formula. If your C&S Feudal World is founded on the ruins of some ancient civilization, then chances are fairly good that most devices of power exist already at least as fading script written in a moldering book in the lost tomb of Virgil, or Simon Magus, etc.

Once a device of power is made all others generating the same effect must be made from the same formula. Thus there will be only one formula for a Cloak of Invisibility (the Game Master should not allow a separate formula for a green cloak or 3/4 length cloak) and every other effect. Astrological advice can be sought to discover the present whereabouts of the device or formula (e.g. the formula for the Ring of Invisibility is located somewhere in the main chapter house of the Dancers of Death a secret society of necromancers and a perilous adventure has suddenly started).

The Secret Formula of a device will contain the Astrological Sign of the device (and whether it was well, poorly or neutrally aspected), a list of materials used in making the device (note: no substitution of alchemical or naturally enchanted material is allowed those following the formula must duplicate the exact materials in the exact amounts). This by the way is an illustration of Bonewitz's Law of Cause and Effect. The Formula will also contain whatever other spells were put into the device (it is at the option of the Game Master whether the MKU must duplicate these other spells as well to make the device. The formulas for ancient devices which are made up by the Game Master can contain additional requirements such as material from a certain location gathered at the right time of year (e.g. the rule laid down by Don Juan to Carlos regarding the Little Smoke in Separate Reality).

The principle of the secret formula for a magical device should be extended to any object which is rare or unique. Objects such as magical armour and magick weapons above +4 should be treated as though they were devices of power. Thus, the first Weaponsmith Artificer who makes a +5 or better magick weapon has the secret formula for weapons of that type. If a +5 or better weapon exists already then any other ones must be made exactly in the same way. The smith must write down the formula in order to make more weapons of that kind. A smith whose magick level is 1 above the minimum required to make a certain kind of weapon (e.g., at MKL 11 he could make +5 swords) can duplicate the formula for making such a weapon with the exception of an Ego Sword, if a sample weapon falls into his hands for examination.

## The Law Of Association



The Laws of Resistance dealt with the increase or decrease in the BMR of materials, entities, or spells - in general with the relationship between the magick user and the world. There is another set of laws which emerge from the Magical View of the World that "all things are concealed in all" and these are the laws of association. These laws deal with the relationships among things of the world - interactions not usually recognized by conventional science which could be exploited by the magick user to gain his ends. From the point of view of ordinary science, magick deals with extraordinary and unbelievable effects. A 700 year family curse, or injury inflicted via a voodoo doll are extraordinary because they postulate a causal relationship in circumstances which defy a direct connection between the cause and the effect. In theory, however, the connecting element is implicit in the World View of Magick that "all things are concealed in all". Bonewitz has an interesting discussion of this viewpoint in Real Magick and in Authentic Thaumaturgy under the topic of the Law of Polarity and the Law of True Falsehood. Bonewitz's approach in Real Magick is extremely pragmatic and he notes:

*The most famous phrasing of this Law in Western occultism is "as above, so below" of "the macrocosm is in the microcosm". The last phrase is very interesting since believers set up one-to-one relationships among all parts of the mind, body, and spirit and the structure of the universe. This has led to some interesting fun and games with palmistry, astrology, phrenology, divining by entrails and so on, all based on alleged correspondences. While it is true that everything in the universe can be made to relate or correspond to everything else, the usefulness of such correspondences must always be tested. No, matter how pretty a pattern may be, if it doesn't work when applied to other patterns, its only value is aesthetic. (RM-10)*

It is up to the players to determine how experimental they want their magical system to be. If they want to build in a failure factor, the Game Master will determine which of the possible correspondences available will actually work and which just look pretty.

1. THE LAW OF ASSOCIATION: When two or more things share something

in common, the common element may function as a "focus" or as a "link", permitting power to flow from one to the other and providing a degree of control in proportion to how essential the common element is to the existence, identity, and function of the two or more things.

The law of association is given a good treatment in Bonewitz's work and is also referred to in B.D. Sustare's article "Sources of Magic in Fantasy" (Wargaming II, p.59) as Magic as Analogy, "Controlling a model or simulation of reality allows you to control the reality by analogy". Actually, it is not the control of reality by analogy but rather control via the common element which a model or simulation and the reality share. Sustare declares that what he calls "true magick" is totally baffling because it "doesn't have a commonplace physical explanation and needn't rely on a tenuous world of spirits." MAGICK does, however, presuppose that "all things are concealed in all" and "true magick" works by making manifest in the model the "concealed reality" being simulated. The reality out there is controlled by what is made manifest here.

The Law of Association has a direct effect in 3 areas of C&S magick: (1) Association can be used to reduce the BMR of a particular effect, (2) Association can be used as a method of combining spells beyond the law of three, and (3) Association can be used to enhance targeting and the creation of bane weapons. The Law of Association is divided into three sub-laws, the Law of Similarity, the Law of Contact, and the Law of Names.

2. THE LAW OF SIMILARITY: Things that appear to be alike in some respect are alike in that respect, and whatever that respect is serves as a link between the things.

The photograph which I have of you looks or appears to be you is you, or more precisely the photograph partakes in enough of your nature that an act done to the photograph in the appropriate circumstances affects you directly. This is why the primitive tribesman feared to have his picture taken. The operation of this law can best be illustrated by the use of a magical device. There being few such devices in *Chivalry & Sorcery*, we shall look at a typical D&D device.

Consider the magical device known as the "Golden Lion" (Greyhawk p.47): a small figurine of a lion which becomes a real lion for a certain length of time when tossed into a fight. It fights as a real lion until slain at which time it changes back to a figurine and can be retrieved by its owner. This device is usable once per week. Unfortunately the magick user who wishes to make such a device himself will find no guidelines in Greyhawk or any subsequent TSR offering. All he can do is guess or speculate as to how it could be made and even then the dungeon master will probably not let him make one anyway.

The magical effect which the Golden Lion achieves could be brought about in several ways, given present D&D spells. The most probable method would be to place a D&D "polymorph object", an "animate object", some form of "control" enchantment, some kind of "reverse polymorph" and finally some kind of slow recharge. But what we may ask is the function of the lion shape of the figurine? Is it merely decorative or does it have deeper magical significance?

Surely it is possible to place a D&D "polymorph" etc. spell into an object of any shape and made from any kind of material - a small black cube which turns into a lion. The D&D magick user, however, will never be able to manufacture such an object, since the system of magick under which he must operate contains no theory of devices nor any provisions for placing a spell into an object or material. The C&S magick user faces no such difficulties and can at least enchant materials and place spells into them.

The main problems faced in C&S magick are time and research. The magick user must develop a precise formula for any particular device he intends to build. Limitations are placed on this by the methods required to be used - enchanting many different types of materials and the Law of Astrological Influence resulting, in a unique secret formula for that kind of device.

If we consider the entire operation of the Golden Lion as one magical resort must be made to the Law of Similarity. The Golden Lion is the combination spell producing a complex secondary effect (cf. above the secondary effects under the Law of Three Spells), requiring more than more than 3 spells. There being more than 3 spells involved, the object must be made out of enchanted can only be combined with special assistance.

effect, we can see why result of a complex discussion of simple 3 spells. materials and the spells

The Golden Lion shares a number of common elements with a real lion. Both have a golden color and the appearance of a lion. Each particular common element aids in bringing about the complex effect. It is the material base which allows more than 3 spells and it is the Law of Similarity which allows the spells to operate at the same time together.

The following things must be considered when making a device effect:

Research:

The magick user must first determine the number of spells into which the desired effect can be analyzed. The Golden Lion, for example, might be as many as FIVE (Polymorph object, animate object, control, reverse polymorph, and recharge) or as few as ONE if the Golden Lion is really only the result of Djinn Creation. The number of spells which are actually required must be decided by the magick user and the Game Master together with the Game Master having the final say.

Common Elements:

If more than 3 spells are required the Game Master rolls a D6 to determine the number of common elements required for each spell

over 3. These common elements must establish a similarity between the object containing the spell and the desired effect.

BMR Analysis:

The Law of Three Spells (cf. above) can be used on the first 3 spells of the combination provided that the combined BMR is less than 10. If the combined BMR of the first three spells is greater than 10, then only the first 2 spells benefit and the rest must be learned separately before they can be placed into the object.

Once the research, common elements and BMR analysis is completed, the creation of the device proceeds as normal with all the requirements of astrological influence and the enchantment of materials.

3. THE LAW OF CONTACT: Things once in close physical contact will continue to interact for a time, once they have been separated.

This is the Law behind most offensive magick especially curses of the voodoo variety. The wax image of the victim uses the Law of Similarity but the full voodoo doll also contains something belonging to the victim (nail clippings, hair, etc.). Fingernail clippings, for example, once belonged to the victim and were physically connected with him. Under the Law of Contact, it is still "connected" with him for a time. And a magical operation performed on the clippings will affect the victim no matter how far away he is.

Time: External body parts such as nail clippings and hair will be effective for 5 x (1-100) days with only the Game Master knowing the exact number and with a backfire resulting if no longer effective.

Important body parts such as a limb or eye are effective for 5 x (1-100) months, again. only the Game Master knows for sure.

Blood is the most essential body part there is and it is always connected to the donor at least for a long time 5 x (1.-100) years.

Clothing and other non-body parts: the connection of a button or patch etc, is never broken by merely the passage of time. Clerical Blessing restores ones apparel to the extent of severing such connections but only if below alignment 14. If above Al 14, a curse on yourself has the same effect but it tends to give you a headache and reduce your wisdom to the point of rashness temporarily.

A spell fired through a connecting part, if directed at the target's body, always fires on the superior magick user column in the magick conflict table.

The Law of Contact is also used to make Bane Weapons. Here the skin, blood, and bones of the creature against which the weapon is to be used must be incorporated into the very metal itself. The effect of a bane weapon is that it doubles all normal damage against whatever is the target and if a critical hit is struck, roll on the magick conflict table under the device column. If the magick user who made the weapon was below level 11 use the equal experience factor line, if he was above level 11, use the superior line. Success means instant death or destruction, a failure means a normal critical hit.

The primitive mind often fused the Laws of Similarity and Contact together. The photograph captures the soul. The image in a pool or mirror is connected to the original. And eating a part of someone gives you the virtues he had. In A&E#29, Lee Gold forwarded an interesting suggestion by John Strange to the effect that players playing monsters might get added experience points and strength from eating "manflesh". The diet of the Uruk-Hai was cited as an example. It was believed by many primitives and many not so primitive peoples that the "virtues" (goodness, courage, strength, beauty, etc.) of someone could be acquired by eating an important part of them. Usually this was the heart or liver. Players may wish to introduce this into their name by allowing certain monsters and evil characters to benefit in experience, characteristics, and fatigue by eating people parts. For example, the wicked queen who had a personal appearance of 1 which she is improving up about 18 by eating parts of beautiful maidens, and which must be maintained by eating such parts on a periodic basis. Eventually, of course there will be an intense competition body parts between those who must eat them and those like the necromancers who want to build new ones out of old parts.

4. THE LAW OF NAMES: The most essential part or element of a thing is the TRUE NAME given to it at creation.

The magick of names is in fact the most common form of magick. It is basically all there is to demonology - the medieval grimoire being mostly lists of the names of demons. B.D. Sustare in his above mentioned article at p.59 points out that there are certain practical difficulties in using name magick in a game. The benefit of name magick is that the name is always in contact with the object named and as far as targeting goes the magick user firing a spell through a name always is superior. However, only COMMAND spells may be directed through a name.

Generating the TRUE NAME: A Game Master can generate the true name in a number of ways, using a code or transliteration to another alphabet such as the ones in Tolkien's, etc. The TRUE NAME is actually a high level spell with a BMR between 5 and 10 depending on the importance of the thing named to the scheme of things. The TRUE NAME of a dragon is BMR 10, while an Orc is BMR 5.

5. CONCLUSION

This discussion of the laws of magick is intended the way for design and invention. Using the laws magical effects should be found and justified to character is a master magician should be

able to devices on the basis of the above principles and merely to scratch the surface and to point as basic analytic tools a formula for most a disbelieving Game Master. The player whose create his

own private lists of spells and laws which the Game Master must accept and incorporate into the world.



## The Fantasy Campaign

For those players who have neither the time nor the resources to be interested in the playing of *Chivalry & Sorcery* at the Grand Campaign scale, the rules provide plenty of opportunities for shorter adventures. The sort of adventure which we envision players going on, however, is considerably different from the kind that other rules have encouraged. For one thing, all of the dungeons, lairs, etc., are all located within the same country or at least the same general geographic area. The mere fact that a place of mystery or treasure exists within a larger world means that there is a natural limit to what it can and will contain. A large concentration of evil will attract the Church and might bring down a Crusade against it. A large concentration of loot will attract the King, a personage always in need of money. Nor is it possible to keep such a dungeon complex secret for long. Myths and legends about such a place and what is to be found in it soon become common knowledge. In the context of the Magick rules of *Chivalry & Sorcery*, furthermore, it is not possible to keep any secret for too long because both the Astrologer and the Diviner have the means to penetrate many secrets held by such dens of iniquity. A different approach is therefore needed when designing places of mystery and adventure.

## Time and Movement

There are two scales by which time and movement are measured in the Fantasy Campaign:

28. In all outdoors adventures, time is measured in hours, and movement in miles. A man on foot can average about 3-5 miles per hour, and about twice that on horse, provided he is on a good road or is crossing open country. Rough country, woods, and the like, can slow the pace to as little as 1/5 the normal rate, depending on the severity of the terrain obstacles encountered. Rest stops are in order about once an hour, and a break at noon of 1 hour is needed to have a meal. Extreme haste is, of course, possible but fatigue of men and animals will result in a 10-60% fatigue loss after 3-8 hours of such travel (double normal pace).
29. In all adventures conducted indoors or underground, or when a party in an outdoors adventure have an encounter with some creature, the scale of time and distance shrinks. Distance is now measured in feet, and turns are in 5-minute segments (2.5 minutes in Combat Mode or Flight and Pursuit Mode). As in the outdoors adventure, time should be taken to rest; and 5 minutes are spent each hour resting (10 minutes after combat or combat and flight/pursuit), unless a character is Superhuman in strength and needs rest every two hours. Heavily burdened characters require double the rest period that unencumbered characters need.

Time spent searching for anything, such as secret doors or passages, hidden treasure, tracks, and the like, will be determined by the Game Master conducting the adventure. Typically, casting a spell requires perhaps 1/4 of a turn [40 sec.]. Searching a 10' section of wall or floor requires a full turn, and so on.

Secret passages, doors, etc., are found by men and Hobbits 1-20% at the time. Dwarves have a 1-30% chance, and Elves have a 1-40% chance. These percentages also apply to the detection of traps (although carefully prepared traps may be harder to detect). Bonuses or penalties for such activities may be had from the IQ of a character or from his being a Thief.

Ordinary doors always open. However, doors in a place of mystery are not ordinary and offer great resistance, usually because they are rusty at the hinges or have been magicked in some way. Doors are opened by rolling a 1-10 die, and success is based upon the strength of the character attempting to open a door. (See *Strength* in the chapter on Character Prime Requisites.) Several characters

may combine their strength to open a door, but they will give anyone on the other side the advantage in combat with regard to striking the first blow. Doors always open for monsters, unless secured.

Doors in a place of mystery also have a nasty habit of swinging shut 1-50% of the time, without warning. Doors can be wedged open by the use of iron spikes or timber bracings, but there is a 1-40% chance that the spike or timber will slip and the door will shut. Spikes are lost in such cases. A check is made when the spike is rammed home. A spike may be deliberately kicked out to free a door at 1-50% chance.

If doors are locked, they may be smashed or chopped open. The GM should assign a point value to the door (50 to 250), and characters may use axes and the like to chop through. Superhumans may take small or weak doors off the hinges by charging at them. Alternatively, a Thief may attempt to pick the lock.

## Designing the Place of Mystery

In *Chivalry & Sorcery*, there are few actual "dungeons" other than those connected with inhabited or ruined castles and towers. Inhabited castles and towers rarely have any items of value in their dungeons, but ruins inhabited by nameless horrors might contain treasure and Magick. What is worthwhile exploring, if one has the nerve, is the Chapter House of a group of Magick Users.

The rules governing "Magick Orders" provide that the first player to have a character who is connected with some Magical Order or Society should design the whole organization. He must determine the number and level of the Masters, Journeymen, Apprentices, servants, and monsters. He must then design a Guild Hall or other headquarters for the Order by drawing the complex on large-squared graph paper (1 square = 5' or 10' is a good scale), showing the various quarters, libraries, storerooms, and catacombs. Patrols are established, traps and warning devices are set, etc. In short, the player designs a place of mystery but it differs in important respects from those found in other games:

1. The Magick used to defend the place is of the type known by the members of the Order, and cannot be more powerful than the MKL or the highest Magick User.
2. The location of every trap must be justified. Such defenses must be effective and yet cannot get in the way of normal traffic and activity. Some might have to be set each night by the youngest Master and the senior Apprentice, who are in charge of security arrangements. Magick traps may also be placed, and again justified.
3. The number of men and monsters guarding the place will be limited. There is no way that unlimited numbers and types of monsters will inhabit a dungeon complex unless it is very large. The appearance of a monster must be explainable (it lives there, is a Phantom or Spectral Illusion, etc.) and cannot be done merely to suit the whim of the GM.
4. The amount of treasure and Magick present is similarly limited and reflects the power and status of the inhabitants. Magick is hard to produce in the form of enchanted objects and pieces of Magick are, furthermore, of a generally ordinary appearance and cannot be readily identified. *Chivalry & Sorcery* has deliberately avoided the tendency in some games to publish extensive lists of miraculous and highly predictable magical devices. It is our feeling that each device is unique and must be described as one of a kind by the GM. Thus Magick will be somewhat scanty because no player in his right mind will consent to spending weeks of time merely writing up the characteristics of hundreds of magical items. At the same time, finders of such devices will often be puzzled about their function and are forced to

investigate the nature of the object before using it.

- To confound the lovers of secrecy, rumors abound in the game, and once each year the player Guilds must publish a list of all the major magick items and materials that exist within the confines of the place. A bit of lying is possible, but the general impression left must approximate the truth.

Other characters besides Magick Users will design places of mystery. Clerics have monasteries and churches; fighting men and nobles have castles; keeps, and manor houses; thieves have hideouts and Guild Halls; brigands have camps in the forest or ruined towers which they have seized as strongholds. Elves live in forest complexes, while Dwarves have mines. Even monsters have to live somewhere. Trolls, for example, tend to live in caves beneath bridges or in deserted towers or caves. A player having a Troll character would have him take up residence in such a place and proceed to fill it with treasure taken by robbing passers-by or making raids into local towns and castles. Such behaviour, of course, will eventually bring out a great Hero to rid the area of the menace.

When designing a Place of Mystery, it is best to plan out a number of levels at the same time, so that stairs, trap doors, chutes, slanting passageways, and the like will all come out at the right place on a lower level. An inn, for example, which is used by an Order of Magick Users could have up to 4 stories, plus a number of cellars and catacombs underground. The GameMaster's map would include the detailed floor-plan of the complex, noting all traps, stairs, doors, rooms, etc. A set of notes could contain the details about treasures and guards, patrol routes and times, etc.

Unusual areas and rich treasures should be relatively hard to find, and access to such areas should be strictly limited. Clearly, such areas should be dangerous at the best of times, and very deadly at the worst. A variety of tricks and traps can be placed in the complex to fill players with the fear of death and necessitate the use of Thieves to detect and disarm some of the booby-traps. However, the GM is cautioned that, while danger is the very essence of the game, a reasonable chance of survival should always be built in. Capture of intruders is as much the aim as killing them. Prisoners can always be turned over to the authorities or else held to ransom. In some instances, they can even be recruited by the very person they were trying to rob. Typical traps are:

- Sloping passageways which appear to be level but lead to lower regions of the complex where dangerous traps or monsters lurk. Dwarves will always recognize such things.
- Stairs which lead to upper or lower levels having no other route of escape. Caught in such a *cul de sac*, intruders will be easily bagged by the guardians.
- Doors which open only from the outside unless the correct method of opening is known. These really seal in intruders until the guardians can arrive.
- Blocks of stone which slide or fall across the passageway behind the intruders.
- Winding and spiraling passageways, often rough hewn in bedrock, which make any form of accurate mapping impossible.
- Cabbalistic Symbols inscribed on walls, doors, floors, etc., which set off an alarm or discharge a spell when read by a character or passed by.
- Crossbows or spear-throwers hooked to a triggering mechanism which discharges the concealed missiles when an intruder sets off the triggering device.
- Spells of Illusion or Command triggered by the handling or manipulation of some object.
- Curses placed on highly valued treasures.
- Morale teasers. Some favourites in our group are "The Case of Nerves," a box which falls on the hapless intruder, inside of which are—"nerves." He immediately checks morale -20%, and failure sends him screaming down the hall. Again, a brick dropping on a foot, a spring-driven boxing glove in the nose, or 100 Dr. of rotten garbage dumped on an intruder's head do have a stimulating effect on a flagging adventure. Often, the howl or pain or the cursing brings guardians who are patrolling nearby.
- Sleep dust sprinkled on the floor of a room or passageway can be stirred up by the passage of a party. This can convert the mightiest of fighters into a snoring bundle of helplessness ripe to be planted in a real dungeon, complete with leg irons.
- Poison needles, vipers in niches, and so on may cause further hazards to the intruder.

The list is endless. Our "active trap" list now numbers 137 different traps and tricks. The only limit is the imagination of the Game Master and the reasonableness of the traps. We draw the line at trapdoors opening into pits filled with sharpened stakes dipped in the deadly blood of the Medusa (sure death), but we do have some nasties.

Traps should be rated for disarming levels. Thieves eventually reach a high degree of proficiency in disarming traps, and for that reason, some clever models should have some penalties attached to them (-10%, -20%, etc.); but at the same time, a Thief will be forewarned that he is dealing with an especially complicated mechanism. Thieves over the 10th experience level will even be able to predict the penalty 50% of the time.

As noted above, guards are somewhat limited in numbers. Some will

have fixed stations and protect treasures. Others will have patrol routes and pass through certain areas at set times. The GM should have these details worked out beforehand and should be able to prove them on paper should an incredulous group of players challenge his honesty or fairness. Note: The designers find the Random Monster system generally objectionable in all forms of "dungeon complexes" because they tend to be overly rigid in make-up when they appear. Also, there is no easy way of limiting the kinds and numbers of monsters present in any complex; they seem to generate themselves out of thin air at the roll of a pair of dice. However, given a fixed number of monsters, a GM can make up his own random table to account for the meanderings of some monsters through the complex.



## Realms

Magick it is not the only power in medieval Europe. Three realms of power exist: divine, faerie, and infernal. The lines between realms are not drawn simply, with some on one side and others representing a united opposition. Rather, each has some influence over the rest.

Each realm also has its own unique inhabitants, whose natures are attuned to its properties. They can include huge winged serpents, monstrous giants, mischievous faeries, glorious angels, deceptive demons, and elusive shapechangers. As these denizens share their realms' powers, they are often influenced by and at the mercy of other realms when outside their own.

The word realm can refer to one of two things. Realm can refer to the wide variety of manifestations of a given sphere of power. When referring to the realm of the divine, for example, it can be taken to mean all those things, beings, and places which are holy. This is what is meant most often when the world realm is invoked. On the other hand, realm can refer to an actual location that is the essence of that realm. In this case, the realm of the divine would refer to Heaven. The realm of faerie would refer to Arcadia. And so on. Realm Power and Domain The realms exist and interact in various ways. Each has some parts of the world where its powers are strongest.

Two realms may have influence over the same place. When this is the case, only the stronger can hold sway at any one time. A change in the relative strengths of the two realms can cause an area to switch from the influence of one to the other. For example, a village might be built on the site of an ancient faerie mound. Normally, the area has a Dominion aura (because the villagers are followers of the Church). However, at night (when Dominion power wanes) or on the days of ancient pagan holidays the faerie aura becomes more powerful and holds sway. Sometimes only a small area, like the cellar of a tavern, feels the touch of a power different from that of its surroundings.

## The Infernal Realm

The infernal realm is the embodiment of evil and decay—of physical destruction and moral corruption. Even as the Church works its divine power to protect the soul and buoy it up to Heaven after the body's death, the forces of the Devil work to steal it away and drag it to the depths of Hell. Human beings are subject to death and damnation through the sins of their ancestral parents. Once Adam and Eve had tasted the fruit of the Tree of Knowledge of Good and Evil, all the world came under Satan's influence. Fortunately, humanity is capable of salvation because their understanding of evil is as incomplete as their knowledge of the divine.

Demons are fallen angels; they cannot and will not be redeemed because of their very natures. They comprehend the divine order completely and so can never be convinced by new arguments or perspectives to seek salvation. Their envy of humanity's place in the cosmos is without bounds, as is their capacity for evil as rejection of all that is from God. Ultimately, devils seek to weigh down souls with the baggage of sin. They have an eternity to plot and scheme, and a human lifetime is a brief moment in their eyes. For this reason, their plans can seem quite opaque.

Hell's most potent allies are the evil priests, humans who sell their souls in return for powers and favors on Earth. Not only do devils win these souls away from the divine, they are also able to satisfy their lust for chaos, destruction and suffering through these human agents. The powers that evil priests are awarded can include spell-like abilities and the capacity to summon demons and use them to their own ends, among other things.



Hell is not a remote force in medieval Europe. Demons ruin crops, cause back pains, make the wind howl, and manipulate emotions. Some theologians suggest that it is impossible to drop a needle from the roof of a house without hitting an invisible demon in pursuit of a plan of evil.

Infernal areas are among the most vile places in the world. Growth of natural plants is stunted and warped. Decay and the stench of ill humors abound. Predatory animals kill, not for survival, but for the pleasure of inflicting pain. Most earthbound demons, and many evil priests, prefer to remain in such areas. They are also typical sites for diabolic churches and covens, and for the summoning of demons. Travelers in or near infernal areas often find themselves in foul moods. Outlaws on nearby roads act in particularly harsh fashion—the effects of demonic influence in high concentration. Old wounds, especially those received through malevolence, hurt anew. Old conflicts and personality clashes are remembered again, and possibly reenacted. Of greater concern to magi, infernal auras interfere with the use of magick.

## The Faerie Realm



faeries are spirits of places, attuned to the natural world. There are faeries bound to forests, caves, lakes, mountains, and oceans—all places primeval. Some, on the other hand, make their homes in the world of humans: fields, roads, farms, cities, and even churches (though priests hotly deny it). Faeries share the characteristics of their associated places.

The realm of faerie is as diverse and strange as those who inhabit it, and as with all faerie things, appearances can be deceiving. After dawn breaks, a pile of gold may prove nothing more than old leaves, while a single oak leaf can hold within it more magical power than the enchanted staff of a mighty magus.

There are light and dark elements to the faerie realm, represented by the Seelie and Unseelie Courts, respectively. Though different in nature, they are not necessarily opposed; the Seelie Court may rule a faerie area during the day, and the Unseelie Court at night. Moreover, the faerie realm itself can reign over other realms on special occasions. On certain nights almost all the wilderness, and even some of the Dominion, falls under faerie's sway. On these occasions both Seelie and Unseelie leave their forests and burrows to tread the naked earth. Usually only the most powerful faeries can leave their realms entirely, but on these special nights faerie is almost everywhere. At such times it is best that normal folk stay locked up in their homes.

Areas of faerie power may cover ancient pagan lands, spring up about faerie queens, or protect valued locations. They may have only a few inhabitants, each quite powerful. On the other hand, they may be the domiciles of innumerable faeries with little power individually, but whose numbers give them strength enough to be respected and avoided. Faerie areas with lower level auras tend to be inhabited by faeries that are merely annoying, or barely more than helpful; they are almost never capable of killing. Such places are relatively common wherever mortals have spread their influence. On the other hand, especially in rural and wilderness areas, there are auras of immense power inhabited by faeries that can will themselves taller than a church spire or shake the Earth's foundation at a command.

Sites of faerie aura take as many forms as their inconstant inhabitants. They might contain talking trees and owls, strange lights at night, and unearthly eyes peering out of the darkness. An aura may exceed the physical bounds of the locale, depending on how far the resident faeries journey or extend their power. The table below gives examples of typical aura ratings. Regardless of the danger, magi often risk entering faerie areas in pursuit of magical power. They are places rich in vis—reason enough to challenge many perils, particularly for a magus deprived of magical resources.

The most powerful faerie sites are sometimes gateways to Arcadia—Faerieland itself. Such gateways may be small and unassuming, rarely used and little known, or massive entrances traversed by the greatest of faerie entities. Mortals do not naturally belong in the land of the fay, and those who enter often fail to return. Even if they do come back, they may find a day spent in Arcadia is one, ten, even a hundred years, or only a minute, in the mundane world.

However odd places of faerie aura may be, they are still a part of the mortal world. Arcadia is a separate world altogether. It is a wondrous place, far more beautiful than the mundane realm, and far more bizarre. Sunlight in Arcadia never burns or dazzles, trees are never uneven or sick—everything is naturally perfect. However, perfection does not necessarily equal beauty; perfect evil, perfect hate, and perfect indifference all exist there as well.

Arcadia is a land untouched by mortal hands. There are no cleared plots, felled trees, or peasant fields. Magick sustains what crops are grown. Majestic and forgotten creatures, as well as deer, wolves, boars, and bears, roam virgin oak forests protected by powerful animal spirits. While there are few cities in Arcadia, those that stand are inhabited by strange, potent, human-seeming fay; these cities are large and airy, quite unlike the walled warrens of the mortal world.

## The Divine Realm



he divine realm is the manifestation of the supernatural power of God, the Church, and all those with faith in His existence. The church views other realms as evil, aligned with the forces of Hell. Magick Users, of course, often beg to differ. Regardless of opinions, it cannot be denied that the

divine realm has an influence over the other realms. A divine aura limits the efficiency and effectiveness of magick, and divine miracles can accomplish feats that magi cannot.

At its worst, the Church is a repressive force that treads on liberal thought. At its best, the Dominion allows the human soul to express its deepest beauty. It makes sense, then, that it is the Church which is the driving force behind the Crusades while it produces the most delightful music, the most enchanting art, and the most transcendent philosophy. The power of the Church and the boundaries it imposes on the Order of Hermes cause many magi to scorn the divine. It is very difficult for people who can summon hurricanes and cause earthquakes to worship a higher power. A few magi, however, are professed Christians and are pious; there are even a few who have what the Order calls True Faith: vera fides. The Christian magus has the most trying life to lead, constantly attempting to reconcile two value systems that defy each other.

The Dominion is nearly ubiquitous, and is the only supernatural power that the common folk generally have contact with. It affects magi and their fellows whenever they enter a village, town, or city where there is a place of worship, an ordained priest, and a body of believers. The strength of a divine aura depends on the piety of the believers who participate in it, the size of the populated area, and the faith of the clergy within the area.

Though divine auras are usually constant in areas inhabited by believers, their strength can vary. On Sundays and holy days the power of the Dominion increases; at night and on evil days it wanes. The Dominion is also focused more strongly in places and objects that are strongly associated with faith. People, places, and things that have been blessed by an ordained priest can carry divine auras, but these are extremely fragile and vanish once exposed to the sinful world. Divine auras somehow transported to another realm are also swallowed by the alien aura.

Entering a strong divine aura has a definite sensory association. Non-magical people often experience anticipatory nerves and unconscious reverence. Those who are pious feel quiet peace; others feel dread and guilt. Magi and others with magical talents instantly sense a powerful presence, their Gift flickering as a flame exposed to wind. Auras of lesser power might prove a mild irritant to such magical folk, perhaps causing headaches, short tempers and feelings of physical discomfort.

## Underground Complexes



arge underground complexes, like the caves, mines, and passage-ways of Dwarves or Goblins, can be designed using much the same approach as for the Place of Mystery outlined above. Perhaps a bit more attention could be paid to developing a random system of encountering patrols or a few of the other monsters that inhabit the region, but once again, limits should be placed on the numbers and kinds of monsters that could be encountered. Also, because of the very nature of such a complex, the area covered will be quite extensive. Such complexes may also be found under the towers or castles of long-dead Magick Users from the "Old Days".

As a general rule of thumb, there should be far more uninhabited spaces in underground complexes than there will be space occupied by monsters. Many rooms will be empty, many passageways untraversed in decades or even centuries. If monsters are encountered, they will either be a patrol, a marauding beast seeking food or its lair after a long night's hunting, or a guardian set over a treasure. Whatever the case, its presence should be explainable and believable. Only Undead can be literally sealed in a room for years without food and water (excluding Ghouls, who require corpses to eat). Mechanisms designed by Artificer-Mechanicians (idols, infernal machines, etc.) are also in the readily-storable category. All other monsters must eat, sleep, and hunt. If they are trapped down in an underground complex, they will not likely be friendly to other monsters (whom they regard as prey). They might even prove to be grateful to a party who finds them. Imagine a Troll lost in a cavern for 3 weeks. He might even offer money to a party that shows up just to guide him out of there! And, if in the process of going back to the surface the party is attacked, the Troll might prove to be a most welcome ally. In short, anything should be possible in an adventure!

In underground complexes the lighting is rather bad. In fact, it isn't. This necessitates the use of torches or lanterns for lighting. Torches cast light 10 = all around, while lanterns cast a beam 20 = directly ahead. Torches must be replaced every 30 minutes, while lanterns may be refuelled once every 2 hours from an oil skin (20 refuellings).

Many monsters dwelling underground have Night Vision, including Goblins, Trolls, Gnolls, all members of the Cat family, all Undead, Necromancers, Dwarves, Bats (actually sonar), and the like. Night Vision permits the creature to see 60 feet in pitch dark and 100 feet in very dim light. In the light of the full moon, such creatures see as if at noon day.

Players not possessing Night Vision will be able to see monsters, etc., approaching in the gleam of their torches. The range of detection is 10 to 60 feet (roll a 1-6 die). If the approach of the monsters had not been heard, there is a chance of surprise and the opposite is also true, for the monsters might not have detected the party either. (See *Surprise*.)

Monsters requiring light will have to use torches or lanterns like normal people.

The need for light requires that someone carry the torches. If surprised, there is a 25% chance that such items will be dropped, -1% per dexterity point possessed by the light carrier. Lanterns can be affixed to one's belt, but there is a 10% chance that any blow that strikes home will smash the lantern, with a 50% chance

that flaming oil will be splattered over the one bearing the lantern, causing 1-20 points of damage with a 15% chance of ignition of clothing, etc. (additional 1-10 points of damage in next turn).

It should also be noted that fire causes most animals to check morale, and Undead tend to avoid it as well.

### Types of Dungeons

The four basic dungeon types are defined by their current status. Many dungeons are variations on these basic types or combinations of more than one of them. Sometimes old dungeons are used again and again by different inhabitants for different purposes.

**Ruined Structure:** Once occupied, this place is now abandoned (completely or in part) by its original creator or creators, and other creatures have wandered in. Many subterranean creatures look for abandoned underground constructions in which to make their lairs. Any traps that might exist have probably been set off, but wandering beasts might very well be common.

**Occupied Structure:** This type of dungeon is still in use. Creatures (usually intelligent) live there, although they might not be the dungeon's creators. An occupied structure might be a home, a fortress, a temple, an active mine, a prison, or a headquarters. This type of dungeon is less likely to have traps or wandering beasts, and more likely to have organized guards—both on watch and on patrol. Traps or wandering beasts that might be encountered are usually under the control of the occupants. Occupied structures have furnishings to suit the inhabitants, as well as decorations, supplies, and the ability for occupants to move around. The inhabitants might have a communication system, and they almost certainly control an exit to the outside. Some dungeons are partially occupied and partially empty or in ruins. In such cases, the occupants are typically not the original builders, but instead a group of intelligent creatures that have set up their base, lair, or fortification within an abandoned dungeon.

**Safe Storage:** When people want to protect something, they sometimes bury it underground. Whether the item they want to protect is a fabulous treasure, a forbidden artifact, or the dead body of an important figure, these valuable objects are placed within a dungeon and surrounded by barriers, traps, and guardians. The safe storage dungeon is the most likely to have traps but the least likely to have wandering beasts. This type of dungeon is normally built for function rather than appearance, but sometimes it has ornamentation in the form of statuary or painted walls. This is particularly true of the tombs of important people. Sometimes, however, a vault or a crypt is constructed in such a way as to house living guardians. The problem with this strategy is that something must be done to keep the creatures alive between intrusion attempts. Magick is usually the best solution to provide food and water for these creatures. Builders of vaults or tombs often use undead creatures or constructs, both of which have no need for sustenance or rest, to guard their dungeons. Magick traps can attack intruders by summoning monsters into the dungeon that disappear when their task is done.

**Natural Cavern Complex:** Underground caves provide homes for all sorts of subterranean monsters. Created naturally and connected by labyrinthine tunnel systems, these caverns lack any sort of pattern, order, or decoration. With no intelligent force behind its construction, this type of dungeon is the least likely to have traps or even doors. Fungi of all sorts thrive in caves, sometimes growing in huge forests of mushrooms and puff balls. Subterranean predators prowl these forests, looking for weaker creatures feeding upon the fungi. Some varieties of fungus give off a phosphorescent glow, providing a natural cavern complex with its own limited light source. In other areas, a daylight spell or similar magical effect can provide enough light for green plants to grow. Natural cavern complexes often connect with other types of dungeons, the caves having been discovered when the manufactured dungeons were delved. A cavern complex can connect two otherwise unrelated dungeons, sometimes creating a strange mixed environment. A natural cavern complex joined with another dungeon often provides a route by which subterranean creatures find their way into a manufactured dungeon and populate it.

### Treasures

The problem with assigning treasures to any Place of Mystery lies in the arbitrary nature of the task. Game Masters should avoid placing large treasures unless good reasons are forthcoming, as even a few hundred silver pieces are a substantial amount of wealth. Use the following tables as general guidelines, but do not fear to increase them slightly. In any wilderness or dungeon adventure, the element of surprise is often crucial to the success or failure of characters. When determining whether a party of characters or monsters have heard each other, the player conducting the expedition will roll percentage dice:

Type of Monster	Found in the Stronghold or Lair of the Monster(s)				
	On Person	Copper	Silver	Gold	Jewels** Magick***
<u>Guarding treasure</u>					
Goblins	1d6 sp	50*	20*	10*	
Goblin Officer	11-20 sp	8-48	1d20	1d6	
Goblin Chieftain	31-50 sp	10-100	21-40	6-36	35% per 1-6
Troll	10-100 sp	500 x level	100 x level	20 x level	1d10 35% per 1-3
Ogre	21-40 sp	100 x	30 x level	10 x level	1d6 20% per

	level					
Giant	1-100 gp	300*	100*	50*	1d20	1-2
Giant Officer	100 gp	50-100	20-40	11-20		10% for 1
Giant Chieftain	250 gp	100-200	20-100	21-40		25% for 1
Giant King	1000 gp	100-1000	100 x d20	1000 x d10	1d20	1-6
Barrow Wights	10-60 gp	300 x d100	no silver	50 x d20	1d20	2-12
Vampires	1-100 gp	100 x d20	no silver	50 x d10	1d10	40% per 1-3 50% per 1-6
Mummies	250 gp	300 x d100	100 x d20	50 x d20	1d20	
Brigands	1-10 sp	50*	20*	10*	1d10	
Bandit Chief	10-100 gp	100-300	100-300	100-200	1d6	25% for 1
Titled Nobleman	10-100 gp	variable	variable	variable	variable	variable
Rich Merchant	10-100 gp	variable	variable	variable	variable	
Master Guildsman	10-100 sp	variable	variable	variable	variable	
Apprentice	1-20 cp	6-36	1-6			
Townsmen	1-10 sp	variable	variable	variable	variable	
Yeoman Freeholder	1-20 sp	variable	variable	variable	variable	
Yeoman	1-6 sp	1-100	8-48			
Serf	1-6 cp	1-100	1-6			variable
Knight	6-36 sp	variable	variable	variable	variable	variable
Sergeant	1-10 sp	6-36	6-36	1-6		variable
Man-At-Arms	1-20 cp	1-10	1-10			
Magick User	10-100 gp	variable	variable	variable	variable	variable

\* Multiply the number of cp, sp, or gp times the number of Goblins in the Tribe. This treasure is spread around the lair in various hiding places and represents the wealth saved by individuals in the group. Giants and Brigands also have wealth of this type which is hidden in their quarters in the stronghold or camp.

\*\* Jewels and Jewelry have varying values. Each gem may be 1-20 Ct. in weight and the type is specified by the Game Master. Each piece of jewelry is worth 20 GP + 1-100 GP. The value of gems can be established by referring to the Magick Materials List in the chapter on **Magicians, Part 1**.

\*\*\* Magick is a difficult item to randomize because of its uniquely individual nature. The Game Master is usually safe by placing +1 or +2 weapons or -1 or -2 armor and shields in the strongholds of most monsters devoted to robbing and pillaging for a living, with a scattering of Magick scrolls. Magick devices such as wands or rings of Power should be re-served for special situations, although an occasional item could find its way into the hands of a monster. The number of magical items is found by rolling a die, then the percentage chance of each item actually existing is checked in some cases, there is no question of the items being present in the stronghold or lair. The quantity of Magick possessed by Magick Users is highly variable and depends upon the type of Magician, his experience and Magick levels, etc. Knights tend to possess several magical weapons and armor when they reach a fairly high experience level, and titled lords will usually have a significant collection of magical arms, some of which are quite powerful.

The personal fortunes of ordinary non-player characters vary considerably, depending upon their backgrounds. Anywhere from 1 month's earnings to 5 years' earnings might be present in coin or goods. The personal fortunes of experienced Dwarves tend to be exceedingly high, but these are usually kept in Dwarvish strongholds which are heavily guarded and fortified. For nobles and wealthy folk use Bandit Chief as pattern for all others use Brigands.

#### Towns

In war, towns will be sacked and looted. The booty collected by a commander will be equal to 6-36 times the total monthly revenue to the town's Overlord and to the town government. Sub-commanders will obtain 1-6 times the total monthly revenue. Knights and other fighting men must compute earnings on the basis of individual actions as in any other "dungeon crawl".

#### Alchemists

Alchemists and their laboratories are regarded as strictly off limits by Magick Users and they tend to react violently whenever an Alchemist is slain or his shop is looted. The magical fraternity depends heavily upon the good-will of the Alchemists for materials of inestimable value in the preparation of enchanted devices of great Power. They will spare no effort to track down the robber or thief and blast him with the full force of their wrath. Kings and great nobles have a similar attitude, for they hope to obtain from the Alchemist the secret of transmuting metals to gold. Even Clerics do not enjoy the degree of security in which an Alchemist lives in his native town.

### "Surprise"

In any wilderness or dungeon adventure, the element of surprise is often crucial to the success or failure of characters. When determining whether a party of characters or monsters have heard each other, the player conducting the expedition will roll percentage dice:

Type	Listening	Silent Moving	Talking	Silent Moving	Talking Moving
Within 100' in Open	Listening at Door	Listener			
					is

							Talking
Human/Dwarf	15%	35%	45%	10%	20%	30%	-15%
Elf/Hobbit	20%	40%	50%	15%	25%	25%	-10%
Cat Race	30%	50%	75%	20%	30%	50%	-5%
Dogs, Wolves	25%	40%	55%	15%	25%	25%	-10%
Animals(others)	20%	40%	50%	15%	25%	40%	-10%
Social Monsters	15%	35%	40%	10%	20%	30%	-15%
Lower Undead	10%	20%	30%	5%	15%	25%	-10%
Higher Undead	30%	40%	50%	15%	25%	35%	-5%
Legendary Beasts	25%	45%	60%	15%	35%	35%	-10%

In addition, beasts known for their ability to scent prey or enemies will have the same probabilities to sniff out the presence of persons or monsters as they do for hearing. Birds have poor hearing but see people in the open 90% of the time at great distances and 40% of the time when they are under partial foliage cover. (See Dogs in Monsters.)

The check is made for the member of the party with the highest ability to detect sounds or see others at great distances.

There are three sets of listening percentages, one for each state the ones being overheard are in Silence applies to all animals with padded feed and all Elves, whether they are standing quietly or moving. Moving applies to all creatures who are moving around but are not talking or making excessive noise. Talking applies to all creatures who are conversing or else making excessive noise by moving hurriedly or else carrying or fumbling with items that would create a noise. If the Listeners are, themselves, moving or talking, they deduct the penalty given to the far right in the table from their listening chances.

Only one check is made for any situation. If one or the other side is unheard, they will have the element of surprise. If both parties are unheard, both will be terribly surprised:

1. *Surprise* gives the forewarned party the advantage of a full charge move plus the first blow against any enemy they can contact without fear of enemy movement or counter-attack. The surprised party loses 1 blow in the initial round of melee.
2. *Great Surprise* occurs when two parties meet with each other unexpectedly. Each side rolls a percentage die. If one side has a 10% advantage, it moves first and strikes the first blow. The presence of very handsome or ugly people can alter the effect of surprise. If neither side has an advantage, combat ensues normally.
3. An initial blast of Magick or missile fire into an unsuspecting party always brings Great Surprise. This tactic is most useful when kicking in the door and charging into a room full of monsters. A surprised party will always check morale instantly if there is chance of flight. If no escape route exists, no morale check is necessary.

Undead never check morale, and neither do a select few monsters.

If the surprised party is also unprepared (has not drawn weapons for combat), an additional blow is lost by all creatures not armed with natural weapons.

## The Outdoors Adventure

Usually, the Place of Mystery which an adventurer would like to explore (or has been ordered to raid for some item desired by his Master) tends to be somewhere other than in the immediate neighbourhood. This entails travelling. In the period covered by *Chivalry & Sorcery*, travel was a risky and expensive business. In our own version of the game we are using a hexagon map of France, northern Spain, northern Italy, Switzerland, and western Germany, with a scale of 16 km to the hex. The map is marked with the roads, forests, towns, castles, and important fortified manors of the 13th Century, not to mention monasteries and Chapter Houses of the Fighting Clerics. The map is used to plot the movement of parties. If mounted, a party travels about 4 hexes or 64 km per day (about 40 miles) on roads and half that cross country. If on foot, a party covers 2 hexes per day on roads or 1 hex cross country. Of course, the pace can be forced.



## Hazards on the Road

1. *TOLLS*: Some noblemen and all Towns and Cities charge a toll to pass through the area or town. The toll is 1-6 cp per man or horse (women, children, and donkeys admitted free). An attempt to bypass a town brings a 20% chance of getting lost for 1-6 days, unless one of the party is a native of the area. An attempt to bypass a castle that charges a toll results in a 50% chance of getting lost. Such a patrol is 1-6 Spears of Knights and Sergeants (4-24 men). If not spotted by a patrol, there is still a 30% chance of getting lost. If spotted, a party can fight the patrol, flee (increasing the chance of getting lost to

75%) or pay double the toll for all men, women, children, and animals.

2. *INNS*: Once inside a Town or if stopping for the night on the road, travellers usually try to stay at an inn. In Town, there is a basic 20% chance that the inn is full (10% if the party contains nobles and 30% if the party contains only Yeomen and Serfs). In any Town there are 1-6 inns x the level of the town (see Table IV in *Designing the Feudal Nation*). If all the inns are full, the party has a 35% chance of finding some accommodation elsewhere in the town at 1-6 times the cost of an average room. Nobles can always call on the hospitality of any nobles residing in the Town (2-12 times the cost of a good room for suitable gifts expressing friendship). Commoners, however, have a 30% chance of being picked up by the Night Watch as vagrants, spending the night in gaol, and paying a fine of 1-6 sp each in the morning.

On the road, the inns tend to be full 70% of the time in the spring and fall pilgrimage periods, and at the percentages given for Town Inns otherwise. If a noble is present and the inn is full, the innkeeper will find accommodation but the rate will be tripled.

3. *MONASTERIES*: Sometimes a monastery is close enough to the road for travellers to stop and spend the night. Wealthy travellers are expected to contribute to the work of the monks by giving alms (1-6 cp for average commoners, 1-6 sp for well-off knights and commoners, and 1-6 gp for wealthy commoners and titled nobles). There is also a 10% chance +1% per man in the party that the Abbot will personally attend and attempt to Convert any and all lawful members of the party so that they will join the religious Order 1-20% of the time if converted (see Cleric rules).

4. *MEALS ON THE OPEN ROAD*: A party travelling for several days or weeks will have to eat at least three times a day if they have enough provisions. Normally, the party will eat at an inn, street-vendor's cooking stall, or at a monastery or castle where they have stopped for the night. Whenever the party finds itself on the open road or in the countryside at mealtime, it must stop and cook a meal. The results of eating such a meal are either good, neutral, or bad: There is a 30% chance of the food being bad, if cooked by typical travellers, and 20% if cooked by a forester, or cook. A chef always cooks good meals. There is a 30% chance of the food which is not bad being good (40% for forester, or cook, and 60% for a chef). Food which is neither good nor bad is simply neutral or edible.

*Bad Food* is 1-40% simply bad in taste, and 1 hour is lost in travel time. 41-80% the food causes stomach cramps and no mere travel is possible that day. 81-100% the food causes members of the party to become sick for a day (reduces fatigue to 0% for 24 hours and forces them to stop all travel.)

*Neutral Food* has no effect one way or the other. Inns always serve neutral food.

*Good Food* increases travel distance by 10 miles per day and adds 10% to fatigue levels. There is a 20% chance (30% for chefs) of superb food, resulting in 20 miles of extra travel distance and a 20% bonus to fatigue levels for 1 day.

5. *GETTING LOST*: If the party goes off the road and heads across country or hides at the side of the road at night, there is a 30% chance of getting lost in open country and a 40% chance in the woods. However, if a member of the party is a native to the area, reduce the chance by 10%. If an elf, Forester, or Natural Talent Magician is in the party, reduce the chance of getting lost by 25%.

Once a party is lost, it wanders around for 1-6 days until it finds a path. Any time lost for bad meals is added on. A lost party loses 10% fatigue per day they are lost until 50% fatigue level is reached. When the period of being lost is over, the party has a 50% chance of finding its way (60% for native, 75% for Elf, Forester, or Natural Talent guiding it). Failure to find the path results in another 1-3 days of being lost. Good food can counteract fatigue losses. If field rations are carried, they are neutral food 60% of the time and good food 40% of the time.

6. *CASTLES*: If the party attempts to stay at a castle for the night, they will be admitted provided the commoners surrender their arms. If a Troubadour is present, he will have to sing for his supper, which will be superb if he is good (5% chance per bardic voice point). Commoners eat plain fare and bunk in the stable unless of Guild class. Nobles are welcomed if they are allies, but otherwise must joust with a Champion from the castle to be admitted. Women, the sick, and the wounded are always admitted. It is in the nature of "hospitality" for the guest to give suitable "gifts" to his host, and to refrain from any treachery. Breaking the laws of hospitality is regarded as the height of "dishonour" and "disgrace", whether a host or a guest offends. Commoners receive a quick death or else are Outlawed for treacherous conduct when guests in a castle; knights and nobles lose 1/2 their status points and are denied hospitality everywhere they go. Troubadours are the only ones who can come out of a castle with a profit; a night of good singing can bring 1-20 sp from a titled lord and 1-6 sp from a landed knight, bannerette, or Baron.

## Encounters During Travel



There is always a good chance that a party travelling any great distance through a region will meet something or someone. However, exactly what a party will meet depends upon the area the travellers are in and the time of the day or night. Encounters are not, as in some games, invariably hostile. Even the most dangerous of monsters or animals often do not intend any harm. In fact, reports have reached the authors of parties of long-lost Orcs asking directions of a party proceeding cross-country and even sharing a superb meal with the adventurers. One incredible instance resulted in The Blatant Beast himself rushing to the rescue of another party besieged behind a jumble of rocks by 40 vicious brigands. Of course, that situation could easily be explained by the fact that a great Troubadour was present in the group and The Blatant Beast was afraid he would be killed before he could sing the fearsome dragon a song. Nevertheless, such is the true nature of the world, and a GM who insists on attacking a party every time he has the chance will soon find himself out of a job.

The following tables are used to determine the general outlines of any encounter. They are intended to be just that, a guide, and some variation either way is recommended to suit the nature of the party and also the situation. After all, common sense dictates overriding the rules at times to spare a hard-hit party yet another savage attack. It is too difficult creating characters for **Chivalry & Sorcery** to indulge in the luxury of endless attacks.

1. **BRIDGES:** If the party contains from 1 to 5 knights, there is a %chance that they will encounter a Knight attempting to defend any bridge the party comes to. Such Knights will refuse to speak or tell their names and have a solid colour on their shields hiding their coat of arms. He will be of level 5-20 (roll 1-20 die, counting 1-5 as 5). A *Pas des Armes* must be fought. If the Knight is Neutral or Lawful, the encounter is for honour; but if either he or the opponent is Chaotic (Alignment 16+), the fight will be to the death or until the guardian is subdued. Use the *Jousting Table*, with "B" results having a 10% chance of Unhorsing. Unhorsing = 1-20 points of damage, with a 20% chance of a critical hit. After the initial charge with the lance, use the Horse Combat rules.

If the party does not contain any Knights or it contains more than 5, 90% of the time, the group will encounter the Wood Troll who lives beneath the bridge. He built the bridge and he will demand a toll of 3-18 cp per person and animal. There is also a 20% chance that the Troll is a member of a family group containing 1-6 other members, at least 1 of which is an Adult, besides himself. These are lurking nearby.

2. **TOWNS:** If a party finds itself in a town or city, they will encounter the normal traffic associated with a town, such as street vendors, beggars, and the like. A Day is divided into Morning, Afternoon, Evening, and Night. Every character out on the town in the Morning, Afternoon, and Evening, will spend at least 1 CP (given to beggars, street vendors, etc.) Encounters in town other than normal are usually expensive or dangerous. Whenever someone or something is encountered, roll for the Alignment of whatever it is and also use the 1-20 dice to determine the experience level of the persons, etc., encountered whenever that is relevant.

**Morning:** Every 2 hours the party is out on the town, roll percentage dice:

- 1-40% = Normal morning traffic; 1-50% chance of party giving 1-6 cp to beggars.
- 41-60% = Meet with 1-3 Thieves:

  - 1-60% = you spot the theft afterwards. Lose 1/2 your money, etc.
  - 61-80% = you catch the thief in the act (Rf .Thieves for rules governing the detection and identification of the exact person.)
  - 81-100% = you pick the thief out in the crowd after the theft.

61-70% = Meet 1-6 Clerics collecting alms for the poor. Party gives 1-10 cp per Cleric.

71-85% = Meet Magick User looking for Adventurers to assist him in seeking out a desired item. There is a 25% chance that someone in the party fits his requirement. If possible, he will place a Geas on the recruit if the chosen member(s) of the party will not hire on willingly.

86-100% = Meet with 1-20 Sergeants and/or Men-at-Arms

1-20% = Troops attempt to recruit members of the party.

31-40% = Someone in the troop recognizes a character and invites him to an inn for a drink. A bout of gambling and carousing occurs.

41-55% = Troops start a fight with the party (opposing faction).

56-100% = Troops pass by without incident

**Afternoon:** Every 2 hours the party is out on the town, roll percentage dice. If out during the noon hour, stop for dinner and spend 10 cp to 25 cp.

- 01-60% = Normal (See Above)
- 61-70% = Thieves (See Above)
- 71-80% = Clerics (See Above)

- 81-90% = Magick User (See Above)
- 91-100% = Warriors (See Above)

**Evening:** Every 2 hours the party is out on the town, roll percentage dice:

1-40% = Normal (See Above)

41-50% = Nightwatch: 1-20 fully armed Civic Militia and Men-at Arms.

1-30% = Ahead of the party

31-50% = Behind the party

51-70% = Followed by the Watch, who are suspicious 1-40% of the time

71-100% = Arrested by the Watch (unless a Noble is present). See *Inns* above for details. Thieves have a 20% chance of being stopped whenever they encounter the Watch.

51-65% = 1-6 Thieves encountered (intent on a mugging).

66-75% = Clerics (See Above)

76-80% = Magick User (See Above)

81-90% = Fighting Men (See Above), only a 1-10% chance of recruitment and 11-40% chance of a friend and a bout of drinking and gambling at an Inn).

91-100% = Monsters encountered:

1-40% = Meet with Undead

1-20% = 1-6 Zombies

21-40% = 1-6 Skeletons

41-75% = 1-6 Ghouls

76-85% = 1 Vampire

86-90% = 1 "Death"

91-100% = 1 Ghost

41-60% = Meet with Lycanthropes

1-40% = 1-10 Ratmen

41-55% = 1-6 Lizardmen

56-85% = 1 Werewolf

86-100% = 1 Werebear

61-90% = Meet with 1-6 Uruk-Hai

91-100% = Meet with pack of 3-20 dogs

**Night:** Every 2 hours the party is out on the town, roll percentage dice:

1-10% = Normal, with a 75% chance of the party giving 2-12 cp to beggars.

11-30% = Nightwatch: 5-50 fully armed Men-at-Arms and Civic Militia.

1-50% = Stopped by the Watch and arrested unless a noble is present.

51-100% = Followed by the Watch, who are suspicious 1-50% of the time.

31-45% = 1-10 Thieves

46-50% = 1-6 Clerics

51-60% = Magick User and 1-6 friends. If evil, he is looking for victims for a human sacrifice in a Demonic Summoning.

61-70% = Fighting Men (see *Evening* above).

71-100% = Monsters (see *Evening* above).

3. **THE KING'S HIGHWAY:** The Royal Bureaucracy prides itself on the upkeep of the major roads of the realm and, as a result, the royal authorities do not look favourably upon an outbreak of robbery or fighting, much less monsters, which disturb the King's peace. Roll percentage dice every 2 hours during the Day and every 3 hours at Night and at dawn:

**Day** (12 Hours)

1-25% = No encounters at all.

26-50% = Normal traffic: Merchants, Pilgrims, Travellers, etc.

51-60% = Clerics Encountered:

1-50% = 1-3 Friars: give each 1-6 cp in alms.

51-80% = Lay brothers of a local Monastery.

The ranking brother will have a 10% chance of talking a Lawful member of the party into Coming to the Monastery for a visit. Otherwise give alms. 1-20 Monks.

81-100% = 1-20 Fighting Clerics of a Military Order, looking for Lawful persons to join their Order. Lawful Warriors have a 10% of joining.

61-70% = Meet the local road Patrol: 10-60 Mounted Sergeants and Knights. 1-6cp paid as Toll per animal and person in party.

71-80% = Meet with Brigands:

1-50% = Ambush by 1-20 men on foot.

51-55% = Ambush by 1-10 mounted Brigands.

56-75% = Pursued by 1-20 men on foot or 1-10 on horseback.

76-100% = 1-20 Brigands seen ahead holding up a rich merchant.

81-90% = Meet 1-20 Fighting Men (See Above, *Morning* in

Town).

91-100% = Meet Magick User and 1-6 "Friends". If evil the magick user is looking for victims 1-50% of the time.

**Night** (12 Hours)

1-20% = No encounters.

21-25% = Normal Traffic.

26-40% = Noises ahead: Party hides at road side for 1 hour possibly "lost".

41-50% = Patrol. Pay toll. 10% chance of being arrested on "suspicion" unless noble present. Party may request escort.

51-75% = Brigands (See "Day" Above).

76-80% = Warriors (See "Day" Above).

81-85% = Magick User (See "Day" Above).

86-100% = Encounter Monsters

1-30% = Goblins Race:  
 1-20% = 1-20 Kobolds  
 21-35% = 10-20 Goblins  
 36-45% = 1-6 Bugbears  
 46-55% = 1-6 Uruk-Hai  
 56-100% = 5-25 Orcs (1-10% = on War path)

86-100% = 5-20 Uruk-Hai

31-40% = Giant Race:  
 1-35% = 1-10 Gnolls  
 36-55% = 1-6 Ogres  
 56-65% = 1-3 Cave Trools  
 66-70% = 1-3 Mtn Trolls  
 71-80% = 1-3 Wood Trolls  
 81-85% = 1-3 Olog-Hai  
 86-94% = Hill Giant  
 95-100% = Cloud Giant

41-45% = Undead:  
 1-25% = 1-10 Zombies  
 26-50% = 1-10 Skeletons  
 51-70% = 1-6 Ghouls  
 71-85% = 1 "Death"  
 86-95% = 1 Vampire  
 96-100% = 1 Barrow Wight

46-60% = Miscellaneous Monsters:  
 1-5% = 1-10 Centaurs  
 6-10% = 1 Chimera  
 11-15% = 1-3 Gargoyles  
 16-20% = 1 Gorgon + 1-6 Wolves  
 21-25% = 1-3 Griffins  
 26-30% = 1-6 Harpies  
 31-40% = 1-3 Hippogriffs  
 41-45% = 1 Hydra  
 46-52% = 1-3 Manticores  
 53-60% = 1-3 Pegasi  
 61-70% = 1-3 Roccs  
 71-75% = 1 Unicorn  
 76-85% = 1 Will O'Wisp  
 86-90% = 1-3 Wyverns  
 91-95% = 1 dragon  
 96-100% = The Blatant Beast

61-100% = Animals:  
 1-5% = 1-10 Giant Ants  
 6-10% = 1-3 Brown Bears  
 11-13% = 1-3 Grizzly Bears  
 14-16% = 1-2 Polar Bears (or Kodiaks)  
 17-19% = 1 Werebear  
 20-25% = 1-10 Giant Frogs  
 26-30% = 1-6 Giant Spiders  
 31-35% = 1-20 Giant Rats  
 36-40% = 1-3 Skunks  
 41-45% = 1 Giant Skunk  
 46-50% = 1 Giant Wolverine  
 51-55% = 1-10 Giant Mosquitoes  
 56-59% = 1-2 Giant Scorpions  
 60-62% = 1 Large Constrictor  
 63-65% = 1 Large Viper  
 66-70% = 1 Giant Viper  
 71-75% = 1-3 Giant Wasps  
 76-80% = 3-18 Grey Wolves  
 81-85% = 4-24 Wargs  
 86-90% = 1-6 Dire Wolves  
 91-95% = 1-3 Werewolves  
 96-100% = 1 Great Stag

4. **ON THE FIEF:** The fiefs are well protected during the Day, but at Night only the village and castle are safe. Roll percentage dice every hour in Day and every 3 hours at Night.

**Day:**

1-40% = 1-100 Serfs in the fields.

41-60% = 1-10 Yeomen.

61-80% = Manorial Patrol: 1-20 Mounted Sergeants and Knights.

81-100% = Large Game Animal:

1-30% = Female Deer  
 31-50% = Stag  
 51-60% = Great Stag

61-100% = Boar

**Night:**

1-10% = 1-10 Serfs.

11-25% = 1-6 Yeomen.

26-50% = Manorial Patrol (See Above).

51-65% = Large Game Animal (See Above).

66-70% = 1 Cleric.

71-75% = Magick User and 6 "Friends" (See Above).

76-100% = Monster Encounter (See Above, Night on Highway).

5. **WOODLANDS:** Roll Percentage dice every 2 Hours, day or night:

1-15% = 1-6 Foresters

16-30% = Large Game Animal (See Above)

31-60% = Animals (See Above, Night on Highway)

61-70% = 1-20 Band of Outlaws (wronged men, Robin Hood type)

71-80% = Brigands in a ruined tower deep in woods.

81-100% = Monsters (See Above)

6. **MOUNTAIN AND HILLS:** Roll Percentage dice every 2 Hours, day or night:

1-10% = 1-6 Foresters

11-25% = Animals (See Above, Night on Highway)

26-35% = 1-50 Brigands  
 1-50% = in ruined tower  
 51-100% = in a cave

36-45% = 1-50 Warriors

46-60% = Large Game Animal (See Above)

61-80% = Monsters (See Above)

81-100% = Goblin Race: 1-6 x usual number (See Above)

7. **FORESTER GUIDES:** If a Forester is present in the party, encounters in the countryside or on the King's Highway will occur rarely without his first detecting signs of someone or something coming. Before making a check for an encounter, roll a 1D6 die. If a result of 1-4 turns up, the party is forewarned and may evade or hide or take up an ambush position. The encountered creatures will have 50% chance of detecting the party minus 3% per experience level possessed by the Forester. Detection may be only the spotting of tracks, hearing a suspicious noise, etc., and does not mean that the party is spotted. Foresters also are able to choose campsites that are not easily detected by marauding animals, monsters, brigands, etc. Make only one encounter check during the night or day. A Yeoman is almost as gifted, and a check is made every 6 hours. If no Forester or Yeoman is present in the party, check every 2 hours day and night.

8. **SPECIAL SITUATIONS:** In times of War, Orcish raids, Dragons rampaging in a region, etc., the information is known to the party before they enter a region. The general nature of the enemy is known, as well as his approximate numbers and general activities. In such instances, furthermore, many other types of encounters will simply not occur as many other people and creatures will lie low until the worst of the trouble is over. The GM should add just the chance of no encounters at all accordingly.

9. **PREPARED ENCOUNTERS:** There are Castles, towers, Magick Pools, etc., along the route, as placed on the map of the region. The Game Master's job is to provide enjoyment of the game by developing scenarios around such landmarks. In some cases, these will already be known places, in other instances the party will be the first to discover them. See *Dragons* in the *Monster Profiles* for an example of how to set up such a scenario.

**Cities**

**I**n the golden ages of long ago the Roman Empire had scores of great cities all over Europe and beyond. Whether it was through the decadence of the Romans (as some claim) or by the hand of God (according to others), that brilliant, though flawed, era came to an end. The Dark Ages fell across Europe with the destruction of almost all the Roman cities and the civilization they nurtured. Even the greatest centers of the past, such as Rome and London, collapsed into decay as most of the inhabitants left to seek safer homes. But the early 13th century stands at the threshold of a new flourishing of urban life in Western Europe.

## Rise of the Medieval City



The basic definition of a medieval city would be a town surrounded by city walls for protection. They usually grew as locations attached to a castle or a monastery, and in the early Middle Ages they were part of the domain of the local lords (or the monastery) and were subject to their rule. During the 11th century, cities evolved to become a political entity of their own. As citizens grew richer, they established their own structures (such as city councils) with which they could at least co-govern the city. Eventually, many cities were granted 'city charters', by which they could then govern themselves, and were subject only to the king's law. They had their own courts, and sometimes even their own laws. They also raised and paid an army to defend it, and kept strengthening their fortifications as cities became important pawns in the power struggles between the various kingdoms.

The vast majority of cities in the High Middle Age (about 95%) counted less than 2,000 citizens; the rest counted up to 20,000 inhabitants. Only a handful of places like Paris, London, Cologne or Florence had a population of more than that. Many cities saw their population explode in the Middle Ages: London's population grew from 18,000 to 100,000 between the 10th and the 14th century. Paris, which eventually counted more than 200,000 citizens, was the most populous medieval city in Europe. Wars, fires and diseases would in later centuries reduce the population again below that of the High Middle Age.

With living space confined to the area within the ring walls, the density of the population was very high. Houses crowded in upon each other in unplanned chaos, and streets were narrow, dark, twisting, and stinking of sewage and offal. Cities were forever victims to fire and outbreaks of disease. They did, however, offer its citizens protection from enemy armies, and provided a greater social equality than was given in the lands ruled by nobles and clerics.

Access to citizenship was strictly controlled. A minimum income was required, women could often gain citizenship solely through their husbands or fathers.

Cities were governed by city councils, made up of members of the city's most prominent families, traditionally merchants, manufacturers and city officials. Official city posts were often hereditary. Guilds regulated commerce and the manufacturing of goods.

Cities were at once removed from the surrounding country side and an intrinsic part of it. While being separate legal entities, the city and the country needed each other: the rural area provided the food and raw material for the city, while the city provided the space and the possibility to set up the markets for the rural population to sell, buy and barter. The most prosperous cities were those which were situated at important trading positions, on rivers or by the sea.

## Perils of Freedom



In the city, no one is lord or serf. A peasant who lives within the walls of a city for a year and a day is free, and cannot be called out to fight in one of the lord's wars. All citizens have the right to marry, move, and inherit property as they please. Of course, too much freedom breeds anarchy and chaos, while the wealth of merchants invites the attention of thieves. To avert that danger, town councils are formed from the wealthy and knowledgeable heads of trade and commerce. These worthies levy taxes and tolls and make the laws, which are enforced by the town guard and the courts. Many who visit a city or town for the first time are surprised at how crowded and closed in the place is. The reason for this is obvious: defense. Just as a castle and its keep protect a noble lord, the walls of a city defend it against bandits, war, or overly ambitious nobles. Of course, the walls breed crowding, filth, theft, darkness, fire, and even pestilence. Despite the risks, many townfolk are rich in power, pride, and material goods.

## Roads



The major cities are linked with one another and with towns, castles, and monasteries, by roads. Some roads are better than others ranging from simple tracks to grand roads built by the Romans centuries ago. Where roads meet cities there are gates which are usually closed at sundown. Such gates often provide revenue to the city, as people entering are forced to pay a toll. Of course, gates also serve to keep out attackers and undesirables. Just outside the gates, along the roads, are the pitiful shacks and decaying hovels of the very poor. Hospitals are also found here, little more than shacks themselves, run by the clergy for weary and injured travelers. Also outside the walls there are wretched shelters for lepers and other unfortunates.



## City Streets



Once inside the gates, the picture changes completely. The roads become the city's major streets and are well maintained, with solid cobbles, ditches for waste, and only a little mud. People travel on foot and on horseback, the very wealthy ride in litters, and wagon drivers haul goods. Side streets wind about between the buildings, from which garbage and other matter rains down intermittently. They are filled with people and their pack mules, geese, dogs, cats, and whatever vermin can survive. To enable more people to live in a large city, many buildings have two, three, or even four stories. The upper levels often extend out, overhanging the lower ones and nearly touching across the street, to give more space inside the house. As a result, light is dim on the back ways, even on the brightest day.

## Entering and Leaving Towns



Almost all towns and cities are bounded by walls and where roads breach these defenses, gates are built. In some backward towns these may simply be crude barricades, but they are sturdy wooden doors, often with a gatehouse built about them.

Each gate is always guarded. A sergeant is given custody of the gate, living next to or in the house above the gate. During the day he stands and supervises those going in or out, and at night might be woken by those wishing to enter urgently. Still, these sergeants are always ordered to let only truly important people or expected messengers through after dark.

In large towns, in cities and on market days the sergeant may be helped by other armed men, who ensure that he is no bullied or intimidated by travelers. Rarely, in important cities a garrison of soldiers may be posted at the gate.

As centers of trade, towns are always happy for goods to be brought in from outside. The sergeant mainly watches travelers themselves, ensuring that no known criminals, lepers or heretics are allowed in. He is obliged to turn away anyone who he believes might be a nuisance - so that, for example, those with criminal brands are unlikely to be allowed through.

Still, he may look briefly at livestock, particularly at the marks on their haunches, in order to make sure that the animals are not stolen. He might also be suspicious of anyone bringing hefty or copious weaponry into the town.

Conversely, the sergeant is always delighted to let troublemakers leave the town, but he may be more concerned with their goods. Suspicious looking folk may be searched for stolen objects, and the sergeant will also try to ascertain what trade goods are being carried out. Many towns levy a toll on goods exported, and the sergeant is obliged to collect the full amount owed.

## The Watch



A small town - of perhaps one thousand souls - would have a watch of perhaps four people, all lightly armed and unarmored. These would be responsible for patrolling the market and investigating reports of crime and immorality. One of these should be awake through the night in case of fire, raising the alarm by blowing loudly on a horn. Another man should always be at the gate when it is open, in order to watch out for troublemakers and to extract tolls from merchants.

The larger the town, the larger the watch becomes. The more strangers and criminals a town entertains, the more important it becomes that watchmen are visibly armed - a mace and leather armor being the norm.

In big towns and cities, the watch in each area (or "ward") is organized by a respected member of the community, or alderman. He organizes three men to patrol the streets during the night and to watch for fires, and may provide them with horses. These or other men may also be paid to patrol the market. The patron also appoints a part-time deputy who investigates crimes and immorality. The entrances to towns, however, are not the responsibilities of the aldermen but of special sergeants appointed to each gate.

## Violence



It is unfortunate that towns can sometimes become very violent places. Criminals facing mutilation or death for their crimes have little to lose by using arms against those who try to capture them. Bar brawls are fought with weapons as often as with fists.

Because of such violence, many towns have strict laws covering weapons. There is no problem with owning weapons, but carrying them is often discouraged and travelers may be expected to stow them away in their luggage or leave them at their lodgings. Natives of a town are rarely permitted to carry large weapons - unless the town's lord or council employs them to do so - and outsiders are usually forbidden to carry any arms. Only nobles and personal guests of the city's mayor or lord may be exempt from these restrictions. The wearing of armor, though rarely explicitly banned, is considered very strange and perhaps threatening.

## Fire



The greatest fear of many townsfolk is fire, and the risk may seem very great. All houses have open fires, and many businesses use fires or kilns; unstable candles are normally used for lighting; rich men's mattresses or paupers' beds are both simply masses of straw, and dry reeds are often used to cover earth floors. Walls, beams and upper floors are wooden, buildings are often crammed close together, and although many towns now try to discourage the use of thatch, it remains the usual roofing material.

In summer each householder may be obliged to keep a bucket or vat of water outside his front door, day and night, to combat the fire. Public buildings may be used to store firehooks (used to pull down burning material), and some hooks may even be left outside in market places. Wealthy citizens are expected to store ladders accessibly.

To prevent conflagrations, tradesmen using kilns or fires may be expected to plaster and whitewash their walls. Buildings in stone may be subsidized, thatching may be banned. And crimes involving fire are strictly punished. Arson is always punished by execution, often death by burning; false alarms are punished by heavy fines; and those stealing firehooks or water buckets are hung.

## Street Stalls



A craftsman's workshop is also his home, and customers should not expect to be invited in off the street. Instead, they must usually be content to stand in the road and survey goods on display.

Often a trestle table is set up outside the craftsman's window. The windows' shutters may also open outward, folding up and down to form awnings and display-tables.

A young child may be left outside or inside the window to watch for customers (and to look out for thieves) and alert his or her father if anyone approaches. Often the craftsmen down their tools and head out into the street to greet potential customers, cajoling and persuading them with friendly aggression.

Sometimes goods on display are samples and are not for sale, as most craftsmen either make goods to order or to sell at market. Some do not even attend the markets because their work is in such demand that they work only to order. Others dislike taking orders because they know their wares will sell well at market with those from outside town. In any case, buyers should be suspicious of salesmen who have a large stock for sale between markets. If their work was any good they would not have such a surplus.

## Markets



Living in the city is convenient, for one can purchase supplies readily. Ready-cooked food is available at market squares, taverns, and inns. Ingredients for cooking at home are also sold at the markets. Vendors sell different kinds of produce on different days: butter, poultry, meat, milk, fish, and herbs from the countryside. Craftsmen in town produce goods, like cloth and leather, in their shops and sell them at the markets.

Every town - and some villages - holds a market once a week, or at least once a month. Large cities may have several markets every week, each specializing in a particular commodity, such as cloth, horses, grain or wine.

Almost all towns have special market places, open areas of grass - or more often mud - near to the center of town, and usually close to the cathedral, castle or other important buildings. However, a few towns hold markets in broad streets rather than a single area, or even expect stallholders to set up in the usual narrow roads.

Here trestle tables are set up with cloth or wooden awnings, and the town might sometimes supply a thatched roof around the side of the market for stalls to be set up beneath. Wares are lain out on tables, and merchants wander from stall to stall amongst pilgrims, travelers, farmers, pedlars, entertainers, beggars and thieves.

Complicated local rules sometimes govern the opening and operation of the market, and local guild members are always given preferential treatment. Outsiders may be forbidden from setting up stalls, or may not buy goods before a certain time, for example. Travelers should check with local guilds men as to the rules of the market.

## Fairs



Fairs are held every month or so during the mild seasons of the year, and outshine even the busiest market days. Most fairs take place on important holidays, and usually last for eight days. At these times, the city truly comes to life. Plays and pageants are put on by the various guilds for the amusement and religious instruction of the public. Entertainers come from far away to perform mimes and puppet shows, and to play music and sing.

Merchants who have been to far-off cities come to sell their wares, and perhaps tell tales of places few ever see. Hedge wizards attend fairs to sell charms and other items, while alchemists set up their velvet pavilions and cater to the wealthy. Often magi, in the company of their retainers, come to these fairs to purchase mysterious objects, or simply to enjoy the mundane pleasures of the city.

## Building Projects



There is plenty of construction work in cities, despite the limited space. Sometimes workers are expanding the walls; at other times, they execute special or lengthy projects, such as cathedrals. Traveling work gangs move from town to town, helping to erect large buildings. Because construction can take so long, these "itinerant" workers can become, for all practical purposes, citizens of a city.

## Inns



A typical city inn is a two or three story building, with bed-chambers at the top, an eating hall below that, and the kitchen, pantry and generous stabling beneath or behind that. Inns serve meals shortly after dusk, and require at last one hour warning if a person wishes to dine. Late arrivals may have to make do with bread and cheese, but the inn probably shuts its doors to newcomers soon after dusk. A light breakfast is served at dawn (a little bread and cheese, and perhaps porridge, supplemented by meat for an extra charge), finishing in time for guests to attend morning Mass before leaving, town.

Both breakfast and dinner are usually included in the price paid for lodgings, but guests must make arrangements for lunch, either asking the ostler (innkeeper) to provide it or going elsewhere.

Ostlers may be nervous about letting guests stay more than one night. Many towns have laws by which an innkeeper may be held responsible for his guests' misbehavior if they have stayed with him for two nights or more. The laws are designed to make ostlers more careful about whom they entertain, and therefore encourage dubious travelers to pass through town quickly. Nobles who behave with dignity and monks of clear virtue may be welcomed for successive nights, but suspicious persons will be denied a second night's lodging.

## Taverns



In addition to inns, there are other establishments which sell meals and drink to customers. These taverns serve hot or cold lunches and hot suppers, as well as local beverages.

Lunch is usually served from two hours before noon until an hour

after noon, and typically consists of a stew which simmers constantly in the kitchen and is served with bread and cheese. Most customers are poor craftsmen, whose wises work with them in the workshops and thus have no time to buy or prepare food, so they have to eat out. On market days taverns are occupied by additional customers, peasants and pedlars who have come to trade.

The tavern may also serve drinks or light snacks at Noonschenche (three hours after noon), when laborers traditionally take a break from their work.

In the evenings a larger meal is consumed, where baked meat or fish may be served with pottage instead of stew. Craftsmen and laborers are again the clients, and laborers are again the clients, and they may sit and eat and drink to unwind after their day's work. The meal is usually served about one hour after dusk, when curfew regulations often demand that doors are bolted and no further customers be admitted. Because of the curfew, taverns may be obliged to close down, customers leaving an hour after that.

Those who can afford servants to cook for them, or whose wives attend to meals, have no reason to frequent taverns. However, in more prosperous areas these establishments often strive to maintain a respectable image - particularly at lunchtime, when they may hope to entertain traders and petty nobles who have come to the town for the day on business.

## Guilds

**T**rade and commerce are the lifeblood of towns, and guilds govern these important enterprises. Merchant guilds regulate the behavior of traveling traders, also serving as a mutual aid association against the dangers of the road. Most townfolk are more familiar with the craft guilds, which include everyone from humble cobblers to wealthy goldsmiths. Craft guilds insure all members produce work of adequate quality for fair and uniform prices. No member can work longer hours or employ more apprentices than any other, nor advertise his or her wares to the detriment of another member. After all, unfair competition breeds dissent, and dissent breeds poverty for all. Guilds also provide aid to members who are sick, and funeral expenses and support to the families of members who die.

Cities offer opportunity for all who can work in an honorable profession, including women. Wives and daughters can join the guild of their husbands and fathers, and widows often inherit their husband's business and position. Many guilds admit all women of good character as members, and a few, such as those for spinning and block printing, employ only women.

## Advancement

**T**he system provided by the guilds is generally fair and good. A youth is apprentice to a master, and works for room, board, and education during the years necessary to learn the craft. After learning the basics, the apprentice becomes a journeyman. Journeymen must still work for a master, but are paid for their labors.

After spending enough years to fully master the craft, a journeyman may petition the guild council for full membership. To do so, he or she usually must create a "masterpiece" to demonstrate his or her skill, and present it to the guild. If the work is judged acceptable, the journeyman swears an oath to uphold the guild, and becomes a master. He or she then has the right to sit on the guild council, work for whomever he or she will, and take on apprentices. In this way the guild assures all masters are fully conversant with their chosen craft.

## Education

**C**ities are also centers of learning. Well-to-do children of all social classes are taught the basics of reading by their parish priest, and almost everyone gets some instruction in religion. Church schools can also provide some of the basics of a formal education. Even though books are hard to come by, and written by hand, many people of substance own a few.

This is the age of the university: the most important cities, such as Paris and Oxford, have one. Students generally study for three years, after which they take examinations. Each who passes becomes a baccalaureus, who can then assist in teaching. After three more years of study such assistants become masters. Both men and women can be students and masters in most universities. Law, medicine, theology, history, rhetoric, logic, and arithmetic are the subjects commonly studied.

Though classes may be held in rented buildings or even in rough sheds, no one has greater pride than the educated. Students and their masters are part of a guild, much like the craft guilds. Students who attend the university of their home town are its champions, living together and challenging rivals as a group.

As long as they pay their tuition, students are responsible only to their masters, who in turn answer only to the Church. Students often flaunt their unique freedom and mock the nobility by going about armed with daggers and swords. Indeed, the reputation of students as lewd, irreverent, drunken, and rowdy is often well deserved. It is no surprise that nobles and students often come to blows.

## Copysts

**M**onks and scholars may sometimes be in need of the services of a scribe. Easily recognized a copyist has no wares on display like other tradesmen, but nails a piece of parchment by his door, with samples of the types of scrip[ his workshop can imitate. And unlike normal tradesmen, a copyist is often all too happy to invite a customer into his shop - for their patrons are inevitably wealthy people, and not to be left standing on the street.

A copyist will discuss with the customer the fineness of parchment, type of lettering, quality of illumination and manner of binding, showing examples of all these, and then giving a quote for the production of an entire book. He will subcontract the work of illumination and binding to other craftsmen around the city, and also arrange for the purchase of parchment, so that all the customer has to do is lend him the original text to be copied.

The production of an entire Bible, well-illuminated and illustrated, would take fifteen months. A short manual on medicine or law, for example - might be completed in under one week, assuming that the illumination and binding are merely functional. A simple legal document or letter could be written in a flourishing script in a single hour. Not having to attend chapel eight times each day, the lay scribe works much faster than the monk.

## Lepers

**L**epers are rarely tolerated in any town. No one wants to contract their illness, so they are forbidden from coming within town walls. The mayor or lord of the town may order any leper to leave, but emotional ties often make them loathe to do so. Many a man has hidden his leprous wife away so as not to lose her, and the problem is worsened by the rules of many leper hospitals, which refuse to accept a leper unless the head of the leper's household (husband or father) consents.

These hospitals provide a bed, meager food and a little work for the lepers, and have grown up outside the walls of many towns. Run by such holy orders as the Augustinians, hospitals cannot offer any cure for lepers, but many offer some solace for the outcasts. Theoretically a place here is free, but more crowded or impoverished hospitals may require donations to secure the admission and maintenance of a leper.

Poor lepers may become wandering beggars, always driven away from towns and villages, announcing their approach with the ringing of a handbell or a cry of "unclean," subsisting on the alms of monasteries and travelers. These unfortunates may often be seen begging on roads approaching a town, often gathering around the gates.

## Loose Women

**P**rostitutes are often treated under the same laws as lepers. Thus they may be banned from entering within city walls, and on discovery may be beaten, fined or simply expelled. Sheltering a prostitute is a crime, and the guilty householder may be punished by the removal of his door until the woman has left, or even by the loss of his house - which is dismantled wall-by-wall and post-by-post,

Some large towns and many cities accept the inevitability of prostitution and seek to control it. Here, specific houses - called stew houses - are permitted to be set up under certain conditions. The house must usually be in a specific, grotty part of town, which is generally outside the walls. It must be administered by a married couple. The male administrator must act as head of the household, and must ensure that the house neither becomes a center for other crimes nor a nuisance to other householders in the area.

## The Commoners' Lot

**T**he common people live many different types of lives, ranging from that of the wealthy spice merchant, reclining in a comfortable city house, to that of the poor villein, starving in a tiny hut. The only thing they share is their station, neither noble nor of the Church.

## Serfs

**T**he first peasants to become serfs gave control of their lives and their land to a warrior, striking a bargain to exchange their labor for safety. In the evil days after the fall of Rome, Vikings, howling barbarians, and ravenous hordes from fallen cities roamed most of Europe, destroying all they met. Those who accepted serfdom saved their land and their lives by their bargain.

Serfs are not quite slaves, since they are bound to the land rather than a person, though their lord claims ownership of their work and its products. Serfs must give the lord goods in exchange for living on and farming the land they surrendered; it is an indentured servitude whose term never ends. They must also farm the lord's land before their own, and must provide labor for the lord's building projects, wars, and household. However, serfs cannot be bought, sold, or killed without legal justification.



Serfs' bodies are their own, but their deeds are not. They must care for themselves, as well or as poorly as they can, with what their lord allows them. For every act outside the ordinary bounds of their work, they must have their lord's blessing. Serfs who break the rules are dead serfs. On the other hand, lords who lawlessly destroy those they are bound by tradition to protect, or who raise their serfs' obligations above traditional levels, can be punished by their overlord.

## Peomen

**Y**emen, or free peasants, are bound to no one. They, or their ancestors, may be former serfs who have been freed. In some extraordinary circumstances, such people's ancestors never became serfs. Free peasants have the right to do whatever they please whenever they want to, with only two restrictions: they must not take on the privileges of their betters; and they must, each year, pay rent to the lord of the land they farm—or be sent packing.

Like serfs, free peasants have a contract to care for their landlord, as well as his or her lands and household, in exchange for protection. Unlike serfs, though, free peasants can choose to risk starvation by doing as they please. Freedom is no less cherished when its profits are not tangible.

## The Peasants' Contribution

**M**ost of the world's great works came from commoners' hands. Free peasants built London and Paris, and bought the cities' right to self-rule in the same way they bought their own freedom. The knight's proud sword came from the blacksmith's forge in the humble village at the foot of the castle. Barbers, lawyers, artists, craftspeople, and city guards are all peasants. The great cathedrals, monuments to the glory of God, were fashioned by toiling masons. The gold of kings was acquired by the clever minds and skilled hands of merchants and weavers, vintners and tradespeople.

Many among the noble class of the time deeply resent peasant wealth and power, when the power of their own land and sword is fading. Yet most peasants remain farmers, scraping a living together by the toil of their hands and the sweat of their brows. Even those who dwell in towns usually keep fields and flocks just outside the city walls. Short lives, high rents, and heavy taxes keep most peasants at the bottom of society. Thus, though peasants in theory have the ability to rise above their current social position, that transcendence is still centuries away.



## Character Levels and Experience

**T**here must be some system by which the success of a character can be translated into an improvement in his abilities. By gaining "experience" in meeting the challenges of life a character may rise in his experience level and become an abler opponent. Traditionally, most dungeon and wilderness games have concentrated on measuring the experience of a character by the money he obtains and the monsters he kills. This is perhaps an ideal method when the dungeon or wilderness expedition is the only activity. However, in *Chivalry & Sorcery*, characters are not out of circulation at any time and their activities include far more things than raiding a "dungeon".

The awarding of experience in *Chivalry & Sorcery* is therefore somewhat complex in that it takes into account all of the activities peculiar to a class of character. Fighting Men fight, and thus gain most experience in combat. Magick Users do research and cast enchantments, so their experience is largely gained from the doing of Magick. Clerics perform miracles and protect others from evil. Thieves steal. Elves and Dwarves are combination characters and may gain experience from a wide range of activities. The Hobbit is best suited to thieving, so there is no problem with him.

Game Masters should encourage good role playing. Players who operate their PCs in character and attempt to create a true

personality for their PCs separate from their own should receive bonus awards during adventures. Such awards should be based upon their performance and can range up to several hundred experience points (100 to 500, depending on the quality of performance). The standards used to make such awards should include:

1. Does the Character have a personality recognized different from that of the Player?
2. Does the Character act according to what we would know and understand, rather than what the Player knows and understands?
3. Does the Character have a developed background and set of goals which he actively pursues in the campaign?
4. Do the Character's exploits reflect his personality, knowledge, background, and goals as a personality existing in the fantasy world? Specifically, are his deeds, foibles, mistakes, etc., what Conan or Sir Gawain or Anachronus Archimage would be expected to do under the circumstances?
5. Do other Players recognize and enjoy the quality of the role play and respond in kind or else applaud the performance?

Experience points are awarded for a large number of accomplishments. This section presents the awards for defeating enemies and acquiring treasure.

All combats bring an exp., award based upon the participation of the Character in the actual battle-exposing himself to enemy attacks while striking blows against the foe:

- If in single combat, all exp. are awarded to the victor according to his Character class.
- If in multiple combat, exp. are shared equally among the active participants in each combat victory. For instance, if two PCs defeated a monster worth 2500 exp., each could win up to half the exp., depending upon the effect of his Character class on the award.

Combat awards are divided into several categories:

**SLAYING:** The killing of an enemy in pitched battle- fair fight.

**VANQUISHING:** Incapacitating or otherwise bringing about the surrender of an enemy, who is spared. Ransom is often the object.

**MURDERING:** The killing of a captured enemy- effectively dispatching him to avoid inconvenience or else later treachery.

**BACKSTABBING:** The killing of an enemy through stealthy and unheroic tactics like garroting, throat-cutting while sleeping, sneaking up from behind to stab with a knife, etc. Only Thieves, Assassins, and Foresters on penetration missions will gain significantly from such conduct. Muggings are also included in this category.

Awards are also available for the acquisition of treasure by direct action (as opposed to routine earnings):

**BATTLELOOT:** Wealth acquired through defeating an enemy and acquiring his possessions as booty. Wealth brings up to 1 exp. per Silver Pennyworth (SP) acquired. Material goods are valued at 25% of their list value in the Price Lists, unless they bear directly upon the vocation of the Character- in which case they are worth 50%. Armor, for instance, is worth 50% to a Fighter, but 25% to non-combatant types. Money is always rated at 100% of value, as are gems.

**RANSOM:** Money acquired through capturing an enemy and holding him to ransom is always rated at 100% of SP value.

**STOLEN LOOT:** Money or goods acquired through theft or robbery. Goods are rated as for Battle Loot.

**EARNED WEALTH:** Money earned by the practice of one's trade by direct action (as opposed to routine earnings). For example, a Troubadour literally sings for his supper in an actual situation arising in an adventure. This category is restricted to only a few Character classes.

The following table represents the percentages of the full exp, award possible for defeating enemies or acquiring treasure. The amount of the awards depends upon the appropriateness to the Character class and the situation:

	Slay	Vanq.	Murder	Bkstab	Battle	Stolen	Earned
	Foe	Foe	Foe	Foe	Loot	Loot	Wealth
KNIGHT/SQUIRE	100%	100%	10%	10%	50%	100%	0%
PALADIN	100%	100%	10%	10%	50% <sup>3</sup>	100%	0%
DARK KNIGHT	100%	50%	100%	100%	100%	50%	0%
SERGEANT-AT-ARMS	100%	50%	10%	10%	50%	50%	0%
MAN-AT-ARMS	100%	50%	20%	20%	50%	50%	0%
YEOMAN-AT-ARMS	100%	50%	20%	20%	25%	25%	0%
PETTIT SERGEANT	100%	75%	10%	10%	50%	50%	0%
FORESTER	100%	50%	20%	50%	25%	25%	0%
MILITIA	75%	50%	20%	20%	25%	25%	10%
BARBARIAN WARRIOR	100%	100%	10%	10%	50%	50%	0%
MERCHANT-ADVENTURER	75%	50%	20%	20%	50%	25%	10%
MAGICIAN	25% <sup>5</sup>	25% <sup>5</sup>	25%	25%	25% <sup>1</sup>	0%	10%
CLERIC	50% <sup>2</sup>	50% <sup>2</sup>	0%	0%	50% <sup>3</sup>	0%	10% <sup>3</sup>
INQUISITOR	100% <sup>2</sup>	100% <sup>2</sup>	0%	0%	50% <sup>3</sup>	0%	10% <sup>3</sup>
EXORCIST	0%	100% <sup>2</sup>	0%	0%	0%	0%	10% <sup>3</sup>
MONASTIC	50% <sup>2</sup>	50% <sup>2</sup>	0%	0%	50% <sup>3</sup>	0%	10% <sup>3</sup>
ASSASSIN	100%	100%	20%	100%	50%	50%	0%
SPY	50%	100%	100%	50%	0%	0%	100%
BRIGAND	100%	50%	20%	50%	100%	50%	0%

THIEF	50%	50%	20%	50%	50%	50%	100%	0%
GENERAL CHARACTER	50%	25%	25%	20%	50%	50%	0%	10%
ELF	100%	100%	0%	0%	0%	0%	0%	0%
DWARF	100%	50%	20%	20%	100%	100%	0%	10%
WERECREATURE <sup>4</sup>	100%	0%	100%	100%	0%	0%	0%	0%
VAMPIRE	100%	100%	100%	100%	0%	0%	0%	0%
GOBLINS	100%	50%	25%	25%	50%	50%	25%	0%
TROLL/GNOLL	100%	50%	25%	50%	100%	100%	25%	10%
OGRE	100%	50%	50%	50%	100%	50%	0%	0%
GIANT	100%	50%	25%	0%	50%	50%	25%	0%

1. Awarded if items are of use in magical enchantments, etc.
2. Awarded only when fighting enemies of Mankind or the Church.
3. Awarded only if the major portion is donated to the Church or the poor (a small sum may be retained for personal maintenance).
4. Awarded when the Character is in his werereature form; otherwise as for his usual Character class.
5. Magicians double their experience awards for defeating enemies if they use Magick alone (no physical action). In such instances, vanquishing will include successfully gaining control of another so that he is unable to avoid doing the Magician's bidding for a significant period of time (Geas, etc.).

In addition to the general experience awards for defeating enemies -d obtaining treasure, each Character class enjoys specialized awards performing certain types of actions. These are detailed below, according to the Character class.

Honors are also awarded to Fighters in time of war or for deeds of great valor or chivalry. Each 100 Honour Points = +1 Status Point to be added to one's social ranking index.

## Treasure

Treasure is of minimal importance to some classes of character and of high importance to others. The experience awarded to each class is as follows:

- Fighter:* 25% of loot in gp = experience points
- Cleric:* 25% of loot in gp = experience points if donated to the Church
- Magicians:* 10% of loot in gp = experience points
- Elves:* 10% of loot in gp = experience points
- Dwarves:* 100% of loot in gp = experience points if not Magick Users
- Others:* 100% of loot in gp = experience points.

"Others" refers to non-fighter types who are not in the basic classes. It also refers to any Monster whose nature it is to amass personal treasure and mount guard over it.

## Slaying and Vanquishing Enemies

In *Chivalry & Sorcery*, players on an adventure may elect for one of two systems of winning experience for the slaying or vanquishing of enemies and monsters:

1. *The Road to Glory:* Experience is awarded according to the contribution of each member of a party to the victory:
  - a) If single combat, all points are awarded to the victor.
  - b) If multiple combat, points are shared equally among the participants in the combat, with 1/2 of a share to those who did not participate but performed duties necessary to the success of the combat or the safety of the party, such as holding torches, guarding the rear, etc.
2. *The Company of Brothers:* Experience is awarded equally for all monsters slain or vanquished, and all loot is shared equally after expenses are settled. Experience points are awarded according to the type of monster encountered, and the point value of each non-player or monster type is printed in the Monster Profiles under the heading of Experience. Again, experience is awarded on the basis of the class of the character and will be dealt with in the sections on each class.

"Slaying" refers to the outright killing of an enemy. If "unchivalric" methods are used, such as killing sleeping or unsuspecting enemies, 1/2 the experience for the "vanquishing" of an enemy is awarded. However, Thieves, Spies, and Assassins gain 100% experience for single handedly garotting, back stabbing, etc., a victim if it is necessary.

"Vanquishing" refers to bringing an enemy to his knees so that he will ask for terms of surrender. Knights receive 100% experience for granting "honourable" terms due to this being highly

"chivalric" behaviour. Vanquishing may also be incapacitating foes so that they cannot fight and may be captured.

## Knights and Warriors



Knights, Clerics of Military Orders, Sergeants, Men-at-Arms, Mercenaries, and Magicians of Quasi-Military Magical Orders are classified as Warriors and gain experience from a number of sources:

*Being a Warrior:* 1 point x Experience Level per day.

*On an Adventure:* 2 points x Experience Level per day.

*Going to War:* 3 points x Experience Level per day.

One of these above three sources of daily experience applies at any one time, and points are totalled monthly.

*Slaying or Vanquishing Enemies:* 100% experience points for slaying the enemy; 50% for vanquishing him. However, 100% experience is awarded if "chivalric behavior" results in honourable terms being granted to a defeated enemy.

*War:* Honours as well as experience may be won on the battlefield, with 100 Honour points = 1 status point in the social scale. Experience and Honours are as follows:

These bonuses are cumulative and are totalled monthly for experience.

- "First in the breach": 100 points x Experience Level + 50 Honour Points.
  - "First in the walls": 75 points x Experience Level + 40 Honour Points.
  - "Leading a successful sally": 20 points x Experience Level + 20 Honour Points
  - "Leading a force of men": 5 points x Experience Level per day.
  - "Winning a battle": 100 points x 1/2 Experience Level + 20 Honour Points.
  - "Commanding a victorious Army": 500 points x Experience Level + 100 Honour Points.
  - "Capturing a Fortress": 100 points x Experience Level (x2 if a Tower or Castle fortification) + 50 Honour points for SFMH, 90 Honour Points for LFMH, 100 Honour Points for Shell Keep, and 150 + 25 x level of Castle for all Castles. This will apply only to the Lord who actually captures the fortress.
  - "Capturing a town": 20 points x level of the town (1-10) + 20 Honour points x level of the town. Again, this applies only to the Lord who actually captures the town.
- Championing a Lady:* According to the Laws of "Courtly Love," a Knight will gain much Honour by protecting and championing women:
- "For each gallant feat of arms done in honour of a Lady": 3 x Honour Points.
  - "Rescuing a noble damsel in distress": 100 points x Experience Level + 50 + 1-50 Honour Points.
  - "Rescuing a damsel in distress" who is not of noble rank: 20 points x Experience Level + 25 Honour Points.

*Gallant Deeds of Arms at a Tournament:* Knights always gain Honour at tournaments:

- Entering each joust, melee, or pas des armes: 1 Honour + 50 Experience Points.
- For every Spear broken in the joust: 2 Honours + 20 Experience Points.
- For each Coronel in the joust: 1 Honour + 20 Experience Points.
- If poorer opponent is Unhorsed: 5 Honours + 20 x Level of Opponent in Experience.
- If equal opponent is Unhorsed: 10 Honours + 25 x Level of Opponent in Experience.
- For each victory in the joust: 10 Honours + 50 x Experience Level in Experience.
- For each "damage point" scored in melee or Pas des armes: 1 x Level of Opponent in Experience.
- For each victory in the pas des armes: 10 Honours + 20 x Level of Opponent in Experience.
- For each capture in the melee: 10 Honours + 20 x Experience Level + 10 x Opponent's Experience Level in Experience.
- For capturing the opposition's Banner in the melee: 25 Honours + 100-1000 Experience.
- For capturing the leader of the opposition in the melee:

50 Honours + normal capture.

- For winning the Jousting Contest: 50 Honour Points.

Honourable Wounds to the Body: 10 Experience points per damage point suffered to the body + 1 Honour Point.

## Clerics



lergy and Monks always compute experience according to the following guidelines, and Paladins and Fighting Clerics of Military Orders will benefit when performing Clerical Miracles:

Being a Cleric: 2 points x Experience Level per day

Being a Cloistered Monk: 2 points x Experience Level per day.

Being of Alignment 1 or 2: 2 points x Experience Level per day.

These bonuses are cumulative and are totalled monthly for experience.

Doing Good Works:

- "Curing Wounds and Disease": 2 x Experience Level x hit points cured.
- "Fasting and Praying" (no other activity): double daily experience.
- "Removing Curses": 10 x Experience Level x 1-10.
- "Exorcism": 10 x Experience Level + 1-10 x Level of Demon.
- "Visions": 10 x daily experience for one month (only once per month).

Performing Miracles: 10-100 points per miracle, provided such miracles are performed for a clear and good purpose, not merely to obtain experience points.

Writing Holy Manuscripts: 5 x daily experience.

Sanctify Object (perform enchantment to BMR 0): 50 x BMR levels Sanctified per 1/2 Dr. or equivalent.

Prepare Holy Waters:

- "Water of Life": 3 x Experience Level .
- "Water of Healing": 7 x Experience Level.
- "Water of Great Healing": 10 x Experience Level.

These bonuses are in addition to the experience awarded for Sanctifying the materials in the Waters.

Slaying or Vanquishing Personal Enemies: 50% Experience.

Slaying or Vanquishing Enemies of the Church or Mankind: 100% Experience.

## Magick Users



Magick Users gain experience only from the following activities unless quasi-Military Order members or Natural Talent Primitives, who may also be Fighters. Elves and Dwarves may be combination characters (Fighter-Magick User):

Being a Magick User: 1 point x Experience Level per day.

Enchanting a scroll or device: 2 points x Experience Level per day.

Learning New Spells: 5 points x Experience Level per day or first days + 50 x BMR of spell. If spell is above BMR 3, + 100 x BMR of spell. If spell is above BMR 5, +150 x BMR of spell, if above BMR 7, +200 x BMR of spell.

The bonuses awarded above are exclusive of each other, as only one activity is possible at a time. However, the experience may also be awarded for:

Meditation: One experience point x magick level per day (doubled if fasting after 3 days. Up to 20 days.)

Casting Spells: Experience is given for casting spells when there is a definite point to them, such as enchanting an object, defending against an attacker, etc. Absolutely no experience is given for "practising" spells which have been learned, and spells currently being learned are covered above. Magick is purposeful at all times:

Casting unlearned spells: 15 x fatigue points expended.

Casting learned spells: 10 x fatigue points expended.

Enchanting Materials: 50 x BMR enchanted per 1/2 Dr. or equivalent.

Enchanting potions, powders, etc.: Once the materials are enchanted to BMR 0 at 00%, experience = 50 x spell level per dose obtained.

Enchanting scrolls or manuscript pages: 5 points x Experience Level per day spent inscribing the enchantment. Raising Demons: 5 x fatigue points expended x level of Demon Experience may be gained

only 3 times per month.

**Alchemical Processes:** Alchemists receive a set experience bonus when they perform alchemical operations for the first time on a material. Afterward, they receive 10% of that bonus for each subsequent operation.

**Conjurors** make a "brew" for their Magick. The cauldron can enchant materials at the same rate as indicated for the Conjuror's MKL, and experience is given to the Conjuror for such an operation.

**Slaying and Vanquishing Enemies:** Only 10% experience is awarded for slaying or vanquishing Enemies with weapons. However, if Magick is used, 50% experience is awarded for all non-magick using men and creatures and 100% for Magick Users. If the Magick User employs weapons, he gains only 10% experience, even if he did 99% of the damage with Magick.

**Elves, Dwarves, and Magick Users** who are members of Quasi-Military Orders, of Noble blood, or are Natural Talent Primitives may elect, in any action, to use Magick or weapons to settle the matter. If Magick Weapons of +3 or higher are employed, the character is deemed to be using Magick. Magick Users who are also Clerics are counted as Clerics or Fighting Clerics when computing experience for slain enemies.

## Thieves, Brigands and Assassins



Thieves, Brigands, and Assassins are similar in some ways and different in others, so each must be considered separately for some activities:

Being a Thief: 1 point per day x Experience Level.

Being a Brigand: 2 points per day x Experience Level.

Being an Assassin: 1 point per day x Experience Level.

On a raid or mission: +2 points per day x Experience Level. Note: this does not include casual muggings, pickpocketings, and the like, only extended actions.

**Sneak Attacks:** all back stabbings, garottings, sandbaggings, etc., score 50% for Thieves, 100% for Brigands, and 200% for Assassins. If the victim is not slain, however, only 25% of experience is awarded for bungling the job because it had to be finished face-to-face. If simple robbery is the motive, 25% is scored for vanquishing, 10% for slaying.

**Frontal Attacks:** Thieves receive 25% experience, Brigands 100% and Assassins 50% (the last being in self-defense or in an open raid, rather than an assassination plot).

**Picking Pockets:** Add 20% to the experience gained for the loot if the snatch was undetected by the victim and unwitnessed by passers-by.

**Muggings:** As for picking pockets No experience for accidental slayings.

**Picking Locks:** variable experience, depending upon the degree of difficulty, but ranging from 10-200 points.

**Disarming Traps:** variable experience, depending upon the degree of difficulty and danger offered by the traps, but ranging from 100-1000 points for the most part.

**Undetected Burglaries:** Add 25% to experience gained for the loot if the break-in was undetected by the victim during its commission and unwitnessed by anyone not in the gang.

**Detection:** No experience is awarded for picking pockets, Muggings, or Burglaries. Thieves depend upon being anonymous for success. Now the Thief must lie low and has lost face with his fellows for being a ham-handed bungler Brigands are similarly penalized if they have been able to disguise their true craft up to the time of detection and are declared Outlaw. Assassins gain full experience for their mission only if not slain or captured and tortured for information.

**Slaying and Vanquishing Magicians:** Magick Users are exceedingly dangerous foes, and bonuses are added for slaying or vanquishing them in addition to the usual experience bonus. Add 500 x MKL for magicians up to MKL 10, and 1000 x MKL for magicians to MKL 22. If merely vanquishing the Magician, take 50% of the bonus.

## Limitations on Advancement



It is strongly recommended that any one character be limited to advancing no more than one experience level per adventure. If, for example, a character has obtained enough experience to advance two levels, pin the character at the top of the level above the one he had when he started the adventure. In other words, if a character at level 4 had obtained enough experience to advance him to level 6, he would be placed at the top of the fifth level, about to enter level 6. In extended adventures, experience earned is totalled every two weeks or once each month, whichever is most convenient or reasonable. Also, if adventures of this sort produce results of a spectacular and momentous nature, an instant totalling of experience would be justified if it would bring an advancement for a character.

Alchemists are an exception to this rule for, in performing some of their processes, they spend many months secluded from almost all experience acquiring activities. Thus, a major experience award will bring full benefits, if due to an alchemical operation.

## Experience Levels



Experience results in a character's advancement in proficiency. The following tables give the number of experience points needed to advance in a given category of fighting prowess.

**LEVEL:** A term signifying the degree of fighting prowess of a character.

**BODY:** The number of points of damage a character's body may sustain before he is slain. The points indicated are the bonus points added to the character's previous body level.

**FATIGUE:** The fatigue levels of a character are dependent upon a random die roll (1-6 dice), and the number indicated = the number of dice to roll. The (+) values following the number of dice are the bonus points to be added to the dice totals. If a lower score than the previous level is obtained, the previous fatigue level is maintained.

**PCF:** The Personal Combat Factor bonus to be added to the PCF computed when the character was first determined. Once the new PCF is determined, the *Personal Combat Table* in the *Character Prime Requisites* chapter should be consulted to alter all fighting characteristics.

**MKL:** The Magick Level of a character who is a Magick User. This is a convenient guide for players who have combination characters as well as pure Magick Users.

**SUPERHUMANS:** All characters with Titanic Superhuman Strength and up.

**CHIVALRY:** All nobles (Knights, Sergeants, Fighting Clerics, Magick Users in Quasi-Military Orders, and Magick Users with Primitive Natural Talents).

**FIGHTERS:** All Sergeants, Men-at-Arms, Mercenaries, Yeomen-Foresters, Guildsmen in the town Militias, non-noble Magick Users in Quasi-Military Orders, Assassins.

**NON-FIGHTERS:** All human characters not included in the above classes. Brigands tend to be in this class, although a few are Fighters or even Chivalry.

**DWARVES, HOBBITS, AND ELVES** are given under separate sections, except for Elves with Superhuman Strength who are included in the Superhuman Category.

Level	Exp.	Superhuman		Chivalry (Men)		Fighters (Men)		MKL	
		Body	Fatigue PCF	Body	Fatigue PCF	Body	Fatigue PCF		
1	0	var.	2d6	var.	1d6+2	var.	1d6+1	var.	1
2	2500	+3	2d6+3	1.5	+1 2d6+2	1.5	+1 2d6	1.0	1
3	5000	+2	3d6+3	1.5	+1 3d6	1.5	+1 2d6+1	1.0	1
4	10000	+3	4d6+3	2.0	+1 3d6+2	1.5	+1 3d6	1.0	1
5	25000	+2	5d6	2.0	+2 4d6	2.0	+2 3d6+1	1.0	1
6	50000	+3	5d6+3	2.0	+2 4d6+2	2.0	+2 4d6	1.5	2
7	75000	+2	6d6	2.0	+2 5d6	2.0	+2 4d6+1	1.5	2
8	100000	+3	6d6+3	2.0	+2 5d6+2	2.0	+2 5d6	2.0	3
9	150000	+2	7d6	2.0	+2 6d6	2.0	+2 5d6+1	2.0	4
10	200000	+3	7d6+3	2.0	+2 6d6+2	2.0	+2 6d6	2.0	5
11	300000	+2	8d6	2.0	+2 7d6	2.0	+2 6d6+1	2.0	6
12	400000	+3	8d6+3	2.0	+2 7d6+2	2.0	+2 6d6+3	2.0	7
13	500000	+2	9d6	2.0	+2 8d6	2.0	- 7d6	2.0	8
14	750000	-	9d6+3	2.5	+2 8d6+2	2.0	- 7d6+1	2.0	9
15	1000000	-	10d6	2.5	- 9d6	2.5	- 7d6+3	2.0	10
16	1250000	-	10d6+3	2.5	- 9d6+2	2.5	- 8d6	2.0	11
17	1500000	-	11d6	2.5	- 9d6+3	2.5	- 8d6+1	2.0	12
18	1750000	-	11d6+3	2.5	- 9d6+4	2.5	- 8d6+2	2.5	12
19	2000000	-	11d6+4	2.5	- 9d6+5	2.5	- 8d6+3	2.5	13
20	2500000	-	11d6+5	2.5	- 9d6+6	2.5	- 8d6+4	2.5	13

Experience levels continue to increase per 250000 experience points with the pattern established for Fatigue and PCF increases from level 18 to 20. No body bonuses after level 20.

Level	Exp.	Non-Fighters		Elves		Dwarves & Hobbits		MKL	
		Body	Fatigue PCF	Body	Fatigue PCF	Body	Fatigue PCF		
1	0	var.	1d6+1	var.	1d6+3	var.	1d6+1	var.	1
2	2500	+1	1d6+3	1.0	+1 2d6+1	1.5	+2 1d6+3	1.0	1
3	5000	+1	2d6	1.0	+1 2d6+3	1.5	+2 2d6+1	1.0	1
4	10000	+1	2d6+1	1.0	+1 3d6	1.5	+2 2d6+3	1.0	1
5	25000	+2	3d6	1.0	+2 3d6+3	1.5	+2 3d6	1.0	1
6	50000	+1	3d6+1	1.0	+2 4d6	1.5	+2 3d6+3	1.5	2
7	75000	+2	3d6+3	1.0	+2 4d6+3	1.5	+2 4d6	1.5	2
8	100000	+1	4d6	1.0	+2 5d6	1.5	+2 4d6+3	1.5	3
9	150000	+2	4d6+1	1.0	+2 5d6+3	1.5	+2** 5d6	1.5	4
10	200000	+1	4d6+3	1.0	+2 6d6	2.0	+1 5d6+3	2.0	5
11	300000	+1	5d6	1.5	+1 6d6+3	2.0	+1 6d6	2.0	6
12	400000	+1	5d6+1	1.5	+1 7d6	2.0	+1 6d6+3	2.0	7
13	500000	-	5d6+3	1.5	+1 7d6+3	2.0	+1 7d6	2.0	8
14	750000	-	6d6	1.5	+1 8d6	2.0	+1 7d6+3	2.0	9
15	1000000	-	6d6+1	1.5	- 8d6+3	2.0	- 8d6***	2.0	10
16	1250000	-	6d6+3	1.5	- 9d6*	2.0	- 8d6+3	2.0	11
17	1500000	-	7d6	-	- 9d6+3	2.5	- 8d6+4	2.0	12
18	1750000	-	7d6+1	-	- 9d6+4	2.5	- 8d6+5	2.5	12
19	2000000	-	7d6+3	-	- 9d6+5	2.5	- 8d6+6	2.5	13
20	2500000	-	-	-	- 9d6+6	2.5	-	2.5	13

\*Wood Elves do not add to their Fatigue levels after level 15.  
 \*\*Hobbits do not add to their body levels after level 8.  
 \*\*\*Hobbits do not add to their Fatigue levels after level 14.

Experience levels continue to increase per 250000 experience points with the pattern established for Fatigue and PCF increases from level 15 to 16.

### THE GOBLIN RACES

			Uruk-Hai, Bugbears & Hobboblins*
Kobolds	Orcs & Goblins		

Level	Exp.	Body	Fatigue	PCF	Body	Fatigue	PCF	Body	Fatigue	PCF	MKL
1	0	var.	1d6	var.	1d6	var.	1d6	var.	2d6	var.	1
2	2500	+1	1d6+1	+1	1d6+1	+1	1d6+1	+1	2d6+1		1
3	5000	+1	1d6+2	+1	1d6+2	+1	1d6+2	+1	3d6		1
4	10000	+1	1d6+3	+1	2d6	+1	2d6	+1	3d6+1		1
5	25000	+1	2d6	+1	2d6+1	+1	2d6+1	+1	3d6+3		1
6	50000	+1	2d6+1	+1	2d6+2	+1	2d6+2	+1	4d6		2
7	75000	+1	2d6+2	+1	3d6	+1	3d6	+1	4d6+1		2
8	100000	+1	2d6+3	+1	3d6+1	+2	3d6+1	+2	4d6+3		3
9	150000	+1	3d6	+1	3d6+2	+2	3d6+2	+2	5d6		4
10	200000	+1	3d6+1	+1	4d6	+2	4d6	+2	5d6+1		5
11	300000	-	-	+1	4d6+1	+2	4d6+1	+2	5d6+3		6
12	400000	-	-	-	-	+2	-	+2	6d6		7
13	500000	-	-	-	-	+2	-	+2	6d6+1		8

\*Hobgoblins do not add their Body and Fatigue levels after level 11

### THE GIANT RACES

Level	Exp.	Ogres		Trolls		Giants		MKL	
		Body	Fatigue PCF	Body	Fatigue PCF	Body	Fatigue PCF		
1	0	var.	1d6	var.	1d6	var.	2d6	var.	1
2	2500	+1	1d6+1	+5	1d6+1	+1	2d6+1		1
3	5000	+1	1d6+2	+5	1d6+2	+1	3d6		1
4	10000	+1	1d6+3	+5	2d6	+1	3d6+1		1
5	25000	+1	2d6	+5	2d6+1	+1	3d6+3		1
6	50000	+1	2d6+1	+5	2d6+2	+1	4d6		2
7	75000	+1	2d6+2	+5	3d6	+1	4d6+1		2
8	100000	+1	2d6+3	+10	3d6+1	+2	4d6+3		3
9	150000	+1	3d6	+10	3d6+2	+2	5d6		4
10	200000	+1	3d6+1	+10	4d6	+2	5d6+1		5
11	300000	-	-	+10	4d6+1	+2	5d6+3		6
12	400000	-	-	-	-	+2	6d6		7
13	500000	-	-	-	-	+2	6d6+1		8

## Of Men and Monsters



The role of Non-player characters and monsters in *Chivalry & Sorcery* is very important to the success or failure of any adventure. The Non-Player Character and Monster Profiles below give a wide range of characteristics for each of the important types that will be encountered in the typical adventure. Such factors as the experience level of player character types, the number of body and fatigue points, the bonuses for hitting the foe or parrying or dodging the blows of enemies, the WDF or weapon damage multiplier for computing the amount of damage inflicted by a blow that strikes home, armor class, and finally the Experience Bonus gained for slaying or vanquishing a foe are all given. Also, in many instances, the traditional lore concerning various types of monsters is provided to guide the GM as he conducts the adventure.

## Non-Player Characters



Little should be noted by all players that the GM is not the only person in the game who is able to marshal non-player figures. Player-characters will have friends or Masters or vassals and servants who can be taken along on expeditions. After all, what Knight would send his Squire out alone to face the worst the world has to offer? Indeed, what self-respecting Knight would allow a mere Squire to hog all the glory to himself? Similarly, an Apprentice Magician would not venture into dangerous territory, without protections given him by an anxious Master, far from eager to have to train a bumbling replacement. The whole concept of Influence may be employed so that a player-character may, in fact, influence his Master or other Non-player characters, recruiting them for an adventure. This redresses the deplorable one-sidedness so often encountered in most Places of Mystery or Wilderness adventures, in which the GM holds all of the cards!

**RULE NUMBER ONE** in *Chivalry & Sorcery* is that it is a game, not an arena for ego-trippers to commit mayhem with impunity on the defenseless or near defenseless characters of others. Games have to be FUN, with just enough risk to get the adrenalin pumping. The moment that an adventure degenerates into a butchering session is the time to call a halt and ask the would-be god running the show just what he thinks he is doing, anyway. Player-characters have to take enough risks built into the game without the brilliant introduction of a foe that totally outclasses them.

**RULE NUMBER TWO** is that the GM's job is to create in the minds of the players as imaginative, exciting, and enjoyable an adventure as possible, so that the time spent at the activity is worth it even if a favourite character has been killed. In short, he must work at it, not merely roll random dice and trot out the next horde of enemies.

**RULE NUMBER THREE** is that Non-player characters care about their own skins as much as any player character, and they are not going to suicidally charge the enemy unless no other option is open. To a degree, this factor is reflected in the Morale Rules in the Individual Combat section.

**RULE NUMBER FOUR** is that Non-player characters have personalities too, and they will behave as individuals, not as a faceless mass which can be manipulated any way that the GM wants. Why, for example, do Orcs attack parties of adventurers, anyway? The answer is that the Orcs want to rob the members of the party and, if it is worth it, perhaps to hold them to ransom as well. Trolls charge tolls to cross the bridges they have built quite an honest transaction in itself but they do get hungry too. In any event, all intelligent beings in the game are bound by the Chivalric Code, and a truce for a parley is respected by men and monster alike, as is an offer or request for terms of surrender. Only howling chaotics bent on performing a human sacrifice to raise a Demon would think of butchering someone just to see blood. Of course, Animals are quite another matter, for they act by instinct rather than conscious motives.

RULE NUMBER FIVE is that Non-player characters and monsters do not have to live one another. Indeed, there are as many rivalries and animosities between monster types as there are among real people.

RULE NUMBER SIX is that not all Non-player characters and monsters are automatically enemies of the party of adventurers. It is conceivable, for example, that an encounter with Trolls on the King's Highway could result in a brief exchange of pleasantries...

With these rules in mind, on to the Monsters...



Men, Elves, Dwarves and Hobbits

The four chief races are all marked by a wide diversity of abilities and skills. The following profiles for non-player characters are a compromise between accuracy to the rules for creating characters and the restrictions of space.

Knights and Superior Elves and Dwarves

Knights are perhaps the finest fighters in the campaign. Because they are a class frequently encountered, three basic non-player types have been developed to give a considerable variety to game play: The Mighty Knight; the Superior Knight, and the Average Knight.

The Mighty Knight is assumed to be more than a match for most men, for only a handful could ever hope to equal his prowess in battle. With Superhuman strength, constitution 20, dexterity 19, bardic voice 16, appearance 18, and charisma 21, he is formidable.

Table with columns: Level, Body Fat, %Hit, %Parry, %Dodge, Blows, WDF, Armor, %Magick, Arms, Exp. Rows 1-16.

Table with columns: Level, Body Fat, %Hit, %Parry, %Dodge, Blows, WDF, Armor, %Magick, Arms, Exp. Rows 17-20.

\*Add +2% on hits and -2% on parries for each level started with an asterisk (\*) when using a favorite weapon.

\*\*Percentage chance for character to have magick weapons and/or a magick armor.

THE SUPERIOR KNIGHT surpasses all but a few in the campaign. He has strength, constitution, and dexterity of 16, IQ, wisdom, and bardic voice of 14, appearance 15, charisma 15. His Military Ability is 8 and basic PCF is 17.5.

Table with columns: Level, Body Fat, %Hit, %Parry, %Dodge, Blows, WDF, Armor, %Magick, Arms, Exp. Rows 1-21.

THE AVERAGE KNIGHT is nevertheless superior to the majority of men. His strength, constitution, and dexterity are 14, IQ and wisdom are 12, bardic voice and charisma are 13, and appearance 12. His Military Ability is 7 and basic PCF is 15.5.

Table with columns: Level, Body Fat, %Hit, %Parry, %Dodge, Blows, WDF, Armor, %Magick, Arms, Exp. Rows 1-21.

SUPERIOR SERGEANTS are the virtual equal of Average Knights, although they will not obtain a chain hauberk until level 7 (armor class 7). Such Sergeants include those in the service of a Lord who has given them command authority...

AVERAGE FIGHTING MEN represent the typical Sergeant, Man-at-Arms, Yeoman, Civic Militia-Man, or other character trained to arms. All Sergeants may, of course, employ Chivalric Arms save the Great Sword...

Table with columns: Level, Body Fat, %Hit, %Parry, %Dodge, Blows, WDF, Sgt, Man-At-Arms, Other, Exp. Rows 1-20.

Average Fighting Men are about 5'10" tall, weight 170dr., with a carrying capacity of 220dr. His strength, constitution, and dexterity are 12; IQ, wisdom, bardic voice, and charisma are 10. He has a Military Ability of 5 and basic PCF is 13.

DWARVES may be considered as Average Fighting Men, but the typical weight of a Dwarf would be 110 Dr. at 4'7". Give Dwarves an additional -5% Dodge bonus for their small size. Reduce Body and Fatigue levels slightly to reflect the smaller size of these creatures.

TYPICAL NON-FIGHTERS: Most Magick Users, all Thieves except -the-mill people one This includes most Assassins and Master Thieves, and the run-of -the -mill people one meets daily are untrained in the use of arms. Clerics as well. Average people are about 5'10 tall, weigh 160dr., with a carrying capacity of 210dr. All other characteristics are equal to an Average Fighting Man's at best but usually slightly less.

Level	Body	Fat.	%Hit	%Parry	%Dodge	Armor worn by					
						Blows	WDF	Cleric	Thief	Other	Exp.
1	8	5	+8%	-8%	-8%	-	3x	0-1	0-1	0-1	60
2	9	7	+10%*	-10%*	-10%	-	3x	0-1	0-1	0-1	75
3	10	8	+10%*	-10%*	-10%	-	3x	0-1	0-1	0-1	100
4	11	9	+12%*	-12%*	-15%	-	3x	0-1	0-1	0-2	125
5	13	12	+15%*	-15%*	-18%	+1	3x	0-1	0-1	0-2	150
6	14	13	+18%*	-18%*	-20%	+1	3x	0-2	0-1	0-2	175
7	16	15	+18%*	-18%*	-20%	+1	3x	0-2	0-1	0-2	200
8	17	17	+20%*	-20%*	-22%	+2	3x	0-2	0-1	0-3	250
9	18	18	+20%*	-20%*	-22%	+2	3x	0-2	0-1	0-3	300
10	20	20	+22%*	-22%*	-25%	+2	4x	0-3	0-1	0-3	350
11	22	22	+22%*	-22%*	-25%	+2	4x	0-3	0-1	0-3	375
12	23	23	+25%	-25%	-28%	+3	4x	0-5	0-1	0-4	450
13	23	25	+25%	-25%	-28%	+3	4x	0-5	0-2	0-4	500
14	23	26	+28%	-28%	-30%	+3	4x	0-5	0-2	0-4	550
15	23	29	+30%	-30%	-35%	+4	4x	0-5	0-2	0-5	650
16	23	30	+30%	-30%	-35%	+4	4x	0-5	0-2	0-5	725
17	23	31	+35%	-35%	-40%	+4	4x	0-5	0-2	0-5	800
18	23	32	+35%	-35%	-40%	+4	4x	0-5	0-2	0-5	900
19	23	33	+35%	-35%	-40%	+4	4x	0-5	0-2	0-5	975
20	23	34	+35%	-35%	-50%	+5	4x	0-5	0-2	0-5	1100

\*Non-Fighters add +1% to Hit% and -1% to parry per level marked with asterisk (\*) due to skill with a favorite weapon.

HOBBITS may be considered as Typical Non-Fighters, and the average Hobbit would weigh 75 Dr. at 3'2", being quite stout. However, give Hobbits a most respectable dodge bonus of -15% because of their small size and great agility. They also have +15% when they throw weapons and also -15% when throwing flasks of oil, etc., as they are very accurate at such activities. Reduce body levels and fatigue levels slightly to reflect the smaller size of these creatures.

NON-PLAYER MAGICK ITEMS

Non-player characters often possess items of Magick. Such items prove to be of great and often inestimable value as loot as well as powerful weapons of offense and defense. If a player-character inherits the estate of a non-player, these will also become his own possessions.

Fighting Men: The percentages given for Magick Arms and armor in the Knight Profiles above give the chance of owning such magical devices. Knights and Sergeants check only once for each category. Bannerettes check twice, Barons three times, and titled nobles six times. If a magical weapon, armor, or shield is obtained, roll percentage dice again:

Die Roll	Magick Weapon
1-25%	+1 Weapon
25-50%	+2 Weapon
51-75%	+3 Weapon
76-90%	+4 Weapon
91-98%	+5 Weapon
99-100%	Great Sword

Die Roll	Great Sword
1-30%	+3 Flaming Sword
31-45%	+4 Flaming Sword
46-60%	+5 Flaming Sword
61-85%	+5 Ego Sword
86-90%	+6 Ego Sword
91-95%	+7 Ego Sword
96%	+8 Bleeding Sword
97%	+9 Dancing Sword
98%	+10 Bane Sword
99%	+10 Vorpal Blade
100%	+10 Holy Sword

Die Roll	Magick armor
1-20%	-1 Magick armor
21-35%	-1 Magick Shield
36-50%	-2 Magick armor
51-65%	-2 Magick Shield
66-80%	-3 Magick armor
81-90%	-3 Magick Shield
91-94%	-4 Magick armor
95-97%	-4 Magick Shield
98%	-5 Magick armor
99%	-5 Magick Shield
100%	-7 Mithril armor

Magick Users: Magick Users will have 1 magical item for every MKL they have attained, in addition to a Magick Focus:

Die Roll	Type of Device
1-25%	Magick Scroll (1 spell)
26-40%	Magick Book (6-36 spells)
41-55%	Magick Weapon
56-70%	Magick Wand or Staff
71-85%	Magick Ring or Amulet

86-100% Potion (1-10 doses)  
Magick Users above MKL 10 will possess at least one Magick Device of Power, with a 5% chance per MKL above 10 of possessing a second device of power.

Clerics: Use the Magick Users guidelines for Clergy and Monks. Fighting Clerics will possess 1 device of Clerical power at best, and check on the Warrior tables for weapons, with Officers in a Military Order being equal to Barons or even titled Nobles. Bishops, Archbishops, Primates, and the like will possess at least one Holy Relic, with a 5% chance per MKL (see table of equivalent measures of magical proficiency in *The Magicians, Part I*). They all will carry 1-10 doses of each of the Holy Waters.

Monsters: If a Monster is in possession of a magical device a check may be made on either the Warrior Table or the Magick Users Table to determine its general nature.

Alchemists: The Alchemist is a continual problem because of the nature of his work. He will possess the usual Magick User's items of proficiency he has attained. An Alchemist's laboratory is a veritable storehouse of Magick materials and Alchemist's materials

Dragons & Dragon Lore.

To the Medieval mind, no legendary creature represented more sheer destructive power than the dread Firedrake, the Dragon. The first rule when dealing with Dragons is to do everything possible to avoid them. They are characteristically found dwelling in large, rocky caves from which sulphurous fumes and smoke issue. If a person comes to a stream that is steaming or black with pitch, he should find the nearest bridge and pay the Troll to cross; it's much safer than swimming or crossing that log footbridge which is nothing more than the back of the Dragon who has disguised himself to trap unwary travellers and invite them to dinner.



Throughout the ages, Dragons have been the bane of the Free Peoples. They are savage, fell monsters with the power to raze entire cities and destroy whole armies. Their lust for treasure rivals that of the Dwarves, and these two great races have come into conflict often with disastrous consequences, especially for the Dwarves. Many vaults of treasure were lost to the foul beasts of the North. In fact, Dragons consumed four of the Dwarves' Seven Rings of Power.

Though the hoards of wealth acquired by Dragons can outshine those entire kingdoms, Dragon-treasure comes at a high price. Many mortals find themselves obsessed with these great stores of riches, so much so that they are willing to die to attain such fortunes for themselves. Although many have fallen under the merciless onslaughts of Dragons, a good number of those who survived were corrupted by their desire for the dragon's hoard and later died fighting over them.

Dragon treasures may include everything from gems, jewels, and gold to works of art, enchanted objects, and lost knowledge in the form of ancient books and scrolls. Though the Wise realise the folly of seeking out Dragons of any breed, at times they are forced to undertake such missions to recover powerful weapons needed in the struggle against the Enemy. This is the most likely reason a company of adventures would encounter a Dragon.

Dragons are, by any standard, huge creatures who dwarf even the Giants. Dragons of 50, 60, even 100 feet in length have been reported by reputable Medieval scholars and poets. They are characterized by venomous and corrosive spittle which drips from long forked tongues that issue forth from great jaws filled with rows of exceedingly sharp teeth. They can breathe a blast of fire from their nostrils which will cremate most creatures on the spot. Even their blood is scalding and corrosive, causing blistering when it touches the skin. Dragons are armored with ironhard scales as well, proof against all except magical weapons save for a small soft spot under the belly near the heart. Their monstrously huge, lashing tails can be used as a terrible weapon, and the largest Dragons can batter and fling the mightiest of lesser creatures for many yards with a mere flick of that tail. Nor are their huge, taloned claws to be discounted, for these, too, are capable of rending a fully armored man into a bloody mass in an instant. Worst

of all, Dragons can fly at great speed on their leathery wings, subjecting the countryside far and wide to devastating air attack. If this were not enough, Dragons are also exceedingly intelligent, and some are masters of spells of *Command*; for Dragons dearly love to talk and have learned to mesmerize a hidden listener with the power of their words.

However, if Dragons are both terrifying (roll a FER CR-6 each turn in his presence unless a Knight of level 15 and reduce the CR penalty by 1 for each level the Dragon is below ancient type), they also have their weaknesses. Considering that their usual occupation is to ravage, pillage, destroy, and scourge the countryside around their lairs, they are notoriously lax about doing their duty. Dragons are very lazy and sluggish creatures, preferring to rest on their reputations rather than to demonstrate their prowess. They are even lazy when it comes to guarding their treasures, often doing so by sleeping on the huge mounds of gold, silver, and jewels or else coiling around it with their vast bulk. But woe betide the mortal who dares flitch so much as a single coin from that great hoard. For if the truth be known, Dragons dote on their treasures and know every piece in it. They immediately sense the loss of any part of their wealth and, after a period of mourning in which they will lovingly fondle the remaining coins and precious cups, necklaces, and gems, they will issue forth from their lairs to vent wrath on the cowering world outside the lair. This may give the thief time to make good his escape, but the vengeful Dragon will destroy the land around about; and the culprit would do well not to return to the area as the surviving inhabitants, no less than the enraged Firedrake, will surely take their vengeance upon him! If one is going to steal from a Dragon, it is best to slay the beast first. For all their terrible might, Dragons are surprisingly mortal. It sometimes chances that a great Hero will acquire a sword of great power or a Magick arrow that will find the heart of the beast and slay him. Blood squeezed from the heart of a Great White Stag shot in the deepest part of the wildest forest will often provide good protection from the breath of the Firedrake (reduce damage to 1/10). An enchanted shield of solid iron will serve to protect the face and body of the would-be Dragon-slayer as he advances quickly toward his foe. Golden Apples gathered on a mysterious island far in the West, near the Pillars of Heracles (Gibraltar) may divert the attention of the Dragon long enough to make the killing stroke. Dragons love puzzles and word games and anything else that challenges their intellect. They love riddles and trick questions. They also enjoy flattery, although they will see through it almost all the time. Nevertheless, they will be better disposed toward a flatterer than to one who is insolent. In general, dragons are very hot-tempered and quick to respond to insult. Dragons have incredibly acute senses of hearing, smell and sight. They can see perfectly in the dark, and they have a 90% chance of detecting physically hidden characters. They have a 75% chance of detecting the presence of invisible or otherwise magically hidden creatures. They will not know the exact location of invisible creatures, although they will be able to guess well enough to hit the character with their breath weapon (if they have one and want to use it). If a great and wise magician can be persuaded to help, powders that can put the Dragon to sleep may be used instead of brute force. It is also known that men with good and comely voices can sing the beasts into a deep slumber. In any event, the Dragon must be subdued if the treasure is to be had. It is also prudent to remember that it is well to step far back after delivering the death blow because Dragons die exceedingly hard and require a considerable amount of space for their death throes, with much thrashing and roaring. If at all possible, the Dragon will attempt one last act of vengeance before it expires and/or curse his slayer.

Dragons generally prefer to live in caves, narrow at their open ends, but gradually widening into long, deep caverns. The mouth of the cavern will usually just be large enough for the dragon to pass with folded wings, while the main cavern will be spacious enough for the dragon to turn easily. A dragon's lair will usually contain a number of wards to snare the unwary before they can approach the dragon. Dragons have a fierce territorial imperative, attacking any creature that intrudes upon the area surrounding their lair, be it human, another dragon, or some other powerful creature. The area around a dragon's lair will often be a wasteland, devastated by the creature. Dragon lairs themselves will reek horribly, with solid rock floors melted and scarred by the creature's acidic excretions. The air surrounding a dragon is noxious; a dragon's breath is foul, and its aroma sickening. Because of their smell, all creatures fight with -5% to hit the dragon.

The boundless savagery and greed of the Fire-drakes makes them solitary creatures. They shun any semblance of society, interacting with others of their kind only to breed. Even the young are ousted early from the nest, forcing them to survive on their own or die. For this reason, only the strongest, most cunning, dragons reach adulthood.



## Nature of Dragons

It would be a mistake to think of dragons as invariably malevolent and destructive creatures, for they were not. The greatest dragons were worshipped as gods, for they were mighty elemental forces whose activities brought rain to water crops and gave great benefit to humanity. Such dragons were regarded with awe, and even affection, for their wisdom and their powers to confer blessings on the deserving.

On rare occasions, a human became acquainted with a dragon willing to tolerate him. Though actual friendship was unlikely, the dragon would sometimes condescend to impart some gem of ancient or arcane knowledge. There are even rarer instances when a benevolent dragon gave its support (usually in the form of advice) to a royal line. However, the fact is that most dragons went about their affairs without involving themselves directly in the affairs of men. Dragons were indifferent toward people and usually ignored them as insignificant creatures quite undeserving of notice or attention.

Dragons were incredibly proud creatures, often to the point of unbearable arrogance. They had a strong sense of honor, and to offend their very demanding code was guaranteed to earn their terrible wrath. It is also well to remember that it was in the nature of dragons to hold an entire race responsible for the wrongful acts of single individuals, and to never forget a slight.

At such times, terror and calamity rode the skies on mighty wings. Dragons never did anything by halves; when moved to action, they used all of their immense powers to perform whatever task they set themselves, and they were implacable in their pursuit of their goals, never ceasing in their efforts. This was never more true than in their pursuit of vengeance. Usually, an angry and destructive dragon was acting out of response to some "injury" which it had suffered at the hands of another being. There are numerous tales of entire lands being devastated and whole population being decimated in reprisal for the theft of a single item of treasure from the dragon's hoard!

Dragons are reptiles possessed of a spirit of malice and evil. They are powerful and greedy, highly intelligent and immensely strong. These, are divided into three distinct strains: Fire-drakes, Winged-drakes, and Cold-drakes.

## Cold Drakes

Little is known of the history of the Coldrakes (also known as Great Worms). They are believed to be a failed experiment of Morgoth, a step along the road to the breeding of the stock of Firedrakes (whose breeding later gave rise to the Winged-drakes). Whether the Great Enemy abandoned the Cold-drakes or was unable to maintain control over these, the most bestial of the three strains, is unknown by the Wise. In any case, unlike the Fire-drakes or Winged-drakes, they were never used in service to the Enemy.

Durin's Folk were driven from the Grey Mountains in TA 2589, after a Cold-drake slew Dáin I and his son Frór. Since then, no Cold-drakes have been sighted outside of the Grey Mountains or the wastes to the North. Indeed Cold-drakes are found only among the Grey Mountains and in the cold wastes beyond. They never venture far from their lairs, lacking the mobility of the Winged-drakes. Cold-drakes are immense creatures, larger, stronger, and more agile than their brethren the Firedrakes.

They are covered in impenetrable scales, range in length from 70 to 110 feet, and do not breathe fire as other dragons do. They are viciously solitary, marking their territories to warn off intruders. Those daring to venture into their domains - whether man, beast or dragon - are stalked and killed. The few Cold-drakes living beyond the Grey Mountains in the frozen north are the unrivalled masters of their parts of the Northern Waste. No other predator dares challenge them. These creatures are the true Worms as described in the Dwarven and Elvish legends and are related to the more diminutive Worms that are later described under a separate entry (see Drakes below).

## Fire Drakes



ire-drakes are immense creatures, and are spawned from their cousins the Cold-drakes. These creatures measure around 90 feet from muzzle to tail. Like their cousins the Cold-drakes and Winged-drakes, Fire-drakes are covered in impenetrable scales. Fire-drakes are named such because they can expel a great plume of fire from their maws, incinerating all within the cone of fiery destruction. Unlike the Winged-drakes, however, they possess no wings and cannot fly.

The Fire-drakes were the most common strain of dragon during the First Age. Many Fire-drakes wreaked destruction throughout the ages, including the razing of Gondolin by a host of dragonkind. Fortunately for the Free Peoples, most of the Fire-drakes were slain before the beginning of the Second Age. Only the strongest and most cunning survived. The greatest of all dragons, Glaurung, was a Fire-drake. He and his descendants were known as the Urukloki.

The name Glaurung contains the Sindarin word *glaur* meaning "golden light" and the element *ung* meaning "gloom." He was called Glaurung the Golden. His name may refer to the fires that burned within him; when they were quenched, he was described as "ashen-grey". Glaurung was known as Father of Dragons because he was the first of his kind. Also called the Great Worm, the Worm of Morgoth, the Great Worm of Angband, and the Gold-Worm of Angband. Glaurung's body was covered with hard armor except for his underbelly which was soft and vulnerable. Glaurung did not have wings and could not fly. He crawled or slithered on his belly like a worm. He was swift and lithe though he was of great size. Glaurung had sharper eyesight than the Eagles or Elves, and his hearing was keen as well. His body gave off heat and a terrible stench. Glaurung's strength came from the evil spirit within him which also enabled him to speak. Those who looked into his eyes fell under his spell and he was able to manipulate them. Glaurung had a strong will and he was cunning and malicious.

After the Second Age, Fire-drakes can be found only in deep underground caverns, secret places where they can store their treasures without fear of discovery, for they have no more interest in the fate of the world or of the creatures that scurry across its surface. They seek only to rest, weary as they are from their long service to the Enemy. They could not be commanded to return by the Enemy unless he posses the One Ring.

The boundless savagery and greed of the Fire-drakes makes them the most solitary of the three types of dragons. They shun any semblance of society, interacting with others of their kind only to breed. Even the young are ousted early from the nest, forcing them to survive on their own or die. For this reason, only the strongest, most cunning, dragons reach adulthood.

## Winged Drakes



Winged-drakes are considered the greatest of their kindred. Like Fire-drakes, they can spew forth jets of fire from their maws. Also, they can fly, enabling them to spread their paths of destruction far and wide. Of the three types of dragons, the Winged-drakes are the most numerous - relatively speaking - in the Third and Fourth Ages. Among the best known of this breed are Ancalagon the Black, Scatha the Worm of the Grey Mountains, and Smaug the Golden.

Ancalagon the Black is considered to have been the greatest dragon of Morgoth, undoubtedly the largest, and is often referred to as the 'father of the winged-drakes'. He was so large that his wings were able to blot out the light of the sun, even from afar, and his body was able to crush the volcanic Thangorodrim, the highest peaks in Beleriand. Like all other Urukloki, Ancalagon breathed fire, which was said to be hotter than any other known flame. (Though Gandalf noted that Ancalagon could not have melted the One Ring that was made by Sauron.) Ancalagon the Black first appeared during the War of Wrath at the end of the First Age. Morgoth was losing the war and he released the winged Dragons from Angband in a final attempt to defeat the Host of the Valar. Winged Dragons had never been seen before and at first the host of the Valar retreated. The name Ancalagon is composed of the Sindarin words *anc* meaning "jaw, row of teeth" and *alag* meaning "rushing." The name is translated as "Biting Storm."

Smaug was the greatest Dragon in the latter part of the Third Age. He was intelligent and cunning and was able to speak the Common Speech. With his gaze he could put people under a dragon-spell and compel them to do his bidding. He had sharp claws and teeth, a long tail, and great wings that could be folded when at rest. Smaug was red-golden in color and was covered with hard scales. His underbelly was pale and was encrusted with gems, but unbeknownst to Smaug there was a bare patch in the hollow of his left breast. Nothing is known about Smaug's origins. In 2770 of the Third Age he came out of the North and descended upon the Lonely Mountain, where the Dwarves had a prosperous kingdom. He set fire to the woods and to the town of Dale and he slew the Dwarves and Men who tried to oppose him. Then Smaug entered the Lonely Mountain through the Front Gate and routed the Dwarves from the halls and tunnels. Thrór, the King Under the Mountain, was able to escape through a secret door with his son Thrain and they fled with the remainder of their people. Girion, Lord of Dale, was killed but he sent his wife and child to safety in Lake-town. In the vast dungeon-hall at the Mountain's root, Smaug amassed the treasures of the Lonely Mountain into a great pile which he used as a bed. He emerged from the mountain from time to time to hunt prey, particularly maidens, until Dale was deserted. Lake-town on Long Lake was the closest to the Lonely Mountain that anyone dared to live.

The Winged-drakes are set apart from their brethren by their great wings, whose span is equal to the length of their bodies, up to 70 feet. Winged-drakes grow up to 70 feet in length. The Winged-drakes

are the royalty of dragons. They maintain a definitive hierarchy determined solely by the size of each dragon's hoard. Female Winged-drakes are highly prized and protected. Male dragons wishing to mate must offer a female sufficient treasure - or service in the form of protection - to gain her willingness to spawn offspring. For this reason, female Winged-drakes, though less seen, are among the wealthiest of the breed.

Though they rarely work together, except under the duress of the Enemy, Winged-drakes never attack one another over treasure or for any other reason. At the same time, they never come to the aid of another, unless it is a female to whom they owe protection.

The great host of the Winged-drakes first appeared in the Great Battle that ended the First Age. Those winged dragons that survived retreated into their mountain homes, neither seen nor heard from again until Third Age 2570, when they reappeared in the Grey Mountains to make war on the Dwarves and the Eóthéod. By Third Age 2589, the combined forces of the Winged-drakes and the Cold-drakes forced the Dwarves to flee the Grey Mountains.

In Third Age 1981, around the time the Dwarves were expelled from Moria, the winged dragon known as Scatha made his lair deep in the Grey Mountains, taking possession of a lost Dwarf-hoard. When Fram son of Frumgar of the Eóthéod slew the beast, the riches became the centre of a great dispute between men and dwarves, both of whom laid claim to the vast treasure. In the end, the rival parties slew each other, furthering the belief in the curse of dragon-treasure. Many years later, Eomer of Rohan bestowed upon Meriadoc Brandybuck the Horn of Buckland, one of the items from Scatha's hoard.

In Third Age 2770, Smaug, hearing of the great wealth of the Dwarves, emerged from a long slumber to assail the Dwarf-kingdom of Erebor, east of Mirkwood. So massive was the onslaught that most of the dwarves within the Lonely Mountain were annihilated, as well as the nearby town of Dale. Smaug then collected all the treasures of Dale and Erebor, gathering them into one hoard upon which he rested for decades.

Realising the devastation that might be wrought if the Enemy should manage to gain control over the beast, Gandalf assembled a company of dwarves under the leadership of Thorin Oakenshield - which included the hobbit Bilbo Baggins - and led them in an assault on the Lonely Mountain in the year Third Age 2941. In the end, a man called Bard of Dale pierced the single unarmoured spot on the dragon's underbelly, and the dead beast plummeted into the Long Lake, destroying the lake-town of Esgaroth. From then on, all inhabitants of Esgaroth avoided the place where Smaug fell, fearing the dragon's remains have cursed the area forever.

## Winged Terror



othing in Dragon Lore is simple and straightforward; however terrible they were in their fierceness and destructiveness, dragons have also been admired for their power, and have been chosen by many ambitious men as symbols of their own greatness and nobility.

In the most ancient and authentic accounts, dragons appear as fire-breathing, water-poisoning, incredibly destructive predators able to ravage entire kingdoms. They were the direct agents of Chaos itself, bringing plague, starvation, desolation, and death. It is clear that these colossal creatures of destruction had to be slain down to the very last and least of them, for the mortal races could never hope to truly survive and prosper for so long as dragons held sway over the world.

Scholars and chroniclers agree on some details. First, dragons were as old as creation itself. They were serpentine creatures, protected by body armor of overlapping scales that were harder than iron. The great-est dragons were equipped with huge claws to grasp and shred, crushing jaws more formidable than those of any tyrannosaur, and a lashing tail able to break and toss aside the largest of creatures with a flick of amused irritation. Reeking of brimstone, their scorching breath was enough to choke and suffocate anyone caught in the cloud snorted from their nostrils. Dragon fire was the hottest of all fires, and could cremate most creatures in a single charring blast. Even the blood of dragons was corrosive, the merest drop burning exposed flesh clean down to the bone!

Nor were the dragons lumbering, slow beasts; despite their size and mass, they could run or slither on land far faster than any man, sometimes faster than any horse. Many dragons could take to the air on great leathery wings to soar with the fastest hawks, and faster still, carrying their terrible armaments overhead to subject an entire countryside to their angry whims.

Dragons had preternaturally keen senses, but it was often their vision that was the most keen, their eyes sharper than those of an eagle. Their baleful gaze was more terrible than that of a Basilisk, for a mighty intelligence gleamed behind those glowing serpent's eyes, whose unwavering gaze could transfix the bravest hero with fear. Just to stand face-to-face with a Dragon required a constant "morale check" to stave off panic-stricken flight. In a dragon's fierce eyes even a fool could read the dragon's knowledge of its undoubted power to grant life or death as it willed.

That experience we can scarcely imagine today, but rest assured that it was truly humbling. In the eyes of the dragon was the terrible reality that this was no mere beast but one of the rulers of the elements, wind, and water, and fire, and earth! Even the least of dragonkind represented forces of starkly unthinkable power, for the dragon races were the last of the Great Ones of the First World. They were descended from the very blood of the Titans of Chaos that existed before time itself and from whose bones and flesh and blood the earth and the seas were fashioned. They were of the race of such monsters as Typhon and Tiamat, Apep and Jormungandr. Dragons were the riders of the clouds, sheer disorder and destruction incarnate in the mightiest beings that ever walked



the earth, swam the waters, or flew through the skies, terrible bringers of storms and disasters that ravaged entire lands, fierce beings whose leathery wings beat with the sound of thunder as they passed across the earth to hunt beneath the sun and moon and stars!

The type of Dragon encountered will be learned when the beast is actually seen, although tracks may give a general idea of its approximate size and power. Dragons acquire 1 experience factor per 2 years of life to a maximum of 250 experience factors:

**YOUNG DRAGONS:** 10 to 100 years old, 10 feet long + 1 foot for every years of age and weighing 200 Dr. per foot of length. The body of the Dragon will sustain 20 points of damage + 5 points for every foot of length. IQ and Wisdom range from 4 + 3D6; FER/20.

<u>% Hit</u>	<u>Weapons</u>	<u>armor Class and Vulnerability</u>
+30%	4xWDF MLC 6 claws (5 blows per turn)	Class 7, with a vulnerable spot over the heart at Class 3. In each turn in which the Dragon is using claws or fangs or is flying overhead, there is a 5% chance +2% per level of his chief assailant that he will expose his vulnerable belly. Opponents have a 2% chance per dexterity point of being able to exploit the opportunity, and then if the blow strikes a critical hit mortal wound. The mortally wounded Dragon will take 1-3 turns to die thereafter, but may not move more than 50 feet per turn.
+35%	4xWDF MLB 3 fangs (2 bites per turn)	
25%	<b>Tail Bash:</b> 1-10 points of damage plus automatic bash for 5-30 feet. Targets may dodge. (1-2 lashes of the tail per turn at enemies to the side or rear)	
50%	<b>Fiery Breath:</b> 5 + 1-20 points of fire damage in a cone 20 feet long and 5 feet wide at the far end. Targets may dodge. (2 blasts of fire per turn) <b>Acid Venom:</b> If bitten by the Dragon, there is a 75% chance - 5% for each armor class worn by a victim (-5% per Magick increment as well) that he will sustain 1-10 points of damage from the blistering venom.	

**MATURE DRAGONS:** 100 to 200 years old, 20 feet long + 1 foot for every 10 years of age and weighing 250 Dr. per foot of length. The body of the Dragon will sustain 60 points of damage + 3 points for every foot of length. IQ and Wisdom range from 10 + 2D6; FER/20.

<u>% Hit</u>	<u>Weapons</u>	<u>armor Class and Vulnerability</u>
+35%	4xWDF MGC 10 claws (5 blows per turn)	Class 8, with a vulnerable spot over the heart at Class 5. In each turn in which the Dragon is using claws or fangs or is flying overhead, there is a 5% chance +2% per level of his chief assailant that he will expose his vulnerable belly. Opponents have a 2% chance per dexterity point of being able to exploit the opportunity, and then if the blow strikes a critical hit mortal wound. The mortally wounded Dragon will take 1-6 turns to die thereafter, but may not move more than 60 feet per turn.
+40%	4xWDF MGB 8 fangs (2 bites per turn)	
30%	<b>Tail Bash:</b> 1-20 points of damage with a 40% chance of a critical hit against creatures in armor class 0-5 and under 1000dr or 20% for creatures over armor class 5. Automatic bash for 5-30 feet. Targets may dodge. (1-2 lashes of the tail per turn at enemies to the side or rear)	
50%	<b>Fiery Breath:</b> 10 + 1-20 points of fire damage in a cone 30 feet long and 7 feet wide at the far end. Targets may dodge. (3 blasts of fire per turn) <b>Acid Venom:</b> If bitten by the Dragon, there is a 75% chance - 5% for each armor class worn by a victim (-5% per Magick increment as well) that he will sustain 1-10 points of damage from the blistering venom.	

**OLD AND ANCIENT DRAGONS:** 200 to 1000 years old, 40 feet long + 1 foot for every 10 years of age and weighing 300 Dr. per foot of length. The body of the Dragon will sustain 100 points of damage + 3 points for every foot of length. IQ and Wisdom range from 10 + 2D6 with +1 point for every 100 years over 500; FER/20. Old Dragons are talkers and have mastered 1 level of spells of Command per 150 years of age.

<u>% Hit</u>	<u>Weapons</u>	<u>armor Class and Vulnerability</u>
+35%	5xWDF MGC 10 claws (5 blows per turn)	Class 10, with a vulnerable spot over the heart at Class 6. In each turn in which the Dragon is using claws or fangs or is flying overhead, there is a 5% chance +2% per level of his chief assailant that he will expose his vulnerable belly. Opponents have a 2% chance per dexterity point of being able to exploit the opportunity, and then if the blow strikes a critical hit mortal wound. The mortally wounded Dragon will take 1-10 turns to die thereafter, but may not move more than 60 feet per turn.
+40%	5xWDF MGB 8 fangs (2 bites per turn)	
25%	<b>Tail Bash:</b> 5 + 1-20 points of damage with a 40% chance of a critical hit against creatures in armor class 0-5 and under 1000dr or 20% for creatures over armor class 5. Automatic bash for 5-30 feet. Targets may dodge. (1-2 lashes of the tail per turn at enemies to the side or rear)	
50%	<b>Fiery Breath:</b> 10 + 7-42 points of fire damage in a cone 60 feet long and 10 feet wide at the far end. Targets may dodge. (3 blasts of fire per turn) <b>Acid Venom:</b> If bitten by the Dragon, there is a 75% chance - 5% for each armor class worn by a victim (-5% per Magick increment as well) that he will sustain 1-10 points of damage from the blistering venom.	

Failure to make a killing blow when the opportunity first presents itself results in the Dragon becoming defensive and exposing itself -5% as often. It should also be noted that critical hits do double damage to Dragons but have no other effect.

All Dragons move 60 feet per turn and charge at 180 feet per turn. When flying, they move at a breathtaking 650 feet per turn and can dodge at -50% when under missile attack. Poisons have no effect on Dragons unless delivered in massive quantities (6-36 doses), fire has no effect on them, but Cold or Ice will do double damage if they are breathing fire at the time.

**POWERS OF DRAGONS**

**Beguide:** When a character encounters a dragon at close quarters, the dragon can attempt to beguile the character. All characters in close quarters with a dragon must succeed in a WIS CR or look into the eyes of the dragon. Once this has occurred, the character has 60% - Dragons Bardic Voice to resist. Should the character fail in the resistance roll, they will become stupefied and unable to do anything. They will suffer memory loss and be unable to remember who they are or why they are where they are or even where they have been. This stupefaction will last for a number of days equal to the dragons Wisdom. After the beguilement wears off, the character will regain their memories only slowly, over a period of months. Even so, the character will forget all contact with the dragon has occurred.

**Bewilder:** Through its superior intellect, a Firedrake can confuse any opponent with whom it converses. Every round the Fire-drake speaks all those able to hear its words must succeed in an INT CR or be unable to act for a Combat Round due to their confusion.

**ENCOUNTERING DRAGONS:** When a Dragon is encountered one of the following situations in fact has occurred. Roll percentage dice:

- 1-45% = Dragon Tracks: Party may elect to follow the tracks or else continue on. If the group decide to avoid the pursuit, roll for Dragons in the next hour.
- 46-55% = Party sees smoke issuing from a cave in the distance and may elect to make an investigation or else avoid the place.
- 56-60% = Party comes upon a stream that is seething and steaming. 1-40% chance that a Dragon will appear if anyone attempts to wade or swim across. Beware of any log bridges across the stream; 1-35% chance it is the Dragon! However, sneak attacks against the log have a 1-80% chance of failure if it is the Dragon, as he is prepared for such an event and is watchful.
- 61-65% = Party hears the shrieks of a maiden in distress and the roaring of the Dragon.
- 66-70% = Party sees a Dragon flying overhead, wreathed in its own flames. In the day, the Dragon has a 1-60 chance of seeing the party, but the party itself has a 1-50% chance of getting undercover before it is seen.
- 71-85% = Party sees or hears a Dragon in the distance and either evades or attacks.
- 81-100% = Party is ambushed by a Dragon. Roll percentage dice:
  - 1-75% = Young Dragon
  - 76-80% = Mature Dragon
  - 81-85% = Old or Ancient Dragon
  - 86-90% = The Blatant Beast (See Below)
  - 91-100% = Tracks of the Questing Beast (See Below)

**STALKING THE DRAGON IN HIS LAIR:** If the party is intrepid enough to investigate the cave of a Dragon, use the 81-100% Ambush table above for the level of the Dragon. The Dragon will be doing one of the following things:

- 1-40% = Sleeping! Use the Surprise rules to determine whether the Dragon hears the intruders and awakens. Increase the percentage of hearing by 1-20% and check instantly when the character is within 10 feet of the Dragon.
- 41-50% = Feigning Sleep! The Dragon knows the party is coming and will surprise them when he is ready.
- 51-60% = Awake and Talking! The Dragon hears the party approaching and speaks to the intruders when they reach the edge of his cavern at the end of the tunnel. Old Dragons will have Command Spells to the Third Circle and will employ them 1-50% of the time. Ancient Dragons (500 years old and more) will do so 80% of the time. Range: 20 feet per 100 years.
- 61-100% = Dragon seems to be absent for the moment. However, Dragons always seem to turn up at the last minute Check each turn at 1-15% chance he will in fact appear.

**THE DRAGON HORDE:** Dragons have always been associated with treasure. Some of the treasure hoards amassed by dragons are truly stupendous by any standards, and might even seem excessive; however, it should be remembered that dragons are not your usual monsters by any means. The sheer length of their lives is enough to ensure that old dragons will have come into possession of considerable treasure. As a rule of thumb, the older the dragon, the larger its hoard.

Seeing as several of the most powerful dragon types are highly acquisitive by nature and actively seek to amass treasure, there should be no wondering at the great quantities of it that they accumulate in their hoards over the course of centuries.

Firedrakes, in particular, are notorious for the vastness of their hoards. The likelihood is actually quite high that an ancient Firedrake has gained possession of the entire treasury of some forgotten, once great nation; thus, there could be a ton or more of gold, and many tons of silver, not to mention numerous other items of value, in a treasure hoard guarded by an ancient dragon whose life is measured in thousands of years.

The size of such treasures should not prove daunting to GMs desiring to maintain "play balance" in their campaigns. First of all, in *Chivalry & Sorcery*, many of the coins in such hoards are ancient and often quite identifiable as coming from unusual sources, to say the least. Anyone circulating such coins in any significant quantities would soon draw the attention of those who might well consider attempting to acquire the whole of such a treasure - by whatever means necessary! Indeed, many legends are very clear about the gold lust that even a rumor of a dragon hoard raises in most otherwise reasonable and even fair men, leading them to do things they would ordinarily never dream of doing. The basest of treacheries and the most ferocious wars are often triggered by the discovery of a dragon's treasure.

Secondly, the lair of a dragon is never easily accessible. A Firedrake typically nests in a cavern deep within a high mountain, in a remote region that cannot be easily be penetrated. Swamp Dragons live in water-filled caves at the bottom of deep "knucker holes". Wyverns, when they possess treasure (not a likely possibility unless they are quite old), are usually guarding hoards in ancient ruins that are often haunted by a variety of other nasty creatures and supernatural beings one would rather not meet.

Even when the general location of a lair is reached, actually finding it and getting into it is therefore quite difficult. As the dragon is usually present and vigilantly guarding its treasure, the actual theft of even a part of a dragon's hoard is never a simple task, and the risks involved are often in direct proportion to the size of the treasure.

The older the hoard, the greater the chance there will be a few weapons and armor of very high quality and possibly also containing special enchantments.

Magical Items include a wide variety of things. The GM must decide on the number and nature of any particular item in this category. As a guideline, remember that the older the hoard, the greater the chance there is that some items will be of great magical power or significance.

Devices (rings, wands, staves, potions, etc.) will be functioning magical artifacts capable of casting spells and are rated according to the number of spells and charges they contain. How many devices there are and the specific spells contained within a given device is at the GM's discretion. Books and scrolls contain information on spells, the fashioning of magical devices, or some subject touching upon magick. Scrolls each consist of one page, and deal with a single subject.

Type of Dragon	Gold Pieces	Silver Pieces	Gems*	Jewelry & Cups**
Young Dragon	10 x Age	100 x Age	1-6 / 20 years	1-6 / 20 years
Mature Dragon	20 x Age	200 x Age	1-6 / 20 years	1-6 / 20 years
Old Dragon	40 x Age	700 x Age	1-6 / 20 years	2-12 / 20 years
Ancient Dragon	160 x Age	1000 x Age	3-18 / 20 years	2-12 / 20 years

\*Each Gem may be 1-20 Ct. in weight and may be appraised by a Dwarf, Goldsmith, or Master Thief on the spot. The type of gem may be specified by the GM.

\*\*Each piece or jewelry or cup is worth 20 GP + 1-100 GP.

The value of gems and jewelry or the types of stones can be established by referring to the *Magick Materials List* in the chapter on *Magicians, Part 1*.

The body of the Dragon itself is a treasure. From 5-30 minimum quantities of material (see *Magick Materials List*) may be collected before the Dragon begins to decompose so badly that they are unusable. Dragons will dry up into a pile of dust or melt into a large grease spot within a very short time, so haste is necessary.

If a dragon is slain, it can cast a death curse on its treasure. The curse can be more specific at the GM's option, but in general the curse will be one of bad luck.

**EXPERIENCE AWARD FOR DRAGON-SLAYING:** 100 exp. Bonus x Hit Point of the Dragon, to a maximum of 25000. If slain by a single character (either by attrition or by mortal blow), that character will be Knighted if Commoner or else is raised to the peerage if a Knight. Also, a Dragon-Slayer brings a FER CR-4 when confronting his enemies, who would have reason to fear him. Honour awarded = Hit Point of the Dragon.

**THE BLATANT BEAST:** The Blatant Beast is a Dragon with a passionate love of good poetry. He will stop anyone he meets and demand a poem. If he likes the recitation, he will allow the wayfarers to continue. If he does not, he may sometimes give the offending mortal a second chance, but often simply makes a meal of him and his friends. The Blatant Beast is an Ancient Dragon with IQ and Wisdom of 20+. The chance of his liking a poem is related directly to Bardic Voice, with a 3% chance per Bardic Voice point possessed by the reciter that the Beast will approve of the poem. Troubadours and Enchanters add +10% to their chances of pleasing the Beast. Also check to see how pleased he is:

1-10% = Blatant Beast is ecstatic. Being a mine of information about Ancient Lore and knowing much information about practically everything, he will answer each of 3 questions accurately 75% of the time. He is not a god, however, and simply cannot know the deepest secrets or obscurities.

11-50% = Blatant Beast will remember the reciter the next time

he sees him and greet him with comradely pleasantries because he enjoyed the poem.

51-100% = Blatant Beast is pacified by the quality of the poem chosen and the recitation but he allows that he has heard better.

One must be careful to always address the Blatant Beast as My Lord or Your Grace, as he regards himself as being of high noble rank (as do all Dragons). Any disrespect, especially on the part of commoners, will be dealt with forthwith. Nobles offending the Blatant Beast are instantly challenged to a Trial at Arms to settle the breach of Honour and Courtesy! He has an experience factor of 500! Fortunately, he is on good terms with Magick Users and they never fight due to the Lore the Blatant Beast has acquired.

**THE QUESTING BEAST:** The Questing Beast, or the Beast Glatissant (Barking Beast), has the head and neck of a serpent, the body of a leopard, the haunches of a lion and the feet of a hart. Its name comes from the great noise it emits from its belly, a barking like "thirty couple hounds questing". Merlin reveals the Questing Beast had been borne of a human woman, a princess who lusted after her own brother. She slept with a devil who had promised to make the boy love her, but the devil manipulated her into accusing her brother of rape. Their father had him torn apart by dogs, but before he died he prophesied his sister would give birth to an abomination that would make the same sounds as the pack of dogs that killed him. The beast has been taken as a symbol of the incest, violence, and chaos that eventually destroys Arthur's Kingdom. The Questing Beast is believed to be a Dragon, but no one is exactly sure because it is so elusive. Its track always begins as a Dragon's track, then changes into that of some other animal. The nature of the track is continually changing every few hundred yards, confusing the tracker and making the hunt exceedingly difficult. Any Forester or Knight who has any passion for hunting at all has a 10% chance of falling under the spell of the Questing Beast and will set out for distant parts each time he hears of these very mysterious tracks being seen. There is no cure for this mania once required.

**EXPERIENCE FOR SLAYING DRAGONS:** Experience for slaying Dragons is 100 Experience Points x hit points of the Dragon. However, if it is slain by a mortal blow, 200 Experience Points x hit points are awarded and the slayer is Knighted if a commoner or else is raised to the peerage if a Knight.

## Lycanthropes

Lycanthropes or shape-shifters are humans who have acquired the ability to alter their shapes to that of some beast. There are several kinds of Lycanthrope:



1. Magick Users may learn spells permitting them to make enchanted garments like a wolf shirt which can be donned to turn the wearer into a beast. The Ancient Lore spell of **SHAPE CHANGE** enables a Magician to cast a spell which alters his shape or that of some subject to an animal form. The creature will exhibit the characteristics of the natural animal, except that Body and Fatigue Levels will never be less than that of the man. The subject must strip naked and hide his garments before affecting the change. The **SHAPE CHANGE** enchantment has a duration of only 24 hours. The time period can be extended safely to 3 days through the wearing of an Enchanted garment. An example is the legendary Nordic 'Wolf Shirt'. Such garments are usually cloaks, robes, or shirts made from the hide of the animal into which the **CHANGE** will be made, plus 6 other magical materials, all Enchanted to BMR/E. The **SHAPE CHANGE** spell must be cast into the garment once per week for 22 weeks. The wearer must strip naked and hide his garments before donning the Garment of Change. If unable to recover his clothes in 3 days, the wearer is unable to **CHANGE** back to human form and is trapped in the animal shape until released by the kiss of a Princess. If he is unable to recover his clothes, he cannot change back; and in three days the change becomes permanent. Such a creature is actually a man in beast form, and he does not lose the ability to think as a man until the change becomes permanent. The beast has the body and the fatigue of the man, but regenerates wounds at +2 damage points per turn. All of the abilities and natural weapons of the beast whose form he wears are granted to him. If the change becomes irreversible, the creature turns into a true Lycanthrope. The advantage of such a shape-change is that a wide variety of creatures'

forms may be assumed and the man in such form may communicate with beasts of his kind.

2. Persons capable of trance states may acquire the natural ability to assume the shape of a beast. Any offspring of a true Lycanthrope has a 25% chance of having such an ability. Also Natural Magicians have such talents in cases where a Totem Animal serves as their Spirit Guide. The person retains his own form, totally under a trance, while his spirit walks forth in the guise of his animal. The trance is at Level II, and Primitive Talents and offspring of Lycanthropes are treated as Shaman types for determining the danger point of the trance. A man under such a trance may remain in animal form until the creature is slain, whereupon the spirit returns to his body and he awakens. If the Werebeast is slain, the spirit of the person will return immediately to the man, with a 25% chance of 1D10 points of damage being inflicted on his Body Levels. If the man is attacked while he is in a trance-state, he will be unable to defend himself. His spirit will be out of his body at the time, trapped in the Wraith-world, and so resurrection will be impossible. Of course, prolonged trance brings many grave risks, as outlined in the chapter on Sorcery. The beast has all of the traits of the true Lycanthrope, except that the man is in complete control and is not in danger of possession by the nature of the beast unless the trance is prolonged. Shaman have a wider range of Shapes into which they can change than do Dance-Chant Magicians, Primitive Talents, and offsprings of Lycanthropes, who are limited to only one creature. Shaman can also assume the demon forms of their Totem Spirits, with ever-increasing power available to them as their command of Trances is increased.
3. The true Lycanthrope is the most dangerous of all, for the beast is utterly savage and murderous. Persons acquire the ability to literally and completely shift their shapes to those of some beast only by being bitten by a were-beast and then becoming infected with the disease of Lycanthropy (1-20% chance). The beast will completely possess them and dominate their Natures. If a person is so infected, a Cleric will have one chance to Cure the disease within 3 days after the infection began, with a 25% chance of success. True Lycanthropes may change form voluntarily to beast form 3 times per month, for a period not exceeding one night per change. A change may be made in any dark place, such as during the night or while under the earth. Daylight automatically reverses the process. Also, for 3 nights per month, during the Full moon, he will automatically become his were animal from moonrise to moonset, unless protected by powerful enchantments to retard the process.
  - a) The true Lycanthrope will be a werewolf, werebear, wereboar, werelion, weretiger, or wererat. See the Animal Profiles for details.
  - b) The true Lycanthrope regenerates damage at +1 point per turn when in human form and +5 points per turn when in beast form.
  - c) When in beast form, the true Lycanthrope cannot be harmed by ordinary weapons. Magick weapons and spells do half-damage. Only silver-tipped arrows and weapons enchanted as banes (e.g.: sword vs. Lycanthropes) will do full damage. However, if a critical hit is scored, the beast will be affected by stunning, loss of blows, temporary paralysis from spinal hits, and the like. Decapitation and instant kills are sufficient to render the beast unconscious for 1-3 turns.
  - d) If a were-beast is killed, it will regenerate back to life unless burned by fire and the ashes are scattered by a Priest, Monk, or Fighting Cleric of purely lawful alignment. Non-clerics may prevent regeneration 1-75% of the time by leaving a silver cross on the ashes.
  - e) A were-beast will automatically check morale at FER CR-5 when faced by fire (which does 1/2 damage but prevents regeneration of that damage for 24 hours), sprinkled by Holy water (which burns like fire), or shot by silver-tipped arrows (which do full damage and prevent regeneration like fire). However, lawful werebeasts are unaffected by Holy Water because they are in the legitimate order of shape shifters and, indeed, are clearly the result of some Divine Agency.
  - f) Lawful were-beasts (Wereboar, Werelion) are dedicated enemies of chaos and never attack lawful beings unless themselves attacked. Neutrals have a 50% chance of being attacked, while chaotics will always be attacked on sight.
  - g) All characters faced by an attack by a true Lycanthrope will check morale as if excessive casualties had been sustained amongst the party. Only a Cleric or a Fighting Cleric, or anyone armed with a Holy Sword or a weapon vs. Lycanthrope will be immune to fear.
  - h) A true Lycanthrope in human form is undetectible but will prefer not to touch silver unless he has to (it burns at a touch but does no damage 90% of the time) because it can do him 1-6 points of damage to the body. He is not affected by Holy Water, but may show revulsion 10% of the time if it is sprinkled on him and he is chaotic in his human alignment. If killed

in human form, the beast remains dead.

- i) A true Lycanthrope will have the same alignment in human form as in his beast form.
- j) In death, a Lycanthrope always reverts to his human form.

In Beast form, weapons and Magicks used against True Lycanthropes have the following effects:

WEAPON TYPE	EFFECT
NATURAL WEAPON	1/2 Damage
OR DINARY WEAPON	1/2 Damage
MAGICK WEAPON	1/2 Damage; Full Damage on Critical Hit.
BANE SWORD	Full Damage; Double Damage on Critical Hit.
SILVER WEAPON	Full Damage (ignore AC effects)
TOUCH BY SILVER	1D10 Damage Points (ignore AC effects)
HOLY WATER	1D10 Damage Points (ignore AC effects)
HOLY SYMBOL	Faith -20% = Hold
SILVER HOLY SYMBOL	Faith -10% = Hold
HOLY RELIC	Faith +10% = Hold; 1/2 Faith % = Flee
HOLY WORD: HOLD	Faith % (+10% with Symbol; +30% with Relic)
WRATH OF GOD	Full Damage
FIRE	1/2 Damage
MAGICK FIRE	Full Damage
EARTH MAGICK	1/2 Damage
WATER MAGICK	1/4 Damage
AIR MAGICK.	1/4 Damage
ILLUSION SPELL.	Save as if INT/10
COMMAND SPELL.	Save as if WIS/14
GREAT COMMAND SPELL	Save as if WIS/14 or OBEY!

In addition, certain materials have the power to hold back some Lycanthropes:

WOLFBANE is unpleasant to Werewolves, wolves, and other canines when Enchanted to BMR/E.

FRESH WOLFBANE in amounts of at least 0.2 dr. can be brandished against attacking Werewolves and canines. It has efficacy for 3D6 weeks after enchantment, after which it could be used in other Wolfbane preparations but is no longer effective in its present form. Fresh Wolfbane has a 25% chance of holding back such beasts from attacking the person holding it, checked each combat turn.

POWDERED WOLFBANE can be mixed with an equal amount of enchanted Bloodroot, Devil's Bow, and Wormwood to produce 4 doses of powders which can be cast in the face of a Werewolf or Canine. Anyone can target on 25% (Magicians can use higher personal targeting percentages). If successful, roll 1D100: 01-10 = Beast flees in panic and cannot return for 1D10 turns; 11-25 = Beast is blinded and cannot attack for 1 D6 blows, only Dodge; 26-50 = Beast is held back for 1 combat turn; 51-00 = Beast suffers 1D6 points of damage (applied to 01-50 results as well). Range = 5 feet.

UNGUENT OF WOLFBANE is prepared by mixing 0.2 dr. of enchanted Wolfbane with 0.1 dr. of Sulphur, 0.5 pt. Olive Oil (0.5 dr.), and 0.5 dr. Lard, Also Enchanted. This results in 13 doses of unguent, which can be rubbed into the flesh to provide 30 minutes of protection. The Unguent of Wolfbane reduces a Werewolf's or canine's attacks against the wearer by -10% (what canine would willingly sink his fangs into something so unpleasant in smell and taste), and otherwise acts as Fresh Wolfbane.

CATNIP may be prepared in the same manner as described for Wolfbane, producing similar effects when used against Werelions, Weretigers, and other Felines. Catnip, normally attractive to felines, is reversed in its powers when Enchanted under the light of the Full Moon. If not done at this time, the preparations have the reverse effect-- i.e.: attract rather than hold back; produce ferocity rather than fleeing; or increase beast hit probability by +10% rather than blinding or reducing striking ability; and causing no damage to the creatures.

Slaying a were creature brings 150 + 1D100 Honour points.



**Weres, Born and Made:** Although there are many types of lycanthropes, the first and easiest division of such creatures is into those that are born lycanthropes, and those unfortunates who become lycanthropes as the result of an attack from one (either born or made). Born lycanthropes are simply the children of other lycanthropes; they appear as ordinary human children, apart from certain identifying characteristics specific to their type of lycanthropy. Such children will change shape for the first time shortly after the onset of puberty (usually about the age of thirteen). If they are fortunate enough to still be with their parents at this time, they can be guided through the dangerous

immature phase of their inherited condition with care, emerging at age eighteen or so as fully mature weres. Such lycanthropes tend to be the best of their kind at survival, as they have had the expert guidance of their parents in dealing with human society, and are comfortable with the restrictions that lycanthropy applies on their lives.

Should a lycanthrope and an ordinary human being have a child, there is only a 25% chance that the child will also be a lycanthrope; thus, most lycanthropes prefer other lycanthropes as partners, if they can find them. In addition to being born a lycanthrope, a human may become a lycanthrope as the result of having been attacked by one in wereform. Such victims have a 2% chance per point of Body damage inflicted by the lycanthrope's bite (and only the bite, if the lycanthrope has other attacks) of becoming a lycanthrope, with their first change occurring at the next full moon (see below). As this is essentially a Curse, Remove Curse can prevent the onset of lycanthropy, if it is cast before the first transformation into a beast takes place. After that, it is too late for the unfortunate victim; he or she is a lycanthrope, and must endure the full immature period of his or her lycanthropy, almost certainly without any assistance whatsoever.

A "made" lycanthrope cannot pass the condition on to their children until they reach the mature phase, although they may well infect any existing children, if they do not kill them outright.

**Conditions of Lycanthropy:** All lycanthropes, whether immature or mature, are subject to the same general conditions governing their changes into beast form. On the night before, the night of, and the night after the full moon, all lycanthropes MUST change into their alternate form between moonrise and moonset. Given the shifting times (no pun intended) at which moonrise and moonset take place, this amounts to changing at sunset on the night before the full moon, with the return to human form coming less than an hour before dawn; spending the entire night in wereform on the night of the full moon; and changing about fifty minutes after sun-set on the night after the full moon, when the lycanthrope will again remain in his transformed shape until dawn. Mature lycanthropes, if they make a Willpower check, can hold off the change for a few minutes (usually to get out of their clothes and away from their friends), but no more than that. Of course, the GM made choose to have the moon (or moons) of his world behave in a different fashion than that of Earth, but be reason-able: the laws of physics should still apply!

Mature lycanthropes gain the power to trigger their transformation into wereform on other nights of the moon's cycle, save only the nights before, of, and after the new moon, when no were can transform themselves. A mature lycanthrope must make a FER CR to trigger the change; more ominously, they must make a similar FER CR in their wereform to change back before the light of dawn does it for them. No lycanthrope can change shape during the day, even if they are far removed from the rays of the sun.

**Advantages of Lycanthropy:** Despite the near-universal contempt in which lycanthropes are held, there are certain advantages to being a lycanthrope. No lycanthrope can be slain, in either human or were form, save by enchanted weapons, silvered weapons (not solid silver, of course, as silver is too soft to hold an edge), or magick. A lycanthrope can be hurt by ordinary weapons; indeed, in human form, the only advantage that a lycanthrope has in this regard is that it takes near-total dismemberment to kill him. In were form, however, lycanthropes regenerate at one Body point per combat round from all wounds save those inflicted by silvered weapons or magical fire, and no amount of dismembering with ordinary weapons can kill them. Many is the party of adventurers that bravely fights off a werecreature, only to find it returning to attack them again an hour later, its wounds completely healed. Of course, lycanthropes can be drowned or poisoned (although they have a good deal of resistance to poison), but mere physical damage only temporarily discomforts them; indeed, lycanthropes have been known to leap off of cliffs to discourage pursuit, knowing, or at least sensing, that they will be able to survive the injuries inflicted by such a fall, and return to seek their vengeance later.

Wounds inflicted on a lycanthrope in one form are carried over proportionally in their other form; thus, if the human form of a werecreature is down half of its Body levels when it changes, the were form is similarly disadvantaged. However, do not forget the regenerating capability of the lycanthrope's were form; a mature lycanthrope will often assume his were form simply in order to take advantage of this accelerated healing.

Lycanthropes also have slightly heightened senses in their human forms, although these are nowhere near so keen as those that they possess in their were forms. Remember, a lycanthrope's were form is at the pinnacle of that particular animal's physical capabilities; adventurers should FEAR the were form of any lycanthrope with good reason, as these creatures are vicious killers.

A mature lycanthrope has a couple of additional advantages over their immature fellows; for one thing, the mature lycanthrope has a measure of control over their changes, as detailed above. They also have a third, intermediate form, combining the features of their human and were shapes, and retaining much of their human intelligence and control. This form varies from were type to were type, but it is always a ghastly amalgam of human and animal, with the combat capability of both forms. The mature lycanthrope's bite still transmits the lycanthropic curse in this form.

Finally, the mature lycanthrope, unlike his immature fellows, is able to blend in with other creatures of his were form. Thus, a mature were wolf is often found leading a pack of ordinary wolves, a mature werelion may lead a pride of lions, etc. Adventurers should take care in such situations, however; a mature lycanthrope may also be found leading a pack of lycanthropes, which are a lot harder to destroy than their natural counterparts!

**Disadvantages of Lycanthropy:** Fortunately for humanity, lycanthropes have several disadvantages to counterbalance their

invulnerabilities and were forms. All lycanthropes are subject to the compulsory changing of their shape on the nights surrounding the full moon, as noted above; no lycanthrope can ever avoid this, although mature lycanthropes can delay the change, as mentioned earlier, for a few minutes at most. Worse yet, as the lycanthrope's change of shape affects only their bodies, and not their possessions, most lycanthropes will find themselves stranded in the countryside at dawn, stark naked, often covered in blood, and usually miles from where they began the evening's "festivities". Of course, this dislocation is usually what allows an immature lycanthrope to realize what is happening to him, but it makes explanations to his relatives a bit of a challenge.

The worst disadvantage that a lycanthrope faces, however, is the almost total lack of control that they have over their were form. A lycanthrope in were form is a beast, through and through, with scarcely a vestige of his human personality remaining. Moreover, the were form tends to be a ravenous predator, killing, as do wolverines, for the sheer joy of it. Mature lycanthropes have a tiny bit of control over their were forms, enough to allow a Willpower check to avoid harming anyone whom they truly care about, but they will still engage in random acts of slaughter, should they encounter anything and anyone that qualifies as prey. Remember, most weres actually seem to seek out those who are most precious to them, tearing out the throats of lovers, friends, and children indiscriminately.

Immature lycanthropes have virtually no memory of their actions in were form when they return to human form, although they may believe that the fuzzy memories that they do retain are simply nightmares, to be forgotten with the morning sun. Mature lycanthropes remember what they have done in were form, making it very difficult for most of them to deal with themselves, if they were good in nature to begin with. It is the nature of lycanthropy to slowly erode the morals of the man into the cruel nature of the ravening beast.

No lycanthrope can bear the touch of silver, in either their human or their were forms. To a lycanthrope, silver is eternally red hot to the touch, and painfully bright to look upon; thus, wounds made by silvered weapons on the were form of a lycanthrope do not regenerate, and, although they can heal naturally, they will always leave obvious scars. In human form, lycanthropes will avoid silver at all costs, using only gold and copper coins, and recoiling uncontrollably when they encounter silver unexpectedly (FER CR-5 not to scream and flinch away from any exposed silver within ten feet). Should a lycanthrope actually come into contact with silver, their flesh will actually start to smoulder and smoke, as the silver burns right through them to the bone.

A lycanthrope changing into his wereform will shred or destroy what-ever clothes he is wearing at the time, unless the were form is much smaller than his human form is (only wererats fit this criterion); thus, most mature lycanthropes, who have a few minutes to prepare themselves, will strip before changing. Should a lycanthrope be so unfortunate as to change while wearing armor, especially heavy armor such as chain mail or plate armor, they will suffer D10 Body damage, and will arrive in their were form in a towering rage or pain and discomfort.

No lycanthrope, mature or otherwise, can enter the confines of a church or shrine while in were form, although the presence of holy things otherwise does not discommode them. A priest wielding a silver holy symbol can force them to make a FER CR-2 or flee (this is as much from the presence of the silver as it is from the Piety of the priest). In human form, a lycanthrope can enter holy shrines without restriction, although an immature lycanthrope will feel a slight degree of discomfort for the first few minutes.

Finally, many lycanthropes can be held at bay, or even driven off, by certain herbs or plants. Such herbal remedies are specific to certain types of lycanthrope; an adventurer trying to use wolvesbane to drive off a weretiger is going to be in for a terrible surprise!

**Lycanthropic Nature and Society:** The defining facet of a lycanthrope's personality is the constant struggle for dominance between his human and bestial natures. Not even a fully mature, born lycanthrope is ever fully at peace, for the involuntary nature of their shapechanges is mirrored in the brutish flares of emotion that their human forms are subject to at varying intervals. The human form of a lycanthrope inevitably begins to reflect certain characteristics of his were form: thus, were-bears tend to bulk up and become rather aloof, weretigers become increasingly solitary, and wereboars develop ferocious tempers. Born lycanthropes whose were forms are those of social creatures will tend to gather in groups, much like the packs, prides, herds, etc. of their alter egos, while those such as the werewolf and weretiger remain solitary. Made lycanthropes, who rarely have any clear idea what is happening to them, tend to have to survive on their own, unless they are fortunate enough to acquire help from their born kindred (a rare thing, as born lycanthropes look down on the made lycanthropes as interlopers in their isolated demesnes).

The human form of a lycanthrope can have any skills that a normal human possesses (save silversmithing, of course). Logically enough, however, born lycanthropes tend to specialize in skills that fit well with their were personae: Hunting and Tracking for werewolves, Fishing for were-bears, etc. Made lycanthropes can have any skills that they possessed when they acquired lycanthropy, and may continue to progress in them, subject only to the occasional interruptions of their curse.

One important note: despite rumors to the contrary, only humans can become lycanthropes. Elves and dwarves are never born with the condition, and cannot acquire it, no matter how many times they are bitten.

It is important for the GM dealing with lycanthropes to remember the distinction between immature and mature lycanthropes. Immature lycanthropes are either very young (in their teens, for born lycanthropes), or extremely inexperienced at dealing with their

were form. Mature lycanthropes, on the other hand, have had at least five years to get used to their natures, and are much less likely to commit the kind of random atrocities that tend to get lycanthropes spitted on the end of a host of silvered spearpoints. Grant them the intelligence to prepare for their transformations, assuming that they have such intelligence in their human forms to begin with (after all, a stupid, mature lycanthrope will hardly do any preparing for the full moon, will he?).

One last note for the GM: should an adventurer become afflicted with lycanthropy, there is no need for the player to give up his character; however, the GM should feel free to make the player suffer through every minute of the five years that his adventurer remains an immature, almost totally out-of-control lycanthrope. Emphasize all of the difficulties involved: lynch mobs, criminal charges, slaughtering friends and relatives, naked strolls through the countryside. If they still want the job, let them have it!

There are several races which possess Lycanthropic characteristics. Generally, these are undetected by any means except the operations of Magick.

**WEREWOLVES** are the best-known of the lycanthropes, and quite likely the most common as well. Unfortunately, because of the undeservedly bad reputation of wolves among men, werewolves are also the most feared and hated of all lycanthropes, and are hunted down without pity or remorse by most human populations.

In human form, werewolves tend to be sharp-featured, shaggy-haired individuals; most tend toward occupations that will give them plenty of opportunities to be outdoors. A child whose eyebrows grow together in the middle, or who has hair on the palms of their hands or the soles of their feet, is said to be destined to become a werewolf, and all werewolves born of werewolf parents have these features. A werewolf's were form is that of a huge, shaggy-haired, gray wolf, at least as large as the largest of natural wolves. The man-wolf form available to a mature werewolf is a hairy, fanged, and clawed monstrosity, resembling a short, very hairy troll (and just about as strong).

In keeping with the nature of their alter egos as pack animals, werewolves, particularly born ones, will always try to gather together into small to medium-sized family groupings. Although they are not so obsessed with pack status as their wolfish brethren, a werewolf band will be led by the strongest male and female mature werewolves (the equivalent of the alpha male and female that lead a wolf pack); these two coordinate the activities of the band, assign duties to the others, and plan and execute expeditions into human society. Disliked as they are by most humans, werewolf bands tend to wander in desolate places, although there have been occasional adventuring parties that have stumbled across entire villages full of werewolves. Needless to say, such parties are usually destroyed upon discovering the nature of their hosts.

Made werewolves (those transformed into lycanthropes by the bite of a another werewolf) rarely have the support of a band of their brethren, although some bands will seek out such unfortunate individuals in order to help them through the difficult immature phase. Such lone werewolves are occasionally found at the head of a pack of ordinary wolves, as their physical capabilities and regeneration allow them to easily dominate their ordinary brethren.

Remember, werewolves do not necessarily hate humans, although their wolf form is a savage killer that will eagerly prey upon even armed men. Human hatred for werewolves makes many of them a bit paranoid, but a werewolf can be a valuable ally in times of need.

**WERETIGERS** are known for their utter viciousness, even for lycanthropes. Humans will always try to slay weretigers once they recognize them for what they are, a hatred that far more often leads to a sated weretiger dining upon the remains of his would-be hunters.

In human form, weretigers tend to be tall, sharp-featured, and large-eyed; many of them have hair of red, yellow, or even orange, and virtually all of them seek out occupations that involve killing things, whether as mercenaries in an army, or as a butcher in a peasant village. Born weretigers are slender, great-eyed, and near-feral as children, whatever the circumstances under which they are raised. The weretiger's were form is that of a huge tiger, often larger than the largest of natural tigers, while the man-tiger form of a mature individual strongly resembles that of a werelion, except for a tiger's head and different markings.

Much like their alter egos, weretigers are loners, meeting only in order to mate. Born weretiger children are raised by their mothers, who will drive off the father shortly after birth in order to preserve their children; weretigers are so bloodthirsty that they will even prey upon their infant children, although weretiger females will recognize and spare their own children (but no others) if they make a FER check at +5. In addition, male weretigers will fight over a particularly desirable female, duelling first in human, then in were, and then in man-tiger form until one or the other of them is torn to pieces. Given this inherent viciousness, it is not surprising that most weretigers are born, not made: weretigers almost never leave a victim alive to transform into a new weretiger at the next full moon. Made weretigers have a very difficult time surviving the immature stage of their curse, as their bloodlust constantly gets them into trouble, and they have no protecting mother weretiger to get them back out again.

Remember, the easiest way for a GM to deal with a weretiger is to simply assume that it wants to kill everything in sight (it does!). Although weretigers in their human form have a bit more control over their tempers than do wereboars, they still are killers, in every sense of the word, and can not be trusted by ordinary humans.

**WERELIONS** consider themselves the nobility of the lycanthropes, and deplore the depredations of their brethren upon human society; it should be admitted, however, that few other lycanthropes accept the leadership of the werelions.

The noble werelion, cousin to both man and the so-called "king of beasts", is perhaps to best-adjusted of the lycanthropes to the circumstances of their condition. Rare, indeed, is the werelion that can not face the world with his head held high, proud even of his moments of bestial ferocity.

In their human form, werelions tend to be tall, broad-shouldered, and aquiline-featured; most choose to grow their hair long, well past the shoulders, and most of the males are bearded. Indeed, born werelions often never cut their hair at all, except to trim out knots and split ends. The werelion's were form is that of a large lion, extravagantly maned in the case of the males; unlike ordinary lions, the sexes are equal in size. The man-lion form of the mature werelion resembles a lion-headed man, with great tufts of fur at the wrists, ankles, and loins, and great claws on the fingers and toes; few creatures are deadlier, pound for pound.

Given the nature of their alter-egos, it is hardly surprising that werelions prefer to live in small family groups, usually consisting of one male, several females, and any children under the age of maturity. Male born werelions, once they reach the status of mature werelions, often wander the countryside, occasionally teaming up with prides of ordinary lions, which they easily dominate by virtue of their size, ferocity, and lycanthropic invulnerabilities. No werelion, born or made, will allow one of their kind to suffer through the immature stage of their existence without offering them some assistance; thus, although werelions have a relatively low birthrate, and far more often kill their victims than make them into new werelions, they have a fairly high rate of survival.

Oddly enough, werelions occasionally appear in human society as scions of old noble families. The naturally commanding presence of this great creature seems to lend itself to the nobility, and a number of human families of noble blood have a trace (or more) of werelion stock in them. Otherwise, werelions seek out professions that grant them as much freedom of action as possible; forestry, in particular, is very popular.

**WEREBOARS** are amongst the strangest of lycanthropes; their were form is the least carnivorous of all lycanthropic creatures, while the intermediate man-pig form is bizarre, to say the least. Wereboars are feared in human society for their blood-blind rages, but are not otherwise hated by men.

In human form, wereboars tend to be very broad-shouldered, with jutting jaws, crooked teeth, and deeply furrowed foreheads; they will almost always seek out occupations involving combat, so as to work out their terrible bloodlust. Born wereboars (a relatively rare occurrence) have wrinkled foreheads and enlarged jaws even as babies, giving them a relatively ghastly look throughout childhood. Much of the infamous wereboar temper may be due to the treatment that their bizarre look engenders.

The wereboar's were form is that of a great boar, red-eyed and enormous. The man-pig form is that of a heavy-shouldered man, covered in boar bristles, with red eyes, a snouted face, and six-inch tusks jutting up from the elongated lower jaw. Most people look upon such a monstrosity with horror, tinged with a little pity; it is not easy being a wereboar!

Wereboars are extremely antisocial creatures, and do not gather together in any numbers, save to seek out a mate. Even this happens fairly rarely, as wereboars are too short-tempered to be comfortable in each other's presence for very long (and pregnancy takes as long for a were-boar, or any lycanthrope, as it does for a human being); thus, most were-boars are either made (also rare, as wereboars normally kill their foes), or born to pairings between a wereboar and a human. The typical born wereboar thus gets no help, or at least very little help, in dealing with their condition while growing up, and most are slain sometime during the five-year immature phase. Mature wereboars are rare and deadly, berserkers who have exhibited a talent for long-term survival (usually by simply being too tough to kill).

Given a choice, a mature wereboar will usually find work as a mercenary of some sort, while dwelling as far away from the society of men as possible. Indeed, many of the great mercenary commanders of history may well have been wereboars lucky and strong enough to have reached this phase of their existence. Both the GM and the players should really emphasize the bloodlust of these creatures; nothing in the world has a hotter temper or is more likely to fight to the death than a wereboar (although the thought of a werewolverine does give one pause).

**WEREBEARS** are the most physically powerful of the lycanthropes, with their were form rivalling even polar bears for size. Fortunately, they are also amongst the rarest of lycanthropes, due to their solitary dispositions. Most humans are not ill-disposed towards the werewolf, beyond their usual fear of any creature so great and terrible as a bear.

In human form, werewolves are almost always very large individuals, with barrel chests, blunt features, and large hands and feet; males tend to have a great deal of body hair, and almost always go bearded. Werewolves almost always seek out an occupation that gives them a great deal of time to spend outdoors, as it takes a great deal of territory to feed a werewolf; their appetites, especially for sweets, are legendary! Born werewolves tend to be large children, with outsize hands and feet; the bluntness of feature develops at puberty (along with the lycanthropy). The werewolf's were form is that of a large grizzly bear, while the manbear form that mature werewolves can assume strongly resembles that of the lycanthropic man-wolf, only larger and even stronger. Even a troll would hesitate to tackle an enraged werewolf, in either bear or man-bear form.

Werewolves are extremely solitary creatures, avoiding contact both with other werewolves, and with most of human society as well. They tend to find a dwelling place far removed from human habitation if they can, living off of the land as hunters or foresters; only rarely will a werewolf be found in service to anyone in human society. Werewolves meet one another quite rarely, except when they

choose to mate; the one exception to the solitary life of a werebear is the great care he will have for his mate and children. Born werebears are almost always guided through their immature stage by their parents, setting out to find their own isolated home once they reach the mature stage. Made werebears, unfortunately, tend to be on their own, and often have trouble with their newly solitary impulses if they were relatively social to begin with.

Most werebears try to have as little to do with humanity as possible; they may well warn off travellers from their preferred hunting grounds, not wanting to see them hurt or killed should they stay in the region. Besides, most werebears are intelligent enough (at least in their human forms) to realize that slaughtering parties of humans is only going to get them hunted down and killed, and they desire that kind of contact with human society as little as they do any other.

**THE LIZARD MEN** : Fans of Howard's King Kull will recognize these Monsters instantly. The Lizard Men have the bodies of men and the heads of crocodilian or snake-like reptiles. They are highly intelligent and organized, an ancient race long ago driven to use subterfuge to mask their monstrous natures. They are masters of Illusion with respect to disguising their true shapes, appearing as normal men in every way. Only cats, Great Horses, and lawful werecreatures in beast form can detect them naturally. Saintry men will feel uneasy in their presence and develop a healthy dislike of them without knowing exactly why. Thaumaturgists of level 20 instantly recognize that an Illusion spell surrounds them and can, 25% of the time, cast a spell that reveals their exact natures by Dispelling the Magick that surrounds them. There are also enchanted jewels that reveal the true forms of the Lizard Men when someone looks upon them through the jewel, as if through a lens.



The Lizard Men are totally chaotic and are devoted to restoring their race to dominance in the world. Their favorite method is to infiltrate the highest levels of government and use men to fight their battles with other men. For the Lizard Men are themselves few in numbers and cannot risk coming out in the open. Only in death are their true forms revealed to all. Lizard Men have all the characteristics of human beings and can become Warriors or Magick Users. Their IQ and Wisdom is always 13+. In addition to the usual weapons employed by men, they also have *MMB* 2 large fangs (2 x WDF) which they will employ when there is no chance of detection or when they have been unmasked. Experience: as for men +20%.

**THE RAT MEN** : The Rat Men are human beings who are true Lycanthropes. There are few of them, and they tend to become leaders of packs of rats (which abound in feudal times) from 100-600 strong. They may also be served by 10-20 Giant Rats who act as bodyguards. Rat Men are prone to remain in human form most of the time, for unlike other Lycanthropes, they are not driven automatically to change form at the Full Moon. They use their rat packs to further their own ends by acting as spies and sometimes as executioners of enemies. No player may elect to be a Rat Man without having an IQ of 18+ and a Wisdom of 16+.

Wererats are the smallest and weakest of all lycanthropes, and are universally despised both by humans, and by the rest of their lycanthropic brethren. Cowardly and frail, they would have little chance for survival without their considerable adaptability, and their innate ability to command their ordinary kin.

In human form, wererats are usually short and thin, with scraggly hair, staring eyes, and a nervous, furtive manner. Born wererat children have a perpetual look of starvation about them, although they are usually in reasonably good health; they often have fairly severe buck teeth, which they may well retain upon reaching adulthood. The were form of a wererat is a very large rat, about the length of a small to medium-sized dog, although very thin of body. The man-rat form is particularly hideous, a hunched and twisted caricature of a bipedal rat. with taloned hands and feet, a long snout, and razor-sharp teeth, which fortunately are fairly small.

Although their were form is that of a pack animal, wererats rarely associate with one another, preferring to live their lives almost entirely in paranoid isolation. A wererat's only friends are the rats that he commands, although he may pretend to befriend humans, usually in order to lead them into an ambush by his rat pack. Even mated wererats care little for their children, often abandoning them shortly after they are weaned (at about two years of age) to fend for themselves on the streets of a human town or city. Most born wererats live in towns, or more often under them, dwelling in wretched hovels, or, worse yet, the fetid sewers beneath the streets of some of the older and larger cities. There is no greater disinclination to sewer repair than the sight of a wererat leading its pack of servant rats in an attack upon the men trying to perform maintenance!

Made wererats, whatever their profession might have been, usually find themselves gravitating towards the towns and cities if they

are to survive; after all, without a pack of rats or Giant Rats to serve him, a wererat is actually relatively easy to destroy. Indeed, wererats often survive their immature phase simply because most humans in towns are so used to the sight of rats that they make little effort to exterminate them. beyond using poison that a wererat is immune to anyway.

Remember, when playing a wererat, really emphasize their paranoia: everyone hates wererats, and they know it all too well. Even other lycanthropes will always attempt to destroy the snivelling wererats, figuring that they are doing lycanthropy a favor by eliminating these pathetic specimens.

## The Fey Races

**B**rownies, Boggarts, Greenies, Frids, and Piskies all belong to the Fey race. These Lesser Feys inhabit different environments as suits their moral purposes. When manifest to mortals the Fey tend to be diminutive in stature rarely rising above 3' in height with, with long arms and legs. Their complexions are usually dark brown or green. Some of the Fey, such as Brownies and Greenies, bring blessings and benefits whether the person receiving the benefits or blessings wishes them or not. Some of the Fey such as Boggarts, Frids and Piskies come to exact vengeance as the result of a justified curse on the recipient. Boggarts and Frids are solitary creatures who dwell in one location for many years, if not generations. (They are not suitable to be player characters). The Boggart are a form of living Poltergeist which can infest a dwelling, a street or even a whole farmstead (the GM can wreck such havoc as they deem fit when a Boggart is on the trail of vengeance). All the Fey are extremely skilled in arts, crafts and magick, which skill they will use to benefit or torment. Piskies and Greenies are especially competent in illusion magick.

Piskie and Brownie society is tribal. They live in underground complexes near rural villages, and the typical tribe numbers from 100 to 300 members, with 10% to 25% being found in the lair at all times. Patrols average 10 to 100 strong. Greenies are solitary creatures which will go out of their way to assist those most in need in their chosen territory.

Fey have a reputation for meanness and trickery which is not entirely deserved; Fey will acquire those they can be protectors for and will only get cranky if their aid is refused.

Not all Fey are alike, any more than all men are alike. The following tables give the experience levels for Fey types. Player-characters advance to the next level upon reaching the indicated experience totals. There is a 10% chance a player has the group's leader for a father, a 10% chance that father is a High One and an 80% chance that father is only a worker. Also, the number of a particular level of High Fey per 100 is provided so that lairs may be appropriately "stocked". The Prime Requisites are treated differently at times than for the usual humans, Elves, etc., and the player should pay close attention to the changes listed below.

- Size & Weight = as printed in tables; values change as character advances
- Constitution = 1d20 for recovery; Body as per tables
- Strength = 1d20 for computing Military Ability only.
- Dexterity = 1d20, with all bonuses applied.
- Appearance = 1d20 values reduced for Frids and Boggarts - if GM allows them as PCs.
- Bardic Voice = 1d20 Fey are not tongue-tied
- Charisma = 1d20 for Piskies add +3
- Intelligence = 1d20 Unless non-player types are "officers" then IQ = 1d10
- Wisdom = 1d20
- Alignment = 15-20 for Boggarts, Frids and Piskies Use 1d6 with 1=15, 2=16, etc.
- Body = as per tables

Level	Exp.	Body	Fat	Size	Weight	% Hit	P&D	Blows	WDF	Armor	No/100	Exp.	Bonus
1	0	4	3	3'	45dr	-	-	-	2x	2	60	150	
2	2500	5	4	3'	45dr	-	-	-	2x	2	10	200	
3	5000	6	5	3'	45dr	-	-	-	2x	3	10	300	
4	8000	6	6	3'	55dr	+5%	-	+1	2x	3	10	500	
5	25000	6	7	3'	55dr	+5%	-	+1	2x	4	5	650	
6	30000	7	8	3'	65dr	+7%	-5%	+2	2x	5	2	1000	
7	40000	7	9	3'	65dr	+10%	-5%	+2	2x	5	1	1500	
8	60000	8	10	3'	70dr	+15%	-7%	+2	3x	5	1	2500	
9	90000	9	12	3'	75dr	+17%	-10%	+3	3x	6	1	4500	
10	150000	12	15	4'	75dr	+20%	-15%	+4	3x	7	1/Group	8000	

If caught by a mortal the Fey will attempt to bargain for their freedom by promising a rich reward or grant a wish. All Fey will lie to a certain extent, the Frid and Boggarts will attempt to kill those who have captured them. The Brownies, Greenies and Piskies will attempt to embarrass those who had captured them. Each Fey individual will have some oath or some agreement which is binding on them and which they cannot avoid. The GM is free to stipulate what that geas-like binding will be. If the player character actually stumbles on the binding formula, they will be able to compel the Fey to do their bidding at least once.

**Faeries and Elves:** There is a distinction to be drawn between Faeries and elves. Faeries are clearly beings of a supernatural nature, and might be likened to spirits rather than to truly living races. Elves can be interpreted in this fashion, but they can also be seen as members of a living race, occupying a place in the natural order of things, and having certain traits and magical qualities that set them apart from humanity. Also, the elves of tradition arise from somewhat different origins than do the Faeries; there are too many incompatible elements to classify them as part of the Faerie Folk. Furthermore, modern fantasy fiction has developed so many variant views of elves that, again, they are more properly considered as an entirely separate group.

**Trooping Faeries vs. Solitary Faeries:** A number of mortal commentators divide the Faeries into two broad groups, Trooping Faeries and Solitary Faeries; the distinction is accurate for Faerie Folk, whatever the tradition. Trooping Faeries live in large social groupings, and can range from the Heroic Faeries to the Diminutive Faeries whose dancing makes the Faery Rings. Many of the Trooping Faeries, particularly the nature spirits, are most often dressed in green. Many of them are aligned with either the Seelie or Unseelie Courts, and owe homage and fealty to the Great Lords and Ladies of the Faerie Realm.

Solitary Faeries live alone or in small family groups. This broad classification of Faeries includes such beings as the Bogies and Brownies, the spirits of Faery Trees, most Dryads, Nymphs, and the like, and the individual members of other Faerie races who have chosen to live a hermit-like or unaffiliated existence.

**The Faery Realm:** The Faery Realm (or the Lands of Faerie) can be considered an alternate dimension or plane of existence, parallel to, but separate from, the real world. In the Faery Realm, time is said to pass at a different rate, so that even a short stay there might see the passage of decades in the mortal world. However, at other times, a mortal visitor might spend a lifetime in Faerie, only to find that the world that he left behind has advanced forward but a day in his absence. GMs should take note: not even the Faerie understand the constant shifts of the time rate in their realm, so mortal travellers therein are best advised to obey a couple of guidelines. First of all, most trips to Faerie that last for less than a day seem to be safe; the shifts in time usually occur during what proves for night in the Faery Realm. Second, and perhaps most important, at the summer and winter solstices, and the two equinoxes (vernal and autumnal), the time of Faerie and the mortal world run in perfect lockstep for at least one full day and night; thus, a mortal visitor on these days is safe, so long as they return to their proper place before the in rises on the day after the solstice or equinox. Should an adventurer be foolish enough to overstay their time, or even more foolish enough to ignore these restrictions, the GM should have no compunctions about twisting time until the adventurer is crying for mercy!

Traditionally, the Lands of Faerie have been associated with the underworld (Arawn, in Welsh, pronounced "ar-rawn"), so some regions of the enchanted realm can be populated with a wide variety of spirits (demonic and otherwise), monstrous races, enchanted beasts, and monsters, even undead - as well as the Faerie themselves. If there is anywhere that truly qualifies as an entire World of Mystery, pre-eminently suitable for fantasy role-playing, it is the Lands of Faerie. In the Magick of Chivalry and Sorcery, the Shining Paths are a means of entering alternate realities, one of which is the Faery Realm. The entrance to the interior of each Faerie sidh or sithen is a permanent Gateway of the Shining Path, a dimensional doorway.

**The Hollow Hills:** Tradition has it that the centers of Faerie culture are safely located in enchanted hills found dotting the countryside. The Hollow Hills are known variously as sidh (pronounced "shee"), sithen (pronounced "sith-eeen"), or knowes (pronounced "nose", and meaning knoll); the interior of each is called a brú or brugh (pronounced "broo"), a place where a large number of Faeries live together in a community. A brugh is both a Faery town, and also a stronghold, for it is well defended by both magick and fierce guardians, and is exceedingly difficult to enter uninvited.

As noted earlier, a brugh is linked to the Lands of Faerie. It should not be considered as some kind of cavern complex or subterranean dwelling; rather, it is literally a corner of another world that extends far beyond the limits of the Faery Hill in this world.

**Heroic Faeries:** According to legend, the Daoine Sidhe (pronounced "thee-na shee") are the descendants of the Tuatha de Danaan (pronounced "too-tha day dan-an"), and live in the Hollow Hills. They are the true Sidhe, the heroic faeries of legend and romance. Their lifestyles, interests, and occupations closely correspond to those of the medieval chivalric classes. They spend much of their time in noble pursuits, such as riding in procession about the countryside, hunting, and fighting. Beloved by all the Sidhe is feasting in congenial company, with music, singing, poetic recitation, and dancing.

Heroic Faeries are an immensely proud lot. For safety's sake, humans do well to refer to them by using euphemistic terms like "The Gentry", "The Good People", "The Folk in the Hill", and the like. They are described by those who have been in contact with them as human or more than human in size, and possessed of extraordinary beauty and grace.

Heroic Faeries are an extremely magical race, particularly the great Lords and Ladies among them. They usually stand aloof from humanity, spending virtually all of their time in the Faery Realm; however, they do venture out into the world to become enamoured of mortal men and women, or to meddle in human affairs when their own interests are involved.

There are several ranks and classes of Heroic Faeries. The Lords of the Sidhe are the rulers of the Hollow Hills, the princes and kings who hold sway over the enchanted realms inside the sidh/sithen which lie scattered across the face of the world. They are invariably mighty warriors, who also have exceedingly powerful magies at their disposal.

Fae Ladies are either the spouses of the great Lords of the Sidhe, or sovereign queens in their own right. While rarely warriors, the Fae Ladies are powerful mages, sometimes far more so even than their male counterparts. Included in this group are mysterious, otherworldly women of legend, such as Morgan le Fay and the Lady of the Lake, who are associated with enchanted, watery realms (the name Morgan is Welsh, and refers to certain powerful Water Faeries). Other Fae Ladies live in rustic woodland settings, the powerful queens of Diminutive Faeries.

Faeries of the Sidhe are Heroic Faeries of lesser rank, comparable in appearance to the Nandor Elves. Some of these are considered noble by the other Faeries, while others have the status of commoner retainers in human society; however, all Heroic Faeries consider themselves noble by mortal standards, and expect to be treated as such at all times.

**The Seelie Court:** The Seelie Court is a host of kindly Heroic Faeries ("Seelie" is a word meaning "blessed"). The Heroic Faeries of the Seelie Court are good and benevolent in nature, and are not hostile toward humankind. Indeed, they are famous for their mercies, their gifts of bread and seed grain to the poor, and for the aid and advice that they give to humans who have become their favorites. They are also very generous benefactors to anyone who does them a kindness, or who speaks well of them.

At the same time, the Faeries of the Seelie Court are quick to take offense at either injury or insult. If redress is not made, they quickly and thoroughly avenge themselves on mortal offenders; however, in such matters they are always just, giving offenders due warning and a chance to make amends before appropriate punishment is meted out in full and stern measure. After all, being inherently good, the Faerie Folk of the Seelie Court avoid the wanton injuring of human beings or the destruction of their property.

**The Unseelie Court:** The Unseelie Court is a host of unkindly and evil Faeries, innately hostile to all of humanity. The membership of the Unseelie Court is known as the Slaugh (pronounced "sloo-ah"), or the Host of the Unforgiven. The Host is headed by the greater and lesser Faeries of the evil branch of the Daoine Sidhe. If the good Faeries of the Seelie Court seem formidable when offended by mortals (and they do!), the members of the Unseelie Court are under no constraints whatsoever in their dealings with humanity, and act with a cruelty and ruthlessness that is truly evil in nature.

The Unseelie Court also includes the undead spirits of certain mortals who died in grievous sin, assorted lesser demons, goblins, trolls, and a vast range of other monstrous creatures. All are dedicated to the harassment and destruction of humanity and their property, animals, and works. The Host is a dreadfully bad lot, both individually and collectively, and one is well advised to give them a wide berth when they are in the vicinity, particularly when they are engaged in the uncontrolled revelries of a Wild Hunt.

**The Hostility Between the Courts:** The Seelie and Unseelie Courts are mortal enemies. Humans of good character caught up in the affairs of a group of kindly Faeries may well find that they are committed to battle against the evil Host; similarly, humans of evil nature may find themselves allied with the Unseelie Court, for both sides enlist mortal allies in their eternal struggle. There is no more bitter warfare anywhere than the unrelenting and merciless conflict waged between the Seelie and Unseelie Courts and their agents and allies.

**Faerie Borrowings:** Common to many Faery Races is a dependence upon mortals for many basic needs. The Faeries borrow grain, milk and other produce, implements, tools, and make clandestine use of human fires and mills. However, the Faeries always return what they borrow: grain, for example, is restored in double measure, invariably in Faerie barley with triple the nutritional value of any ordinary grain. Faerie cheese replaces borrowed milk; it is again triple in food value, and is also of superb taste.

**Faerie Brides and Husbands:** There are many tales of intermarriage between Faeries and humans. Sometimes a Faery bride appears as a beautiful woman to win the love of a man, wed him, and live with him for a time. In other cases, a Faery male wins the love of a human woman, visiting her from time to time. A Faery lover remains with a mortal only for so long as his or her true identity is not discovered, and the mortal is devoted, respectful, and gentle in all dealing with the Faery lover; they leave instantly and forever upon any breach. Any offspring are known as "Fae-blooded" (or simply Halfings), and may well inherit Faerie features and capabilities.

Of course, as Faeries as usually immortal, their identities often get discovered by their lovers, or those who are close to their lovers, when they fail to age, even over long periods of time (say, ten or twenty years). Few Faery lovers will remain with their mortal paramours for so long, but it has been known to happen occasionally. Should a Faerie find their attachment to a mortal to be so strong that they can not bear to sever it, the Faerie has two choices: give up their Faerie blood and become mortal themselves (rarely done), or petition the Lords of the Sidhe to allow the beloved mortal to become a member of the Faerie, thus enabling them to live forever (even more rarely done, as this process involves the mortal giving up their immortal soul).

Occasionally, mortals grow so attached to their Faerie lovers that they refuse to accept the rupture of the relationship due to discovery or callous actions. If the offending mortal acted in innocence, rather than in premeditated malice, the Lords and Ladies of the Sidhe may allow the mortal to quest for the hand of their lover. Such quests are invariably most dangerous for the mortal involved, as they take place within the Faery Realm, and are certain to involve both great personal danger, and the shifting layers of time with the immortal lands. However, should the mortal accomplish the tasks set for him or her by the masters of Faerie (GMs take note: this should be really difficult to do), they are reunited with their Faerie lover forever, whether both become mortal, or both remain in the Lands of Faerie as immortal citizens.

**Faerie Disguise and Faerie Glamour:** All Faeries possess the capacity to cast the spell Great Disguise (rank 5 Illusion). They employ this spell not only to assume the identity of another, but also to make them-selves appear human in size and appearance. In some instances, such as in the case of the Pixies, their intrinsically Faerie nature may show through.

Additionally, all Faeries are capable of casting the spell Faerie Glamour (rank 8 Illusion) without expending any Fatigue, and

without a fixed duration. In essence, the spell lasts for as long as the Faerie chooses to concentrate upon it, and it takes very little concentration for a Faerie to maintain this spell. Other Faeries can see through the illusion as if they possessed True Sight.

Any Faerie capable of Magick (and nearly all of them are) will choose to concentrate upon the spells of Illusion before anything else. After all, despite their great power and fighting capabilities, the Faerie are far fewer in number than the mortal races, and rely upon such illusions to conceal not only their numbers, but their very existence when they feel that it is necessary. Even the most skillful of mortal thaumaturges is scarcely a match for the Lords and Ladies of the Sidhe when it comes to mastery of the spells of Illusion, and inventiveness in their use.

**Faerie Foods:** Faeries possess Haut Cuisine-level skill in Cooking, and prepare delicious food, especially little cakes which they bake from ingredients borrowed from mortals. Some Faerie foods are conventional and well-suited to the human palate, while others are unique to Faerie cuisine. Faeries enjoy milk from human cattle or goats, or from red deer. They prepare many foods from ingredients found in nature, especially from mushrooms, various berries and fruits, nuts, roots, flower nectar, and even weeds! Whether transformed by glamour or culinary skill, such dishes are invariably tasty.

Faerie Bread sustains any being's strength; a single four-ounce biscuit is sufficient to provide all the energy and nutrients needed to keep a large man going all day, even under conditions of extreme exertion and hardship. Some Faerie foods cast a binding spell on any mortal who eats them while a guest inside a Faerie brugh; the spell prevents escape for some stipulated period of time. Worse yet, any Faerie food eaten without the permission of the Faerie folk while in the Faery Realm binds the offending mortal to that realm for as long as the Faeries choose to keep him, and they often choose simply to never let such malefactors go, judging this sufficient punishment for the ungracious behavior of such a thief. On the other hand, if given as a gift to a favored mortal, Faerie food will bring the recipient Faerie Luck.

**Faerie Flight:** Many Faeries have magical powers of flight. It is very likely that one of the spells that a Faerie mage knows is Walk the Winds (rank 3 Air). This is especially true for all Faerie folk living in the wilderlands, who will learn how to fly with this spell even at MKL/1.

**Faerie Gratitude:** The Faerie folk place great value on courtesy, generosity, and hospitality. For instance, the free and ungrudging gift of a meal or drink to a hungry or thirsty Faerie in need may be richly rewarded; mere courtesy might bring a recompense all out of proportion to the grace given. Of course, the Faerie will not appear in his true form, but rather as a mortal, which effectively makes the whole matter a test of the worthiness of the person faced with granting (or failing to grant) the courtesy or generosity the Faerie expects. The gratitude of one of the Lords or Ladies of the Sidhe can be a valuable thing indeed; one Fae Lady rewarded the kindness and courtesy of a much-abused peasant girl with the gift that, with every word that the girl spoke, a flower or precious gem would fall from her mouth! The mortal girl's evil stepsister then sought out a similar gift, only to so incense the Fae Lady with her rudeness and discourtesy that the girl was condemned to have a toad or poisonous serpent fall from her mouth with every word. The good mortal girl won the hand of a prince, while her evil stepsister was driven out of mortal society to die in the wilderness; a telling comment on the value of courtesy to all, for who knows who might be a Faerie in disguise.

**Faerie Loans:** Faeries are willing to loan food or some other useful item (but not magic) to mortals who are in need, or who are favored by the Faeries. Such loans must always be repaid. When such a loan is returned, a Faerie accepts only the fair equivalent of what was loaned. If less is offered, or the loan is not returned on the day specified, the Faerie will be offended and will take revenge on the ungrateful human. Faerie folk are exceedingly proud; if more is returned than was loaned, the Faerie will be so offended that the borrower will never be able to obtain another Faerie loan (however, the Faerie will take no further action against the overenthusiastic mortal).

**Faerie Manners:** All Faerie folk exhibit courtly manners, even when they are angry, and they expect that anyone having anything to do with them will show proper courtesy at all times, and in all circumstances. A bow or curtsy never fails to establish one in their eyes as being well-bred and mannerly. A polite tongue and an incurious eye are also important, as is the use of proper and respectful forms of address. Coarse behavior and crude jokes are not appreciated at any time. All of the Faerie folk abhor liars, although they are perfectly capable of lying themselves (and will do so to mortals, under the proper circumstances); mortals are well-advised to answer questions politely, without any evasions or falsehoods.

Some, although not all, of the Faerie folk react very badly to being thanked for favors or kindness, or being offered any form of gift or compensation for services granted. Faeries, even the lowliest members of Faerie-kind, think of themselves as more noble than any mortal. They pride themselves on having impeccable manners and boundless generosity (neither of which is, strictly speaking, always the truth). Consequently, many Faeries consider a thank-you from a mere mortal to be a particularly grievous offense against their honor and nobility, as if their actions were somehow out of the ordinary for beings of their exalted station.

**Faerie Luck:** One of the gifts that a grateful Faerie might bestow upon an adventurer is Faerie Luck. This gift is a favorable +1D10% modifier to all Success Chance determinations. Faerie Luck lasts for a period of three days, plus one day per MKL of the Faerie who granted it to the fortunate adventurer. Of course, only one such gift of luck can be in effect at any one time. It should also be

pointed out that a character can not benefit from both Faerie Luck and from the blessings of the clergy, as these are mutually exclusive; however, possessing Faerie Luck will not adversely penalize any character whose faith frowns upon the utilization of magical benefits.

On the other hand, those who particularly offend the Faerie folk may have Faerie Ill Luck wished upon them. This is an unfavorable -1D10% modifier against all Success Chances, that lasts for three days plus one day per MKL of the offended Faerie. Faerie Ill Luck is a curse, and may be removed by one with the power to affect such things.

Some other forms that Faerie Ill Luck can take besides that of a penalty to die rolls include:

- Fresh milk and cream curdle, and butter and cheeses go rancid, that belong to, or are being eaten by, the victim for a period of (3 + 1xMKL) days.
- Cows belonging to the victim go dry for (3 + 1xMKL) days.
- Hens belonging to the victim stop laying eggs for (3 + 1xMKL) days. Horses, mules, or donkeys belonging to the victim go lame (moving at only 1/2 speed) for (3 + 1xMKL) days.
- Crops belonging to the victim wither.
- Animals belonging to the victim become barren.
- The vintage of wines being made by the victim, or made from grapes in the victim's vineyards, is poor.

Note that the severity of these curses (others can be readily added to the list above along the lines indicated) will depend upon just how grievous an offense was committed by the hapless human. The GM will have to adjudicate such matters, based on the specific circumstances surrounding the angering of the Faerie in question, and the relative power of the offended Faerie.

**Faerie Market Fairs:** On occasion, Faeries assume human guise to hold market fairs to trade with each other. Folklore has it that a mortal stumbling upon such a meeting of the Faerie folk would be wise to pass by, rather than go amongst them, for some ill luck might befall him if he does choose to intrude. However, a Faerie-friend, or someone favored by the Faeries who has goods that the Faerie folk might desire could come away with a real prize. This could be some ordinary item superbly crafted, or it might even be something magical. For instance, there is one account of a human trading goods at a Faerie Market Fair, and receiving payment in the form of a handful of weeds. The man showed good manners, did not protest, and put the weeds in his belt pouch. When he returned home, he found that the weeds were actually a handful of gold coins!

**Faerie Midwives and Nursemaids:** The Faerie folk often use mortal women as midwives for Faerie mothers. Nursing mothers are kidnapped or lured to a sidh (Faerie hill). They are held captive as nurse-maids for a year and a day, and then released with a reasonable reward if they have conducted themselves well. Human midwives and nurse-maids sometimes assist captives in a Faerie Hill, warning them about things to avoid if they expect to escape. While they may be friendly, they rarely assist captives actively, for they enjoy the freedom of the Faerie demesne during their enforced service, and may very well not wish to jeopardize their situation.

**Faerie Privacy:** Faeries are an intensely secretive folk. They detest being "spied upon", which they interpret as being watched intentionally or even accidentally. It is most unwise to trespass on the lands claimed by the Faerie folk; people falling asleep on Faerie Hills have ended up thrown down from the heights, or even blinded during the night. Similarly, Faeries can not abide anyone telling their friends and/or neighbors of gifts of Faerie gratitude; they will take back all of their gifts, including any Faerie Luck that they have bestowed, and may even punish such an offender with the curse of Faerie Ill Luck.

In this vein, Faerie lovers come and go in secret. Woe to the mortal who boasts of having such a lover; not only will the lover never be seen again, but the boastful mortal will be stricken by deep melancholy, and pineaway from a broken heart. Even if this dreadful curse is lifted, no human being will prove attractive to the unfortunate lover, who will live out the rest of his or her life alone.

**The Faerie Ride:** One well-known activity of all of the Heroic Faeries and their retainers is to go out on solemn ceremonial processions through the countryside during the night. This happens most often on the nights of the solstices and the equinoxes, although it may occur on any night of the year, should the Faeries feel the need. As a rule, it is best to avoid these Faerie processions, particularly if the riders are members of the Unseelie Court. Kindly Faeries attach bells to the harness of their horses when they ride, possibly to ward off the unwelcome attentions of the evil creatures that make up the Unseelie Court.

The Pixies have their own version of the Faerie ride; they sneak into barns at night, steal horses, and ride them into the woods to make a Faerie Ring called a gallitrap. Being small in size, as many as a dozen pixies may ride a single horse, which they will race around and around for hours. In the morning, the hapless owner of the horses will find his exhausted animals back in their stalls, all lathered up and panting, and quite unfit to do any work that day.

**Faerie Rings:** In order to ensure their privacy while they are dancing and singing during their nightly revels, many of the Trooping Faeries create an enchanted Faerie Ring in the area of effect of a Glade of Dreams (rank 5 Plant) spell. The ring will be



delineated by a circle of toadstools or mushrooms. The Faeries inside the ring can not be seen or heard, unless one actually puts a foot across the charmed line. Of course, breaking the barrier also alerts the Faeries to the presence of an intruder, unless said intruder has managed a stealthy approach, bypassing the magical protections of the Glade of Dreams.

The Pixies form a Faerie Ring called a gallitrap by riding stolen horses around and around to trample a circle in the grass of a woodland clearing. The gallitrap is literally a trap for intruders. If an interloper places only one foot across the charmed line, he will see the Pixies dancing and hear their singing and music; but if he steps entirely over the line with both feet, which is invariably the case if he is not approaching with stealth, he is held within the charmed circle as if a Hold Person (rank 3 Command) spell had been cast against him at MKL\* 10.

All such enchanted Faerie Rings are undetectable and impenetrable by the use of magick, for they are a defense against any form of intrusion on the jealously guarded privacy of the Faeries, and are backed up with the combined magical power of the Faeries within. Needless to say, any intruder found in a Faerie Ring will be held to account by the Faeries inside the circle for interrupting their revels and violating their privacy. How, precisely, they deal with him depends upon the kind of Faeries, the nature of the intrusion, and the character and talents of the intruder. Trooping Faeries of the Seelie Court tend to deal sternly, but not cruelly, with intruders, and those who are of good character, courtly manner, and possessed of good looks and/or entertaining skills may even be welcomed. Trooping Faeries of the Unseelie Court, on the other hand, can prove lethal in the punishments that they impose upon intruders; a sentence to dance until the intruder dies of exhaustion would not be out of the ordinary for these vicious beings.

**Faerie Skills:** The Faerie folk have a considerable reputation with certain skills, which they may employ on behalf of mortals they favor, or which they may even teach to the most favored. Within Faerie brughs, they may be found engaged in many activities that parallel human occupations; these activities include a number of skilled trades and crafts, animal husbandry, and veterinary medicine. The skill of Faerie women in spinning and weaving is justly renowned.

**Faerie Stroke:** A Faerie Stroke is a paralytic seizure inflicted by a Faerie shooting a victim with a special flint-tipped arrow (often called Elf Shot), or by administering a potion in their drink or food. The effects last for some 30 days - the CON of the victim. Faerie Stroke reduces the Fatigue levels and physical capabilities of the victim to one-half of normal values, and causes lameness (reducing the victim to one-half of normal speed). Faerie Stroke is effective against all living creatures - both people and animals. A Faerie who is skilled in fletching can fashion one Elf Shot arrow multiplied by his MKL per month, while one skilled in herbalism can prepare one dose of Faerie Stroke potion multiplied by his MKL per month, using three magical herbs per dose.

**Faerie Thefts:** The Faerie folk regard themselves as vastly superior to mortals, whom they regard as usurping latecomers; thus, they feel that they have a right to any and all human possessions. Faerie borrowings from mortals of generous heart have already been noted; but Faeries will also steal grain, food, milk, cattle, and almost anything else from people who refuse to share their good fortune, or those who have acquired their possessions in less than honest ways. Such thefts are not restored at a later date, of course, as the Faeries do not believe that such mortals deserve such consideration.

Mortal babies are sometimes stolen and raised by Faerie mothers, as the birth rate amongst all of the Faerie folk is extremely low. If such a stolen baby is fed only Faerie food throughout infancy and childhood, it is transformed into a true Faerie by the time it reaches adulthood.

Older children straying into Faerie lands are also in danger, for they may be enslaved and taught to be craftsmen, working for their Faerie masters as bondsmen and women until such time as they are released - if, indeed, they are released at all. However, such involuntary servants will acquire skills far beyond those that they would have achieved in mortal lands. Any youthful adventurer or NPC suffering such a fate will have an additional bonus of in the skills of the Faerie-taught trade that he learned in the Hollow Hills.

Handsome men with talents at either singing or playing musical instruments (or both) are sometimes kidnapped to entertain the Faeries at their nightly revels; similarly, anyone with such talents who accidentally stumbles into a Faerie Ring may end up facing such a fate. Young men with especially good looks may also be captured by amorous Faerie women, who bewitch them with Magick and their own unearthly beauty. Most vulnerable of all to kidnappings are beautiful maidens, who are desired either by Faerie Lords as brides, or as nurses to suckle and care for both Faerie infants and human babies kidnapped by the Faeries.

Should such a captive manage to escape the Faeries, ground ivy is a sure charm against almost certain recapture. This ordinary-looking plant masks one's scent so that even the enchanted Faerie Hounds can not follow the former captive's trail. Ground ivy also impairs the ability of Faerie pursuers to employ Magick to locate the escapee, although this is the only time that such a charm works in this manner.

**Faerie Weaknesses and Protection Against the Faeries:** Given the tremendous powers and capabilities of the various Faerie races, it is fortunate that there are many charms that can provide the user with a degree of protection against the Faeries and their depredations.

Bells provide protection from the hostile Faeries of the Unseelie Court. Church bells require a Willpower check at 1/4 normal chances for success before any evil Faeries can draw near (all other bells

require a Willpower check at 1/2 normal chances for success). Even the Faeries of the Seelie Court employ bells tied or sewn into the harness of their mounts to ward off the evil of the Unseelie Court, and their monstrous and demonic servants.

Bread and salt, being age-old symbols of both life and eternity, may drive away mischievous Bogies, Brownies, and Pixies. Unless these creatures succeed a FER CR at -5, such Faeries can not remain in the vicinity or do any mischief for the remainder of the night if they are given the bread and salt as a peace offering.

Churchyard mould strewn across one's path causes pursuing Faeries to pause in confusion 33% of the time. If they are so confused, they have only a 50% chance of gathering their wits together again enough to remember what they were about, and once more pick up the trail.

Cold Iron, and its slightly warmer child, steel, are antithetical to all Faeries. Striking a Faerie or its minions with a weapon of cold iron or steel adds +15% to the Critical Hit result for that wound. Faeries can not wield iron or steel weapons, or wear armor or ornaments made of iron or steel, as these substances prevent them from casting their magics. Binding captive Faeries in chains of cold iron is similarly effective in denying them the use of their magick, and cuts their Fatigue levels to 1/4 of normal value; it also leaves them in excruciating pain for the duration of their captivity. Only when the Faerie is freed from such restraints can he recover his lost Fatigue. Consecrated ground can not be crossed by any of the Faerie folk or their minions, nor can their magics extend into it. Thus, anyone in the sanctified precincts of a church, or any corpse buried on the hallowed ground of a churchyard, can not be touched or harmed in any way by the Faeries and their minions, whether good or evil.

Daisy chains of fresh flowers worn around the neck will protect small children from being kidnapped by Faeries.

Devout prayer and the chanting of hymns (which requires a successful Piety CR) turns aside the evil Faeries of the Unseelie Court and their minions when they are on a Wild Hunt, provided that the endangered mortal kneels, with eyes downcast, and does nothing else except concentrate upon his devotions. Indeed, no Faerie can easily abide the sound of Holy Words being spoken, for the Faerie races are soulless, and wards and deeds of true faith are antithetical to their nature. Any member of the Faerie races confronted with a mortal reciting from the holy book of his faith, or simply praying with enthusiasm (the first requires a IQ CR, while the second requires a Piety CR), must make a FER check at -5, or retreat in pain and discomfort (possibly to return when the mortal has finished with the offending activity).

Four-leaved clovers and Faerie Ointment (which can be made from four-leaved clovers) can break the spells of Faerie Glamour by giving the user the temporary equivalent of True Sight. The user had best beware, however, as the Faerie regard the use of such measures as a blatant infringement on their sacred privacy, and will retaliate if they detect the trick.

Holding up a holy symbol will repel a hostile Faerie failing a FER check, with a further reduction to the FER check of -5 if the symbol is of cold iron.

Holy Water sprinkled by a priest on a hostile Faerie will burn like liquid fire (1D10 points of Body damage), and require the Faerie to make a FER check at 1/2 the normal chances for success if the Faerie wishes to stand its ground; otherwise, it will flee in panic, and not return far at least a day and a night. The effect of Holy Water is equally powerful against Faerie beasts or monsters in the service of the Seelie or Unseelie Courts, when they pose a direct menace to human beings.

Iron horseshoes nailed in an ends-up position over the doorways of houses and barns protect people, livestock, and goods from Faerie thefts and Faerie Ill Luck by barring entrance to any Faerie intent on stealing from or hexing those inside.

Rowan (mountain ash) protects against Faerie Magick if a line of trees is planted outside the entrance(s) to a mortal home. Such a barrier also prevents any Faerie from entering a habitation without an invitation; however, if an invitation is extended - even if the Faerie is in disguise and its true identity is not suspected - the protection no longer has any value. Rowan trees planted around a pasture protect cattle and other farm animals from Faerie thefts.

A rowan wood staff or holy symbol, when held up defensively, adds +10% to targeting when resisting Faeric Magick.

Running water has a 30% chance of stopping hostile Faerie pursuit (70% if the stream is flowing southwards); however, remember that some Faerie creatures dwell in water, and may attack anyone crossing over or through their demesnes.

Turning one's coat may sometimes break the run of Faerie Ill Luck caused by the angry curse of a Faerie. The act of reversing one's coat disguises the victim's identity, thereby diverting the Faerie Ill Luck away from them. The chance of success is only 33% -3% per MKL of the Faerie who cast the curse, and the reversal may be attempted only once. Turning one's coat will also work (with the same chance of success) if an unfortunate mortal is being Pixie-led, and is unable to escape the unnatural disorientation and find his way home again.

**Faerie Strengths and Advantages:** Apart from the obvious advantage of their considerable powers of magick, the various races of Faerie have a couple of advantages over the mortal races that they so often view as usurpers of their rightful place in the world. First off, Magick is relatively easy for the Faerie to cast; many of their spells are so innate to their beings that they are cast at little or no Fatigue drain, allowing a Faerie mage to outlast many a mortal mage by sheer attrition. Such an advantage should not be overlooked, should a mortal adventurer be foolish enough to square off with a Faerie, and particularly a Heroic Faerie, in purely

magical combat.

Second, and perhaps even more importantly, the Faerie are very difficult to kill. They recover damage inflicted by weapons that are neither enchanted nor made of cold iron or steel at a prodigious rate, and can never be slain by such mundane weapons, no matter how much damage is inflicted upon the Faerie's seemingly fragile form. On the other hand, enchanted weapons or blessed items can kill them, and wounds inflicted by cold iron or steel, especially enchanted cold iron or steel, never completely heal (the Faerie forever loses a point of Body, which eventually means that a Faerie that suffers too many wounds from cold iron or steel will be destroyed, despite all of their power). As they can not wield iron or steel, the Faerie either use weapons of incredibly hard bronze (which has the hardness and durability of steel), or Faerie glass, an enchanted variety of obsidian (volcanic glass) that Faerie smiths can work into an astonishing variety of shapes and colors.



**The Wild Hunt:** Heroic Faeries dearly love to hunt; however the Wild Hunt is a terrifying, soul-ravaging hunt through the night conducted by members of the Unseelie Court, and their prey is...human!

The Wild Hunt is any number up to thirty evil Faerie huntsmen in full cry, mounted on black Faerie Horses and black Faerie Stags, and preceded by a pack of fierce, coal-black Faerie Hounds, with staring, hideous eyes. Anyone alone in the countryside at night is in dire peril of being hunted down, and either slain or taken captive by this dire band of supernatural huntsmen.

**A Few Final Notes:** As ought to be obvious, the various races of the Faerie form an incredibly complex group of adversaries or allies for any group of mortal adventurers. Bound by a complex set of powers, and an even more complex set of limits and restrictions, the Faerie are, in fact, an entire shadow-realm of beings, lightly, but dangerously, super-imposed upon the much more ordinary mortal world. Although the presence of steel and sacred things may serve to hold the worst nightmares of the Lands of Faerie at bay, the GM should keep in mind that the Faerie are immortal, and have had thousands of years to find ways around the restrictions that their nature and customs have placed upon their actions.

**BANSHEES:** Banshees (from *bean sidhe* ("woman-fairy")) are faere harbingers of mortal death. Although mortals divide them into Seelie (benevolent) and Unseelie (malevolent) types, the truth is that all banshees are basically neutral in the conflict between the Courts. Banshees have one purpose, and one purpose only: to escort members of certain mortal families beyond the curtain of death.

A banshee appears like the ghostly figure of a woman, young and beautiful if Seelie, and old and hag-like if Unseelie. Actually, these are the same creature; the banshee chooses which of its forms to appear in, following no particular pattern, although some banshees will always appear in one form or the other. Banshees are completely incorporeal, and are unable to interact with the mortal world in any fashion, save through their howling voice, and (in extremis) their deathly touch.

Each banshee is tied to one mortal family; although there is no set pattern to the haunting of a banshee, once a family has one, it has it until the family name dies out completely. Banshees haunt families that have gained the notice of Faerie, and most especially those touched by Faery blood; any adventurer with that particular advantage belongs to a family that has a banshee.

Although its voice causes depression and fear, and its touch terrifies the living, banshees are not malevolently disposed towards living humans; they simply view their presence as a distraction, and not a particularly great one, in their single-minded wailing over the dying. A banshee appears when a member of its marked family is going to die that night; it cannot appear during the day, and ignores certain types of death, including death in battle. The banshee cannot be fought, and can only be driven off by powerful magick; even this will only delay the death that the banshee foretells briefly, as nothing on earth can truly prevent a banshee from performing its function. After all, by Faerie standards, a banshee is honoring the mortal that it has come to wail out of life, and thus has the backing of every member of

Faerie, Seelie and Unseelie.

It is perhaps possible to drive off a banshee by preventing the death of the appropriate person until after dawn, at which time the banshee will vanish; however, unless the person's death is permanently forestalled, the banshee will return at sunset the very next night. Banshees cannot be destroyed, even with the strongest of magick.

**BROWNIES:** Brownies are Trooping Faeries, appearing as small men, up to three feet in height, dressed in ragged brown clothes; they also have brown faces, and shaggy brown hair. They tend to "adopt" a particular mortal household, making themselves responsible for their chosen home. Brownies come out at night, after everyone has gone to bed, to do work left undone by the owner, his family, and any servants. On a farm, brownies may reap and thresh grain, mow hay, herd cattle or sheep, insure that hens lay their eggs where they can be found, mend fences, run errands, set the cat to chasing mice, etc. In a tradesman's home, such as a silversmith's, they will finish up pieces left to the next day, tidy up the shop, etc.

Brownies expect regular bowls of milk or cream, and good bannocks, toasted over the fire and spread liberally with honey. Clothes are also welcome, provided they are of good, serviceable quality. Such offerings should be left where brownies can find them; however, brownies are easily offended by any hint of pay or reward for their services. They consider themselves to be free spirits, and resent the idea that they work for a wage. Brownies are distrustful of anything that might bind or obligate them, and are insulted by "gifts" given in gratitude for their services; at the same time, taking their work for granted and not leaving them their due portion is also an insult. A brownie who feels particularly ill-used will transform himself into a Boggart in order to exact appropriate revenge.

When well-treated and respected, brownies become wholly committed to the interests of their hosts. They often become especially attached to one member of a household, showing that person special favor; indeed, they may come to listen to confidences, and give Faerie advice. One should never, however, talk, let alone boast, about being a friend to brownies; they have ways of hearing such talk, and will exact revenge.

Brownies, on the rare occasions that they must fight, are armed with knives or staves.

**DIMINUTIVE FAERIES:** Diminutive Faeries are Trooping Faeries of the woodlands, spending their days caring for the forest almost one leaf at a time. Their true form is that of a tiny humanoid figure, usually dressed in green or brown (or occasionally white, in winter); however, diminutive faeries usually cover their tiny appearance with either Glamour, making themselves appear bigger, or shapeshifting, taking on the form of some small animal of the forest (they are limited to shapes roughly equal to their own mass).

Diminutive faeries, despite their relatively low Discipline scores, are actually very serious and hard-working creatures - about half of the time. During this serious phase, they will carefully work to improve the life of the forest in which they dwell, tending the plants, caring for and grooming the animals, and creating the aura of other worldliness that characterizes a Faerie wood. The rest of the time, however, diminutive faeries are wild and carefree revellers, frolicking, singing, dancing, and drinking to excess, and this is the image that most mortals have of these creatures, as this is when they most often interact with mortals who accidentally or deliberately trespass upon their demesnes. Diminutive faeries are mostly good folk (only a few of their number owe allegiance to the Unseelie Court), but heaven help the mortal who stumbles through, or, worse yet, damages their precious woods; diminutive faeries have nasty senses of humor, and the Magick to make their jokes really unpleasant.

Diminutive faeries usually remain on their own, although there is a vast host of them attached to the Seelie Court; however, they will accept the occasional Lord or Lady of the Sidhe that feels inclined to command them as their leader without question. Although they rarely engage in combat, and are in fact a bit on the cowardly side, diminutive faeries can fight when it is necessary, wielding their tiny blades and bows (made of Faerie glass or bronze, and occasionally enchanted to +1 or +2) with reasonable amounts of skill for beings so small.

**DRYADS:** Dryads and hamadryads (the terms are interchangeable) are Solitary Faeries, beautiful nature spirits associated with specific wooded areas, for which they are responsible. Types I through IV are tied to the survival of a particular tree in their area of influence (usually an oak; dryads live as long as their trees, and oaks are VERY long-lived), while Type V dryads hold sway over a large area, and are not dependent upon the survival of any one tree therein.

Dryads are always hostile to the cutting down of trees in their territories, although travellers and the like may gather dead wood. To cut living wood in a dryad's territory requires the dryad's permission, obtained by leaving an offering beside the tree to be cut; indiscriminate and extensive cutting is never permitted.

Dryads avoid most human contact. They have many animal friends, who will warn of the presence of intruders, and will use Shapeshifting to turn into shrubs or trees, throwing off pursuers. The fiercest of wood-land creatures act as their guardians, several of whom are usually near-by; also, vegetation automatically obscures all sign of their passage, making tracking a dryad virtually impossible.

Though solitary beings, dryads are amorous and passionate, impulsively taking attractive young men as lovers. They are adept at both Charismatic skills and the healing arts, including Herbalism. Dryads are armed with +2 knives or short swords (of bronze or Faerie glass), and Elvish longbows with quivers of 23 arrows ranging from +1 to +3. Their 3/4-length tunics of spun spider silk provide protection equal to a +2 chainmail hauberk, but

weigh next to nothing.

**FAE LADIES:** The queens of the Daoine Sidhe, Fae Ladies are the strongest of the Faerie mages (save for the Tuatha de Danaan from whom they are descended); they are also deadly fighters, although the Fae Lords rarely allow their ladies into direct combat (ruling queens can do as they please). Fae Ladies appear much like the Faeries of the Sidhe over whom they rule; they dress in the finest of silks, and ride to war in shining suits of +5 Faerie glass annealed mail.

Fae Ladies are most often consorts to the Fae Lords, although, given their tremendous powers of magick, the Fae Lords usually rule with them as co-equals. However, Fae Ladies have been known to set up sole rule over bands of Faeries of the Sidhe, a situation that their subjects accept willingly; indeed, it is rumoured that the ultimate ruler of the Unseelie Court is such an unattached Fae Lady! Fae Ladies have also been known to take command of groups of Diminutive Faeries, sprites, or Faerie gob-lins, although this is much rarer.

The ultimate mistresses of Faerie Glamour, Fae Ladies often walk the lands of the mortal races, carefully observing these lesser beings (at least in the eyes of the Fae Ladies), and occasionally looking for potential lovers. The Fae Ladies are as convinced of their superiority over mortals as the Fae Lords are, although they tend to be a bit less obnoxious about it, perhaps because of the Faerie tradition that keeps them out of combat unless they are ruling queens. On the other hand, no-one expresses pride and disdain towards the commoners (which includes virtually all members of the mortal races) better than a Fae Lady! Fae Ladies share the disdain of their lords towards the use of missile weapons, arming them-selves with lighter blades of high enchantment; they also will carry magical devices of the strongest power that they can, just in case their own resources prove unequal to the task at hand.

Fae Ladies make remarkably faithful and true lovers, should they choose a member of a mortal race as the focus of their affections; but woe betide the mortal who betrays a Fae Lady, for their temper is swift, and their vengeance sure.

**FAE LORDS:** Fae Lords are the rulers and war leaders of the Daoine Sidhe, and are the strongest of the Faerie races in combat (save for the Tuatha de Danaan from whom they are descended); in addition, although the Fae Ladies are perhaps stronger mages, the Fae Lords are still far stronger in their Magick than any other race of Faerie. They appear as very tall humanoids, looking much like their Sidhe subjects, and dress in +5 Faerie glass annealed mail over the finest silks and leathers.

Fae Lords are the masters over all of the groups of Faerie with whom they dwell. They normally rule bands of the Faeries of the Sidhe, but the occasional Fae Lord will choose to command groups of lesser Faeries (Diminutive Faeries, sprites, and Faerie goblins are the most common choices). Should a Fae Lord and Lady rule together, the Fae Lord has the final powers of judgement and rule; but most Fae Lords share power evenly with their consorts, given the danger involved in irritating the Fae Ladies.

Masters of shapeshifting, Fae Lords often wander the mortal realms, examining various mortals with an eye towards either fighting them, or, occasionally, rewarding them for their grace. The malevolent Fae Lords of the Unseelie Court reward no-one, of course, simply wreaking havoc wherever they go. All Fae Lords are absolutely convinced of their total superiority over all mortals; and, given their incredible capabilities, they are usually correct in this. Fae Lords are armed with weapons of the highest levels of enchantment, including flaming and "holy" blades; they disdain the use of missile weapons, although they are expert marksmen.

The occasional couplings between Fae Lords and mortal women are fraught with tragedy, although the Fae Lords invariably treat their lovers with the greatest of respect and affection; their power and pride is simply too hard to restrain for long.

**FAERIE GOBLINS:** Faerie goblins are Trooping Faeries, and dwell in the dark and gloomy recesses of the Faerie Realms. They are unpleasant-looking little creatures, having bulbous eyes, sharp teeth, long, grasping arms, twisted bodies, ugly faces, and masses of long, stringy hair. They dress in rags and armor, and carry nasty little weapons like saw-edged daggers, jagged hand-axes, and the occasional pointed stick. Virtually all Faerie goblins are adherents of the Unseelie Court; but even there, they are always treated with contempt.

Faerie goblins are both mischievous and malevolent, playing nasty tricks on anyone who they can; although they are much smaller than most mortal races, they will cheerfully attack them, providing that the Faerie goblins have at least ten-to-one odds in their favor. However, should a band of mortals stand up to a mob of Faerie goblins for any length of time, the natural cowardice of these annoying little creatures will usually assert itself, and they will flee, the one combat activity at which they are expert. Faerie goblins have a great fascination with mechanical devices; if there is a way to do something that is complicated, and uses a lot of machinery, they will choose it over even a clearly superior, simpler way of achieving their goals.

Although Faerie goblins are part of the races of Faerie, their Faerie brethren scarcely even acknowledge their existence, viewing them with the disdain that they do real goblins. This, coupled with the great stupidity of Faerie goblins (even their best leaders are barely average, by mortal standards), has left them isolated in the least attractive regions of the Lands of Faerie. Although immortal, Faerie goblins breed like mad, necessitating the occasional winnowing expedition (usually launched from the Seelie Court, where these creatures are particularly hated).

Mortals hoping to rescue those kidnapped by the Faerie goblins will find them easy foes, but must beware the bands led by evil Lords of the Sidhe; such groups are still not bright, but they will employ better strategies and tactics than those of a band of Faerie

goblins on its own.

**FAERIE HOUNDS:** The Faerie Folk are reputed to keep many dogs, and for size and strength they are not your usual run of hounds.

Hounds of the Seelie Court are generally white in color with red ears, terrible fangs, and fierce fiery or phosphorescent green eyes, sometimes described as being as large as saucers. Hounds of the Unseelie Court are often coal-black in color.

The hounds speed before the riders of the Hunt, seeking out prey. They are also large enough to carry a rider and gear weighing up to 225 dr., and many Faeries prefer them as mounts. Their baying is deep, hollow and savage when heard from afar but, as they draw near, their voices seem to become softer and sound more like the barks and baying of smaller dogs. It should be noted that good Faeries of the Seelie Court hunt, but they do not hunt men, only stags. The evil Faeries of the Unseelie Court indulge in Wild Hunts for the souls of sinners. Their fierce hounds find and follow the scent of a mortal of impure heart throughout the night. Once they have the scent, they never give up the chase until they either pull him down and drag him off or until the first light of the sun strikes across the horizon.

If one finds he is the prey of these hounds, the only hope is to evade the pursuit until morning, when the Wild Hunt disappears and returns to the Sidhe; however, there is evidence in folklore that alternative escapes are possible. A pious person can fall to his knees and pray. Apparently, if this is done with true devotion, the Wild Hunt will depart from him without doing any harm. Bells also have a way of discouraging both the huntsmen and hounds of a Wild Hunt.

Whether a Hunt is conducted by good or evil Faeries, there is always the danger that they will catch an onlooker up in the hunting party itself! If the character is within 100 feet of a passing party of huntsmen and fails a resisted FER check at -3D10, there is no way to escape the spell until morning. He must join the Hunt! No matter where the Hunt goes or how fast it moves, a bewitched individual is always able to keep up, whether he is mounted or on foot.

If the GM desires, he may employ this enchantment to draw enthralled characters into a Faerie Hill, if the Hunt returns before dawn comes and releases the characters from the spell that holds them. At that point, who knows what could happen next!

Magical materials may be taken from a Faerie Hound (but not from a Cu Sith) only during the hours of darkness and must be kept away from the light of the sun. Until they are incorporated in a magical device, etc., both the corpses and any parts removed from these spectral creatures disappear when exposed to sunlight.

Within the Faerie Hills, the hounds live in the kennels, tended by the Faerie Master of Hounds; however, they are often given the freedom of the place and wander about in much the same way as they do in the castles of human gentry. When the Cu Sith starts baying its fearsome alarm, all of the hounds will head for the entrance to the Sidhe to repel intruders.

**THE CU SITH:** The dread Cu Sith (pronounced "coo-shee") is a fearsome beast who roams the highlands. It is an enormous, shaggy hound as big as a year-ling bullock. The Cu Sith is described as dark green in color, with huge, fiery eyes, a braided tail that coils up over its back, and very large paws. Its huge footprints can often be seen in mud or snow to mark its passing during the night. The creature moves in total silence. The only sounds it makes are three tremendous baying howls when it catches the scent of its prey.

Assume each Faery Hill has one such beast. Usually, the Cu Sith is kept tied up inside the brugh, the enchanted interior of a Faerie Hill, where it serves as a particularly fierce watchdog guarding the entrance. If anyone not of the Sidhe attempts to enter, it sends up a mighty howl to alert the inhabitants, emanates Fear, and will fight with unspeakable savagery to deny entry to the intruders.

The Faery will sometimes release the Cu Sith to roam about the countryside alone to hunt. It will take shelter in the clefts and caves of rocky crags during the day. Its mission is to find beautiful young human women and drive them back to the Sitheinn, where they become nurse-maids to Faery children and maidservants to the Fey ladies of the Brugh.

While the Cu Sith is a terrible adversary in wild places, when it approaches human habitations, mortal dogs brave enough to face it and overcome the aura of Fear surrounding it can drive it back. In such instances, it is the Cu Sith who has to make a FER check. It will flee from aggressive watchdogs if it fails its morale check.

The Cu Sith also is taken out of the Sitheinn by Faery women to guard them when they go looking for human cattle to milk or to help them steal the cattle and drive them back to the Sitheinn.

The Faeries do not use the Cu Sith in their hunts. For that purpose, they turn to their more "normal-sized" hounds.

If the Cu Sith is slain, one of the hounds of the pack will be "promoted" to fill its place. Thus, on the following night, a new Cu Sith will be guarding the entrance to the Sidhe.

**FAERIE TREES:** Faerie trees are Solitary Faeries, although they are often encountered in small groups. They are trees that the Lords and Ladies of the Sidhe have given intelligence and some measure of mobility to, in order that they might guard the most sacred Faerie meeting places, such as those used by members of the Seelie and Unseelie Courts. Faerie trees look like ordinary trees of the appropriate type (maple, ash, yew, or oak), and have no distinguishing features (such as a face); however, their senses are keen, and they can move their limbs, bend, and thrash about, although they can not uproot themselves, in their roles as

defenders.

Faerie trees are perhaps the rarest of the races of Faerie; they exist in only a few places in the Lands of Faerie, must be awakened through the use of very powerful Magick (usually by the combined efforts of several of the Sidhe, led by one of their Lords or Ladies), and can not breed. Nevertheless, all of the races of Faerie accept the faerie trees as one of their kind, perhaps because of the stalwart job that they do defending the sacred places of the Faerie. Both the Seelie and the Unseelie Court meet in groves that feature a number of these trees scattered about; needless to say, faerie trees awakened by members of the Seelie Court are far safer to encounter than those awakened by their evil counter-parts.

Faerie trees are dangerous in combat, having a very heavy hand indeed, and are well-armed with Magick as well; however, their inability to move about, coupled with their susceptibility to fire damage, leaves them curiously vulnerable to mortal intruders. Some sages speculate that faerie trees were never intended to defend against mortals at all, instead being each Court's version of a home guard. Faerie trees slowly accumulate knowledge gleaned from occasional conversations with the other Faerie races.

**GREMLINS:** Gremlins, the bane of mortal machines, are Trooping Faeries that dwell in hidden recesses of the Lands of Faerie. They appear as tiny humanoid, with ugly faces, big noses, a shock of hair (usually greenish in color), and long, blunt claws. Gremlins dress in either rags or nothing at all, and are rarely armed, save with makeshift weapons such as sharpened sticks, razor-edged stones, or the broken pieces of much larger weapons. These creatures gravitate to the Unseelie Court, but they are too small and unintelligent for the Lords and Ladies of that Court to use in their endless schemes.

Gremlins have an endless fascination with machinery of all kinds, the more complicated the better. As mortals tend to use such devices more often than do the races of Faerie, gremlins often leave the Lands of Faerie in order to wander through the mortal realms and wreak havoc. Despite their stupidity, gremlins are amazingly gifted at damaging or sabotaging machinery in order to embarrass, injure, or even kill those who use it. They will throw skunk cabbage into a forge fire, break spokes on a carriage wheel, cut saddle straps, and so forth; heaven help the alchemist whose laboratory is invaded by a horde of these obnoxious little pests! The greater the resultant disaster, the better gremlins enjoy what they are doing.

Gremlins are utter cowards, and will never place themselves in danger if they can help it. Mortals plagued by them often resort to force to drive them off, which works for a brief time; then the gremlins simply return when the mortal is occupied with other tasks, and pursue their campaign of sabotage with redoubled intensity. Once a band of gremlins has settled in to work on a piece of machinery, it is only a matter of time before they will manage to destroy it; only strong Magick or unrelenting guardianship will deter these little men-aces for any length of time.

Gremlins are generally ignored by the other races of Faerie; they are stupid, cowardly, poor fighters, and easily distracted by any kind of machine or tool in their vicinity.

**HEROIC FAERIES:** No more than whispered rumor and a shining memory in most of the Lands of Faerie, Heroic Faeries are the Tuatha de Danaan, from whom the Daoine Sidhe are descended, and are rumored to have a trace of the divine in their exalted blood. In appearance, Heroic Faeries greatly resemble the Faeries of the Sidhe that are their heirs; however, a subtle aura of majesty hangs over any member of this highest of Faerie races. Heroic Faeries dress in silks and leathers, and wear +5 Faerie glass annealed mail into battle, like their lesser kin.

Once the rulers of both the Lands of Faerie and the mortal lands, the Heroic Faeries were devastated in a war against an enemy whose name and shape is now forgotten, save by the few remaining Heroic Faeries. Whatever these beings were, they were truly terrible; even the immense powers of the Heroic Faeries were barely enough to defeat them, and the Heroic Faeries were forced to leave the mortal realms, and give the Faery Realm over to the Daoine Sidhe, who are the descendants of their children. The few surviving Heroic Faeries now live lives of quiet contemplation, save when they quest after rumors of their ancient foe.

Although most of the denizens of Faerie are certain that they have never met a Heroic Faerie, the Heroic Faeries are so adept at both Faerie Glamour and shapeshifting that this may not be true. Heroic Faeries will take on the forms of almost any living thing, and have mingled with all of the races of Faerie, always striving to do good. The Heroic Faeries are appalled at the existence of the Unseelie Court, seeing it as the ultimate failure of their heirs, and a few of them are rumored to be working with the Seelie Court towards the eradication of this dreadful menace.

Heroic Faeries have little to do with mortals, although they are better disposed towards them than most of the Faerie races; their occasional forays into the mortal lands are made under cover of both Glamour and shapeshifting, and are almost never detected.

**KNOCKERS:** Knockers are Trooping Faeries, small, dwarf-like mine spirits with twisted limbs and homely faces. They are not malicious, like the kobolds, who are the knockers' sworn enemies. At the least, knockers will remain aloof (if no-one bothers them); if they take a liking to mortal miners, they will knock on mine timbers to warn of imminent cave-ins, or knock to lead rescuers to in'vors trapped behind rock falls.

Knockers devote all of their specialized skills to mining, smelting and foundry work, smithing, etc. The knocking sounds of their work indicate rich veins of ore; however, it takes a brave miner to trespass upon the knockers for fear of offending them, which can lead to mines suddenly playing out for no apparent reason.

Knockers may assist humans (or dwarves) in their mining operations, but only when they have a great liking for the miners and mine owner because of respect and kindnesses shown them. Agreements are made to share mine production, an unusual trait for Faeries, but knockers are working types and are not above doing business. An offer of one-tenth of all production is usually considered fair, along with food and a yearly suit of clothes for each knocker; in return, the knockers locate new veins of ore, and dig the ore after the human (or dwarven) shift leaves for the night.

Most miners and mine owners want knockers in their mines, as they can bring good luck. To attract them, an offering of beer, bread, cheese, and salt should be set out at the mine head (the working area) at the end of a shift; if the offerings disappear by the following morning, there is a good chance that the mine is now inhabited by knockers. Of course, it is possible that the offerings were eaten by rats, but it is unwise to stop leaving them; if there are knockers, they will become offended, and abandon the mine entirely. In time, knockers will reveal their presence, if, in fact, they are there. Miners should also make sure never to have holy symbols in a mine, as this will offend the knockers, causing them to leave in high dudgeon.

**PIXIES:** Pixies are Trooping Faeries of the countryside. They are not as physically striking as some Faeries, but they employ Faerie Glamour to create the illusion of attractiveness. Pixies prefer wooded areas, and are quite nervous when out in open fields. Pixies vary greatly in size, from one to four feet in height; they can assume human shape and size, but can be easily recognized by their red hair, pointed ears, turned-up noses, and compact, squinting faces. Pixies always dress in forest green, in order to blend into the forest underground. They have very good Outdoors skills.

Pixies are mischievous and frivolous by nature, but they are not evil; indeed, they are opposed to the depredations of the Unseelie Court. Nevertheless, they delight in playing tricks on travellers who do not take due precautions when crossing pixie territory. Such victims may be either Pixie-led (enchanted to become lost), or simply frightened. Those of churlish or evil ways, or those who have earned the pixies' Faerie ire are singled out for special torment, winding up mired in bogs, soaking in icy streams, lost in swamps, or wandering blindly through dense fogs.

Pixies love to raid farms at night and steal horses, which they take to the woods and ride around and around to create the enchanted circles known as gallitrap. Anyone wandering into a pixie gallitrap becomes their prisoner, and will be forced to dance with them, perhaps also entertaining them with songs, music, or stories. Escape is difficult, and the captive may have to ransom himself by performing the pixies a service. Pixies also play tricks upon countryfolk remiss in leaving out nightly offerings of cream and honeyed bannocks; fortunately, an offended pixie can almost always be mollified by the gift of a new set of clothes.

Despite their size, pixies are quite capable of defending themselves with either Magick or weapons (they prefer bronze or Faerie glass knives, short swords, spears, short bows, and any small, hard objects that they can throw); indeed, the larger pixies are fairly formidable opponents, and should never be viewed as easy prey. Type IV and V Pixies have +1 or +2 weapons, and are usually the leaders of their bands, which can number in the hundreds (another good reason to tread carefully around them).

**THE SIDHE:** The Faeries of the Sidhe are Trooping Faeries, although they will occasionally be encountered on their own, or accompanying other Faerie races (such as Diminutive Faeries, sprites, or Faerie goblins). They are the rank and file of the Daoine Sidhe, the ruling race of the Faerie Realm, and their numbers make up the bulk of both the Seelie and Unseelie Courts. Faeries of the Sidhe appear as tall, slender humanoids, with slightly pointed ears, almond-shaped eyes, pale skin, and a slightly inhuman cast to their beautiful features. They dress in silks and fine leathers, wear enchanted +2 chainmail, and carry swords, spears, and bows (of Faerie glass and yew), enchanted from +1 to +5.

The Faeries of the Sidhe are the epitome of all the traits of the races of Faerie, including both the nobility and the overweening arrogance towards mortal races. They are split between the Seelie and Unseelie Courts, with each Court claiming to hold the allegiance of a majority of the Sidhe (no-one knows the truth of the matter, but most assume that the Seelie Court has the right of it). The Faeries of the Sidhe are the standard by which all of the other Faerie races can be measured; most devote their immortal lives to protecting the lesser Faerie races, pursuing the battle between the courts, and occasionally interfering in mortal affairs.

Long isolation in the Lands of Faerie has left the blood of the Faeries of the Sidhe a bit thin; thus, they seek out mortal lovers more often than any other Faerie race, even the easily tempted dryads and naiads. The rules governing the relationship between a Faerie lover and his or her paramour were developed out of more than Faerie arrogance and pride; since the Faeries of the Sidhe will outlive any mortal lovers by several millennia, unless they adopt them into the Sidhe, the complex rituals of their relationships with mortals are actually both protection for the mortals' soft hearts, and a test of their worthiness to join the enchanted host.

GMS should play up both the grace and pride of the Faeries of the Sidhe; these are the Faerie, and should be dealt with as such.

**SPRITES:** Tiniest of all of the Faerie races, sprites are Trooping Faeries who flitter about the countryside of the Lands of Faerie, rarely bothering to land. They appear as beautiful, tiny humanoid figures, with bright-colored butterfly wings sprouting from their backs. Although they are slow of foot on the ground, due to their very small size, sprites are quick and agile fliers, able to outrun birds and other flying predators.

In addition to being the smallest of the Faerie races, sprites are almost certainly the most frivolous as well. They never spend time on anything serious if they can help it, preferring to wing about,

enjoy the breeze (although they fear high winds, which can slam them to the ground with killing force), and occasionally play tricks on passing mortals. Then again, when a sprite does take a liking to a mortal, there are few better friends to have; sprites are powerful in their magick, and their ability to find chinks and cracks in mortal armor makes them much more dangerous in combat than their size would otherwise indicate.

Sprites mostly operate as free spirits, rarely concerning themselves with either the Seelie or Unseelie Courts; however, if push came to shove, most sprites would probably back their good-aligned brethren. Sprites are particularly fond of sylphs, the other air-oriented race of Faerie, and often a band of sprites will simply adopt a sylph as their leader, following the greater Faerie everywhere, and doing her bidding. Such groups will be less mischievous than ordinary flocks of sprites, although the sprites will still pull the occasional stunt for sheer fun.

Sprites rarely engage in combat; they carry tiny, needle-like blades of Faerie glass, and blowguns that shoot sharp splinters of Faerie glass at their foes. Sprites may not be able to tackle large creatures, but, between magick and their stings, they can annoy many creatures to distraction!

**SWAN MAIDENS:** Swan maidens are Solitary Faeries, and serve the Faerie both as scouts for the Lords and Ladies of the Sidhe, and as tireless warrior protectors for the lesser Faerie races. They appear as beautiful women, usually blonde, wearing long, feathered cloaks, white tunics, and short boots. Swan maidens are always armed with longsword and Elvish longbow (of Faerie glass, bronze, and yew); these weapons are always enchanted, and may range from +1 to +4.

Swan maidens are fearless warriors, and are always affiliated with the Seelie Court. Although weaker in magick than many races of Faerie, the weapons skills of a swan maiden more than make up for this, and they are feared far and wide, particularly in the Unseelie Court, where the depredations of the swan maidens upon their creatures are cause for great fury. Swan maidens can not turn to evil; should a swan maiden feel disgraced, she will seek atonement in solitary exile.

Lone warriors in the wilderness, swan maidens avoid prolonged contact with the other races of Faerie, although they may well serve one of the Lords or Ladies of the Sidhe as a scout or bodyguard. Swan maidens rarely interact with mortals at all; yet, the occasional adventurer in the wilds pursuing the cause of good may find himself accompanied by a mysterious, beautiful woman, who appears out of nowhere to aid him, and vanishes away again once his task is complete. Thus, swan maidens have a good reputation among mortals, better than any other Faerie.

Swan maidens are just as susceptible to the attractions of mortal men as any of the other Faerie races; however, they tend to be circumspect about such relationships, rarely revealing themselves even to the most dedicated of lovers. The female children of such unions are always swan maidens; the male children are mortal, but with a taint of Faerie blood.

**SYLPHS:** Sylphs are Solitary Faeries, amongst the most beautiful, and certainly the most delicate, of the Faerie races. Although they are capable of using Faerie Glamour to conceal their appearance, they occasionally appear in their true forms to mortals: short, slender, beautiful women, wearing diaphanous tunics, and with wings like those of a dragonfly sprouting from their backs.

Though nominal adherents of the Seelie Court, sylphs have little to do with other kinds of Faeries, save only the Sprites, who can join the sylphs in the airy demesnes. Few creatures can outfly a sylph, and none are as agile, save only the air elementals that are the fey sylph's true friends. Rumor has it that sylphs and air elementals can interbreed, and that sylphs are actually the result of a crossbreeding between a Lord or Lady of the Sidhe and a Greater Air Elemental; the sylphs remain silent on the subject.

Sylphs avoid human contact, save when their curiosity about the strange, ground-dwelling mortal races gets the better of them. At such times, sylphs may take mortal lovers, as do other races of Faerie. The children of such couplings are usually mortal, although 10% of them will be born female and winged, and are counted by the sylphs as full members of their race.

Although they are powerful mages, sylphs are frail and weak in combat, and will avoid it at all costs, despite their daggers, javelins, and shortbows of Faerie glass and ash wood. Members of the Unseelie Court delight in the torture of these gentle creatures, so the sylphs have learned to be most wary, even with their Faerie brethren; still, the occasional sylph will be found scouting for the Seelie Court, even to the very edges of the Unseelie Court's demesne.

**WILL O' WISP:** The Will o' the Wisp is an evil spirit (one of the Faeries of the Unseelie Court) which can be found in rural, uninhabited areas, such as bogs, marshes, abandoned castles, roads seldom traveled, etc. They will either be encountered at night, or at any time if they are lurking below ground. The spirit appears as a rough sphere of light, glows a yellowish hue, and is insubstantial, passing through wood, stone, metal, or flesh with ease.

Will-o-wisps are usually spirits of evil persons, although the Greater Will-o-wisps are actually counted as Faeries of the Unseelie court; they wish to lead mortals to their doom, and then feed off of their expiring lifeforce and terror of death. Will-o-wisps have an ability similar to the spell Mesmerize (rank 1 Command), which is the power to captivate its victim, making him unable and unwilling to do anything but watch and follow the dreaded spirit.

Once a Will-o-wisp has enthralled its victim (there is nothing apparently magical about this strange enchantment), but mortals viewing a Will-o-wisp must make a FER CR, should the target fail,

the wisp it will lead the hapless soul into some sort of terrible trap, whether another creature, a bottomless bog, a mechanical trap in an old ruin, or just the edge of an unforeseen cliff. The Will-o-wisp will keep its victim enraptured until escape is no longer possible; then, the Will-o-wisp will release its grip upon the will of its victim, and settle back to enjoy the thrill of death, experienced vicariously. Sages has speculated that this is also how the Will-o-wisp feeds; as it seems to require no other sustenance, this is as good a guess as any.

Victims of a Will-o-wisp who manage to break free of its enchantment, and their companions, who the Will-owisp may not have bothered to enthrall, may attempt to attack and slay the Will-o-wisp. Unfortunately, being an energy creature, the Will-owisp tends to discharge into anyone striking it with a metal weapon, unless the hand(s) grasping the weapon is very well insulated (most gloves are simply not thick enough). The Will-o-wisp is also capable of discharging itself as a method of attack; indeed, this is the only method of attack possessed by these malevolent balls of energy.

Will-o-wisp is electric in nature, a form of intelligent Ball Lightning, and does 1d20 points of damage whenever he touches his victim (25% chance), which he may attempt to do 1-3 times per turn. However, since Will may suffer 1- 20 points of damage every time he is struck by a metal weapon (20% hit probability, no matter who the attacker is), he prefers to wait until his victim expires in the trap, whereupon Will feeds on the life force leaving the victim's body.

Will-o-wisp moves up to 180 feet/turn and can sustain 50 points of damage, whereupon he is grounded and requires 24 hours to recharge his batteries. When "luring" victims, he casts an Illusion spell up to the 4th Circle, but failure means that he cannot again attempt to lure an intended victim for 24 hours.

It should be noted that magick has no effect on Will, and use of any form of electrical bolt against him only strengthens him by the force of the bolt. Fire, Cold, and other magick weapons have no effect on him. Only cold iron or some other conductor can be used to "short-circuit" this malevolent spirit.

Will-o-wisps will never touch the water, as this immediately discharges them completely (in essence killing them). The best way to deal with a Will-o-wisp, if one has the courage for this sort of thing, is to trick it into attacking an opponent who is standing in a pool of water at least six inches deep; the Will-o-wisp will immediately discharge, although the unfortunate standing in the pool will suffer the effects of the Will-o-wisp's shock attack, but with double normal damage.

Will-o-wisps sometimes come into possession of treasure left behind by their victims, but they can not interact with or appreciate such things, leaving their treasures scattered about on the ground in the area that they haunt.

Experience: 1000 points for temporarily "vanquishing" the Will O' Wisp.

## The Goblin Races



Goblins, Hobgoblins, Kobolds, Orcs, Uruk-Hai and Bugbears all belong to the Goblin race. While there are differences, most Goblin types tend to be squat of body, with long arms and bow-legs. Their complexions are dark and leathery, their faces ugly and misshapen, with squinty eyes and long discolored fangs. They live underground, see well in darkness, and hate the daylight which only the Uruk-Hai can tolerate without being overly weakened or demoralized. They are superb tunnelers and can dig 3 times as fast as men. They are skilled in practical areas such as weapon making, but otherwise they are unimaginative and uninventive. In war they can be fierce, but only the Uruk-Hai possess the real military discipline and a sense of tactic. Temperamentally, Goblins are quarrelsome and highly treacherous. Advancement is often obtained by assassinating one's superiors. Rivalries between tribes often results in their attacking each other, unless restrained by leaders capable of exacting obedience from them. Their ferocity is greatest when fighting the Dwarves and Gnomes, their traditional enemies, but Elves are scarcely less hated.

Goblin society is tribal. They live in cave complexes, and the typical tribe numbers from 100 to 600 members, with 10% to 25% being found in the lair at all times. Patrols and warbands average 10 to 100 strong. The lesser races are governed by Chieftains and self-styled "Kings". The Uruk-Hai and the lesser Orcs who are their subjects are formed along military lines, with each warband of 100-600 being a regiment in one of the five tribes: (1) Orcs of the Red eye; (2) Orcs of the Mountains; (3) Orcs of Mordor; (4) Orcs of Isengard; (5) Orcs of the White Hand. The grades of rank particularly among the Uruk-Hai are somewhat elaborate, reflecting their high degree of organization and discipline. Only Orcs and Uruk-Hai venture out of their lairs in daylight, although they dislike it, while the other Goblins sally forth only at night to ambush parties of men passing nearby or to pursue "intruders". Also, Orcs and Uruk-Hai are mercenary and hire out to the highest bidder for wars or other forms of bloodletting.

All Orcs share the following racial traits in common. Whether being played by player characters or used as creatures, Orcs gain access to the following innate abilities:

**Curse of Daylight:** All Orcs and Goblins, when outdoors in bright sunlight, suffer a -20% penalty to all perception based skills. This is generally the reason why Orcs sleep during daylight hours, although they need rest only once every three days. In most darkness outdoors and in dimly lit tunnels Orcs can see 15 meters perfectly and fairly well up to 30 meters. In absolute darkness, they can see up to 3 meters. The Uruk-hai and Half-orcs are not adversely effected by daylight and do not suffer a penalty to their

perception based skills.

**Hard March:** All Orcs, including goblins, have great endurance and can run swiftly for long distances if they must. Orcs can maintain a forced run or march for many hours before requiring a breather. As such they do not suffer Fatigue Point loss (if this optional rule is being used) or lose Weariness Levels (if this optional rule is being used) when running/marching anytime under two hours duration. If they continue to run/march, for every hour after the first two hours of running/marching, they will lose 1 Weariness Level or 1 Fatigue Point per hour, depending upon which optional system is being used.

**Untrustworthy:** Orcs, including goblins, trust none but themselves. They fear and respect power only and thus will follow only the most powerful of their kind, even though they will despise that leader, hating him and would stick a knife in his back if the chance arose. Only the Uruk-hai have an innate loyalty to one another, a sense of camaraderie that only a band of warriors can have, but they look down upon and despise the lesser Orcs, viewing them as weaker and worthy only for menial tasks and as arrow-fodder in times of war.

Goblins have a reputation for stupidity which is not entirely deserved; for while the lower ranks tend to be morons, the leaders are often remarkably intelligent. As long as their leadership is intact, Goblins are dangerous and cunning foes. In addition to their own leaders, Goblins may acquire protectors and leaders of ability of other races. These protectors may be allocated according to the following guidelines:

Type	In Cave Complex or Lair		In "Patrols"		In Surface Expeditions	
Fighter 1	none in lair*	20% 1/20	Goblins	50% 1/10	Orcs or Uruk-Hai	
Fighter 5	none in lair*	20% 1/20	Goblins	50% 1/20	Orcs or Uruk-Hai	
Fighter 8	none in lair*	10% 1/50	Goblins	30% 1/50	Orcs or Uruk-Hai	
Fighter 10	none in lair*	5% 1/50	Goblins	30% 1/100	Orcs or Uruk-Hai	
Magician 5	none in lair*	10% 1/50	Goblins	20% 1/20	Orcs or Uruk-Hai	
Magician 10	none in lair*	10% 1/100	Goblins	20% 1/100	Orcs or Uruk-Hai	
Magician 15	none in lair*	none in patrols		20% 1/500	Orcs or Uruk-Hai	
Magician 20	none in lair*	none in patrols		20% 1/600	Orcs or Uruk-Hai	
Bugbear	25% 1-10	15% 1/20	Goblins	none in expeditions*		
Ogre	15% 1/50	10% 1/20	Goblins	none in expeditions*		
			Goblins			
Cave Troll	15% 1/50	10% 1/50	Goblins	none in expeditions*		
			Goblins			
Mtn. Troll	10% 1/50	10% 1/50	Goblins	10% 1/50	Orcs or Uruk-Hai	
			Goblins			
Balrog	10% 1/500	none in patrols		none in expeditions		
			Goblins			

\*Human characters may live nearby, however, so check using Surface Expedition Table. Also, when night forays are being made, Monster Protectors may accompany their Goblin subjects in numbers similar to those for Patrols.

In addition to "protectors", Goblins—especially Orcs—associate with chaotic animals like Wargs (Wolves) and Dire Wolves. From 1-20 Wargs and 1-6 Dire Wolves will be found per 100 Orcs in a Cave Complex. Warg is the term used to describe the evil wolves who were used as mounts by orcs. Like so many foul creatures, the warg may have first been bred in Mordor, the result of mixing two animals to produce a true monster. Wargs are said by some to be very intelligent predators; it is rumoured that they had a crude understanding of some orc words and their Black Speech.

Wargs measure about five feet at the shoulder, and could be up to ten feet in length from snout to the tail; estimates put their weight at a maximum of 600 Dr., around four times that of a man. Wargs have a bearlike face with a long muzzle full of huge fangs and a long, prehensile neck; its eyes are small and set back to each side of its head, its ears at the back of the skull. This arrangement give greatest sensory range while keeping its vulnerable areas protected, and the long neck give it reach, flexibility and power when biting into flesh. There is a large well muscled hump above its forelegs, that propel it at high speeds, allowing the beast to run swiftly but also smash and tackle prey and foes.

Apart from its ruff, the Warg had short dense fur, which would have kept injury from tooth and claw to a minimum. Not all damage could have come from the men and beasts it was attacking; Wargs are ferocious and can quickly turn on other members of their pack as well as their handlers. Coloration and patterning of the fur seems to vary throughout the breed, with mottling and other patterns appearing in shades of red, brown, fawn and liver, with harder patterning appearing toward the back. Powerful haunches and a dewclaw allow the Warg to climb.

Not all Goblins are alike, any more than all men are alike. The following tables give the experience levels for Goblin types. Player-characters advance to the next level upon reaching the indicated experience totals. There is a 10% chance a player has the tribe leader for a father, a 10% chance that father is an "officer", and an 80% chance that father is only a warrior. Also, the number of a particular level of Goblin per 100 Goblins is provided so that lairs may be appropriately "stocked". The Prime Requisites are treated differently at times than for the usual humans, Elves, etc., and the player should pay close attention to the changes listed below.



KOBOLDS are the smallest of the "goblinoid" races. They stand barely four feet tall, shorter even than the dwarves. Kobolds look a little bit like very hairy dwarves, save that their faces are ugly, their ears are large and pointed, they have fangs jutting from their underslung jaws, and their skin is the hideous green-yellow of moldy cheese. Kobolds wear drab clothes of brown and black, leather armor, and close-fitting boots; their chiefs often dress quite ostentatiously, however, as kobolds are really quite convinced of their superiority to all other forms of life. Needless to say, most other forms of life do not agree with this rather optimistic assessment.

Because of their small size and slight strength, kobolds do not make good warriors, although they can certainly be dangerous if encountered in large groups. They draw courage from large numbers (as most creatures do), and can defend their underground lairs most fiercely so long as their forces have not been too badly depleted. Most kobolds, however, concentrate on mining, forging, and other such tasks to pass their time. The products of their labors are not terribly beautiful (down-right ugly would be a fairer assessment), but they do make reasonably good weapons, although few weapons made by kobolds are larger than the typical human broadsword, which is a two-handed weapon to a kobold. Kobolds will trade with nearby communities of humans or dwarves, although the dwarves despise kobolds almost as strongly as they do the goblins.

Kobold society is very clannish; each tribe of kobolds is really a greatly extended family, numbering anything from 20-200 individuals. Each tribe will have a chief, who is dedicated mostly to making himself feel more important; in addition, most tribes will have at least one mage, although kobold mages rarely learn more than one or two methods of Magick (usually something elemental, although they avoid Water magic). Males and females are considered roughly equal, except in conditions of war, when females are in charge of protecting the young, while the males do most of the heavy fighting. Kobolds have a lot of children; although they only live to be about 35 years of age, a female kobold can bear as many as fifty or sixty children in that period of time (multiple births are the rule)!

They will plan and dig mines industriously, while laying cruel traps for interlopers. If they must confront an enemy, they will mass their troops for an ambush. Among the monstrous humanoid, they are known for cunning plans; unlike many, they also share those plans among the tribe. General plans and goals are common knowledge, and detailed plans are shared with all who ask, to allow them to work fruitfully for the good of the tribe. Kobolds have a natural hatred of Dwarves.

Kobold society is tribal with war bands based on clans. As many as ten families can be part of a clan. Each clan is responsible for patrolling a ten-mile radius. The most numerous kobold tribes include the Torturers, the Impalers, the Gougers, the Crippleers, and the Mutilators.

KOBOLDS	Exp.	Body	Fat.	Size	Wt.	%Hit	%P&D	Blows	WDF	armor	No/100	Bonus
												Exp.
Warrior 1	0	7	3	3'6"	50	-	-	-	2x	2	60	15
Warrior 2	2500	8	4	3'6"	50	-	-	-	2x	2	10	20
Warrior 3	5000	9	5	3'6"	50	-	-	-	2x	3	10	30
Warrior 4	10000	9	6	3'8"	55	+5%	-	+1	2x	3	10	50
Warrior 5	25000	9	7	3'8"	55	+5%	-	+1	2x	4	5	65
Warrior 6	50000	9	8	3'9"	60	+5%	-	+1	2x	4	5	85
Officer 7*	75000	10	8	3'10"	62	+7%	-5%	+2	2x	5	2	100
Officer 8*	100000	10	9	3'11"	65	+10%	-5%	+2	2x	5	2	150
Officer 9*	150000	11	10	4'	70	+15%	-7%	+2	3x	5	1	250
Officer 10*	200000	12	10	4'	70	+20%	-10%	+2	3x	5	1	350
Chief 11*	250000	13	11	4'1"	75	+20%	-10%	+3	3x	6	1	500
Chief 12*	300000	14	12	4'2"	75	+20%	-15%	+3	3x	6	1	800
King	13*400000	15	15	4'2"	80	+20%	-20%	+4	3x	7	1/Tribe	1000

\* Before a player character can advance to the Officer, Chief or King level in any of the Goblin Races he must first eliminate the superior whose position he covets. If he does so in a duel, he may fill the position and also score the bonus experience points for killing his predecessor. If he resort to assassination, no experience bonus is awarded and he has only a 25% chance of being promoted.



GOBLINS are the most diminutive breed of Orc but are deadly in large numbers. They are small humanoid between 4 and 5 feet high, seldom reaching the height of a man. Their eyes vary from red to yellow and are usually dull and glazed. They have a broad nose that sits on a flat face with pointed ears and a wide mouth. Their mouth contains small, but sharp fangs. Their skin pigment ranges from a deep red through nearly any shade of orange to yellow. Members of the same tribe tend to have the same skin color. They dress in leathers, ragged cloaks, and smelly, moth-eaten undergarments, but rarely wear boots or shoes, as their feet are as tough as most leather.

Goblins usually live in tribes which are ruled by the strongest goblin in the group. These tribes vary in size from gangs of 4-9 to tribes of up to 400. Goblin tribes usually settle near civilized areas to raid for food, livestock, tools, weapons, and supplies. Some goblin clans will come under the control of stronger goblinoids or other creatures, who will use the goblins for their own purposes. Goblins tend to be bossed around by orcs because they are smaller and weaker, but the Goblins outsmart their larger cousins when trading scavenged goods.

Like all of the "goblinoid" races, goblins prefer to dwell in darkness, and have a strong aversion to daylight. They are usually found in underground caverns, dark woods where the sun rarely shines, or arctic climates, where what sunlight reaches them is weak and indirect (goblins are resistant to cold, and in such climates they will wear furs). They have few crafts, and engage in no trade, preferring to raid their neighbors (usually humans) for provisions, gear, and other spoils of war.

Goblin society is entirely oriented towards the practice of war; every male child is expected to begin weapons training as soon as they are old enough to walk, and status is entirely based on one's battle prowess. Female goblins do not fight, being expected to tend to the hearth, and produce a new crop to goblin babies for their leaders to send out into their perennial battles. Despite this constant preoccupation with the war-like arts, goblins are not particularly good fighters, being too small and unintelligent to match up to well-trained adventurers; only their leaders show even a trace of tactical or strategic ability, and almost no goblin has ever had more than that. Should goblins happen to share living space with their larger kin, the hobgoblins, the hobgoblins will tend to dominate, as they win most fights with the smaller and weaker goblins.

Goblins are on bad terms with humans, elves, and dwarves. They especially hate the dwarves, however, and the feeling is mutual; many is the dwarf who has dedicated his (or her) career to the extermination of these cantankerous, cavern-dwelling little pests. However, goblins breed very quickly (much faster than humans, and several times the rate of the long-lived dwarves), and so they are very difficult to completely destroy. Goblins live for about 40 years, if they do not die younger in battle.

They prefer attacking their opponents in the back or from a safe distance. When pressed into battle Goblins seek safety in numbers, attacking in large mobs. They are afraid of Elves.

Table with columns: GOBLINS, Exp., Body, Fat, Size, Wt., %Hit, %P&D, Blows, WDF, armor, No/100, Bonus Exp.

HOBGOBLINS are a larger, stronger, smarter and more menacing form of goblins. They are smaller and weaker than bugbears, but better organized. Hobgoblins are humanoids that stand nearly 6' tall, a little taller than orcs. Smarter than other goblinoid races, they are renowned for their brutality and military skill.

Hobgoblins exist in perpetual war against all other races, believing that "lesser" species are fit only for battle fodder. In mixed groups, hobgoblin officers often lead units of goblins or orcs, whom they bully and make to feel inferior. Other peoples find them paranoid, insulting, and dismissive, while hobgoblins in turn treat all others as potential threats. Hobgoblin mercenaries may

offer their services to powerful and wealthy members of other races, however.

Hobgoblins are adept at uniting fragmented goblin tribes under their command. Powerful creatures such as bugbears, ogres, and trolls may occasionally assume leadership positions in a hobgoblin tribe, but normally act as front line muscle.

Hobgoblins have an extreme hatred of elves. If given a choice in who to kill, they will always pick elves first.

Hobgoblins prefer to dwell in warm hills, but can survive in almost any terrain. Most hobgoblins dwell in subterranean complexes, though about a fifth dwell in fortified villages on the surface. They fortify their homes with ditches, gates, guard towers, catapults, pit traps, and ballistas.

Hobgoblins resemble large, muscled humans, their bodies covered in coarse fur with red-brown or gray skin and red or orange faces. Large males have blue or red noses, and may have beards and male-pattern baldness. Hobgoblin eyes are dark brown or yellowish, and their teeth tend to be yellow. Their muscles are designed more for agility than brute strength, and they have been described as having almost feline dexterity. They specialize in moving without sound. Hobgoblins can see in the dark up to 60 feet away.

Hobgoblins prefer blood-red garments with black-tinted leather. Their weapons are kept highly polished and in good repair. Many hobgoblins sport tattoos, deep scars gouged and burnt into their flesh meant to display their tolerance for pain rather than for art's sake. Some hobgoblins sport piercings for the same reason, though they always keep their noses unobstructed. Their hair is often braided with jewelry carved from the bones of slain enemies. Any other adornments worn are also meant to call attention to their endurance or battle prowess.

Hobgoblins are well-organized, well-trained, and obey a strict military code. They are driven to survive through continuous military conquest. Each maintains a rigid "personal perimeter" that represents both personal space and that individual's portion of the tribal land. In order to continue constant vigilance over this perimeter, they seek to purge themselves of emotion and superfluous thoughts. Mercy and compassion are considered weakness and individual freedom meaningless.

War itself is almost a religious experience for hobgoblins. Weakness is feared and actively destroyed in their society, and weapons that break in battle are considered ill omens, even if there are plenty of replacements.

Unusual for such a martial race, hobgoblins view death in combat as a sign of weakness rather than glory, although they do honour their dead to some extent. In order to minimize the risk of a dishonorable death in battle, hobgoblin warriors who are no longer fit for combat usually commit ritual suicide in a way similar to the rites of ritual sacrifice to the hobgoblin gods (with the blade of an axe).

Table with columns: HOBGOBLINS, Exp., Body, Fat, Size, Wt., %Hit, %P&D, Blows, WDF, armor, No/100, Bonus Exp.

BUGBEARS live a life based around survival, often becoming rogues. They tend to be sound military tacticians, and individuals can be highly intelligent. Bugbears are less fertile than other goblinoids, however, and have a smaller population.

Individual bugbears will sometimes work as mercenaries with other sorts of goblin-kin, acting as front-line muscle or even assuming leadership positions in Hobgoblin tribes. They assume mastery over goblins whenever it suits them. Goblins are always quick on their toes when bugbears are around, for the unwary are liable to end up in a bugbear stew-pot.

Bugbears are carnivores and will eat anything they can kill, including sentient beings. Intruders are considered a valuable source of food, so bugbears rarely bother to negotiate with them. They have a fondness for glittery, shiny objects and weapons, however, so they will sometimes parley if they think they can get something exceptional. Bugbears also enjoy strong wine and ale, sometimes to excess. Rarely, they will take slaves.

Unlike their smaller cousins, bugbears operate equally well in daylight and great darkness. A bugbear is considered mature by the age of 11. Bugbears live for some 60 years, but few of these bloody, combat-oriented creatures actually survive for so long, as their comrades will slaughter them for food when old age begins to weaken them.

Bugbears resemble hairy, feral goblins standing seven feet tall. They take their name from their noses and claws, which are similar to those of bears. Their claws are not long and sharp enough to be used as weapons, so bugbears often armor and arm themselves with a variety of purloined gear. Most often, this gear is second-rate and in poor repair.

Bugbear eyes are greenish white with red pupils, and their wedge-shaped ears rise from the tops of their heads. Most bugbears have hides ranging from light yellow to yellow brown and their thick, coarse hair ranges from brown to brick red.

Bugbears have exceptional sight and hearing, able to see in pitch darkness. They move with amazing stealth.

Bugbears live in loose bands. Bands of 24 or more will be led by a chief and a sub-chief. Females are not given the same opportunities as males. Bugbears are less preoccupied with mass battles than most goblinoids, partially because they can't as easily afford the losses, and partially because their chaotic nature makes organizing them in armies difficult. Bugbears are always very heavily armed, usually carrying at least three large slashing or crushing weapons, such as axes or clubs.

Bugbears are a rather primitive race, having no talent for either trade or craftsmanship. They prefer to maintain themselves by preying upon those races that they consider to be inferior, which amounts to nearly everyone, other than the ogres and trolls (even the largest of bugbear chiefs is no match for a troll). Bugbear dwelling places are the roughest of caves and shadowed places among the hills and mountains, although they may choose to construct miserable hovels of either branches or turf, should they decide to dwell outside of their native caverns.

Bugbear society is entirely oriented towards combat; the creatures fight with one another when nothing better is available, although they rarely kill one another in these duels. All bugbear males are brought up to be warriors; bugbears do not bother with any other profession, and their females are kept in virtual slavery to breed up the next generation of warriors. Woe betide any human, or worse, elven village within marching distance of a tribe of these dreadful creatures; the bugbears will not rest until they have wiped out all trace of their foes, usually devouring the bodies in a gruesome feast after battle. Bugbears are deadly in combat, and are so bloodthirsty that they occasionally slaughter their own wounded, rather than take the chance that they will be permanently crippled.

The hatred between bugbears, and humans and elves, runs deep and hot, and the races usually slaughter one another on sight, although the elves will retreat from too great a concentration of their enemies, intending to come back later with reinforcements. Bugbears tend to ignore Dwarves, although the Dwarves attack them just as fiercely as they do goblins and orcs.

														Bonus	
BUGBEARS	Exp.	BodyFat	Size	Wt.	%Hit	%P&D	Blows	WDF	armor	No/100	Exp.	Exp.			
Warrior1	0	15	10	6'5"	400+5%	-	+1	4x	4	40	125				
Warrior2	2500	16	11	6'5"	400+5%	-	+1	4x	4	10	200				
Warrior3	5000	17	12	6'5"	400+7%	-	+1	4x	5	10	300				
Warrior4	10000	18	13	6'6"	425+10%	-	+2	4x	5	10	450				
Warrior5	25000	19	14	6'6"	425+12%	-5%	+2	4x	5	10	625				
Warrior6	50000	20	15	6'6"	425+15%	-7%	+2	4x	5	5	800				
Officer7*	75000	22	17	6'6"	425+18%	-10%	+2	5x	7	5	1100				
Officer8*	10000024	18	6'8"	450+20%	-12%	+3	5x	7	5	1650					
Officer9*	15000026	20	6'8"	450+25%	-15%	+3	5x	7	2	2250					
Officer10*	20000027	22	6'8"	450+27%	-15%	+4	5x	7	1	2900					
Chief	11*	30000028	22	6'10"	475+30%	-18%	+4	5x	8	1	4000				
Chief	12*	40000030	25	6'10"	475+35%	-20%	+5	6x	8	1	5250				
King	13*	50000030	30	7'	500+40%	-20%	+6	6x	8	1/Tribe	6500				

ORCS (Yrch, sing. Orch) are of human shape, of varying size but always smaller than Men, ugly, filthy, with a taste for human flesh. In the First Age, Morgoth ensnared and imprisoned many Elves. These poor souls were slowly tortured and corrupted, enslaved to the Dark Ones will. Thus the race of Orcs came to be, made in mockery of the Elves and forever after their bitterest enemies. But the Orcs also loathed the Master they served in fear, hating him for inflicting upon them such unending misery.

Morgoth used Orcs as soldiers, sending them in great numbers against the armies of the Eldar. He continued to breed them in his stronghold in Angband, continually replacing the fallen with more and more of the hateful creatures, until the Elves were overwhelmed. Many Orcs were slain at the end of the First Age. The remainder fled into the mountains and forests of Middle-earth, where they slowly developed into separate tribes and breeds.

In the Second Age, Orcs came under the dominion of Sauron. By the power of these vast armies, the servant of Morgoth quickly became the Dark Lord of Middle-earth. The defeats Sauron suffered at the end of the age, however, were caused in part by the innate untrustworthiness of the Orcs, and so he resolved to improve the breed.

The Orcs of the early Third Age were located primarily in the Grey Mountains and Misty Mountains, where their main stronghold was Gundabad. Within the mountains they carved massive complexes of tunnels and caverns, for though the Orcs cannot create things of beauty, they are skilled with their hands. They became as adept at mining as the Dwarves. Other Orcs, especially those tribes that lived in the forest of Mirkwood, came into the service of the Necromancer of Dol Guldur.

In TA 2480, after the Dwarves were expelled from Moria, Orcs settled in the great vaults and halls of the Dwarrowdelf. The Dwarves could not abide such foul creatures living in their ancestral home, and a series of expeditions to retake Moria followed. All were ill-fated. Over 750 years later, in TA 2747, the Goblin Golfimbul led an invasion into the Shire. At the Battle of Greenfields, the Hobbit Bandobras Took slew Golfimbul, knocking his head clean off into a rabbit hole, and routed his forces (also coincidentally creating the Hobbit game of "golf").

In the Battle of the Five Armies, Bolg son of Azog commanded a great host of Orcs and Wargs that was defeated by the combined might of Men, Elves, and Dwarves. Three parts of the Orcs of the North perished in that battle, curtailing Orc-depredations in that part of the world for several decades.

At the end of the Third Age, prior to the War of the Ring, the Orcs again rose in great numbers. In addition to serving Sauron, Saruman the White gathered a tribe of these foul creatures to Isengard. There they used their skills as smiths to craft weapons of siege and war for the coming conflict with Rohan.

Orcs have tough, leathery or scaly skin, blackish or greenish in colour. Their noses, flat and keen, allow them to track by scent. Their blood is black, and the nails on their hands are a strong as claws. They have great endurance and can run swiftly for long distances if they must. But most are lazy, preferring the easiest method of accomplishing any task. Orcs despise the sun and its painfully bright light, but their eyes can see as well at night or in dark tunnels as Men can in the light. Their eye colour tends towards blood red or bright yellow pupils that almost seem to glow in the dark. Just like a cat's eyes, Orc eyes reflect any light shone into them.

After the First Age, the race of Orcs diverged into a number of different breeds. In the mountains, particularly in the North - including their strongholds at Gundabad and Mount Gram-Orcs tend to be taller and stronger, though not so much as Uruks on either count. Orcs from more southerly regions and from Mordor tend to be shorter and broader, with crook-legs and longer arms.

Orcs favour the scimitar as a weapon, though they use other swords and daggers - sometimes in saw-toothed varieties - as well. Their weapon blades are black and often poisoned. Larger Orcs sometimes prefer spears and axes. Orc-arrows are short and black with black fletching. Orcs wear heavy and clumsy Orc-chainmail or laminar armour, or they wear armour scavenged together from those they have killed. Orkish skin is tough and leathery and so offers some natural protection against the weapons of their foes.

They fight with ferocity (so long as a guiding 'will' compels or directs them). In some places, Orcs as mainly being battle fodder. Orcs eat all manner of flesh, including human and it seems likely that Orcs do eat other Orcs.

Morgoth could no longer produce life on his own, and Orcs of Angband were transformed from Elves by means of torture and mutilation. Later under Morgoth's lieutenant, the necromancer Sauron, Men were cross-bred with the Orcs. This process was later repeated during the War of the Ring, creating the fierce Orcs known as Black uruks. Saruman cross-bred them further with goblin-men, half-orcs and the fearsome Uruk-Hai. They are only able to destroy, not to create and have sour black blood; suggestive of reanimated corpses.



														Bonus	
ORCS	Exp.	BodyFat	Size	Wt.	%Hit	%P&D	Blows	WDF	armor	No/100	Exp.	Exp.			
Warrior1	0	10	4	4'5"	73	-	-	-	2x	3	50	25			
Warrior2	2500	11	5	4'6"	79	-	-	-	2x	3	10	45			
Warrior3	5000	12	6	4'7"	86	-	-	-	2x	3	10	65			
Warrior4	10000	12	7	4'8"	93	+5%	-	+1	2x	4	10	100			
Warrior5	25000	12	8	4'9"	100	+7%	-	+1	2x	4	10	150			
Officer6*	50000	12	9	4'10"	106	+10%	-5%	+2	2x	4	5	225			
Officer7*	75000	13	10	4'11"	113	+12%	-5%	+2	2x	5	2	300			
Officer8*	10000014	11	5'	119	+15%	-7%	+2	3x	5	2	400				
Officer9*	15000016	12	5'1"	124	+17%	-10%	+3	3x	7	1	500				
Chief	10*	20000017	13	5'2"	128	+20%	-10%	+3	3x	7	1	650			
Chief	11*	25000018	15	5'3"	932	+20%	-15%	+4	3x	7	1	800			
Captain12*	30000019	17	5'4"	137	+25%	-15%	+4	3x	7	1	1000				
Lord	13*	40000020	20	5'5"	140	+25%	-20%	+4	4x	8	1/Regt	1300			

The URUK-HAI (sing. Uruk) differ from normal or lesser Orcs in the following ways: they stand 5-6 feet tall; they have a more "human" appearance, despite their Orkish cat-like eyes, fang-teeth, and black/grey hides; they have longer, stronger, and straighter legs; they are intelligent and cunning; and despite their preference for darkness, they operate freely and without penalty in daylight. The Uruk-Hai is a race of very large black Orcs of great strength, first appeared about the year 2475 of the Third Age, when they conquered Ithilien and the city of Osgiliath. These original Uruks were of Sauron's breeding, but Saruman bred his own, making further improvements such as resistance to sunlight and more upright stature. All Uruk-hai were larger and stronger than other breeds of Orc and consequently looked down upon and often bullied them.

The Orcs and Uruks in the service of Barad-dûr, the folk of Mordor, used the symbol of the red eye of Sauron. The Red Eye was also painted on their shields. These Uruks of Mordor referred to Sauron as the Great Eye. They could see better in the dark than the Isengarders could. The Uruks of Saruman the White used an S elf-rune wrought in white metal on the front of their iron helmets. They also appeared different physically: greater stature, swart, slant-eyed, thick legs and large hands.

The Uruk-hai of Isengard were the tallest of the Orcs present and had thick, straight legs (while the Orcs of Mordor were described to be bow-legged) and large hands. Although the Isengarders still did not like the light of the sun, they could withstand it better



than other Orcs.

Instead of curved scimitars, they used short, broad-bladed swords. Their great bows were made of yew wood, in length and shape as those of Men. Normal uruk infantry wield swords and shields. These swords maximize the brute strength of the uruks, being able to cut limbs and heads like a hot knife on butter. The upward-pointing spike on the end was an ingenious addition by Saruman, a learned scholar skilled in the arts of warfare. Knowing that he would be facing the legendary Rohirrim cavalry, the additional spike could pull a rider from his horse with minimal effort and either kill or disable his mount. It also served as a terror weapon, sending many shivers down the spine of even experienced soldiers.

Given that Saruman wished to make a great army of destructive soldiers quickly, he devoted more time to arming and birthing his uruks than he did training them. Given the quickened births of his second batch of Uruk-hai warriors, they were unable to be trained in many tactics of war. Most of their weapons show this, requiring little thought to be used. The sword would hack an enemy with the straight side in one direction then stab the enemy with the jutting bladed part on the other side, repeated until the uruk either died or ran out of things to kill.

They wear broad shields, made of durable iron that could defend well against incoming attacks and would provide an alternative weapon by using the bladed side, should the uruk lose his other weapon. Scouts wear light, leather armor and have leather helmets with no crests or brims, and wield short swords, axes, daggers and powerful bows of yew with a tremendous draw weight. Their armour is grey and is made up of large lames and has a groin guard. Underneath is a layer of chainmail that covers the torso, half the arm and a small fraction of the legs. They also wear arm armour but they have bare legs. For footwear they have puttees and sandals that are covered by foot and leg armour.

The helmets vary. Heavy uruk helms are metal caps with an eye slit, horizontal crests and two smaller crests at either side of the mouth. Crossbow and engineer helms are a simple metal cap that covers the top half of the head (just the eyes on the face) and have huge brims at the bottom. Berserker helms have two circular eyeholes and an empty space for the mouth. They have no crests or brims. Commander helms are basically berserker helms with massive crests. Almost all the helms have the white hand of Saruman painted on them. Despite the strong iron used in most of an Isengard Uruk-hai's armour, it provided little protection at joints, so as to not constrict movement, or at the back, as Saruman was to use them for attack purposes and would not expect any form of flanking attack.

Mordor Uruk-hai differ greatly from their Isengard kin. While the Uruk-hai of Isengard were well-armed, using hardened iron armour and shields and wielding finely crafted, yet simple weaponry, Mordor's Uruk-hai wore scraps of black leather armour with hoods along with chainmail and would use any sort of weapon they came across. Additionally, while most of the Uruk-hai of Saruman were rushed in their birthings, needing to amass an army quickly, Sauron's Uruk-hai were not, having no need to create an army of Uruk-hai quickly when he had innumerable garrisons of orcs, trolls, evil men and all manner of other maleficent beings under his command that could be sent forth at any time he wished, and so were able to be bred fully, becoming stronger and smarter than most of their Isengard brethren. However, the harsh climate of Mordor also left them more susceptible to mutation than the Isengard breed.

Berserker Uruks were also utilized during the siege of Helm's Deep, both to clear the ramparts of defenders and to detonate explosive mines to breach the outer walls. These Uruks were even larger and vicious than normal Uruk-hai. They shave their heads and fill their helmets with human blood, so that when they put on the helmets the blood runs down their backs and its scent sends them into a killing frenzy. They carry doubly-bent swords. These swords were feared by their Rohirrim enemies for good reason. First, they had double spikes on the end (used for hamstringing or disemboweling horses). Second, the tremendous strength of the Berserkers could easily take the head off of any human. Last, they had a keen cutting edge that could easily cut through the leather armor of the Rohirrim. They also wear any armour they can get their hands on but usually wear composite armour similar in fashion to chain or ring mail. They will wear any decent armour scavenged from foes. They often carry small and medium sized shields as well.



URUK-HAI	Exp.	BodyFat.	Size	Wt.	%Hit	%P&D	Blows	WDF	armor	No/100	Bonus Exp.	
Warrior1	0	12	10	5'10"	200	-	-	-	3x	3	50	100
Warrior2	2500	13	11	5'10"	200	+5%	-	-	3x	3	10	150
Warrior3	5000	14	12	5'11"	205	+7%	-	+1	3x	4	10	250

Warrior4	10000	15	13	5'11"	205	+10%	-5%	+1	3x	4	10	400	
Warrior5	25000	16	14	6'	210	+12%	-7%	+1	3x	4	10	575	
Officer6*	50000	17	15	6'	215	+15%	-10%	+2	3x	5	5	700	
Officer7*	75000	19	16	6'1"	220	+17%	-10%	+2	3x	5	2	1000	
Officer8*	100000	20	16	6'1"	220	+20%	-12%	+3	3x	7	1	1500	
Chief	9*	150000	22	23	6'2"	225	+25%	-15%	+4	4x	7	1	2000
Captain10*	200000	23	23	6'3"	230	+30%	-15%	+4	4x	8	1	2750	
Lord	11*	300000	25	25	6'4"	235	+35%	-17%	+5	4x	8	1/Regt	4000
General12*	400000	27	30	6'5"	240	+40%	-20%	+6	4x	8	2/Tribe	7500	
Warlord13*	500000	30	30	6'6"	250	+45%	-25%	+7	5x	8	1/Tribe	10000	

HALF ORC are creatures with the blood of both Man and Orc, capable of walking nearly unnoticed among the Free Peoples, looking like a Man of the South, with features that only hint at their monstrous blood. In addition, these half-breeds can travel in full sunlight with no ill effects. It is said that these Half-orcs are within the borders of Eriador even now, living amongst the folk of Bree-land and even wandering in the peaceful Shire. The origin of the Half-orc is not clear, but thankfully they are few in number. Some surmise that they are the result of experimentation by Saruman the White. Though none can say why a Wizard of the great order that includes Gandalf the Grey and Radagast the Brown would turn to such vile pursuits. Others believe Half-orcs have an ancient origin, and have been living throughout Middle-earth since days long past. Half-orcs are particularly effective as spies in Eriador, as Saruman's Half-orcs have Dunlending blood and the Half-orcs of Angmar hale from Hillman stock. As such, some of these foul breed are capable of blending into these societies, living and working in and around the townships and villages of Eriador. Few suspect their allegiance is to the Dark Powers and their mission is to spy on the Free Peoples around them, with whom they live and work, helping to plot their downfall. Half-orcs are akin to Urul-hai, but look more like dark skinned men. With those that blend into Mannish societies, their skin pigmentation and their eyes are the only external features that may alert the wary to the creature's true origin. These and the fact that their blood is black, betraying their true parentage.



### Orkish society

Orkish society varies from region to region, based on how much autonomy the Orcs possess within their region. At its heart, Orkish society is clan based, with clans linked together into a tribe. Each clan is lead by an Orc Chieftain with a High Chieftain over the whole tribe. The clans are only as strong as their chieftains and so the role of leader will only go to the strongest, most ruthless Orc within each clan. From the clan chieftains a High Chieftain for the tribe will be chosen. Just how a single leader can be chosen from a group of such ruthless, backstabbing brutes is often quite comical to observe, but bloodshed is usually associated with the process.

Each chieftain of a clan will gather around himself a bodyguard of his most trusted warriors. In exchange for services as a bodyguard, these Orcs enjoy the best of the food, plunder and spoils that the tribe possesses. They act as the Chieftains lieutenants during periods of conflict, and they gain access to the clan's retinue of female Orcs, a process by which ensures that only the strongest of the clans Orcs sire offspring. The downside of this to the Chieftain is that he must always watch his back for fear that one of his closest associates will attempt to drive a dagger into it. Needless to say, the tenure of a Chieftain is generally only a few years before they are forced to abdicate due to their untimely death.

The Orcs of Mordor and Dol Guldur differ from the clan based Orcs as they are organised together under a strict military hierarchy, with sergeants, lieutenants, and captains appointed by the most powerful of the Enemies servants, the Ringwraiths. The Orcs of the Misty Mountains, though influenced by the Shadow, are far more independent than their kin in Mordor, as these Orcs are ruled over by a tyrannical Goblin-king, who maintains control with an iron fist. The Orcs of Angmar remain mostly within their own tribes and come together only in times of war, and then only grudgingly under the steel boot of the Witch-kind of Angmar. The Orcs of Carn Dûm in

the Realm of Angmar, however, are like their brethren in Dol Guldur and Mordor, organised into a strict military standing army. Orc leaders within the more militaristic society groups (Mordor, Carn Dûm and Dol Guldur) are less likely to be removed from office by a usurper due to the fact that the commanders-in-chief of these regions and citadels are the Ringwraiths. Furthermore, it seems that at some point the Orcs of Minas Morgul became isolated from those of the greater force of Mordor, utilizing not the eye of Sauron as an emblem, but a skeletal crescent moon.

The Orcs of Moria fled to the Misty Mountains when the pits of Angband were opened and Morgoth Bauglir was taken away in chains. Here they hid themselves from the light of the sun and discovery, and established a vast system of underground caves and tunnels. The population was so great that they even had a city, Gundabad, from where these "Goblins" would strike out on sorties, waylaying travelers in Eregion and the Vale of Anduin, and living off their supplies, their horses and the travelers themselves. Bred in darkness, these Orcs naturally shunned the light of day making their eyes expand to a massive size in order to take as little light there is as possible after spending hundreds of years in the dark, for they were weakened by the sun's power and blinded in its light. They would venture out in daylight only if coerced or threatened, or when pursuing a particularly hateful enemy for these occasions, many Orcs had helmets that slotted down over the eyes to reduce the light coming in and blinding them. Also these Orcs have poison tipped weapons which continue damaging the enemy.

The Orcs of Moria are divided into many small, fractious clans, tribes, and bands. The 'organisation' of such social groupings within Moria is incomprehensible to non-Orcs. The fact to understand is that different bands of Orcs sometimes co-operate and sometimes fight, in an ever-shifting pattern of alliances and hostilities that relate, ultimately, to their relationship with the Balrog.

Orc-tribes within Moria adopt names and symbols to set themselves apart from the others, though all of the bands throughout Moria--with a few exceptions representing recent arrivals--speak the same dialect of the Orkish language. Different bands of Moria-orcs often communicate with members of their tribe or members of nearby tribes--in unusual ways. Drum-beats are one common method, though the cadences and their meanings vary from band to band. Other groups of Orcs leave crude pictographs drawn in charcoal, chalk, or blood on cavern walls. One additional, and particularly gruesome, method of communication involves the mangling and placing of the carcasses of rats and other vermin in certain ways in order to convey simple messages, such as 'stay away', 'danger' and 'good food ahead.'

Within a given tribe, the most powerful Orc dominates the others. Sub-commanders are sometimes appointed to lead smaller divisions within the group, but their status is precarious, as most Orc-captains are highly capricious. As a result of their general fear of the powerful, few Orcs attempt to overthrow an incumbent leader. Durin's Bane rarely takes any interest at all in the organisation of Orcs, so the influence of the Balrog is almost never a factor in the way Orcs relate to each other.

The Orcs of Moria divide their time more or less equally between three pursuits: procuring food and supplies, looting areas of Moria which have not been fully depleted, and war-ring against other bands of Orcs. While the first of those three is a practical matter of the band's survival, the looting and warring behaviour is largely dedicated to appeasing the Balrog and achieving greater status within the ever-changing hierarchy of Moria.

Appointments to positions of authority in these societies come only through loyalty and obedience to the Ringwraiths as well as through showing military prowess. Stabbing an Orc leader in the back will only see the offender flayed alive and hung on the walls of the nearest citadel for the Crebain to feast upon. Orkish society is brutal, violent and without love. Orcs grow up learning to fend for themselves and learning to hate all that is beautiful in Arda. Their lives are an endless misery with the only joy and release they receive being through death, either by inflicting or receiving it.

Each tribe will possess its own subtly different version of Black Speech, making it difficult to understand Orcs from another tribe or region. Orcs from different tribes or regions will often converse through speaking Westron, the common language of Middle-earth. Any listener with a Lore skill in Orkish can attempt to determine where an Orc comes from by listening to the inflections of their accent. A successful roll in Lore: Orkish will either identify the tribe or the region from which the Orc hales. Amongst Orcs there is a simple rule of thumb: "the biggest fists win!" Orkish society has nothing of beauty and produces only functionality in its design. Fear and power are the two key drivers within its social order and life is usually short and heavily burdened.

#### CULTURE

**Clothing & Decorations:** Crude, utilitarian clothing and armour. Although crude, the items will be well made and effective against the elements. Also scavenged armour from fallen comrades and foes. All generally dyed or painted in drab gray, brown, black or crimson colours.

**Fears and Inabilities:** Generally none, aside from local superstitions. But they fear power and therefore powerful beings will cause them to be intimidated or afraid.

**Lifestyle:** Brutal and militaristic. Hard labour is their lot. Orcs and Goblins are by nature lazy and mistrustful, deceivers and bullies. They think of themselves first and most are cowardly at heart, except for Uruks who are just thugs and look down on all other races of Orc.

**Marriage Pattern:** Breeding only, there is no marriage amongst Orcs. Only the strongest and most attractive (for an Orc if that is possible) of male Orcs have a hope to breed with the females.

Chieftains and leaders will restrict access to females as rewards for faithful service and for not being stabbed in the back. Females tend to live together in isolation from the males, but will be in the most secure part of the Orc's stronghold. Females still mingle amongst the male populace and will also fight in times of war and in defence of their home if need arises. Females rear and raise the young within their part of the stronghold and do not allow the males near the offspring for fear of infanticide by the males. Cannibalism is all too common amongst Orcs and so the females will not risk their offspring being harmed. When the young males are juveniles, they are taken away by the males and taught how to be warriors, usually by the oldest of male Orcs who are cruel teachers. Female juveniles stay within the female enclosure of the stronghold until they are adults and able enough to protect themselves.

**Religion:** Orcs fear the Dark Lord and respect only power. They view the Dark Lord as a god, respecting his ability to cause terror and to flay them alive. Orcs will also revere other creatures of darkness and fire such as the Balrogs. Any creature of the Shadow that is more powerful than they will have their respect and fear, for example the Witch-king of Angmar and the other Ringwraiths will be respected and revered by the Orcs that serve under them.

#### OTHER FACTORS

**Demeanour:** Cruel, brutal thugs. They hate all things and detest their life of servitude. They are self absorbed, petty, untrusting, deceitful, backstabbing (with knives as well as words!), cowardly and treacherous. Oh, and their lazy!

Only the Uruks are more disciplined and loyal to both their leader and one another. Uruks behave more like a band of warrior brothers, treating all other Orcs and Goblins as inferior and here only to serve the Uruk and their masters. Languages: Orcs, Goblins and Uruks (and Halforcs) all begin the game with their tribes dialect of Black Speech at their INTx5%. They will also begin the game with Westron at 35%. During the character generation process the player can add their Communication Skill Category Bonus (if this optional rule is being used) and any relevant Professional Skill Points as well as Personal Skill Points to these languages in order to improve them.

**Prejudices:** Orcs hate just about everything and those things they don't hate, they fear. But Orcs and Uruks in particularly hate Elves and the enmity between these races goes back to the First Age of the Sun. Goblins hate Dwarves more than all other races and the years of conflict between these two races runs back to the dawn of the Sun also. In Middle-earth during the TA 2790-2799, the conflict between these two races almost saw the race of Goblins reduced to a bad memory in the Misty Mountains. For such was the wrath and devastation wrought by the Dwarves during the War of the Dwarves and Goblins.

## The Giant Races



The Giant races include Gnolls, Trolls, Ogres, and True Giants. They are typically large in size, very powerful, and extremely cruel.

**GNOLLS** are the smallest of the Giant Races but could be classed as goblins due to their apparent kinship to the Troll. Gnolls seem to be a cross-breed between Gnomes and Trolls bear a strong resemblance to Hobgoblins. Gnolls are slightly taller than most humans, with diseased-looking yellowish-green skin, tufts of dirty yellow hair, elongated snouts, and green eyes with a hint of madness to them. They wear little other than their armor, their matted hanks of body hair sufficing to protect them from all but the most severe of weather conditions, and are always heavily armed with two or three large slashing or crushing weapons, such as axes or clubs.

Like other Goblins, they form tribes, live underground, see in the dark, hate daylight, a bloodfeud with the Gnomes and Dwarves. Fairly large members of the "goblinoid" races, gnolls are considered particularly dangerous in light of their tendency to go "all-out" in combat.

Gnolls are an unadvanced race, possessing no talent for trade, and little for craftsmanship. They prefer to maintain themselves by preying upon weaker races, which in the somewhat dubious judgement of the gnolls, consists of pretty much anything smaller than a troll. Gnolls usually dwell in deep caverns in the mountains, although they may occasionally construct rude hovels of either branches or turf, should they choose to dwell outside of their native underground reaches.

Gnoll society is entirely oriented towards combat; the creatures fight with one another when nothing better is available, even to the point of death (once a gnoll has gotten angry, something has to die or be seriously injured before it backs down). All males are brought up to be warriors; gnolls rarely bother with any other profession (except for the occasional weaponsmith), and their females are kept in virtual slavery to breed up the next generation of warriors. Human or elven villages within marching distance of a community of gnolls are in serious trouble; the evil creatures will not rest until they have wiped out their foes, devouring the bodies of humans, elves, or gnolls in a gruesome feast after battle. So ferocious are gnolls, in fact, that they will always slay their wounded themselves, rather than allow them to live on, unable to fight; ironically, the losses that this policy causes them is often the only thing that eventually enables human or elven warriors to defeat a gnoll warband.

The hatred between the Gnolls and Humans and Elves is deep and implacable, and the races will almost always simply fight to the death upon encountering each other (the fleet-footed elves occasionally will retreat to seek reinforcements, but only if greatly outnumbered). Gnolls tend to ignore Dwarves, although the

Dwarves attack them just as fiercely as they do goblins and ores. Gnolls expire of old age at only 45 years, should they actually manage to live that long.

From their Troll ancestors they have inherited their great strength and can carry 2.5 times their body weight. When a player character belongs class, the Prime Requisites are as follows:

GNOLLS	Exp.	BodyFat.	Size	Wt.	%Hit	%P&D	Blows	WDF	armor	No/100	Bonus
Warrior 1	0	12	10	5'7"	200	-	-	3x 3	3	50	100
Warrior 2	2500	13	11	5'8"	210	+5%	-	3x 3	10	150	
Warrior 3	5000	15	12	5'9"	220	+7%	-	+1 3x 4	10	300	
Warrior 4	10000	16	14	5'10"	230	+10%	-5%	+1 4x 4	10	450	
Warrior 5	25000	17	16	5'10"	240	+12%	-7%	+1 4x 4	10	650	
Warrior 6	50000	18	18	5'11"	250	+15%	-10%	+2 4x 5	5	850	
Officer 7*	75000	20	20	6'	260	+20%	-10%	+2 5x 5	2	1250	
Officer 8*	100000	22	22	6'2"	280	+25%	-12%	+3 5x 7	2	1750	
Officer 9*	150000	25	25	6'3"	300	+30%	-15%	+4 5x 7	1	2500	
Officer 10*	200000	27	27	6'4"	320	+30%	-20%	+4 5x 7	1	3000	
Chief	11*300000	30	30	6'5"	340	+35%	-20%	+4 6x 8	1	3500	
Chief	12*400000	32	32	6'6"	360	+40%	-20%	+4 6x 8	1	4500	
King	13*500000	35	35	6'7"	390	+40%	-25%	+6 6x 8	1	6000	

\*As in the case of Goblin type, a player character must eliminate the officer or Chief of King he wishes to replace, and only after that will he advance to the next level of experience.

OGRES are the largest and deadliest of the "goblinoid" races, and almost certainly the ugliest as well. They are great shambling brutes, heavy with muscles, and have green-black skin covered with rotting sores, long, twisted arms, shocks of greasy black hair, no noses, heavy jaws filled with cracked teeth, one to four blazing red eyes, and features disgusting enough to make an orc lose its lunch. Ogres wear nothing but crude loincloths (often made from the skins of their victims), and carry nothing but their enormous weapons, and an occasional haunch of rotting meat.

All ogres are warriors; they are really too unintelligent to be successful at any other pursuit, and, despite their great strength and prowess with weapons, can be easily tricked in battle by smaller but smarter foes. Ogres produce nothing for themselves, but will occasionally capture human or dwarven craftsmen to make things for them (usually large, gaudy pieces of jewelry, which appeal to an ogre's very limited sense of beauty). They are hated by most other races, although ores occasionally ally with them, placing their slightly greater intelligence at the disposal of their larger brethren.

Ogres, for all practical purposes, have no society; They are not socially organized but may live with Goblin types and live in small family groups, rarely more than ten in number. This is fortunate for everyone else, as it makes groups of ogres manageable opponents (barely) for a well-armed group of adventurers. Both males and females fight; ogres are too unintelligent to make any distinction between the sexes, although females with small children will be the last to enter battle, unless their children are attacked. Unlike most of the other "goblinoid" races, ogres are slow breeders, rarely having more than five or six children during their hundred-year lifespans.

All civilized races hate ogres, and the feeling is mutual; however, because of the particular hatred that ogres have for elves, the elves tend to be singularly merciless in dealing with these gigantic foes.

They are especially vulnerable to distraction by word games and puzzles. They prefer to live in caves, but they will settle for castles if nothing better offers itself. They carry 4 times their own body weight, which is useful because they are fond of collecting large hordes of treasure. They fight with clubs and other blunt instruments because they like to see bones broken and heads smashed to a pulp. Barehanded, their fists strike like lightweight Maces. So terrifying is their appearance that most men check their morale at the sight of them with FER CR-2. Failure of morale will bring a hasty retreat, and pursuit by the Ogre will push the character to panic if a second FER CR-3 is failed. Anyone coming upon them is surprised 30% of the time.

Ogres also see well in darkness and hate bright sunlight. Their hearing is so keen that they hear noises 30% of the time. It is believed the gauntlets of an Ogre will give the wearer greater killing powers, adding 2x WDF per Hit scored. Also, the great belt of the Ogre is supposed to impart immense strength-- effectively doubling the carrying capacity (CC) of the wearer. In fact, only the older, most powerful Ogres may possess such magical aids, and a person much under 6' tall will be unlikely to wear them.

As a general note, it should be observed that Ogres often eat their captives and victims. They also delight in torturing captives. Few monsters are more hideous or cruel.

75 + 1D100 Honour Points are won for slaying an Ogre.



OGRE

OGRES	Exp.	BodyFat.	Size	Wt.	%Hit	%P&D	Blows	WDF	armor	No.	Bonus
Young 1	0	30	10	6'	250	+5%	-	+1 4x 3	3	1d6	225
Young 2	2500	32	10	6'4"	350	+7%	-	+1 4x 3	3	1d6	350
Young 3	5000	34	12	6'6"	400	+10%	-	+2 4x 3	3	1d6	525
Young 4	10000	36	14	6'6"	400	+12%	-5%	+2 5x 3	3	1d6	750
Young 5	20000	38	16	6'6"	425	+15%	-7%	+2 5x 4	4	1d6	1200
Adult 6	40000	40	20	6'6"	425	+17%	-10%	+3 5x 4	1-4	1700	
Adult 7	75000	40	22	6'8"	450	+20%	-12%	+3 6x 4	1-4	2300	
Adult 8	125000	40	24	6'8"	450	+22%	-12%	+4 6x 5	1-3	3000	
Adult 9	250000	40	26	6'10"	500	+25%	-12%	+4 6x 5	1-3	4000	
Adult 10	400000	45	30	7'	600	+27%	-15%	+5 6x 5	1-2	5000	
Old	11 550000	45	32	7'2"	650	+30%	-17%	+6 6x 7	1	6500	
Old	12 700000	45	34	7'2"	650	+35%	-20%	+6 7x 8	1	8000	
Old	13 1000000	45	36	7'6"	725	+40%	-20%	+7 7x 8	1	9500	

TROLLS were created by Morgoth before the First Age. Trolls are very strong, but they turn to stone in sunlight. Many Trolls died in the War of Wrath, but some survived and joined the forces of Sauron, the greatest surviving servant of Morgoth. In the Second Age and Third Age, Trolls were among Sauron's most dangerous warriors. In the Third Age, Sauron created the Olog-hai, which are more powerful than earlier breeds of Trolls. While most Trolls cannot bear exposure to sunlight without turning to stone, the Olog-hai apparently could.

Trolls in general were a primitive race: though they could communicate in a rough manner, they had no knowledge of even basic technologies such as building (though they did use caves as dwellings). There were differences between the various types of Troll, and those that emerged in the later Third Age were considered especially clever and dangerous when compared with their duller cousins.

Trolls fall into various different varieties, depending on their origins, habitat and habits. The types known to have existed in Middle-earth are detailed hereafter; however these sub-species may overlap with one another. Trolls are capable of dealing a punishing blow with even the simplest of weapons - from sticks to boulders to crude spiked clubs - while their rock-like skin provides an excellent natural defence that can turn aside the blade of even the most skilled warrior.

Trolls are larger and heavier than Ogres. They also have a wicked, vicious intelligence which they employ to do cunning and foul deeds. Immensely strong, agile, and protected by rubbery or scaly hides that will turn the point or edge of ordinary weapons, Trolls are awesome enemies. Trolls also regenerate damage done to them at 3 points per melee turn, beginning the turn after the wound is suffered. Only fire, Magick weapons, and spells are assured of doing substantial damage, and it is best to burn their bodies once they are slain to prevent their regenerating back to life. A Troll also detests sunlight and thus they prefer to live in caves and dungeons, under bridges, in underwater grottoes, in dark woods, and on the shady side of mountain passes. There they lie in ambush to rob travellers and, if hungry, to kill and eat them as well. In a Troll's lair can be found all of the gold and after treasure he has stolen; for the Troll is a miser and does not spend his loot. While Trolls are solitary creatures, family groups of 2-6 sometimes appear.

'The Trolls take you!' was a dreaded curse among the Nordics, who believed that even to talk of Trolls would attract their unwelcome attention. Trolls are the quintessence of supernatural fear and ferocity. They are 'demons' of the night, fearsome in aspect - huge, immensely strong monsters with vaguely human shape. These shambling terrors have bluish-black hides and perhaps a tuft of wolf-grey hair on their heads, their eyes glowing in the darkness with awful bale fire, their claws and fangs able to rend and tear armor and flesh with a sadistic cruelty and bloodlust that is boundless.

- So frightening is the appearance of a Troll that all Characters under Experience/9 will know FEAR and must make a FER CR-2 when within 50 ft. of a Troll (checked each combat turn). Most animals will panic and attempt to flee, but a trained mount will stand its ground so long as its rider does not panic. To slay one thus brings 100 + 1D100 Honour points.
- To lock eyes with a Troll when engaged in personal combat (20% chance) may bring momentary hesitation and loss of 1 blow. A FER CR-5 is also required of all Characters under Experience/9, with failure indicating abject PANIC. This effect occurs only at very close range.

3. Trolls often emit an unmistakable stench which cannot be missed by anyone downwind. Most animals will become uneasy at the smell, and if it is particularly strong and close, they may break into panicked flight. At close quarters, the stench of the Olog-Hai can incapacitate any Character failing a CON CR, resulting in severe nausea and a halving of all combat abilities for 1 combat turn.
4. Cave Trolls, Mountain Trolls, and Wood Trolls have rubbery hides equivalent to AC/6, while Olog-Hai have Flinty hides equal to AC/10. Such hides will turn ordinary weapons (no damage), while crushing weapons of 'LH' or 'H' rating do 1/2 damage. Magical weapons and spells are, of course, fully effective.
5. Some Trolls are afraid of fire. Cave, Mountain, and Wood Trolls will make a FER CR-5 when faced with the threat of flames; if burned, they may flee 20% of the time. Olog-Hai are unafraid of ordinary fire and can often pass through it unharmed (CON CR-5 required), and suffer only 1/2 damage otherwise. Flaming Swords and Magick Fire inflict double damage.
6. Trolls are usually unaffected by indirect sunlight, such as may be encountered on cloudy days or in shaded regions. They will be 'nervous' during daylight, however, and require a FER CR-3 at any crucial moment to avoid withdrawing to a safely darkened shelter. In direct sunlight, all are in peril of being turned to stone or else suffering damage from the sun's rays.
7. Trolls possess Night Vision and can see clearly in darkness up to 60 ft., and dimly up to 150 ft. Sudden bright light may daze them for a moment (20% chance), reducing hit probabilities by -15% for a combat turn before their sight adjusts.
8. Trollish fangs and claws count as enchanted weapons when they are fighting other supernatural creatures who suffer reduced or no damage from ordinary weapons.
9. Dying Trolls have the power to CURSE their slayer(s) if they know the name(s) of the person(s) who did them to death. Such CURSES bring 'Bad Luck' in the form of a +1/-1 penalty on all D6, D10, and D20 rolls, and +05%/-05% penalty on all D100 rolls until it is lifted. Amulets of Protection will ward off such CURSES, as will a Clerical BLESSING received immediately before combat.
10. Trolls are voracious and will be attracted by anything edible. One should take appropriate precautions when travelling in Troll-haunted regions. (In some cases, a Troll can even be placated by an offer to share a meal, provided the fare is of suitably high quality. Usually, though, the Troll has his eye on a less friendly arrangement, with his victims serving as the barbecued supper).
11. Trolls have a fondness for treasure and may be prepared to accept tolls and ransoms rather than killing their captives or intended victims. Generally, the more intelligent the Troll, the more civilized he tends to be in such matters.

Slaying a Troll brings 150 + 1D100 Honour points if the creature is adult.

**Cave trolls** are so named because they have taken to living underground in deep caverns and complexes. They are similar in overall shape to Hill trolls, but Cave trolls have grown much larger and more formidable in the darkness of their underground lairs. The similarity in appearance has led the Wise to believe that perhaps the Cave trolls are descended from Hill trolls, though it has also been disputed that perhaps it was the other way around.

Cave-trolls' heights can range from 11 to 19 feet. They retain dark-yellow skin with tinted blue hues and purple eyes. Their blood is black in color, and very hot. In addition, they possess the toughness of their Hill troll brethren when it comes to the thickness of their hides. This gives them formidable natural protection. Life in the darkness however has given them poor eyesight, and they more often rely on smell than they do by sight when it comes to hunting prey. Their eyes are quite small when compared to their massive heads, but the sensitivity of their nostrils more than makes up for what is lacking in their eyesight.

The Wise believe that after the destruction of Beleriand, these creatures fled the wrath of the Valar and sought refuge in the deep caverns of the world. In fear of the Valar's wrath, these Trolls came to shun the surface world living their entire lives instead within the foreboding darkness of their caves. As time progressed, they evolved to become an independent breed all on their own. Today, Cave trolls live in most of the great cave systems, especially in the larger caverns where they can move around and explore for food freely without their huge bulks getting in the way of any narrow cave walls. They are most commonly found in the mountains of Angmar, the Misty Mountains, and the Grey Mountains but they have certainly been seen in caverns in other areas. They never go above ground, nor into shallow caves, so adventurer's have only ever seen signs of these creatures deep within mountain ranges.

They are not particularly social creatures, however several of this breed may live together. It is also rumoured among the Free Peoples that the Goblins and Orcs of the Misty Mountains have learned to tame and breed these creatures, making their strongholds even more dangerous places than otherwise would be expected to be. Where they do coexist, the Orcs like to pride themselves that they have tamed their pets, however most Trolls are only controllable if they are kept very well fed. Every Orc Troll-handler worth their salt will

tell you that!

Cave Trolls rarely venture into the open, for they cannot stand any form of direct sunlight and will be immediately turned to stone at the touch of a ray of the sun. Indirect sunlight brings them no harm.

Cave Trolls are somewhat intelligent and will attach themselves to Goblin bands as protectors. Thus, in a Goblin lair, there is a good chance that one or several Cave Trolls will appear to defend their hard pressed minions if a party of adventurers is winning the day or creating a real ruckus.

Cave Trolls have medium fangs and claws, but they also will employ a variety of weapons as well in combat, if fighting bare-handed, they can grapple and attempt to tear an NPC opponent limb from limb (STR CR required). A victim of such an attack must make a CON CR-5 to survive the attack.



CAVE TROLLS	Exp.	Body	Fat	Size	Wt.	%Hit	%P&D	Blows	WDF	armor	App.	Exp.
Young 1	0	50	40	11'	1900	-5%	+1*	3x/2x	5	1-4	250	
Young 2	5000	55	45	12'	2200	+5%	-5*	3x/2x	5	1-4	500	
Young 3	10000	60	50	13'	2500	+7%	-7*	3x/2x	5	1-4	750	
Young 4	20000	70	55	14'	2800	+10%	-10*	4x/3x	5	1-3	1200	
Young 5	40000	75	60	15'	3200	+12%	-12*	4x/4x	5	1-2	2000	
Adult 6	75000	80	70	15'6"	3400	+15%	-15*	4x/4x	7	1-2	3000	
Adult 7	125000	90	80	16'	3600	+20%	-17*	5x/4x	7	1-2	4000	
Adult 8	250000	95	90	16'6"	3800	+25%	-20*	5x/4x	7	1	5000	
Adult 9	500000	100	100	17'	4000	+30%	-25*	6x/4x	7	1	7000	
Adult 10	500000	110	110	17'6"	4200	+35%	-25*	6x/4x	7	1	9000	
Old	11750000	120	120	18'	4500	+35%	-30*	6x/4x	7	1	12000	
Old	12750000	130	130	18'6"	4900	+40%	-30*	6x/4x	7	1	15000	
Old	13750000	140	140	19'	5300	+45%	-35*	7x/5x	8	1	20000	

\*All Trolls possess the number of blows indicated for MLC 6 claws and MMB 2 fangs, without weapons. Trolls use both claws when fighting barehanded and, by expending 2 blows, may hug opponents and inflict 3-18 points of damage, with a critical hit probability of a Morning Star (C). They also attempt to bite with MMB 2 fangs. If armed, the bonuses indicated under Blows are added to the number allotted to the weapon the Troll is using. The second WDF number indicates the damage done with natural weapons, which are used 75% of the time.

**Mountain Trolls** are believed by the Wise to have originated from the breeding of Hill and Cave trolls. Their predominant habitat is that of the Ash Mountains and the Mountains of Shadow that make up Mordor's western, northern and southern borders, however they are found in mountains elsewhere and have been seen in and around Dol Guldur.

Whether they were bred in Mordor and have been let loose into those mountains, or whether the Dark Lord encouraged the migration of these beasts to the mountains of Mordor, is uncertain. They are certainly prolific within Mordor and are used as both beasts of burden and shock troops for Mordor's armies. They have also been known to be used to pull Mordor's siege weapons into battle. In fact it was this kind of Troll that wielded the great battering-ram Grond, and pushed the siege towers of Mordor into place alongside the walls of Minas Tirith during the Battle of the Pelennor Fields.

Mountain trolls are more intelligent than their brethren, though this intelligence is more related to this breed of Trolls training in battle and the use of weapons. As such, it is perhaps more correct to say that they are more cunning than their brethren and often are bettered armed for war. In addition, they are often bred, raised and herded by Orc handlers.

As such, Mountain trolls are more used to being led by their Orc overseers and will follow orders and direction better than most of the breeds of Trolls in Middle-earth. This gives the armies of Mordor a decided advantage when it comes to warfare against the Free Peoples, for a Mountain troll is a formidable opponent.

Mountain trolls stand at around the same height as a Stone troll at just over thirteen to fourteen feet tall when fully grown. Like Hill and Cave trolls, they do not possess toes. Their skin is more brown or grey in colour and they sometimes grow small tufts of hair on their heads. Unlike Hill trolls, Mountain trolls do not have the sharp claws common to the Hill troll. Mountain trolls eyesight is also much stronger than that of Cave trolls. An unusual feature of Mountain trolls, however, is that they are not turned to stone by sunlight. This has led the Wise to believe that the Mountain troll is a recent breeding experiment of the Dark Lord, an attempt to improve the species whilst breaking the main weakness of

The whole race of Trolls. The fact that they can operate in sunlight is ill news for the armies of the Free Peoples and the armies of Gondor in particular. More than a few of the brave soldiers of Gondor have met their end due to an encounter with a Mountain troll.

This ability to operate in daylight is not without its problems however, for sunlight still curses the Troll race and Mountain trolls find sunlight painful to their eyes. As such they will operate at a penalty to their perception when in broad daylight. Therefore Mountain trolls prefer to not be outdoors during daylight hours unless they are forced to by their Orc overseers.

Mountain trolls may form loose groups of 10-60 to gain dominance over Goblin tribes, whom they treat as Snaga (slaves). Trolls are very loath to work and prefer others to labour for them. Mountain Trolls are larger, stronger, but somewhat less intelligent than are Cave Trolls. They dwell in natural caves and roam the highlands of mountain wildernesses. Sunlight is dangerous but not immediately fatal to them, causing 1D6 points of damage per game turn they are exposed if they do not make a CON CR-5.

Unlike Cave Trolls, who are often civilized enough to prefer ransom to victims, Mountain Trolls have a taste for the flesh of Humans, Elves, Dwarves or Hobbits, and rarely will be bought off with gold or silver. They are close to beasts in their mentality and behavior. (They do like treasure, only they prefer taking it!).

Mountain Trolls rarely fight with weapons other than crude clubs, and often go to it with medium fangs and claws. Like Cave Trolls, they can grapple and tear an NPC opponent limb from limb on making a STR CR, with the victim needing a CON CR-6 to survive the attack.

Cave and Mountain Trolls may also be found in league with Frost Giants and Cloud Giants, serving as guards in the Giants' strongholds.



MTN.										No.	Bonus	
TROLLS	Exp.	Body	Fat.	Size	Wt.	%Hit	%P&D	Blows	WDF	armor	App.	Exp.
Young1	0	40	30	13'	2400	-	-5% +1*	3x/2x5		1-4	250	
Young2	5000	45	35	13'1"	2420	+5%	-5% +1*	3x/2x5		1-4	425	
Young3	10000	50	40	13'2"	2440	+7%	-7% +1*	3x/2x5		1-4	600	
Young4	20000	60	55	13'3"	2460	+10%	-10% +1*	4x/3x5		1-3	1200	
Young5	40000	65	60	13'4"	2480	+12%	-12% +1*	4x/4x5		1-2	2000	
Adult6	75000	70	60	13'5"	2500	+15%	-15% +2*	5x/4x7		1-2	3000	
Adult7	125000	80	70	13'6"	2520	+20%	-20% +2*	5x/4x7		1-2	4000	
Adult8	250000	85	80	13'7"	2540	+25%	-22% +2*	6x/4x7		1	5000	
Adult9	500000	90	90	13'8"	2560	+30%	-25% +2*	6x/4x7		1	7000	
Adult10	750000	100	100	13'9"	2580	+35%	-30% +2*	6x/4x7		1	9000	
Adult11	1000000	110	110	13'10"	2600	+40%	-35% +2*	6x/4x7		1	12000	
Old	121500000	120	110	13'11"	2620	+45%	-40% +2*	7x/5x8		1	15000	
Old	132000000	130	130	14'	2650	+50%	-45% +3*	7x/6x8		1	20000	

**Wood Trolls** (aka Forest Trolls) are so named because of two reasons; their green tinged skin colour and the fact that they are found in, or close too forests that have a thick canopy. That they are descended in the lineage of the Stone trolls, few can doubt, for they share the Stone trolls weakness when exposed to sunlight. If the Wise are correct in their understanding of the Stone trolls being one of the original stocks of Trolls, then the Wood Trolls would have been bred from this original stock.

Wood trolls stand at around 10 feet tall and have a more man-like appearance, but share the Stone troll features of a stout body, bowed legs and heads with a thick set neck. Their arms are more man-like in proportion to their bodies, but they retain the foul temperament and stupidity that Trolls seem to possess in abundance.

During daylight hours, Wood trolls will retreat to their shallow caves and rock overhands. These lairs are hidden beneath thick forests canopies in order to avoid the sun. For sunlight is lethal to them, breaking the spell that forged their ancestors and turning the Wood troll to stone forever. These creatures are very active at night and will wonder a fair distance from their lairs in search of food. They are quite numerous as a species of Troll and, along with

Hill trolls, are the mostly likely Troll types to be encountered when journeying in the wilds. Forest trolls wear animal skins, such as bear or aurochs hides and use tree trunks as clubs.

Wood trolls are hoarding beasts and will collect the trophies of their meals and keep them in their lairs (a shallow cave or rock overhang, under a thick forest canopy somewhere within the forest). Forest trolls are social creatures, gathering into family groups of a half dozen or so individuals. They figure that there is a better chance to catch food if there is a group of them working together.

Wood Trolls rarely fight with weapons other than crude clubs, and often prefer using their medium fangs and claws. Like Cave Trolls, they can grapple and tear an NPC opponent limb from limb on making a STR CR, with the victim needing a CON CR-6 to survive the attack.



WOOD										No.	Bonus	
TROLLS	Exp.	Body	Fat.	Size	Wt.	%Hit	%P&D	Blows	WDF	armor	App.	Exp.
Young1	0	30	20	9'	1100	+5%	-5%	+1*	3x/2x5	1-4	250	
Young2	5000	35	25	9'2"	1150	+7%	-5%	+1*	3x/2x5	1-4	450	
Young3	10000	40	30	9'4"	1200	+7%	-5%	+1*	3x/2x5	1-4	600	
Young4	20000	50	35	9'6"	1250	+10%	-7%	+2*	4x/3x5	1-3	1200	
Young5	40000	55	40	9'8"	1300	+12%	-10%	+2*	4x/4x5	1-2	2000	
Young6	75000	60	50	9'10"	1350	+15%	-12%	+2*	5x/4x7	1-2	3500	
Young7	125000	70	60	10'	1400	+17%	-15%	+2*	5x/4x7	1-2	5500	
Adult8	250000	75	70	10'2"	1450	+20%	-18%	+3*	6x/4x7	1	6750	
Adult9	500000	80	80	10'4"	1500	+22%	-20%	+4*	6x/4x7	1	8500	
Adult10	750000	90	90	10'6"	1550	+25%	-22%	+5*	7x/4x8	1	10000	
Adult11	1000000	100	100	10'8"	1600	+30%	-25%	+5*	7x/4x8	1	12000	
Old	121500000	110	110	10'10"	1650	+35%	-30%	+6*	7x/5x8	1	14000	
Old	132000000	120	120	11'	1700	+40%	-35%	+6*	7x/5x8	1	17000	

**Hill trolls**, along with their Wood troll cousins, are the most prolific species of troll. The Wise believe that Hill trolls are descended from Stone troll stock due to their weakness to sunlight, and they believe it was these trolls that formed the bodyguard of Gothmog, Lord of Balrogs, during the great battle known as the Nirnaeth Arnoediad.

They are, as all Trolls are, voracious meat eaters, devouring any flesh they can find, including man-flesh. They don't care if it's raw or cooked, as long as it is in their bellies. Their favourite food however is Dwarven jelly. That's where you take one dwarf (more is better) and sit on it until you squash it to a nice tender consistency, and then eat it. Not surprisingly, Dwarves are very offended with this Troll recipe.

Hill trolls stand at around 12 feet tall and have a brownish tinge to their skin that makes them look like they have been covered in dirt or mud. Their skin is much tougher than that of their Forest troll cousins but not as tough as that of a Stone trolls. They are more Troll like in appearance than Forest and Stone Trolls (who appear more man-like), and they have stout bodies, long ape like arms, bowed legs and head with a thick set muscular neck. Their hands however, end in vicious claws that are larger than other Troll-kinds claws. This makes them especially dangerous even if they are unarmed.

Hill trolls are so named more for their complexion and size than for the habitat they live in, for they tend to be found in the same type of forest environments as are Forest trolls. They travel in small groups of up to four individuals as more would make it difficult to find enough food. But they can also be solitary creatures.

Hill trolls will never be seen during the daylight hours, for if even one ray of sunlight touches their skin, the spell that made their ancestors will be undone and they will return to the stone from which they were made. Hill trolls are hoarding beasts and will collect the trophies of their meals and keep them in their lairs (a shallow cave or rock overhang, under a thick forest canopy somewhere within the forest). Small groups of Hill trolls are usually made up of relatives, and if one shows more wits and cunning than the others, he will become the leader of that group. If there is no clear leader, then the group will generally argue over decisions, which frequently will result in them beating each other. The one that wins the fight will be the one who gets his way. This causes frequent discontentment and dissention amongst the group. Something that savvy travelers who have been captured by Hill trolls have been able to exploit in order to escape becoming the Hill trolls next meal.

HILL										No.	Bonus	
TROLLS	Exp.	Body	Fat.	Size	Wt.	%Hit	%P&D	Blows	WDF	armor	App.	Exp.
Young1	0	35	25	11'	1600	+5%	-5%	+1*	3x/2x5	1-4	250	

The grand campaign

Young 2	5000	40	30	11'2"	1650+7%	-5%	+1*	3x/2x5	1-4	450
Young 3	10000	45	35	11'4"	1700+7%	-5%	+1*	3x/2x5	1-4	600
Young 4	20000	55	40	11'6"	1750+10%-7%	+2*		4x/3x5	1-3	1200
Young 5	40000	60	45	11'8"	1800+12%-10%	+2*		4x/4x5	1-2	2000
Young 6	75000	65	55	11'10"	1900+15%-12%	+2*		5x/4x7	1-2	3500
Young 7	125000	75	65	12'	1950+17%-15%	+2*		5x/4x7	1-2	5500
Adult 8	250000	80	70	12'2"	2000+20%-18%	+3*		6x/4x7	1	6750
Adult 9	500000	85	80	12'4"	2050+22%-20%	+4*		6x/4x7	1	8500
Adult 10	750000	90	90	12'6"	2100+25%-22%	+5*		7x/4x8	1	10000
Adult 11	1000000	100	100	12'8"	2150+30%-25%	+5*		7x/4x8	1	12000
Old	121500000	115	110	12'10"	2200+35%-30%	+6*		7x/5x8	1	14000
Old	132000000	125	120	13'	2300+40%-35%	+6*		7x/5x8	1	17000

Adult 8	250000	75	70	10'2"	1450+25%-20%	+3*		6x/4x7	1	6750
Adult 9	500000	80	80	10'4"	1500+30%-25%	+4*		6x/4x7	1	8500
Adult 10	750000	90	90	10'6"	1550+35%-30%	+4*		7x/4x8	1	10000
Adult 11	1000000	100	100	10'8"	1600+40%-35%	+5*		7x/4x8	1	12000
Old	121500000	110	110	10'10"	1650+45%-40%	+5*		7x/5x8	1	14000
Old	132000000	120	120	11'	1700+50%-45%	+6*		7x/5x8	1	17000

When a player character belongs to this class, the Prime Requisites are the same as for Gnolls, except Wood Trolls and Olog-Hai may have a Bardic voice of 1-20.

**Stone trolls** look more like large, oafish and vicious Men than they do true trolls. That is because the origin of the Stone trolls is different to that of the other Troll breeds. Before the dawn of the Sun, Melkor used powerful sorcery to corrupt and shape rock and stone, animating it into the pseudocreations that are now known today as the Stone Trolls. This he did in mockery of the Ents and with the intent of creating creatures that could contend against the Ents in strength. The result was less than desired. The creatures produced by this sorcery were intelligent but stupid and did not match the strength of the Ents.

Stone trolls are perhaps the oldest breed of Troll. Standing around thirteen to fourteen feet in height, Stone trolls have stout bodies, long ape like arms, bowed legs and heads almost devoid of a neck. Their skin is grey in colour, hence the name given to them, bulky and hard as rock.

When the Sun and Moon first appeared over Arda, many of this breed of Troll were caught out in the new daylight. The Stone-trolls were corrupted from rock and stone, and they returned to this form when exposed to the light of the sun for sunlight broke the power of the spell that made them. The Black Enemy was forced to keep his Stone trolls under cover of darkness and so they became mostly guards within the caverns of Angband.

This curse of sunlight persists to this day. With this in mind, adventurers traveling within the Trollshaws, perhaps striking east from the Lonelands on their way to Rivendell, should avoid roaming about by night or wandering near to darkened caves and shadowed ruins, unless they are seeking confrontation. Rare is the adventurer who has faced a Stone-troll alone in battle and lived to recount the tale in the inns of Eriador.

Stone trolls will never be seen during the daylight hours, for if even one ray of sunlight touches their skin, the spell that made them will be undone and they will return to the stone from which they were made. Stone trolls are hoarding beasts and will collect the trophies of their meals and keep them in their lairs (a cave somewhere nearby where they will be found). Stone trolls are social creatures and will gather together in a family group of up to a half dozen siblings. They reason that if there are a few of them, there is a better chance of catching food, too many of them, however and they may chase food away. That's pretty smart thinking for a Troll!

**Olog-Hai** are "strong, agile, fierce, and cunning" trolls created by Sauron and are able to withstand sunlight while under the sway of Sauron's will. For this reason they are seen by some to be Orcs like the Uruk-Hai, but they are definitely of Troll stock. They are improved Trolls, much like the Uruk-Hai are improved Orcs. They seldom spoke and are said to know no language other than the Black Speech, in which Olog-Hai means "troll-folk" (singular Olog "troll"). Because of their cunning, they are thought by some to be giant Orcs, rather than trolls. They appeared towards the end of the Third Age and could be found near Dol Guldur and in the mountains around Mordor. They are taller and wider than men, and their hide or armour is a mesh of horny scales. They had black blood. All Trolls can see in darkness and, being very strong, carry 4 times their body weight.

Olog-hai differ from their lesser kin in a number of ways. Olog-hai heights can range from 9 to 11 feet. They are darker skinned than their brethren, with their skin being a dark grey, almost charcoal in colour. Black trolls have orange pupils in their eyes, reflecting the malice of their master. Their legs are longer and straighter than their lesser brethren, given them a less bowed, more upright stance. Also Black trolls have great knotted, muscular hands that give them the appearance of the limbs of an old tree. One very important feature of the Black trolls is that they can operate freely, without hindrance or harmful effect, in full sunlight.

As intelligent as many Men, the Olog-hai are flexible, reasoning creatures. They speak the Black Speech fluently and some know Westron and other common tongues. Most can write. They always wear armor and use weapons. Most carry blank shields and war hammers although they are adept at using almost any weapon.

Unlike their lesser kin, the Olog-hai are possessed of military minds and training. The Olog-hai also have a certain esprit de corps, for unlike Orcs and lesser Trolls they rarely quarrel among themselves. Instead, they release pent-up anger by bullying lesser creatures, especially lesser Trolls, to whom they consider themselves much superior - as indeed they are. Rather than clustering in family groups, they form hosts and armies in camps upon the Plateau of Gorgoroth. They take orders from their commanders, who are chosen by strength of arms, to issue commands through lieutenants. The commanders themselves take orders only from the Dark Lord or his Nazgûl.

OLOG										No. Bonus			
HAI	Exp.	Body	Fat.	Size	Wt.	%Hit	%P&D	Blows	WDF	armor	App.	Exp.	
Young 1	0	30	20	9'	1100	+5%	-5%	+1*	3x/2x5			1-6	250
Young 2	5000	35	25	9'2"	1150	+7%	-5%	+1*	3x/2x5			1-6	450
Young 3	10000	40	30	9'4"	1200	+7%	-7%	+1*	3x/2x5			1-6	600
Young 4	20000	50	35	9'6"	1250	+10%	-10%	+2*	4x/3x5			1-4	1200
Young 5	40000	55	40	9'8"	1300	+15%	-12%	+2*	4x/4x5			1-4	2000
Young 6	75000	60	50	9'10"	1350	+17%	-15%	+2*	5x/4x7			1-3	3500
Young 7	125000	70	60	10'	1400	+20%	-18%	+3*	5x/4x7			1-2	5500



**GIANTS** are the largest of the human-like monster races and rarely grow less than 10 feet in height. They are almost always evil and dangerous, but on occasion friendly ones may be encountered. Most Giants originate in Jotunheim, far to the north-the only exception being the Cyclopes of the south. Northern Giants are organized in clan and tribal units, but fortunately they issue forth only in small numbers because of their reluctance to arouse the AEsir and bring about the Final Battle, the Ragnarok. Hill and Cave Giants tend to be the most common, although the high places may be inhabited by Cloud and Storm Giants. Seldoms are more than 1 or 2 Giants encountered at a time in the countryside, indulging in senseless destruction and killing. Giants who live in castles have fierce guards, usually wolves, fierce dogs, Trolls and other large forms of life. Giants will have strongholds in inaccessible places surrounded by hostile and sometimes enchanted territory.

Giants can throw missiles like war engines. Hill and Cave Giants can throw like medium sized Mangonels, the others like heavy Trebuchets. They can all carry up to 4 times their body weight. They are not overly intelligent or wise, with IQ and Wisdom at 1-10.

**General Giant Biology:** The giant races vary wildly in size, ranging from one and one-half to five times the height of a reasonably tall man; however, although they are far larger than any human, elf, or dwarf, they are certainly not more intelligent. Indeed, most of the giants are remarkably stupid, enabling an adventurer of even average intelligence to think rings about them. Sages have speculated that a giant's brain is too preoccupied with keeping the giant's enormous body moving about properly to spare the effort to be keenly intelligent; however, the simplest explanation is that there is more to intelligence than simple brain size. After all, an elephant's brain is far larger than a human's, but a human is certainly more intelligent than an elephant.

Giants also seem to be somewhat clumsier of movement than the lesser races; this is because their bodies and limbs are so massive that it takes a tremendous effort to keep them coordinated and moving in the right direction. No matter how powerful the muscles doing the moving, a thousand-pound arm is going to be a bit slow to turn around, once it gets going. To human (or elfen, or dwarven) eyes, a giant always seems to be moving in slow motion, although this can be deceptive; giants are actually capable of relatively quick movement, but their size makes even the fastest sprint or weapon strike seem glacial to the perceptions of smaller creatures.

On the other hand, one should never underestimate the sheer power of a giant's movements and attacks. Giants are strong, even in proportion to their size; they have to be, as the muscles needed to keep them moving have to be trained from birth to handle the enormous burden of a giant's mass. Large enough giants have been known to uproot entire trees to use as improvised weapons, and can shatter both faces of rock and the armor of puny humans, elves, and dwarves with a single blow. When dealing with a giant in combat, the best place to be is far, far away.

**The Giantish Mindset:** Although the various types of giants differ greatly in their approaches to life, there are certain constants that transcend such minor differences as habitat and level of civilization. All giants tend towards overconfidence and arrogance with regard to beings of smaller stature than themselves, although this varies in degree from giant to giant. Most giants are also very heavy drinkers and eaters, a natural side effect of the constant need to refuel their powerful metabolisms (giants take this to excess, however; few creatures need to drink fifty gallons of wine at a sitting in order to stay healthy!).

Giants also have a peculiar approach to what they perceive as valuable, which may not be the same as what a human perceives as valuable; particularly unintelligent giants occasionally collect the skins and bones of their prey, while ignoring precious metals and enchanted devices. To a giant, anything that he is strong enough to seize for himself belongs to him, whether or not it is currently in the hands of someone else. Thus, giants are notoriously greedy beings, as they rarely, if ever, acknowledge the possibility that they can not claim pretty much anything that their larcenous hearts desire. Although they are often unable to mine

gold or silver for themselves, and only occasionally have the magical capability to construct enchanted devices to use, the lairs of giants are frequently treasure troves, stocked with the gettings of their depredations upon human, elfen, and dwarven-kind. Giants do little with this treasure in general, as most of them are too slovenly to even gather it together all in one place; but woe betide the adventurer who disturbs so much as a copper penny of a giant's hoard! No giant will ever relinquish his collected treasures, save by force, or in the direst of emergencies.

**Giantish Civilization:** To most folk familiar with giants, the concept of giantish civilization seems like a contradiction in terms. Yet giants do have a measure of civilization, although none but the yeoman-like Cloud Giants have advanced beyond the equivalent of primitive human hunter-gatherer societies. Giantish civilization, compared with that of humans, elves, and dwarves, may seem barbaric and crude, for most giants have little skill at either crafts or agriculture, and giants often raid their neighbors in order to satisfy their desire for plunder, as well as supplementing their diets with savory morsels of man-flesh. Nevertheless, giants think of themselves as being civilized, with the obvious exception of the Cave Giants, who are barely capable of coherent thought about anything at all, much less the subject of their relative civilization.

Most giantish society is strongly male-dominated, as warriors and hunters rule the giants, and the larger, stronger males are the only giants trained in such pursuits. There are exceptions, of course; the Cloud Giants are agriculturally-oriented enough to allow for a certain amount of equality between the sexes, while some of the particularly stupid giants simply do not concern themselves with such things, being entirely oriented towards killing and eating, whichever giant happens to do so. However, most giants consider their women to be barely capable of thought, and certainly not worthy of consideration when decisions about raids and the like need to be made. Needless to say, most female giants are less than thrilled with this situation!

Giantish societies tend to rely heavily upon violence as a method of solving problems, which may be the understatement of all time; most giants do not even consider solutions to problems that do not involve violence. This leads to most giantish enclaves being severely isolated from both their neighbors among the smaller races, and from one another, as most giants are no better at getting along with other tribes than they are at getting along with humans, elves, and dwarves. After, looking at it from the human or near-human perspective, it is hard to maintain civil relations with a race of beings that constantly attacks you, smashes your dwellings, slaughters your livestock, and eats your family for breakfast. Occasional groups of giants may manage to advance to the point where they consider cooperation with the smaller races (or each other) to be a desirable thing, but such advanced giantish tribes are rare, and are often slaughtered by (understandably) paranoid groups of humans and the like who have encountered less friendly groups of giants in the past.

**Relations with Other Races:** As one might expect from the description of giantish civilization given above, giants generally do not get along with members of other races, including representatives of other races of giants (and, all too often, members of their own race who belong to different tribes). The relations between most giants and humans, elves, and dwarves can best be described as genocide waiting to happen, as each side is as ruthless as possible in their pursuit of the other. Worse yet, most giants need a tremendous amount of terrain to support their voracious appetites, making it very difficult for them to avoid a constant stream of encounters with the far more numerous, although physically inferior, human and humanoid races. The Cloud and Storm Giants have their cloud islands to retreat to in safety; yet even they raid human lands whenever possible, triggering off struggles that often end with either a depopulated countryside, or a wholesale slaughter of the offending giants. Amicable relations between giants and the lesser races are certainly POSSIBLE; they simply do not happen particularly frequently. This is truly tragic; with help, many of the giant races might well be capable of true civilization, but such assistance is unlikely while they and their human, elfen, and dwarven neighbors remain dedicated to destroying one another.

CAVE GIANTS are the smallest of the giant types; they are also the least advanced in both intelligence and culture, living in conditions that a Neanderthal would have been embarrassed to witness, much less share. Cave Giants appear as large, awkwardly proportioned humanoids, with hunched backs, bestial faces, shaggy hair, and long arms that nearly drag to the ground. They wear nothing but ragged furs and repeated coatings of their own filth, and are well (if primitively) armed with great stone clubs, tone axes, flint-headed longswords, and flint knives the sue of a human broadsword.

Cave Giants, as their name indicates, prefer to dwell underground, usually in caves that they have hacked out of solid rock themselves (mining is their only real skill, outside of bashing everything that moves). The home of a Cave Giant is a fetid repository of rotting meat from past meals, bones, pieces of chipped flint, unburied piles of garbage and filth, and veritable legions of fleas, lice, and other unsavory creatures. Having no sense of smell, Cave Giants rely on such squallor to ensure their privacy, although they do very little with the solitude so laboriously gained. Cave Giants often live alone, but will occasionally share their miserable quarters with the rest of their immediate family group (parents, siblings, and children).

Cave Giants live to eat and fight, and it is a very good question which they prefer to do the most. Female Cave Giants are perhaps a little less bloodthirsty than their mates, but they are just as eager to devour anything they can drag into their stinky abodes, and should not be underestimated as foes. As for the males, they will raid the countryside for miles around, killing and eating anything that does not flee or defeat them. Being almost bestial in their lack of intelligence, Cave Giants will even attack obviously

superior foes, such as larger giants, dragons, or human armies, and will rarely retreat until they are near death. A very few Cave Giants possessed of somewhat higher intelligence may attempt to become mages (in the mode of Witchcraft), but these shamen almost never learn anything beyond a few Earth spells, and are completely unable to learn Plant, Air, or Transcendental spells.

Cave Giants have no crafts, save weapons-making, engage in no trade, and are hated by all intelligent beings. Dwarves, in particular, make a concerted effort to destroy these cretinous behemoths, considering their inhabitation of the underearth to be a desecration of all that the dwarves hold dearest.

Slaying a Cave Giant brings 50 + 1D100 Honour points if the creature is over level 7.

Type	Body	Fat.	Size	Wt.	%Hit	%Dodge	%Parry	Blows	WDF	armor	No. App.	Bonus Exp.
Cave Giant	50	25	10'	900	+25%	-10%	-15%	+3	6x	2	1-3	1500
Cyclopes	60	25	12'	975	+30%	-10%	-15%	+4	7x	2	1-3	2000

FOREST GIANTS are amongst the few giants whose diet is not exclusively carnivorous, although they certainly prefer meat (including intelligent creatures) if they can get it. Despite their great size (they are the tallest of all the giant types, even taller than the lofty Cloud Giants), Forest Giants are comparatively frail, and are not the match in combat of many of their slightly shorter brethren. They appear as incredibly tall humanoids, with strange, bark-like skin, shaggy heads of brown or green hair, and long, spindly limbs. Forest Giants wear nothing but ragged furs, and carry whole tree trunks and six-foot flint knives as weapons.

Although their great height can terrify lesser creatures, Forest Giants are aware that it also makes them fairly easy targets for almost any sort of attack; thus, they choose to dwell deep within old-growth forests, hidden from the eyes of all but their prey by the ancient trees that they both love and vaguely resemble in appearance. Forest Giants make no shelters for themselves; their wood-like flesh needs little protection from the elements, and Forest Giants prefer to wander the forests almost continuously, never settling in any one place unless it provides them with an abundance of the food that they must constantly consume.

Forest Giants are so crude of culture and dull of wit that they barely qualify as intelligent beings, at least by the standards of most other intelligent beings. Despite their liking for solitude, these towering behemoths cheerfully raid the dwellings of their neighbors of any race, sentient or otherwise, seeking meat for their diet and trophies with which to impress one another. Females raid along with their mates, leaving their children behind to fend for themselves in the forest, or bringing the older ones along for a "hands-on" education in the killing arts. Forest Giants are virtually incapable of any craft skills, scorn trade as unnecessary, and will not even use fire, for fear of igniting their all too flammable flesh. They have no mages at all, and are strongly resistant to the Magick of others.

Forest Giants are solitary dwellers in the deep woods but tend to be very unpopular with their neighbors (not that they care), although their lack of archery and susceptibility to fire often gives their aggrieved victims the opportunity to retaliate against them. The elves, in particular, hate these overgrown louts, exterminating them from every wooded region where the elves have even a toehold.

STONE GIANTS are Perhaps the strangest of all giant-kind. Stone Giants are enormous beings made out of a form of living stone. They stand nearly twice the height of a human, but easily weigh twenty times as much, thanks to their stony flesh, which is extremely hard and dense. Stone Giants appear as large, gray-skinned humanoids, with little clothing, heavy-set limbs, and no hair whatsoever; their eyes are gray and crystalline in appearance. Stone Giants do not wear armor (their skin is more than sufficient for this purpose), and are armed with great stone clubs, ten feet long, which they wield two-handed.

Stone Giants tend to dwell in regions where they can use their camouflage ability effectively; thus, they will be found in barren deserts, on high mountain tops, and anywhere else where there is little vegetation or soil to mask the expanses of bare rock that they love. Stone Giants rarely seek out shelter in these regions, as their stony hide and mass makes them immune to any kind of weather effect short of a lightning bolt or tornado; instead, they simply wander about, pursuing their own odd interests.

Stone Giants are a peaceful race, preferring solitude and quiet settings to the hurly-burly of the battlefield. Despite their size, they are no more than adequate as warriors, although the blows from their clubs are strong enough to crumble armor and shatter bones in even the largest of creatures. Stone Giants occasionally know a few craft skills; however, they rarely trade with other races, as the products of their craft are usually stone tools and implements far too large for use by anyone other than another giant. Stone Giants are rather inept at Outdoors skills, most of which involve dealing with the vegetation that they prefer to avoid. As Stone Giants actually eat stone, they have no need for cultivation, although they occasionally learn Mining and Prospecting in order to find certain choice types of rock (limestone and gneiss are particular favorites). Stone Giants have no talent for Magick at all, and can never learn spells, even if they live to their full capacity of a thousand years.

As they do not interact with other races particularly often, Stone Giants are often objects of mystery to their smaller neighbors. These behemoths do resent the intrusion of man, elf, and dwarf into their barren lands, but they simply choose to mask their presence by fading into the background, and rarely resort to more sanguine means of keeping their demesnes free.

HILL GIANTS are quite organized within the boundaries of Jotunheim and make their base at the massive fortress city of Utgard. Arms usually include a round shield metal cap (horned or winged) heavy furs, spear, and sword (two hand equivalent) or axe (battle axe equivalent). Although characterized by general stupidity and brutishness, they are led by the highly intelligent Utgardhloki, a Giant who perhaps is the equal of any of the Great Giant Kings. A character who elects to become a Hill Giant is over the norm and rolls his Prime Requisites as outlined for **GNOLLS**.

Slaying a Hill Giant brings 75 + 1D100 Honour points if the creature is over level 7.

Type	Exp.	Body	Fat.	Size	Wt.	%Hit	%P&D	Blows	WDF	armor	No. App.	Bonus Exp.
Warrior 1	0	50	25	15'	1400	+10%	-5%	+2	5x	2	30	1200
Warrior 2	5000	50	30	15'	1400	+12%	-7%	+2	5x	2	10	1500
Warrior 3	10000	50	35	15'	1400	+15%	-10%	+2	5x	3	10	1800
Warrior 4	20000	50	40	15'	1450	+17%	-10%	+3	5x	3	10	2100
Warrior 5	35000	50	45	15'	1500	+20%	-12%	+3	6x	3	10	2400
Warrior 6	50000	50	50	15'	1500	+22%	-15%	+3	6x	4	5	2700
Warrior 7	100000	50	52	15'	1500	+22%	-17%	+4	6x	4	5	3000
Warrior 8	175000	50	54	15'	1500	+25%	-20%	+4	7x	4	5	3300
Warrior 9	300000	50	56	16'	1600	+27%	-20%	+4	7x	4	5	3600
Warrior 10	400000	55	58	16'	1600	+30%	-20%	+5	7x	4	5	4000
Officer 11	500000	60	60	16'	1700	+32%	-22%	+5	7x	5	2	5000
Officer 12	650000	60	62	17'	1750	+35%	-22%	+5	7x	5	1	6500
Officer 13	800000	60	64	17'	1800	+40%	-25%	+5	7x	7	1	8000
Chief	14100000	60	66	17'	1850	+50%	-25%	+6	7x	8	1	10000
King	15150000	65	70	18'	1900	+55%	-30%	+6	7x	8	10/race	20000
High King	5000000	90	70	18'	1900	+65%	-50%	+7	8x	8	1/race	100000

(Magic)

UTGARDHLOKI is the High King of the Giants of Utgard. He is fully protected by Magick armor and powerful spells so that he cannot be harmed by weapons less than +3 or by any spells cast by a Magick User below level 10. He is a Thaumaturgist of MKL 18 and he can cast mighty Illusions and Phantasms capable of fooling even the AESIR at times. He can also cast spells which move the earth, summon 1 Earth Elemental per week to serve him for 1-6 hours, and possesses a Spade which can dig 50 cubic yards of dirt or 10 of rock per turn. He wears -5 Magick Armor and bears a great +3 Mace capable of doing 21 to 40 points of damage to any being it strikes, with a 10% chance of shattering any mortal victim unprotected by powerful Magick. His IQ and Wisdom are 19, Charisma 20 among his followers and 15 among other Giants and Monsters, Bardic Voice 17. He also has a very high Military Ability of 10.

DEX = 18	Body = 190
CON = 19	Fat. = 38
STR = 22	PCF = 50
WIS = 20	PMF = 66
INT = 23	MKL = 22
BAV = 18	Height = 14'
APP = 15	Weight = 2950dr.
FER = 20	CC = 7675dr.
CHA = 32	Exp. = 15000

Slaying Utgardhloki brings 200 + 2D100 Honour points.

FROST GIANTS are only moderately large as giants go, but are feared throughout human, elfen, and dwarven lands for their murderous barbarism and terrible bloodlust. They appear as enormous humanoids, more than twice the height of a human male, with bone-pale skin, long white hair, and great blue or gray eyes. Frost Giants dress in chainmail and furs (although they hardly need the protection from the cold), and each Frost Giant carries several outsized weapons, including great mauls, ten-foot battle axes, fifteen-foot spears, and knives the size of a human's two-handed sword.

Frost Giants are extremely fond of cold conditions, dwelling either in the frozen reaches of the arctic or antarctic regions, or above the snow line of the highest mountain peaks. Although they are nearly immune to exposure, Frost Giants carve out great caverns in the ice and snow of their demesnes, lining such places with furs (for comfort) and the occasional trophy from their incessant raids upon their neighbors. Tribes of Frost Giants can number as many as 150 individuals, but smaller bands of 20-80 are more common.

Frost Giants are crude, cruel, and utterly barbaric. Their lives are lived for one purpose only: to attack and slay every living thing that they come into contact with. All the Specialty skills of a Frost Giant will be oriented towards combat - if the giant is male, that is; females are expected to tend the young, patch up the wounded, and do the bidding of their warrior mates. The occasional Frost Giant smith is given a certain grudging respect by his fellows, but no more than that; Frost Giants simply do not trust anyone who works in such close proximity to the fire that they fear and hate. Frost Giant mages, rare as they are, are Witches specializing in Air and Water spells; they are incapable of learning Plant, Fire or Earth Basic Magick spells. A very few are able to cast Basic Magick spells producing COLD, SLEET, HAIL and ICE. Such spells only do 1/2 damage to them. Officer and especially Chieftain types may be armed with low-grade magical weapons and armor and they also possess limited magical powers in some instances.

Frost Giants engage in few craft skills, and never trade with anyone, even other breeds of giants. These bloodthirsty creatures could probably benefit from a certain amount of judicious trading with their neighbors, but they are too busy trying to make themselves the only living things in the neighborhood to think of such things. All normal-sized races hate and fear Frost Giants, and will either dodge or attempt to slaughter their 2-12 member raiding parties.

Slaying a Fire Giant brings 100 + 1D100 Honor Points if he is over level 5.

FIRE GIANTS are the warriors of mighty Surt, the High King of the

Fire Giants. Fire Giants are amongst the most powerful and dangerous of the races of giantkind. They appear as enormous humanoids, long-limbed and heavily muscled, with bronze skin, flat features, and great manes of red-dish hair. Fire Giants wear outsized chainmail shirts over dirty leathers, and always carry a number of gigantic weapons, including great mauls, battle axes (ten feet long!), long spears, and knives the size of two-handed swords to a human.

Virtually all Fire Giants dwell in the fiery, intensely volcanic realm of Niflheim. They make their homes in deep, hot caverns, often dwelling beneath the actual calderas of active volcanoes, so great is their love of heat. The living caves of Fire Giants are rarely extensively carved, due to the essential instability of volcanic caverns; nevertheless, Fire Giants are scrupulous about carefully dividing up their space, for they are intensely territorial creatures, despite living in tribes of from 50-200 individuals.

Fire Giants are an extremely war-like race; their Specialty skills are all combat-related, although only the males go out on raids against their unfortunate neighbors. Female Fire Giants have the unenviable tasks of staying home, tending the wounded, and producing the next generation of Fire Giant warriors (a slow process, as Fire Giants breed, on the average, only once every thirty or forty years). Occasionally, a Fire Giant will take up the necessary tasks of armor and weapons-making; such smiths may be either male or female, and are held in great respect by the other members of their tribe. Even more rarely, a Fire Giant may choose to study magick; Fire Giant mages use the mode of Witchcraft, and tend to specialize in spells of Fire and Earth. They can not learn any Plant, Air or Water Basic Magick spells.

Fire Giants are incredibly bloodthirsty beings, and delight in raids against their neighbors that give them the opportunity to massacre people and animals, while destroying any property that they can not drag back and use for themselves. Being fairly deficient in craft skills, Fire Giants have little use for peaceful trade. They are hated by most other races, and particularly by the dwarves, who are often their closest neighbors (and, thus, the primary targets for giantish raids).

They are vulnerable to cold (double damage). FIRE spells do only 1/2 damage to them. Officer and especially Chieftain types may be armed with low-grade magical weapons and armor, and they also possess limited magical power and some enhances.

Slaying a Fire Giant brings 125 + 1D100 Honor Points if he is over level 5.

SURT is the High King of the Fire Giants. He has a Military Ability of 15 making him perhaps the most dangerous field commander among the Giants. Among his followers he is charismatic and commands without question. Surt possesses a chainmail hauberk -5, with matching -5 winged helm. a +5 Two-Handed Flaming Sword, and a +4 Javelin, all missing about 2500 dr. and reputed to be worth GP 100,000. He is a Master Enchanter able to cast powerful Commands of the Ninth Circle, to summon a Fire Elemental once per week for 1-6 hours, to cast Basic Fire Magick (all spells), and has a 1000-year-old Ancient Dragon who guards his vast treasure. Surt is the most ambitious, cunning, and treacherous of all the Giants, desirous of overthrowing the AESIR and establishing his dominion over all the earth.

DEX = 18	Body = 203
CON = 19	Fat. = 38
STR = 22	PCF = 50
WIS = 22	PMF = 66
INT = 23	MKL = 22
BAV = 20	Height = 15'
APP = 16	Weight = 3225dr.
FER = 22	CC = 8400dr.
CHA = 34	Exp. = 20000

Slaying Surt brings 250 + 2D100 Honor Points.

CLOUD GIANTS are the creatures of folklore, as in 'jack and the Bean-talk'. Such gruesome Cloud Giants appear as tremendously tall, rather brutish-looking humanoids, thick-bodied, muscular, and shaggy-haired. Cloud Giants wear enormous furs stitched together from the skins of their great cattle and sheep, but little other armor; they are usually armed with fifteen-foot clubs, seven-foot knives, and battle axes the length of a ship's mast (well, maybe a small ship).

Cloud Giants, as their name suggests, dwell on enchanted islands of cloud that drift about the countryside, descending to the earth to pillage and pool. In these misty demesnes, such giants will construct great houses and even castles that float across the sky. The flora and fauna of these flying realms are as proportionately large as their giant rulers; these creatures occasionally manage to reach the surface of the world, where they are great oddities to the ignorant and foolish. Violence-prone and rash, Cloud Giants never live in groups larger than an extended family (perhaps twenty individuals at the most), and often prefer to dwell in ill-tempered solitude.

Cloud Giants are actually among the most civilized of the giant races, tending their cloudy demesnes with the kind of care that a normal human peasant expends upon his farm. After all, although they are as prone to go raiding their neighbors as most of their giantish kin, Cloud Giants rarely get the chance to do so, as they can not fly, and can only reach the ground when their cloud islands touch the tops of mountains or high hills (giant beanstalks will do as well, but they tend to be even rarer). Once able to reach their victims, Cloud Giants are incredibly destructive, smashing farms, villages, and even well-built castles in their pursuit of plunder and a hearty dinner of roast peasant (with a side order of knight, if they can get it).

Cloud Giants are willing to trade, but far too often lose patience with such things and start eating their trading partners. They have



little talent in open countryside or forest, preferring the manicured perfection of their cloudy demesnes. Cloud Giant mages (who are very, very rare indeed) are Witches; however, they can not learn any Plant or Basic Earth Magick spells.

Despite the magnificence of their huge dwellings, they are not overly inventive and are certainly not intelligent, with their IQ and Wisdom ranging from 1 to 10 as such Giants are usually depicted as almost moronic. They are also cruel and avaricious, given to gluttony and excessive imbibing of spirits. Rarely will more than 10 Cloud Giants (a family group) be found living in any one place. Fortunately, there are not many of them, and they usually are solitary beings. They keep giant animals as pets, and everything in their castles is over-sized including the mice, rats, and spiders that abound everywhere in the unkept halls and chambers.

They can be rated as equivalent to Storm Giants, except that they typically are unarmored and tend to use great clubs as weapons.

Slaying a Cloud Giant brings 50 + 1d100 Honour points if the creature is over level 7.

STORM GIANTS are a mysterious race of giants that once resided in the Storm Peaks of Northrend. Storm Giants are similar to their larger cousins, the Cloud Giants, in that they live in the sky, and seldom descend to earth. However, Storm Giants are somewhat different in appearance, being only about half as tall as Cloud Giants (but still more than twice the height of a man), and possessed of pale skin, long, muscular limbs, and great shocks of white hair. They are often mistaken for Frost Giants, whom they strongly resemble; this resemblance is heightened by their ringmail armor and their weaponry, which includes great mauls, ten-foot war axes, twelve-foot spears, and terrible knives the size of a human two-handed sword.

Like the Cloud Giants, Storm Giants live on enchanted isles of cloud that never break up or disperse. Storm Giants, however, prefer to live atop storm clouds, making their dwelling places more dangerous for interlopers than the calmer abodes of their larger brethren. Storm Giants till and care for the giant flora and fauna of their demesnes, but rarely build more than simple dwellings for themselves. They live in tightly knit warbands of from 10-30 individuals, although they are rarely encountered outside their islands in such large numbers.

Storm Giants, spurred on by their racial xenophobia, are a violent and cruel people, given to raids upon the surface world whenever their storm cloud islands touch the tops of mountains or high hills. They are rarely encountered in flat country, as a Storm Giant who does not make it back to his island by the time it lifts from the surface again is stranded until the cloud touches down once more, which can easily take weeks or even months to happen. The heliophobic Storm Giants must hide themselves away in dark places under such conditions.

All Storm Giants are warriors, both male and female; their children play only games of mock battle, designed to get them ready for the real thing as quickly as possible. Only the very skilled Storm Giant smiths are exempted from this, along with the occasional Storm Giant mage. Storm Giant mages are Witches; they tend to specialize in spells of Air, and are unable to even learn Plant or Earth Basic Magick spells. A very few are able to cast Basic Water Magick spells on a limited scale. Officer and Chieftain types may also have low grade magical weapons.

Storm Giants are reasonably good craftsmen, when they put their minds to it; however, they are simply too xenophobic to engage in trade, preferring bloody raids and the thrill of battle. As they dwell in the mountains, dwarves have a particular hatred for Storm Giants, but can do little other than defend themselves, as they are too earth-bound to strike back at the cloudy abodes of the Storm Giants.

They are impressive, more than 30 feet tall and powerfully built. Storm giants are capable of summoning small storms. Myths say the titans created them. Over time the Storm giants dwindled in number and grew ever more reclusive. They usually kept to themselves, hidden in their caves and tunnels below the surface, and avoided visitors. Soon only a handful remained. These giants are a dying race desperately trying to avoid their fate.

Slaying a Storm Giant brings 150 + 1d100 Honor Points.

CYCLOPES are member of a primordial race of giants, each with a single eye in the middle of his forehead. The name means "circle-eyed". An ancient race dwelling in distant, pastoral settings, cyclops are divided into Lesser Cyclops and Greater Cyclops, although appearance is similar in both cases: a giantish, heavy-set body, long limbs, considerable body hair, and one enormous eye in the center of their foreheads (hence the name). Greater Cyclops are brutish and ugly, while Lesser Cyclops maintain a certain nobility of visage, despite their unusual looks. All cyclops wear heavy layers of animal skins, although Lesser Cyclops will also wear somewhat normal-appearing (if large) cloaks and boots.

Lesser Cyclops are really very much like large, one-eyed human beings. They live in small family groups, or occasionally in small villages of 20-200 individuals, and devote their lives to raising crops, tending sheep and cattle (occasionally giant-sized), and pursuing Crafts and Trade Skills.

Lesser Cyclops are also skilled blacksmiths, armourers, and weapon-smiths, often trading their wares with nearby human villages for exotic goods that they cannot make for themselves (glass is a particular favorite). They gave Zeus the gift of thunder and lightning as thanks for their release from the underworld. Three Cyclopes fashioned lightning bolts for Zeus to use as a weapon and helped him overthrow Cronus and the other Titans. The thunderbolts which became Zeus' signature weapon were forged by Argos who added brightness, Brontes who added thunder, and Steropes who added lightning. Although they have little warlike tendency, Lesser Cyclops can be dangerous if forced into battle, as they will fight

in disciplined units that can smash their way through even the heaviest of cavalry.

Greater Cyclops are far more unpleasant than their lesser kin, considering all other forms of life to be meat for the stew pot (and Greater Cyclops like their stew raw and bloody). They are strong, stubborn, and "abrupt of emotion". They dwell alone or in small family groups, although they will usually be within earshot of others of their kind in case they need to summon assistance. Greater Cyclops do little craft work, but they will herd sheep and cattle, as they must feed their prodigious appetites almost constantly. They prefer the taste of man-flesh to anything else, though, and will hunt far and wide for victims, laying waste to human habitations until they are slain, or until their district is empty of potential dinners.

Despite their similarity of appearance, the two types of cyclops do not get along with one another; Lesser Cyclops consider Greater Cyclops to be barbaric idiots, while the Greater consider their lesser kin to be over-refined midgits. Unfortunately, humans occasionally mistake one kind for the other, often with fatal results.

Cyclops have no talent for magick. They live for about 150 years, if they are not slain.

The most famous Cyclop was Polyphemus who Odysseus blinded after making him drunk.

## The Undead

**B**y rights, the Undead should be resting quietly in the grave, only they won't stay buried. Fortunately, they tend to haunt desolate places such as ruins, dungeons, and graveyards. Only occasionally will they venture into well-inhabited regions. In addition, Undead are exceedingly hard to kill because they are already dead. All characters below level 8 instantly check morale when confronted by the living dead. Only Necromancers will be immune to fear and panic in the presence of Undead because these are part of his stock and trade.

The Fear generated by Undead (such as a Death) automatically targets everyone in the area affected by the spell. The same is true of Necromantic Terror. Victims check morale each turn they are in the Fear zone. Such fear is no illusion, and Command spells do not account for it, either. That fear is straight from the grave - the literal fear of death itself.

**SKELETONS** are the final remains of men long dead. They were raised in the dark of the moon by unholy rites or through powerful Necromantic Magick. They may also be men bound by a terrible curse to guard some place or treasure, Skeletons are totally the creatures of those who raised them and act only according to their master's instructions, whether he is still living or is himself long dead and gone. They attack without fear and must be completely destroyed. They are immune to ordinary pointed and edged weapons because they are fleshless beings.

Beings of bone and sorcery, skeletons, once animated, are capable of following only simple commands ("Go there!", "Fight whoever enters this room!", etc.). They make fairly poor guardians, as their senses are weak, and they are totally unable to react to situations as they develop. Even an amoeba has more independent will than these unfortunate victims of the necromancer's art; on the other hand, the enterprising necromancer may well reason that, since skeletons are dead, they have no need for an independent will.

Unless they were warriors or knights in life, skeletons make only adequate troops. Necromancers use them as "cannon fodder" in their undead armies, allowing their numbers to slow down an opposing force while stronger creatures, such as zombies or mummies, do the heavy fighting. Most skeletons are armed with knives, slashing swords, or spears, although Skeleton Warriors and Skeleton Knights may well have the heavier weapons that they bore in life. The weapons of skeletons are often rusty and corroded, making wounds inflicted by them rather chancy things (10% greater chance of infection from such wounds). One of the drawbacks of an army of skeletons, from a necromancer's point of view, is that he must individually arm each and every skeleton if it is to fight. Skeletons are totally lacking in natural attack forms, even if they possessed such natural methods of attack during their former lives.

Should the necromancer that animated them die or be slain, skeletons will continue to mindlessly follow his last instructions, providing their animating spirit was permanently bound to them in the first place. Adventurers have occasionally come upon skeletons defending long-fallen buildings, of which nothing but the memory remains.

Impact weapons, such as a Knight's sword or a mace, will do full damage to them, however. Fire consumes their dry bones readily, but until they are utterly destroyed by flame, Skeletons continue to act purposefully. Some Magick Spells and Clerical rites may destroy them, dispell the Magick that animates them, or simply turn them away. They are immune to all spells of Influence or Control. Illusions and Phantasms may mislead them and draw attention away from their intended victims attempts to persuade or "con" them into a course of action contrary to their orders are doomed to failure. Skeletons may be of two types: Type I Skeletons are unarmored and are not too dangerous. Type II Skeletons are dead warriors, clad in armor and highly skilled in all forms of hand-to-hand combat:

Type	Body	Fat.	Size	Wt.	%Hit	%Dodge	%Parry	Blows	WDF	armor	App.	Exp.	No. Bonus
I	15	-	6'	35dr	+25%	-30%	-10%	+1	3x	3	1d10	100	
II	35	-	6'	135dr	+40%	-40%	-20%	+3	4x	7	1d10	750	



**ZOMBIES** are the corpses of men recently dead who were animated by powerful Magicians or Evil Priests. They are under the complete control of their creators and act according to instructions. Like Skeletons, they know no fear and attack until destroyed. They are not capable of higher thought and are slow in movement and reflexes.

Type I Zombies are the bodies of relatively small animals: housecats, badgers, small dogs and the like.

Type II Zombies are the bodies of larger carnivores, such as wolves or lions. While it is at least theoretically possible to animate, say, a cow, few necromancers are likely to want to do so (what would they use it for?).

Type III and Type IV Zombies are the bodies of humans, with the Type IV Zombies being those who had some martial background during their lives.

Type V Zombies are the animated bodies of such dangerous creatures as ogres or small trolls. A necromancer could perhaps animate the body of something still larger (such as a giant); such a zombie would have approximately 10% more Body & Fatigue levels than it had in life, with commensurate fighting ability.

Zombies are gruesome creatures, as the process of animation seems to worsen the effects of their slow putrefaction. In short, they stink, and their appearance will have most thinking fondly on the last time they saw something that was merely hideous. Zombies make fairly effective fighters; although they are clumsier than they were in life, as their animating spirits have but a tenuous control over their rotting bodies, they are harder to disable, and their appearance alone will cause many opposing troops to break and run. However, zombies are scarcely more than mindless automatons, and they can be tricked or outwitted on the battlefield with relative ease.

Although a necromancer can permanently bind a spirit into a zombie, no zombie will last forever; eventually, after a few years, the body of a zombie will completely rot away, freeing the spirit, and leaving a bare skeleton (which can then be animated again, if the necromancer so desires). However, most zombies that are "slain" in battle are burned, as a necromancer can reanimate any zombie whose head is still intact over and over again. Only fire, or the destruction of the zombie's head, can prevent this.

They can be damaged by "ordinary" weapons and by fire, but only half damage results because their dead flesh must be hacked or burned until it can no longer function. Zombies are vulnerable to Magick and Clerical rites, however. Magick weapons inflict full damage. Because Zombies are true "living dead", putrefying corpses, they are terrible to behold. Characters under level 8 "check morale" upon meeting them, unless accompanied by a Necromancer or a Cleric. The Zombies also possess inhuman strength and may carry 4 times their own body weight.

Type	Body Fat.	Size	Wt.	%Hit	%Dodge	%Parry	Blows	WDF	armor	No. App.	Bonus Exp.
Average	30	6'	190	+10%	-	-	4x 4	4	1d10	100	
Strong	45	6'2"	220	+15%	-	-	5x 4	4	1d10	200	

**DEATHS** are strange, incorporeal beings, enigmatic and terrifying. They appear as the traditional image of death itself: a skeletal figure wrapped in a hooded robe, usually carrying a scythe, although any weapon will do for a Death, so long as it has one. Occasional victims encountering a Death claim to have seen hints of what the Death might have looked like in "life", but this is just a projection of their own fear; Deaths are created beings, and were never alive to begin with. A Death is so terrifying in aspect that all characters under level 4 will instantly flee at its appearance. A continuous emanation of Fear surrounds a Death for 30 feet, and all characters under level 8 must save from that Fear each melee turn they are within that distance. Characters over level 8 must save from Fear the moment they see the Death or flee in panic. In combat, even if the Character saves from his fears, he is so chilled by the sight that the Death has the advantage of first blow in any combat exchange.

A Death is nothing more than a servant of death itself; it has no free will, and, indeed, no real existence outside of its assigned mission. Those few souls brave enough to research such things theorize that Deaths are simply created whenever death itself needs an agent; they exist for as long as it takes them to achieve their mission, and are then reabsorbed into the power of death. Needless

to say, given the fate which awaits them, Deaths are utterly unafraid of physical destruction; it merely speeds their rejoining with the power that created them.

A Death is sent into the mortal world in order to achieve a certain mission, which usually involves claiming one or more lives for its master. They rarely have to use their powers to accomplish such missions, as Deaths tend to focus their attentions on those whose time it is to die anyway. However, as mortals fear death and try to avoid it, Deaths are capable of removing obstacles from their path, usually by freezing them in place with fear until the Death has completed its goal. Deaths do not like using their power to kill at a touch on any save their assigned tar-gets; however, should opposition to their mission become fierce enough, they will abandon such restraints rather than fail.

Rumors do exist of the occasional mortal who has faced down a Death, although such victories rarely come without price. Gms should be loathe to allow mere adventurers to interfere in the activities of these creatures; they are meant to be as implacable as their master. Only a mortal fighting for the true love of their life should have a chance of defeating a Death, much less death itself.

Deaths are immensely strong and can carry 5 times their rated weight. Note that they really have no weight, being non-material, but have the equivalent for purposes of delivering Bashes. They, themselves, cannot be bashed except by magical weapons of +5 or better.

A Death is armed with a magical +1 Scythe of Slaying which strikes with the effects of a two-handed sword. The weapon has a 33% chance of totally paralyzing the victim for 1-6 turns if a Critical Hit is scored (no other damage occurs). Alternatively, a Critical Hit does maximum damage to the victim, and an 10% result slays him instantly. A Death also has the dread Finger of Command which it can use to hold or attract any being failing to save from Fear: Range 60 feet; Duration 1 melee turn. Deaths are highly intelligent and are immune to all spells of Influence and Control. Illusions and Phantasms have no effect on them. Only Magick weapons of +3 or better, Magick Fire, and some Clerical rites can damage them. They never appear in daylight and rarely in any places that are well inhabited. Necromancers are immune to fear in their presence and have a 5% chance per level above level 5 of communicating with a Death.

Deaths never appear in daylight and rarely in well-inhabited regions. They are genuine haunts. Nor should they be regarded as basically hostile when they appear. Sometimes a Death will appear to present a warning to those seeing them-- an omen of ill events to come if one does not turn aside or else adopt a new plan or attitude. In a hard-played dungeon adventure, the Death can be used to stop a party in its tracks when they are in danger of blundering into areas for which they are ill-equipped to survive. Such a mechanism saves the Characters for a later day in which their prowess will be advanced enough to take on the perils of that area of the Place of Mystery.

Body Fat.	Size	Wt.	%Hit	%Dodge	%Parry	Blows	WDF	armor	No. App.	Bonus Exp.
90	-	6'	*	+50%	-35%	-20%	+5	5x 4	1	15000

\*A Death has no actual weight, being incorporeal, and it cannot be bashed.

**GHOULS** are Perhaps the most disgusting of all creatures. They are the transmogrified forms of human bodies that prey upon the (inanimate) dead. They are the closest to being alive of the undead, as they must consume the flesh of human (or close to human) bodies in order to survive. Ghouls that go more than seven days without feeding begin to waste away at the rate of -2 Body levels per day, although, so long as their Body levels are still positive, a single feeding will restore them fully.

The four types of ghoul vary simply in physical and mental capability. However, the Great Ghoul is far more dangerous, as it is the changed form of a person who has willingly chosen to become a flesh-eating monster, and is far superior to the ordinary types of ghouls.

The fangs and talons of ghouls drip with the decaying flesh and blood of their usual prey, thus accounting for the terrible nature of the wounds that they inflict in combat. However, although ghouls are dangerous fighters, they are not often used in battle by necromancers, as their tendency to get distracted by the bodies of the slain makes them useful for only a short period of time. Few necromancers are strong-willed enough to compel a ghoul from its repast (the ghoul resists any magical compulsion at +25% in such a case).

Ghouls care nothing for the possessions of those that they kill, save for Great Ghouls, who will collect weapons and armor to use against any intruders in their demesne.

If a character is killed by a Ghoul and is fortunate enough not to be eaten, the Ghoul's venom has a 20% chance of infecting the corpse and turning it into a Ghoul. There is no cure (as much as half of the body may be eaten, so long as the brain is intact). Any human will rise from the grave as a ghoul in three days, unless they are buried in consecrated ground, given the full Last Rites of the appropriate faith, and thoroughly blessed as well. Elves and dwarves are not susceptible to this; although ghouls will willingly devour them, they do not rise as ghouls under any circumstances.

Given their culinary habits, most ghouls choose to dwell within the confines of unhallowed graveyards, thus assuring themselves of a steady supply of corpses to feed upon. Ghouls cannot enter consecrated ground, and properly buried and blessed corpses taste utterly vile to them.

Ghouls eat the flesh of the dead as well and make their homes in or near graveyards. While not all Ghouls are dead, strictly speaking, they might as well be. They are foul in smell and in appearance.

They can stand daylight, if necessary, but they are uncomfortable in bright sunlight. Their sense of hearing is acute, and they hear noises 50% of the time. They also have an excellent sense of smell and detect enemies 50% of the time with that faculty as well. Ghouls are cunning and quick, so they are seldom caught at their very disgusting practices. There is a 10% chance that the touch of a Ghoul will "paralyze" a character under level 5. The very sight of a Ghoul causes characters below level 8 to "check morale" instantly. Last of all, because they are strong beings, Ghouls can carry 4 times their body weight.

Body	Fat.	Size	Wt.	%Hit	%Dodge	%Parry	Blows	WDF	armor	No.	App.	Exp.	Bonus
50	-	6'	250	+35%	-35%	-35%	*	4x	4	1-6	1000		

\* Ghouls fight with claws and fangs, preferring to tear the flesh of their victims. They have 3 blows with each MMC 3 claws and 3 bites with MMB 2 fangs.



**BARROW WIGHTS** are evil spirits who inhabit burial mounds and tombs in desolate places. Wights infest the withered, mummified corpses of the ancient nobility of the High Men of the North. They remain clothed in their burial shrouds or the ceremonial armour in which these were laid to rest. Many wear crowns or carry other bejewelled symbols of their host's status in life. The evil spirit animating the corpse causes the Barrowwight's eyes to shine a faint, cold light. In the 15th century of the Third Age, forces of the Witch-king of Angmar slew the last Dunadan prince of Cardolan and drove the surviving nobility into the vast, hilly fields of Tynr Gorthad. Many of these refugees held that land sacred, as their greatest kings and heroes of old rested there in large burial mounds. It seemed like a fitting place for the Dunedain to take refuge and make a last stand. The Witch-king, however, did not see the surviving Dunedain as worthy of the attentions of his armies. Instead, as a plague ravaged the Northlands and threatened to eradicate the Dunedain of Cardolan completely, the Witch-king called forth hundreds of evil spirits and dispatched them to Tynr Gorthad. The spirits entered and animated the corpses of the ancient Dunadan heroes and kings, turning them against their terrified descendants.

Barrow-wights reside in the burial mounds of the Barrow-downs. They rarely venture more than a few hundred yards from the tombs they inhabit. Similar evil spirits also have been dispatched to infest the earthly remains of long dead leaders of Men elsewhere in Middle-earth. But by far the greatest concentration of such spirits is within the Barrow-downs. There are three types of wights. Faeryn (S. "major wights;" sing. Faeron) inhabit the tombs of the kings of Cardolan, of which there are few. Faerig (S. "lesser wights;" sing. Faerreg) haunt the tombs of the princes of Arnor and Cardolan and the greater of the ancient Edain. The Faer nibin (S. "minor wights;" sing. Faer niben) guard the more modest barrows, many of which are clustered in groups along the down ridges or on smaller hillocks. Barrow-wights are solitary creatures who generally avoid one another and instead focus on living creatures that venture too close to their lairs. Only in cases where several heroes or great leaders were buried in the same tomb might more than one Barrow-wight be encountered in the same barrow. Barrow-wights only venture into the open during the darkest hours of night, as sunlight is lethal to them, killing them instantly. They only attack small groups of travelers or lone sentries, using their spells to ensure their attack comes as a surprise.

Barrow-wights typically bring captured victims to their lairs, where they perform mock religious services or hold mock royal courts. In either case, they eventually kill their victims by consuming their life-force. Some say valuable magick and coin can be picked off the ground by those brave enough to look, and they are correct. In fact, many of the people of Wights are ghost-like beings but are somewhat material in nature, so they can be harmed by Magick weapons and spells. They are also vulnerable to Holy rites, relics, and swords. Wights are bound to the region immediately surrounding their tombs. They try to lure or trick their victims into approaching to where they can be ambushed and captured. Wights seek to drain the life forces from their victims, which they do whenever they score a "critical hit" in combat or each day the victim is held captive by the Wight. The drain of Life Forces can be resisted by a CON CR-7. Any Human, Dwarf, or Hobbit slain by Life Force draining has a 25% chance of becoming a lesser

Wight in service of his slayer. An energy drain reduces a victim by 1000 to 20000 experience points or 1 experience level, whichever is the least damage. If an energy drain does not occur, a victim suffers loss of 1-6 fatigue points. Any creature slain by a Wight through draining life forces is turned into a Wight in the service of his slayer. Wights are inactive during the day, but at night they roam freely in search of victims. They can produce Illusions to confuse travelers about the nature of the terrain (as Adepts up to the Seventh Circle, with equivalent 100 Experience Factors). They can also produce real banks of dense FOG of 50 Volumes. They project an emanation of Fear like a Death, and only Necromancers are immune. Wights may also produce dense banks of Fog to confuse travelers so that they will lose their way. High level Wights may also create some form of Illusion to alter or mask the surrounding terrain. While Wights are dangerous foes, in their barrows may be found rich treasures, especially maps, Magick weapons, devices, books, and scrolls--generally of a dark and evil nature.

In order to completely destroy a Barrow wight, the spell laid upon the barrow must be broken and the wight must be vanquished. If the spell upon the mound remains unbroken, the barrow will shortly be reoccupied by another wight. To break the spell upon the barrow, the treasure must be left free for all finders, although the slayer is permitted to take a few items from the hoard. To take all of the treasure for a purely good purpose may also break the spell.

Wights have levels of "experience," which are obtained by rolling 1-20 dice. They fight like Knights of equivalent level (Refer to non-player Knights). Experience points awarded for their destruction are 200% the experience given for a living Knight.

Slaying a Wight brings 250 Honour points.



**VAMPIRES** are rather unique beings. They often appear perfectly normal in dim light, except that one never sees them abroad in the daylight. They do not reflect in mirrors, dogs hate them, holy things cause them to recoil, and garlic makes them snarl and hiss. Male vampires affect black cloaks with high collars and red linings. Females prefer to wear revealing gowns and trade upon their great beauty to attract victims. During the day, Vampires sleep in their graves, tombs, or coffins--but they do so with their eyes open. If they travel, they must take their coffins with them, along with a bit of their native soil from their graves and must return to rest in them for at least 3 hours out of every 24. Failure to do this brings a 10% chance per day (cumulative) that they will perish forever. Vampire Kings can move about during the day to some extent, but they still must spend at least four hours in their coffins, or suffer the same ill effects.

Vampires must drink the blood of living, intelligent beings for sustenance, although they do not need to do this all that frequently; one pint of blood per week will do, although most vampires drink far more than this amount. Should the vampire fail to feed, he loses 3 Body Points per day until he does so (feeding immediately restores the vampire to full Body Levels).

They can cross open water only at great peril, and must remain in their coffins. No vampire wishes to drown, however, so it is rare for most of them to try anything so rash as a sea voyage (probably the sort of thing that only a Vampire King would do!). They arise at nightfall and must return to their coffins at first cockcrow or perish in sunlight at the rate of 1D10 damage points per combat turn.

Upon arising, they can assume the form of a red or white mist, a bat, a rodent, a dog, a wolf or retain their own form. They can pass through porous materials that are not too thick when they are in gaseous form, but they must beware of strong winds and drafts that can blow them away. They can immediately attack victims found in the countryside, preferring members of the opposite sex wherever possible. In no case can a Vampire gain entry to an intended victim's house without first being invited into the residence by a member of the household. The Vampire must employ Mesmerism or else depend upon the natural hospitality of people to obtain such an invitation.

However, once a Vampire has bitten a victim, he may seek the victim out freely, returning again and again to drain blood until the victim dies or is turned into a Vampire subject to his will. There is a 10% chance each time a victim is bitten that he/she will be infected with vampirism. Vampire Blood must be taken with care, for vampires make a person into a vampire by forcing them to drink a sip of the vampire's own blood, and, should anyone ever drink the blood, then they will rise as a vampire three days after their burial, no matter how many years later their death takes place. On the other hand, a single drop of Vampire Blood will destroy any skeleton, zombie, ghoul, wight, wraith, or mummy that it touches, so the blood is eagerly sought by would-be dispatchers of undead.

A vampire may control a number of his victims who have become vampires equal to his Charisma. A vampire's control over his undead victims is not total and the victim has a 10% Base Chance of successfully disobeying any order of the controlling vampire which would lead to his injury or destruction or which would prevent him from feeding. This Base Chance is increased by 5% for each additional victim under the vampire's control. Control requires no concentration. A vampire may create a telepathic bond between himself and a victim who is not undead by performing the Kiss of the Undead. The vampire opens a small wound over his heart with any handy edged weapon and forces the victim to drink the vampire's blood from this open wound. Thereafter, the vampire and the victim will have a limited knowledge of each other's thoughts and location until one or both are destroyed.



Vampires cannot pass by crossroads without being puzzled (25% chance) as to which road to take. This will hold them until dawn, at which time they must return to their coffins. Garlic causes them to retreat (25% chance). They will always try to mesmerize someone into removing the offending plants, rather than trying to tear through them. Vampires recoil from the sight of crosses or other holy symbols, if such things are boldly displayed at the vampire; however, the wielder of such a symbol must make a FER CR, or else the vampire will either Mesmerize them into dropping it, or smash it aside. Holy water will do 1-10 points of damage to them and cause them to flee 20% of the time. Characters fleeing from a pursuing Vampire may throw mustard seeds behind them on the hope that he will pause (25% chance) to count the seeds (1-6 turns). They are unaffected by Control and Influence spells, while spells of Phantasms and Illusions will fool them only 10% of the time.

Vampires are unaffected by consecrated ground; indeed, many of them will hide their coffins on such ground in order to fool unwise vampire hunters. Vampires have even been found lairing in the basements of great cathedrals, much to the dismay of their proper tenants. However, no vampire may enter any dwelling or place of worship without being invited in by someone inside who has the right to issue such an invitation. Thus, a vampire cannot send a permanently mesmerized servant into a building to invite him in, although he could mesmerize a person at a window into issuing the invitation that the vampire needs (such a person is likely to be the vampire's first victim in this new hunting ground).

Ordinary weapons will not harm a Vampire. Magick weapons, unless aligned vs Vampires, will do only half damage to them. Magick spells also do only half damage. Only Holy Swords will do full damage to Vampires and also cause them to panic (25% chance) each turn they are in combat with the possessor of a Holy Sword. To destroy a Vampire utterly, one must cut off his head, drive a stake through the heart, burn the head and body, and bury the head under a stone cairn at a crossroads. Such desperate measures are necessary because a Vampire has the ability to regenerate 3 points of damage per turn, in the same way that Trolls and Lycanthropes do.

They can Mesmerize all man-types merely by looking into the victim's eyes, but cannot control more than 1 person at a time. They are rarely alone and unprotected, either. Powerful Vampires may be served by 1-100 vicious bats and by 1-10 Undead (Ghouls, Zombies, and Skeletons). Vampires over level 20 may have from 1 to 6 subject Vampires of the opposite sex.

No foe is more dangerous than a vampire; he can pass in and out of human society with ease, commands whatever servants he finds necessary with his powers of mesmerism (or simply creates additional vampires), and his vulnerabilities affect his movements only slightly (invitations are not hard to wrangle, given prevailing traditions of hospitality). Vampires are ruthless, utterly uncaring of the living (save as a source of food), and perfectly capable of pursuing a course of revenge over several generations of time.

Indeed, vampires are so skilled at blending into human society (and, occasionally, elfen or dwarven society), that they may well rise to positions of great authority and power. Even their inability to leave a reflection in a mirror is rarely an inconvenience, as few people in medieval society have such devices, and even fewer have mirrors of such clarity as to make certain what is being reflected (or not reflected) in them. Vampire Kings, in particular, are often the holders of noble titles in human society, and there have even been documented cases of vampires being found on the royal councils of entire kingdoms. A terrifying thought, that one, at least to the living!

Dangerous though ordinary vampires are, nothing is quite so dangerous as a Vampire King. Contrary to popular belief, a Vampire King is not simply a vampire who commands other vampires; any vampire can do that, if they want the responsibility (which few do, considering their undead status as a rarely granted honor). Instead, a Vampire King is a particularly powerful vampire who

gains a greater control over his powers than is normally possible. Instead of merely being able to shapechange into a wolf, bat, or rat, the Vampire King is able to command entire packs of these creatures (as Command Animal (rank 4 Command), except that it affects as many as one hundred creatures of the same type). Vampire Kings sometimes arise when great leaders of men go to their graves still thirsting to exercise their power; their thirst for power becomes an entirely different sort of thirst, should they walk as a Vampire King.

Occasionally, a person of particularly good nature will be made into a vampire. Such a person will find the bloodthirsty half-existence of a vampire to be abhorrent to their moral code, making their undead "lives" a nightmare. Most such unwilling vampires simply arrange to be found out and destroyed as soon as possible (especially as most faiths believe vampires to be eternally damned); however, there will be the occasional individual who will somehow reconcile themselves to their dreadful new unlife. Such a vampire will try not to kill his victims, instead draining them of only the blood that the vampire needs to survive. However, although a vampire always has the choice as to whether or not to severely drain their victims (and must actively CHOOSE to turn someone into another vampire), a vampire must make a FER CR in order to stop feeding before a person is dead. Thus, the good intentions of an unwilling vampire are often undone by their bestial and uncontrolled natures.

Remember, it is the responsibility of each GM to make vampires the foes that they so richly deserve to be. Play them as brilliant generals, excellent tacticians, and uncaring monsters, for this is exactly what they are!

Should an adventurer be turned into a vampire, the GM should take over the running of that character, despite the blandishments of the player. A vampire is a dreadful power of evil, and should not be under the control of anyone other than the GM.

They are nearly unequalled killing machines; yet, most vampires are actually quite subtle foes, preferring to defeat their enemies with intelligence and deception, and only using their awesome physical capabilities when cornered or in a hurry. Vampires have a number of advantages in their pursuit of the blood of the living. In addition to their tremendous physical strength, they have an assortment of spells, giving them the ability to pass nearly unseen through inhabited regions. Indeed, unlike other forms of undead, vampires strongly prefer to dwell near the living, thus assuring themselves of a constant supply of fresh blood.

Vampires gain and develop the following Vampiric Powers:

**Causing Blights & Crop Failures:** The presence of the vampire acts as a blight on crops, causing them to fail. The vampire reduces the fruit or crop yield of any orchards or fields within a radius of 1 x MKL miles by one-tenth per month that he stays within that area.

**Causing Plagues & Epidemics:** One of the vilest powers attributed to vampires, those undead with this power are harbingers of death on a large scale. For every month within a settlement there is a cumulative chance equal to his MKL, as a percentage, of an outbreak of a virulent disease.

**Control of Animals:** The vampire has a power similar to the Command spells Command Small Animals or Large Animals. The duration of the power is 1 day x MKL. The number of animals that can be controlled is equal to his 1 x MKL for large creatures (wolves) and 10 x MKL for small creatures (rats).

**Control the Elements:** One of the most powerful abilities known amongst vampires, it gives access to the majority of Basic Magick Air spells.

MKL	Power Available
1	Breeze, Still Light Winds
2	Fog & Mist
3	Rain, Still the Winds, Winds
4	Northwind, Southwind
5	Calm the Gale, Gale Force Winds, Heavy Rains
6	Weather Play
7	Torrential Rains
8	Calm the Hurricane, Hurricane Force Winds
9	Changeable Weather
10	Tornado

**Drain Life Force:** An insidious power, the deathly cold grip of the vampire drains 1D10 + MKL Fatigue Points from any exposed flesh he touches. The Fatigue Points are not given to the vampire. Once all Fatigue has been drained Body Points are lost at the same rate.

**Flight:** This is the power of flight without having to change into an animal form. The power is as per the Transcendental spell Flight. However, the vampire can fly for 1 hour x MKL, rather than the duration listed under the spell description.

**Summon Animals:** The vampire gains the ability to summon beasts, although there is no guarantee that they will obey his commands. The vampire gains the powers of the Summoning spells Summon Small Animal, Summon Beast of Prey and Summon Large Animals.

Vampires have "experience levels" like other characters. Roll 1d20 dice and treat the Vampire as having characteristics equivalent to a non-player Knight of that level. Also, for every 20 years a Vampire has been Undead, add + Body Points. Roll a 10-sided die, with each pip counting as 20 years. The years also represent an additional experience level, 20 years per level.

DEX/20-23	BAV/11-15
CON/23	APP/1-20*
STR/20-23	FER/13-20
WIS/4-20	CHA/14-20
INT/4-20	ALI/20
*Vampire can change their shape to appear human, often very attractive.	

Vampires can appear quite normal. But when they reveal themselves, they emanate a PANIC effect like a Mummy. In combat, they have fighting ability comparable to that of a Knight and always strike with maximum damage when a Critical Hit is scored. Their "Bash" capabilities are computed as if they were double their rated weights, reflecting their often incredible strength levels.

Vanquishing a Vampire brings 1000 + 200% of the experience points for slaying a Knight of a comparable experience level. Armor class varies from 5 to 7. Desperate characters who meet up with a Vampire might try using fire against them as a last resort- Vampires fear fire and have a 40% chance of turning gaseous and departing.

Slaying a Vampire brings 200 Honour points.



PHANTOMS and SPECTRES are the creations of Magick and are not, strictly speaking, true Undead. Such beings may be created by casting spells and are often temporary. They are intended to distract, baffle, or confuse the beholder. They can do damage to any character who believes in their reality, however. These beings are dealt with in the chapter on Sorcery, under Spells of Illusion.

MUMMIES: are Undead whose corpses were preserved by ancient Magicks of great power. They are unaffected by all spells of Illusion, Phantasms, Control, and Influence. Ordinary weapons do no appreciable damage to them, and Magick weapons do only half damage. Only Holy Swords will do full damage to a Mummy, as will fire of all types (Mummies are very dry and hence are highly inflammable), holy water, and the Talisman of Anubis. Since they were once great Kings, Mummies are treated as superior level 20 Knights:

Body	Size	Wt.	%Hit	%Dodge	%Parry	Blows	WDF	armor	No. App.	Bonus Exp.
100	6'2"	235	+60%	-40%	-30%	9	6x	4	1	50000

Mummies are Undead whose corpses were preserved by ancient Magicks of great power. Mummies are usually subject to some CURSE which comes into effect when a great tomb is disturbed, after which the creature is free to move and avenge the desecration.

Being especially frightening creatures, Characters under Experience/5 have a 75% chance of fleeing outright when confronted by a Mummy- - without checking morale. All Characters under Experience/12 are subject to PANIC when within 50' of a Mummy and check morale with a FER CR-5 each combat turn. Characters at Experience/12+ check morale with a normal FER CR each combat turn.

Most Mummies are the remains of once great Kings, and they are rated as very superior Fighters as a result. A scant few are the preserved remains of superior Magicians and may cast 3 + 1D6 spells during an encounter (Game Master's choice). Since they are Great Personages, their tombs will often be guarded by other Undead, especially Skeleton Warriors, although Zombies and Giant Rats might also be present. The tombs may themselves be guarded by trap mechanisms of varying complexity and deadliness. The tomb might contain vast treasure on the order found in a Dragon Horde. In such instances, the guardians will likely be numerous and powerful.

A Mummy will pursue the despoilers of its tomb to the ends of the earth, moreover, such a tomb may well be full of traps that the Greater Mummy has constructed during its centuries of idleness. Many of the great plagues of history have been started when foolish souls chose to rob a Mummy's treasure, thus giving it the opportunity to spread the dreadful diseases that it can carry. Intelligent and deadly, Mummies are not to be trifled with.

Mummies are generally heavily protected by lower level undead, such as Skeletons or Zombies. From 1-100 vicious Giant Rats may also be summoned by the Mummy. There is also a 50% chance that the corpse of the Mummy contains ancient diseases of unusual virulence, so that wounds inflicted by it will take 10 to 20 times as long to heal unless treated within the hour by a Physician or Cleric.

In battle, a Mummy knows no fear. However, the beings are often intelligent and wise (INT/4+2D10; WIS/4+2D10) and rarely act in a foolish or ill-considered fashion. They will serve a Necromantic master; but woe to him who shows disrespect or irreverence, as such conduct will bring a revolt 25% of the time.

Because of their considerable powers, they are eagerly sought by necromancers to become leaders in their undead armies; however, no mummy truly cares about anything except the defense of its tomb and goods.

Mummies are unaffected by the holy symbols of any faith, and cannot

be Exorcized (they are where they BELONG). They can cross consecrated ground, if it is within 500 feet of their tombs; indeed, they are often buried in consecrated ground themselves. Despite their undead nature, they are not truly malevolent; just stay away from their tombs and treasures!

A brief word on the mummy's curse: should a mummy throw its dying curse, and actually manage to make it stick, the GM should take this as license for all sorts of inventive messing with the cursed adventurer's life. After all, what business did the adventurer have tangling with the mummy in the first place? Make grave robbers suffer for their foolish greed!

WRAITH (the Ulairi) are evil spirits resembling both Ghosts and Wights, only they are bound by strong Magick to serve the possessor of some Magick device which controls them, usually a Ring of Power. wraiths are incorporeal and dwell in the Wraithworld. Thus they are totally invisible to ordinary eyes. However, to function effectively in the real world, they must wear some extension of their being, some covering, usually long, black, hooded robes.

Thus, at first Wraiths may resemble Deaths in appearance. They seem to be "blind" by all normal standards, but they are able to "see" anything permeated by Magick. They do not see during the day as mortals do, instead they see shadowy forms. However, because during the night they see many signs and forms invisible to mortal eyes, it is at night that they are to be feared most. At all times they can smell the blood of living things, and they desire and hate it. They could also sense the One Ring, and they could see the person wearing it even though he was invisible to others. In turn the Ring sensed the Nazgûl. Their presence can be felt as a troubling of the heart, while they can more keenly feel the presence of others. They can also sense movement and may parry weapons with frustrating efficiency. They possess a sense of hearing so acute that they can detect any creature hiding nearby 85% of the time. They also have an extraordinary sense of smell which allows them to track their prey with an almost unerring precision.

The Nazgûl were able to speak to people using the Common Speech, though their voices sounded strange and unpleasant. They called to one another with piercing, blood-curdling cries. They could hear one another across great distances. When "hunting," they communicate by calling to each other with loud, frightening cries. Wraiths invoke Fear in anyone approaching within 60 feet of them, and all characters below level 8 immediately panic at the very sight of them. People could feel the presence of Nazgûl without even seeing them. In fact, the feeling of fear was strongest when the Nazgûl were invisible, without their black robes. The terror was also greatest in the darkness and when all nine of the Nazgûl were together. Animals were also terrified of the Nazgûl. The black horses that the Nazgûl rode were trained to endure them. The horses were born in Mordor, but they may have been bred from stock stolen from Rohan. Later in the War of the Ring, Sauron gave the Nazgûl new mounts - terrible winged creatures known as Fell Beasts.

Except for Necromancers and High Elves, all characters in combat with a Wraith "check morale" each turn of melee unless they are armed with Holy relics or Holy Swords of great power. Elves were among the few beings the Nazgûl feared, particularly the High Elves who had lived in the Undying Lands because they had power in the Unseen world. The Nazgûl also feared the Powers known as the Valar, especially Elbereth who created the Stars and was revered by the Elves.

The Nazgûl did have some weaknesses. The eight Nazgûl excluding the Lord of the Nazgûl feared water, and they did not like to cross rivers except over bridges. They could endure the Sun, but the eight lesser Nazgûl tended to become confused in daylight when they were alone and their power was diminished. They also hated fire.

Since Wraiths are incorporeal, they are invulnerable to all ordinary weapons. They are afraid of fire (15% chance they will retreat) and Holy Words (50% chance of halting; 25% chance of retreating). They can be wounded by Magick Weapons of +3, but suffer only half damage unless the Magick weapon is a Holy Sword or a blade with special spells on it. Any blade which touches them will melt after combat unless it is a +4 blade or a Holy Sword. Clerical rites may keep them away, and there are a scant few Magick spells (Magick Fire, Lightning Bolts) which will damage them 50% of the time.

While Wraiths are capable of destroying most beings outright, they often prefer to exercise their "authority" over them instead, employing their fearful aspect to keep their followers "in line." They also like to "rigorously" question persons that they have captured. Thus a wraith may "torture" a captive or "punish" a subordinate by draining him of 1000 to 20000 experience points or 1 experience level at a time. This is an experience which low level characters do not always survive.

The greatest of the Ringwraiths were the Nazgûl, the fell beings through whom Sauron worked his evil. The Nazgûl (from Black Speech nazg, "ring", and gûl, "wraith, spirit"; also called Ringwraiths, Ring-wraiths, Black Riders, Dark Riders, the Nine Riders, or simply the Nine) are nine men who succumbed to Sauron's power and attained immortality as wraiths, servants bound to the power of the One Ring. Sauron also gave seven Rings of Power to the Dwarves, and Celebrimbor forged three, untainted by Sauron's evil, for the Elves. It was Sauron's design to control all these rings and their bearers through the power of his One Ring, forged in secret for this purpose, but only the Nine succumbed completely to its power:

"Those who used the Nine Rings became mighty in their day, kings, sorcerers, and warriors of old. They obtained glory and great wealth, yet it turned to their undoing. They had, as it seemed, unending life, yet life became unendurable to them. They could walk, if they would, unseen by all eyes in this world beneath the sun, and they could see things in worlds invisible to mortal men; but too often they beheld only the phantoms and delusions of Sauron. And one by one, sooner or later, according to their native strength and to the good or evil of their wills in the beginning,

they fell under the thraldom of the ring that they bore and of the domination of the One which was Sauron's. And they became forever invisible save to him that wore the Ruling Ring, and they entered into the realm of shadows. The Nazgûl were they, the Ringwraiths, the Ulairi, the Enemy's most terrible servants; darkness went with them, and they cried with the voices of death"

The Nazgûl wield immense powers of their own and were used by the dark Lord as scouts, messengers, warlords, and instruments of terror to cow defiant enemies. They exude an aura of terror, which affected all but the most powerful living creatures. Even their terrible cries inspire terror and despair, and loss of physical control. Like all of the Wraith-kind, the Nazgûl are strongest at night and in the desolate places of the earth. Because of the great fear which the Nazgûl invoke in their victims--indeed, in anyone who is too near them for long--such victims may fall under their poisonous breath (the "Black Shadow" or "Black Breath.") This vile ailment results in continuous despair, nightmares, weakening of the spirit, failure of strength, unconsciousness, and finally death.

Striking a Nazgûl with a hand held weapon cause particularly severe symptoms, as well as numbness and paralysis of the arm. Only the herb Athelas (Kingsfoil) will cure the sickness. They possess the power to Hold victims unfortunate enough to fail in their "saves" against Fear (Refer to Control spells). The Nazgûl also carry the terrible "Morgul blades" or "Mordor-knives", daggers which will break off at the tip when plunged into the body of a victim, sapping him of the will to resist and making him come to their Master after 10 to 100 days and threatening to turn the victim into a wraith. The enchanted blade of a Morgul-knife would fade away into the air if it was taken from its owner, but the evil magics inscribed on its hilt would still retain some of their power. The fragment of Morgul blade can be removed only by a Cleric or Physician of level 20+. Even after removing the shard the victim will suffer from recurring ill effects for the rest of his life.



The Witch-king of Angmar, also known as the Lord of the Nazgûl and The Black Captain among other names, is the chief of the Nazgûl. The Lord of the Nazgûl was Sauron's most dreadful servant. Though Angmar was defeated it was foretold that the Witch-king would not fall by the hand of man. During the War of the Ring, the Witch-king led the hunt for the Ring-bearer and he commanded the forces at the Battle of the Pelennor Fields where at last he met his doom. Nothing is known about the Lord of the Nazgûl's original identity. It is said that three of the Nine Nazgûl were originally great lords of Numenor. The Lord of the Nazgûl was probably one of these.

His second in command is named Khamûl, the "black Easterling" or the "shadow of the East". Khamûl is the only one of the Nazgûl whose original name is known. He was once an Easterling - a Man from Rhun in the far east of Middle-earth. Khamûl was one of the most powerful Nazgûl, second only to the Lord of the Nazgûl. He was readily able to sense the presence of the One Ring, although in daylight he became confused and his power was diminished.

Type	"Body"	Size	Hit	Parry	Dodge	Blows	WDF	Armor	No.App.	Exp.
Wraith	100	6'6"	+60%	-45%	-50%	7	5x*	8	1	50000
Nazgûl	200	6'6"	+65%	-45%	-50%	9	6x*	8	1-9	100000

\*If a Ringwraith or Nazgûl scores a "critical hit" with his broadsword, the victim suffers a grievous loss of life force and loses 1 experience level, in addition to any damage to his body. A character who has all of his life force drained by a Wraith is turned into a Wraith 15% of the time, or a Zombie 85% of the time. Necromancers above level 20 have only a 5% chance of suffering a life force drain if struck a critical hit by a Wraith.

Slaying a Wraith brings 350 Honour points.

GHOSTS are restless beings whose bodies are dead but whose spirits continue to haunt the world. A Ghost may be suffering from some unforgiven sin or treason, or it may want such things as the proper burial of its body, the redress of an old injustice, the restoration of the true heir, the return of a stolen treasure, or any of a host of things. In such instances, a Ghost will have the power to place the right person under a Geas to put things right. There is a scant 10% chance of saving oneself from such a Geas if the Ghost's purpose is basically just.

True Ghosts cannot be harmed by any form of weapon or Magick because they are not material or magical in nature, and because the Power that binds them to the earth is more powerful than any possessed by men. Only Exorcism may remove a Ghost from the Mortal

Plane. Ghosts are frightening beings as well. Their moans can fill a character less than level 6 with panic instantly. Necromancers are immune to the Fear generated by Ghosts, but all other characters must check morale each turn they are in a Ghost's presence. Only a character Geased by a Ghost can stay in its presence without checking morale. Generally, Ghosts will do little direct harm to people, but they will panic, confuse, and confound anyone who really thwarts them or who earns their anger. The worst thing that can happen to a man is to be personally singled out for a haunting.

Ghosts can be sources of information which may be wholly or partially false. They may aid characters who are willing to assist them in finishing any business they may have left uncompleted in their former life and which is in whole or in part the cause of their inability to find peace. Ghosts are usually chained to a place or object connected with their death or the fulfillment of their desires. They may not leave that place until put to rest unless wronged or cheated by a character. They will then become tied to that character, following him about, haunting him and warning his enemies of his approach until he rights the wrong he has done to them. Ghosts have only one aim: to alter the circumstances that have made them ghosts. They may temporarily assist characters in their own goals as a means of getting the characters' assistance in their quest, but only in a very limited sphere. Once their problem has been solved, they are laid to rest and immediately dissipate.

Ghosts only remain at their haunts for a limited time (usually about two or three centuries) before passing on to their true afterlives. Rumour has it that an ordinary Ghost who performs three great services for humankind in that time is permitted rebirth into the world of the living; however, such an event is unlikely without the devoted and extended aid of a living being.

Ghosts employ no weapons. Rather, they employ TERROR to cow and vanquish their enemies, as described for Deaths. However, if a Character fails in his FER CR and his morale is shattered, there is a chance that his fear could paralyze his limbs and begin to kill him. Roll a CON CR-1D6. Failure means that the Terrorized Character cannot move, and that he is literally being killed by his abject fear at a rate of 2D6 damage points per combat turn he remains in the presence of the Ghost. A CON CR-1D6 is rolled each turn; if he can move, he flees and the damage points are not assessed against him. (The damage is purely in the mind, but if the total exceeds the Character's Body Levels plus Blood Loss Limit, he dies of a heart failure).

Ordinary ghosts, despite their power of Fear, are not malevolently inclined towards the living. They are usually rational, retaining all of the memories of both their living and unliving existences, although some ghosts are uncertain of whether or not they are currently alive. A ghost may be exorcized, but a better solution for both the living and the ghost is to fulfill the one condition that will allow a ghost to depart earth for the true afterlife. This condition, unique to each ghost, often involves finding and burying the ghost's body, discovering a secret kept by the ghost, or reuniting the ghost with some missing possession from their lifetime. The higher experience value for a ghost is the reward for aiding it in this fashion.

Ghosts are able to fight other Undead as Wraiths.

Ghosts rarely do real harm to people unless given due cause. They prefer the TERROR weapon to drive away unwanted intruders or to punish those who earn their anger. The worst thing that can befall a man is to be singled out for a haunting, for the Ghost will disturb his rest and drive him to abject fatigue in time.

Note also that EXORCISMS are of two types. If the rite is performed in the personal haunting area of the Ghost, it is final. If performed in an area in which the Ghost simply appears to remind a man of his duty the EXORCISM simply bars the Ghost from the area for a period of 6D6 days. Exorcism level = Demon VIII equivalent.

Headless Ghosts are as insane as poltergeists, but are much more dangerous than their lesser brethren. While poltergeists may injure the living, they rarely manage to kill them; Headless Ghosts, on the other hand, deliberately try to commit murder, as this will free them from their bondage to earth. A Headless Ghost will always attack trespassers in its demesne with the stronger version of its Fear; should anyone be frozen in terror (see spell description), the Headless Ghost will temporarily become corporeal, throttle that person, and then depart the earth forever, taking the head of their victim along for good measure. Although they are unaffected by weapons and non-mind-affecting spells, even when materialized to attack, Headless Ghosts can be exorcized, and are at -10% to resist while in material form. As astral entities, all types of ghosts can be invisible or visible to the living at will.

Poltergeists will never willingly become visible, however. Headless Ghosts appear as they did in life, save that they carry their severed heads beneath one arm, and are translucent. Ordinary Ghosts appear as translucent, slightly glowing figures, identical to their appearance at the time that they died (without death wounds, if any). Persons with True Sight can always see ghosts, whether invisible or not.

POLTERGEISTS are Ghosts who throw things. Such spirits are sometimes malevolent, sometimes benevolent. Indeed, a Poltergeist may decide that a person, family, or party of adventurers is worthy of its protection and assistance. In such cases, the favored individuals seem to enjoy an inordinate amount of good luck in the place the Poltergeist haunts. On the other hand, those which the Poltergeist actively dislikes may experience bad luck, or strange and frightening things may happen to them.

The luck aspect can be represented by a + or - (1/5%) Dice Modification to all D6, D10, D20, and D100 rolls, either in the favor or to the disadvantage of the liked/disliked person(s).

The strange and frightening events take on a more material and

sinister quality. Objects can be thrown, dropped on, etc., the victims, doing 2D6 points of damage and bringing on a PANIC attack as described for Mummies.

Poltergeists are restricted to a particular place, usually a dwelling which they loved during life. They can only be EXORCIZED, and the rite must be performed while the Poltergeist is present. The being itself is never visible, but it makes its presence felt through the emotions felt by those in the area, sounds, moaning drafts, etc. Exorcism Level = Demon VII equivalent.

LICHES are what the most gifted of necromancers almost inevitably choose to transform themselves into: immensely powerful undead sorcerors, retaining all of the magical ability and intelligence of the living, while possessing many of the strengths and invulnerabilities of the undead. Of course, the process of transformation invariably costs the necromancer his soul, but most consider centuries of undead existence to be a fair exchange for something that they did not care for very much in the first place.

Liches appear as decaying versions of themselves in life, with their fingernails grown out into talons, their features nearly skeletal, and an unholy blue flame burning in their empty eye sockets. Their power of Fear springs directly from this horrid appearance, and thus cannot be controlled by the Liche, but only masked with magick. The touch of a Liche is so cold as to freeze flesh (2D6 damage point per turn hence the Draining power). Disliking water, Liches have been known to freeze rivers or small lakes to ice with their touch, simply that they might cross over without getting wet.

Although now an undead creature, a Liche retains his personality it possessed in life; thus, Liche exhibit all of the traits of man, allowing for the fact that most of them were vile necromancers to begin with. There is no pattern to the dwelling places and "life"-styles of Liches: some choose to dwell in desolate regions of the country, pursuing their sorceries in quiet isolation, while others dwell in towns or even cities, dealing with the world outside their doors through the liberal use of Illusion. Most Liches will have servants of some sort, as they consider an activity other than sorcery to be a waste of time; these are usually undead, such as skeletons, zombies, or wights, but the occasional Liches will keep living servants, replacing them as they grow old and die with others who do not fear to be in the service of an unliving master.

The magical powers of Liches are tremendous, as they retain everything that they learned during their mortal lifetime, plus all that their research has yielded since their transformation to undead status. However, because of their single-minded pursuit of sorcery, Liches are totally unable to progress further in the other skills that they possessed during their lifetimes, although they do not lose the skills which they already have.

Should a necromancer have assembled an army of the undead during his lifetime, those creatures are freed from his service when he transforms himself into a Liche. However, most Liches who built armies of undead during their lives are even more eager to do so as Liche, often re-enslaving, the very creatures that they were forced to release. Intelligent undead will flee (if they can) from a necromancer in the process of transformation, hoping to put enough distance, between them and him to avoid further servitude. Remember, the undead do not like serving anyone, and that includes Liches.

The process of becoming a Liche is very complicated. The necromancer must prepare a potion of awe-inspiring lethality, including at least one dose of each of the fifteen basic poisons as a base. He then must add materials to this dreadful brew as if lie were creating a Greater Focus (21 materials, 8 of which must be personal to the necromancer and one of which MUST be nightshade), a process that will require an entire year to complete. The next component is a drop (and only one drop) of the Fixed Mercury, to prime the potion with power. After stirring things seven hours a day for seven days, the necromancer then leaves the potion standing in the open (usually atop a mountain) for a year and a day. Should nothing disturb the vile concoction in this time (there is a 50% chance of disturbance, necessitating beginning the process all over

again), the potion is then ready. The necromancer adds at least one body part from every type of undead creature that he still wishes to be able to command, stirs the potion for one final day, and then drinks it.



As one might imagine, the necromancer promptly dies. However, assuming that he has properly performed all of the steps above, there is a good chance that he will raise again in three days. The would-be Liche most make a FER CR-4 in order to compel his spirit to fuse itself once again with his newly transformed body. Failure at this stage leaves the necromancer extremely dead, although his spirit may survive as an utterly insane ghost (50% chance).

A Liche can last for a very long time (a millenium or so is common); however, even the potion that transformed him into a Liche cannot hold his body together forever. Old Liches are Liches who are beginning to deteriorate physically, although their sorcerous powers are without parallel. Most Liches, should they "live" so long, will enter this Phase of their existence about seven hundred years after their transformation. An Old Liche is more dangerous, in many ways, than an ordinary Liche: their days are numbered, and they know it. After another three or four hundred years of increasingly tenuous existence, an Old Liche will simply fall apart, its spirit passing on at last to the afterlife. Not even a necromancer can live forever!

Liches are terrible foes for any adventurers foolish enough to cross them. Liches have vast powers to do harm, and very little regard for the living, save as experimental subjects for their strange arcane magics. In addition, should adventurers try to tackle a Liche, do not forget their servants, who may number in the hundreds or even thousands for a particularly ambitious Liche. Were they not so obsessed with the pursuit of their sorcery, Liches might well rule the world.

A continuous emanation of Fear surrounds a Liche for 30 feet, and all characters under level 8 must check morale with a FER CR-5 from that Fear each melee turn they are within that distance. Liches are immune to all spells of Illusion or Command and Magick weapons do only half damage. The touch of a Liche with bare flesh drain automatically of 2000 to 40000 experience points or 1 experience level at a time. A character who has all of his life force drained by a Liche is turned into a Wraith 20% of the time, or a Zombie 80% of the time.

Slaying a Liche brings 600 Honour points and 700 Honour points for Old Liche.

Type	Body	Size	Wt.	Hit	Parry	Dodge	Blows	WDF	Armor	Exp.
Liche	200	6'	170dr.	+40%	-35%	-40%	8	6x	8	120000
Old	150	6'	150dr.	+40%	-35%	-30%	7	5x	8	140000

## The Undead Profiles

MEASURE TAKEN AGAINST UNDEAD	GOUL	ZOMBIE	SKELETON	MUMMY	VAMPIRE	WIGHT	DEATH	WRAITH	GHOST	LICHE
NATURAL WEAPON	1/2 Dam. <sup>a</sup>	1/2 Dam. <sup>a</sup>	1/2 Dam. <sup>a</sup>	1/2 Dam. <sup>a</sup>	1/2 Dam. <sup>b</sup>	No Effect <sup>b</sup>	No Effect <sup>b</sup>	No Effect <sup>b</sup>	No Effect <sup>b</sup>	No Effect <sup>b</sup>
ORDINARY WEAPON	1/2 Dam. <sup>c</sup>	1/2 Dam. <sup>c</sup>	1/2 Dam. <sup>d</sup>	1/2 Dam. <sup>c</sup>	1/2 Dam. <sup>c</sup>	No Effect	No Effect	No Effect	No Effect	No Effect
WOODEN ARROW / SPEAR	1/2 Dam. <sup>c</sup>	1/2 Dam. <sup>c</sup>	No Effect	1/2 Dam. <sup>c</sup>	Full Dam.	No Effect	No Effect	No Effect	No Effect	No Effect
MAGICK WEAPON	Full Dam.	Full Dam.	Full Dam. <sup>d</sup>	Full Dam.	Full Dam.	1/2 Dam.	1/2 Dam.	1/2 Dam.	1/2 Dam.	1/2 Dam.
FLAMING SWORD	Full Dam.	Full Dam.	Full Dam.	Full Dam.	Full Dam.	Full Dam. <sup>e</sup>	Full Dam. <sup>e</sup>	Full Dam. <sup>e</sup>	Full Dam.	Full Dam.
EGO SWORD	Full Dam.	Full Dam.	Full Dam.	Full Dam.	Full Dam.	Full Dam. <sup>f</sup>	Full Dam. <sup>f</sup>	Full Dam. <sup>f</sup>	Full Dam.	Full Dam. <sup>f</sup>
VORPAL BLADE	Full Dam. <sup>g</sup>	Full Dam. <sup>g</sup>	Full Dam. <sup>g</sup>	Full Dam. <sup>g</sup>	Full Dam. <sup>g</sup>	Full Dam.	Full Dam.	Full Dam.	Full Dam.	Full Dam.
BANE SWORD	Full Dam. <sup>h</sup>	Full Dam. <sup>h</sup>	Full Dam. <sup>h</sup>	Full Dam. <sup>h</sup>	Full Dam. <sup>h</sup>	Full Dam. <sup>h</sup>	Full Dam. <sup>h</sup>	Full Dam. <sup>h</sup>	Full Dam. <sup>h</sup>	Full Dam. <sup>h</sup>
HOLY SWORD	Full Dam. <sup>i</sup>	Full Dam. <sup>i</sup>	Full Dam. <sup>i</sup>	Full Dam. <sup>i</sup>	Full Dam. <sup>i</sup>	Full Dam. <sup>i</sup>	Full Dam. <sup>i</sup>	Full Dam. <sup>i</sup>	Full Dam. <sup>i</sup>	Full Dam. <sup>i</sup>
WOODEN CROSS: HOLD <sup>j</sup>	Faith %	Faith %	Faith %	Faith %	Faith %	Faith -10%	Faith -20%	Faith -30%	No Effect	No Effect
WOODEN CROSS: RETREAT <sup>j</sup>	10%	10%	10%	10%	10%	10%	10%	10%	No Effect	No Effect
SILVER CROSS: HOLD <sup>j</sup>	Faith %	Faith %	Faith %	Faith %	Faith %	Faith %	Faith -10%	Faith -20%	Faith -30%	No Effect
SILVER CROSS: RETREAT <sup>j</sup>	25%	25%	25%	20%	20%	15%	10%	05%	05%	No Effect
SYMBOL OF ANNUBIS <sup>k</sup>	60%	60%	60%	60%	40%	35%	30%	25%	20%	No Effect
HOLY RELIC <sup>k</sup>	Faith +40%	Faith +40%	Faith +40%	Faith +30%	Faith +30%	Faith +20%	Faith +10%	Faith %	Faith -10%	No Effect
HOLY WATER <sup>l</sup>	1d10	1d10	1d10	1d10	1d10	1d10	1d10	1d10	1d10	No Effect
HOLY WORD: HOLD <sup>m</sup>	Faith -15%	Faith -10%	Faith -15%	Faith -25%	Faith -35%	Faith -40%	Faith -45%	Faith -50%	Faith -55%	No Effect
WRATH OF GOD	Full Dam.	Full Dam.	Full Dam.	Full Dam.	Full Dam.	Full Dam.	Full Dam.	Full Dam.	Full Dam.	No Effect
FIRE	1d10	1d6	1d10	1d10	1d10	1d6	1d6	1d6	No Effect	1d6
MAGICK FIRE	Full Dam.	Full Dam.	Full Dam.	Full Dam.	Full Dam.	Full Dam.	Full Dam.	Full Dam.	Full Dam.	Full Dam.
LIGHTNING BOLT	Full Dam.	Full Dam.	Full Dam.	Full Dam.	Full Dam.	Full Dam.	Full Dam.	Full Dam.	Full Dam.	Full Dam.
ILLUSION SPELL	IQ/4-15	IQ/4-9	IQ/8-13	No Effect	Per IQ	No Effect	No Effect	No Effect	No Effect	No Effect
COMMAND SPELL	WIS/4-13	No Effect	No Effect	No Effect	No Effect	No Effect	No Effect	No Effect	No Effect	No Effect
GREAT COMMAND SPELL	OBEY!	OBEY!	OBEY!	DEPART!	DEPART!	DEPART!	DEPART!	DEPART!	DEPART!	No Effect

- (a) Full damage if Natural Weapons of a Legendary Monster/Beast.
- (b) 1/2 damage if Natural Weapons of a Legendary Monster/Beast.
- (c) No Critical Hit possible.
- (d) No damage if a thrusting/stabbing weapon; full damage if a crushing weapon.
- (e) 10% chance of Retreat from the weapon.
- (f) Ego Swords will prevent drain of Life Force.
- (g) Slay outright 20% of the time. Wights, Deaths, and Wraiths take +2d6 damage if a 'Slay' result occurs, with a 10% chance of Retreat.
- (h) Slay outright 20% of the time on scoring a Critical Hit; maximum damage otherwise on Critical Hit, with a 10% chance of Retreat.
- (i) Maximum damage on Critical Hit, with a chance of +3d6 damage upon a successful Act of Faith.
- (j) Characters Faith percentage is used: Hold = no closer approach; Retreat = withdraw from area if 1d100 Faith roll is in percentage range indicated. Religious symbols of Faiths other than Christian may have comparable effects.
- (k) Sanctified religious items belonging to martyred 'Saints' work only for those of the same Faith. Symbol of Annubis (the Egyptian Jackal God of Death) are magical devices which target as a Magical Device and have the chance of causing Undead to Retreat upon rolling the 1 D100 percentage indicated if targeting succeeds. No Fatigue Levels are lost using it.
- (l) Damage done by Holy Water if splashed on the Undead, per 'dose' used. Retreat occurs 20% of the time after splashing.
- (m) Only Clerics may utter Holy Words to prevent closer approach.



## Legendary Beasts

### BASILISKS

The Basilisk is a fabulous reptile alleged to be hatched by a serpent from a cock's egg. The Basilisk is usually found in deserts, its yellow or sandy brown color lending it natural camouflage. It has distinctive, glittering, toad-like eyes whose gaze can turn a living creature to stone. The breath of a Basilisk, and even its look, will prove fatal; for those it breathes on or looks at will be turned to stone 25% of the time. That probability may be reduced by 5% through Prayer and by 10% through a spell of *Protection vs Petrification*. It can expel its poisonous breath in a cone shape with a range of 6 to 12 feet. It takes five minutes to recharge its poison sac enough to use the breath weapon again. The baleful effect of the Basilisk's gaze operates continuously, so a regular check must be made each turn that a character is looking at it. However, the Basilisk can be petrified itself if it sees the reflection of its eyes in a mirror or other highly polished reflector, but Basilisks are immune to the effects of Eyes of Medusa. It uses its gaze only in self-defense, for it eats flesh not stone. Its fangs and claws offer no threat to a human, but its scorpion-like tail can deliver enough venom to drop a horse. Basilisks can also exhale a poisonous cloud once in an engagement. This requires its victims to make DEX CR to avoid breathing in the cloud of venom.

The Basilisk is not overly intelligent, but it is utterly loyal and obedient to its master and acts as a superb watchdog for entrances or treasures, for they cannot be bribed or enticed from their duties. When it recognizes anybody having the right to pass, a Basilisk will avert its gaze to avoid causing harm. Upon sighting intruders, however, the Basilisk sends up a loud shrilling cry of alarm and fixes its gaze on them. Intruders must avoid meeting its eyes. Even if they succeed, the creature's gaze imposes a Slow spell on them as long as they are in its sight.

The Meat of the Basilisk is poisonous. The symptoms and effects of eating the meat of a Basilisk are those of the poisons known as "Aqua Scorpionis."

The Blood of the Basilisk is venomous (Aqua Scorpionis) and can be used as a contact poison on weapons. The Blood is useful in Water and Illusion magick and counts as 3 quantities for anointing a magical device of Transmutation. 6 X D10 quantities may be obtained from a slain Basilisk. Each Quantity is valued at 600 GP per quantity.

A dried poison sac can be used to prepare a Universal Antidote. The prepared antidote neutralizes all effects of any venom released by a living creature (after researching an antidote, of course). The sac produces 3 x D10 doses. The poison sac is valued at 800 GP to 1400 GP per sac.

The Eye of a Basilisk, if used in a magical unguent, produces 3 doses that prevent petrification for one hour after application to the skin and is valued at 1500 GP per dose.

Basilisks are rated at WIS/16 and INT/16 when faced with spells of Illusion and Command. Constitution rates at CON/18.

Body Wt.	Move	armor	%Hit	%Dodge	Attack Mode	Bonus Exp.	
70	700dr	60/160	5	+15%	-10%	3x WDF <i>MLB</i> 3 fangs 2x WDF <i>MLC</i> 6 claws Breath: 60' range Gaze	3000

Basilisks are well worth taking alive, if possible, as they have been sold for 1-3 gp per Dragon of weight. Eggs command 500 + 20D10 SP, while adults have been sold for 6D10 SP per dr. of weight. However, since it is impossible to surprise them; they have superb hearing and can see invisible beings capture of a Basilisk is fraught with peril.

### CENTAURS

Centaur is an ancient, pastoral race, barbarous of temperament, but benevolent of spirit. They appear as a fusion of the head, arms, chest, and upper abdomen of a human with the body, legs, and tail of a fine horse, and are among the most fluidly constructed of the hybrid creatures. Centaurs rarely clothe their upper bodies, but do wear armor when necessary; they are usually armed with swords, lances, and great recurved bows (with which they are expert).

Centaur live in the open countryside, either tending fields and animals, or hunting to support themselves (agriculture is their preferred choice, as centaurs are more tilted towards vegetarianism than are humans). The basic social unit is the family, usually a male, a female, and two foals; fifteen or so families form a centaur band, led by a chieftain, while ten to twenty bands (from 600-1200 individuals) form a centaur tribe, led by a hereditary High Chief. Each centaur tribe must have a blacksmith for making horseshoes and weapons, as well as a shaman, who provides knowledge of both Magick and the healing arts to support the tribe. Each of these individuals will also have an apprentice learning their craft.

Centaur settle band or tribal disputes fairly equitably: any centaur disagreeing with the decisions of the chieftain or High Chief may challenge him to combat (non-lethal, except in fights for the High Chief-ship), with the shaman, the keeper of the tribe's rules of custom and tradition, serving as referee. Losers of these fights are exiled, if they live; usually, such centaurs join the Solitaries, a warrior brotherhood that serves the interests of the race as a whole, rather than individual bands or tribes. Centaur tribes often fight, and occasionally involve allies of other races in these squabbles.

Centaur society is strongly male-dominated; although the females of the tribe are considered the owners of the tribe's possessions (males "own" only their armor and weapons), they actually have little power, and are indifferent fighters at best if the tribe comes under attack.

Centaur usually get along well with elves, but dislike the dour, materialistic dwarves. Their relations with neighboring humans are complicated by their touchy sense of honor, and the centaur penchant for drinking anything alcoholic to excess (centaurs make rowdy drunks, which turns centaur parties into near-natural disasters). However, a human who acquires himself well in battle will win the grudging respect of the centaur folk, and they do occasionally trade with humans for fine weapons, beer, and other alcoholic beverages.

Centaur males are fierce warriors, comparable to the finest light and medium cavalry. Most are rather barbaric, but some are well armored and armed - almost the equivalent of Chivalry. Their armaments include clubs, javelins, lances, swords, war axes, and self-bows. Medium Shields and armor of AC/1 to AC/9 are also in evidence, while the greatest Heroes and Leaders of the more advanced tribes may be clad in full horse armor in addition to upper body armor. Females and young are usually lightly armed - but one can expect a dagger or poignard but they tend not to fight unless it is a life-and-death situation, and they are unarmed.

Centaur are fairly intelligent, and should be treated as equivalent to human nomads, with the following general characteristics parameters:

DEX/10-20	BAV/04-17
CON/12-18	APP/10-30
STR/12-18	FER/12-20
WIS/04-20	CHA/04-32
INT/04-20	ALI/1-7

Centaur cannot be tamed and are hostile 90% of the time. Indeed they resent any kind of restriction on their freedom. However, they may become friendly with men of courage and good-will, particularly if they have fought as allies in some truly desperate combat. Also, it should be noted that most Centaurs are quite comely and have an eye for the opposite sex-- including humans.

Type	Body Wt.	Move	armor	%Hit	%Dodge	Attack Mode	Bonus Exp.
Leader	65	1700	60/3002	+25%	-15%	Weapons: 4x WDF + 4x WDF <i>MKL</i> 8 hooves	1500
Male	55	1500	60/2802	+20%	-15%	3x WDF <i>MKL</i> 8 hooves	1200
Female	45	1300	60/2801	+10%	-15%	3x WDF <i>MKL</i> 8 hooves	900
Young	20	350	60/2400	-	-15%	1x WDF <i>MKL</i> 8 hooves	50

### CHIMERA

The legendary Chimera combines the forebody of a lion, the hind quarters of a goat, the wings of a dragon, and the tail of a serpent. Some of these monsters also have three heads: a lion's head which can tear prey with giant fangs - a dragon's head which breathes fire; and a goat's head which can butt and gore with its huge horns. Though legend records only one such creature, slain by Bellerophon mounted on the winged horse Pegasus, others have been seen.

Chimera are rated at WIS/18 and INT/18 when faced with spells of Illusion and Command. Their constitutions are CON/19.

To slay a Chimera brings 1/100 Bonus Exp. + 1D100 Honour Points.

Type	Body Wt.	Move	armor	%Hit	%Dodge	Attack Mode	Bonus Exp.
Chimera	100	1000	60/240*6	+25%	-25%	4xWDF <i>MLC</i> 6 claws 3xWDF <i>MLB</i> fangs Self-Immolation	5000
3-Headed	100	1000	60/240*6	+25%	-25%	4xWDF <i>MLC</i> 6 claws 3xWDF <i>MLB</i> 3 fangs (Lion)	7500
				+20%		3xWDF <i>MLB</i> 7 horns (Goat) Fiery Breath: (Dragon) 2 blasts/Turn 30' range: 1d20 damage in a cone 30'x5'	

\* Chimera fly at the same speed they charge on the ground. The dragon head on the three-headed variety does fire damage equivalent to one's being splashed by a skin of flaming oil (2d10 damage points). The same is true of the one-headed variety when it has self-immolated and anyone comes in contact with its fiery body.

### COCKATRICES

The Cockatrice is a fabulous creature often closely identified with the Basilisk. It is often described as having the head, wings, and feet of a fighting cock, ending in a barbed serpent's tail. Under the feathers of the Cockatrice reveals a scaly hide similar to the skin of a snake. The coloration of the Cockatrice is similar to that of a rooster except for the snakeskin tail. While its breath and gaze will not turn anyone to stone, the touch of its feathers will. PETRIFICATION occurs when one is touched on the bare flesh or through cloth of leather and fails a CON CR-7. The Cockatrice is immune to the touch of its own feathers. Fourteen usable feathers can be recovered from a dead Cockatrice. A feather can be used to make three doses of a magical unguent capable of preventing petrification for one hour after applying it to one's skin. A feather retains its petrifying powers and cause PETRIFICATION to any living creature it touches into a living statue (1D6 charges per feather) at a CON CR-4. Feathers are rated at 450 GP each.

The Cockatrice usually attacks from ambush and avoids touching those it recognizes as having the right to pass. Upon sighting

intruders, a Cockatrice sends up a loud crowing and rushes forward to brush them with its petrifying feathers.

Cockatrice can be distracted by food if the intruders detect the Cockatrice first. Especially fat insect grubs. The Cockatrice must make a WIS CR-4 not to be distracted by the food. The Cockatrice will sound the alarm and will make a single attack against the intruders. The Cockatrice must make a WIS CR every round to continue attacking. The creature is slow on the ground but can fly up to 240 feet at a time before returning to the ground (it rarely stays in the air for any length of time). The creature can be captured, tamed and used as a watchdog. But it is an unintelligent creature and must be confined to prevent it from eventually wandering off.

It is said that a Cockatrice hatches from the yokeless egg of a nine-year-old rooster when Sirius, the Dog Star, is ascendant (the hottest days of late summer). The cock lays the egg in a dung heap, where it is brooded and hatched by either a snake or a toad. It seems fantastic, but there is an egg-shaped ball of putrefaction that is occasionally found in the body of an old rooster, which is taken as proof of this idea. Whatever its origins, some Mages have bred the Cockatrice to greatly exceed its normal size (that of a large rooster), such as the Greater Cockatrices. The Greater Cockatrices are rare compared to the other types.

The Meat of the Cockatrice is poisonous. The symptoms and effects of eating the meat of a cockatrice is that of the poisons known as "Aqua Dulci." One-quarter pound of Cockatrice meat is equal to 1/5th the lethal dose of "Aqua Dulci." In the natural order of things, even predators prey upon the Cockatrice.

Cockatrices are rated at WIS/07 and INT/10 when faced with spells of Illusion and Command. Constitution rates at a very high CON/16. It is also armed with terrible natural weapons:

<u>Body Wt.</u>	<u>Move</u>	<u>armor</u>	<u>\$Hit</u>	<u>\$Dodge</u>	<u>Attack</u>	<u>Mode</u>	<u>Bonus</u>
							<u>Exp.</u>
50	500	60/120	*5	+25%	-15%	2x WDF MLB 3 beak +15% 2x WDF MLC 6 talons Petrification: 25% on touch	1500

\* Cockatrices can fly 240 feet/turn. They can be tamed and used as watchdogs, but they are unintelligent and may wander off unless confined.

**GARGOYLES**

Gargoyles are perhaps the most commonly depicted Monster in medieval architecture. They are guardians of secret places. Their form is vaguely human, but grotesquely misshapen and often reptilian or demonic in over-all appearance, with horns, fangs, claws, and batlike wings. They are fairly intelligent, or at least very cunning, and may be expected to behave with purpose and planning. Thus they are very dangerous adversaries, and the peril is compounded by their tendency to attack all intruders. Worst of all, ordinary weapons do only half-damage to them, and only magick weapons inflict full damage. They also cause characters under level 8 to check morale as if excessive casualties had been sustained in the party upon their first appearance.

<u>Body Wt.</u>	<u>Move</u>	<u>armor</u>	<u>\$Hit</u>	<u>\$Dodge</u>	<u>Attack</u>	<u>Mode</u>	<u>Bonus</u>
							<u>Exp.</u>
75	500	60/150	*5	+50%	-40%	4x WDF MLC 3 claws (+4 blows) +40 3x WDF MLB 3 fangs +20% 2x WDF MLH 7 horns	4500

\* Gargoyles can fly 240 feet/turn. When recruited as guardians they are utterly loyal and are not easily fooled by Illusions and other such tricks (Gargoyles are immune to spells of Illusion or Command unless cast by an Adept of the Second Circle). They may encountered singly or in groups as large as 20. When met in large numbers, increase experience for slaying them to = 5500 points.

**GORGONS**

According to myth, the Gorgons were dragon-like creatures, with the lower body of a reptile, a torso and head of a human female, and tresses which are poisonous asps. Each asp will be able to bite 5 times before its venom sack is exhausted. The venom sack needs 24 hours to recharge. A Gorgon will have 2D10 asps. It is written: "Thou canst not look upon the face of the Gorgon and live"; for to do so turns one to stone instantly. The only way to avoid this terrible fate is to avert one's eyes (DEX CR-3 if surprised by a Gorgon) and to keep them averted. As the Gorgon is intelligent, it will attempt to beguile intended victims into looking directly upon its visage, and an INT CR-4 is required each turn within 50' of it to avoid doing so. However, one may look upon the Gorgon as Perseus did, through a mirror, and so prevent petrification and will largely overcome the compulsion to look directly. But one's combat efficiency is greatly impaired (Hit Probability is halved), which is still better than a career as a statue. Like the Basilisk, the Gorgon is not immune to the reflected image of itself (25% chance of its being petrified by a reflection, unless it averts its eyes). Each strand of hair of a Gorgon has the properties of a poisonous snake that will inject 1D5 quantities per day of "Venom of the Serpent."



Gorgons have the ability to see as well at night as they do during the day. They are also immune to cold temperatures. Gorgons cannot swim and they are not afraid of water. However, they will not go into water that is above their waist. Gorgons are adept in the use of the spear are depicted as accurate archers. The Gorgons construct their arrowheads of stone and tip them with the venom of their hair strands.

No one knows exactly how Gorgons came into being. Some legends that say ancient gods jealous of women who were getting the attention of other gods were turned into these creatures. Other legends state that Gorgons were gods who displeased the elder gods. Still other countless legends exist. What is known, however, is that all Gorgons are female and they are not known to mate with any creature. Gorgons hate all life. It is therefore surprising that Gorgons will work and live together in cooperation.

The lair of a Gorgon can be identified by its lack of even the tiniest form of life and the myriad statues of those that could not escape the beast's gaze. Not even the hardiest of Fungus or rodent will dwell in the lair of a Gorgon.

The most famous of the Gorgons was the dreadful Medusa, but she had two immortal sisters who cannot be harmed except with Magick weapons. The immortal Gorgons cannot be harmed except by Magick Weapons of +4 or better. Medusa can be harmed by +1 Magick Weapons. These two types of Gorgons can be present in the campaign. Of course, Magick is always effective. At the same time, the Gorgons are highly magick-resistant, and even when a spell is properly targeted, the chance of it having any effect is equal to 4% x MKL of the caster or a flat 20% for magical devices in the hands of non-magicians. Spells of Illusion and Command are ineffectual unless cast by a Mage of the Seventh Circle or higher. Gorgons are not particularly fast on the ground, but their leathery wings can speed them through the air at up to 240' per turn. It is also written that the blood from the heart of the Gorgon has mysterious powers. From 1-3 pints of blood may be drawn from the left ventricle of the Gorgon's heart, each pint providing 10-100 doses of deadly poison (80% fatality). From 1-3 pints of blood may also be drawn from the right ventricle, each pint providing the base from which 10-30 doses of Water of Great Healing may be prepared by a Cleric or a Physician-Alchemist. These bloods are a treasure in themselves. The meat of the Gorgon is a deadly poison (Venom of the Serpent) and most creatures cannot even withstand the smell of the meat. When dried, the brains of a Gorgon can be made into a powder that when mixed with enchanted wine to create a potion of non-petrification. This gives the user of the potion immunity to all powers and abilities that can turn the user into stone. The immunity will last one hour per quantity of Gorgon brains used in the potion. Gorgon brain is valued at 1500 GP per quantity.

To slay a Gorgon brings 150 + 1D100 Honour Points.

<u>Body Wt.</u>	<u>Move</u>	<u>armor</u>	<u>\$Hit</u>	<u>\$Dodge</u>	<u>Attack</u>	<u>Mode</u>	<u>Bonus</u>
							<u>Exp.</u>
80	350	60/150	3	+55%	-50%	Weapons: 5x WDF (+5 Blows) +25% 2xWDF MSS 1 small vipers (6 Blows): 20% chance of Death Petrification: Gaze	4500

Gorgons, having leathery wings like those of a dragon, are capable of flying at 240 feet/turn. They also tend to be armed with Magick weapons, especially the Immortal variety. Gorgons are highly resistant to Magick, as well, with spells that affect them directly (Fireballs, etc.) having no effect 80% of the time, even if the spell was cast correctly and went off perfectly.

**GRIFFINS**

Griffins are among the finest of legendary flying steeds, as they are strong, ferocious, swift, and intensely loyal to their masters. The Griffin has the head and wings of a great eagle and the body and hind quarters of a lion. The Ancients believed that it originated in the land of Scythia, where it guarded golden treasures. Griffins are quite intelligent as beasts go, and so are not easily taken in by *Illusions* or controlled by spells of *Command*. While neutral in alignment, they prefer to serve characters who are Lawful or who tend toward Law. Highly Chaotic types must resort to naked coercion and *Magick* to control a Griffin, and run the risk of the Griffin's attempts to escape or be disloyal.

As beasts go, Griffins are quite intelligent. When faced with spells of *Illusion* and *Command*, they are rated at WIS/15 and INT/15. Their Constitutions are at CON/19. Griffins fly at 360 ft. per turn and on the ground they move and maneuver like Great Light Horses. They fight with beak and taloned forelegs, never check morale, and prefer horses as food, which means that they should never be tethered near the horse lines to prevent the poor beasts from becoming too nervous at the hungry looks they are getting. Griffins bring 1000 + 60D100 GP on the open market when fully trained, and about 1/4 that amount when wild.

<u>Body Wt.</u>	<u>Move</u>	<u>armor</u>	<u>%Hit</u>	<u>%Dodge</u>	<u>Attack Mode</u>	<u>Bonus</u>
						<u>Exp.</u>
90	2000dr/240*6	+35%	-25%	3x	WDF MLB 3 beak	5000
		+40%		4x	WDF MGC 10 claws (+1 Blow)	

\*Griffins fly at 360 feet/turn. They can automatically knock down prey up to 4x their own weight when diving on prey and may carry up to 1000 Dragons.

**HARPIES**

Harpies are hybrid creatures, with the lower body of a vulture, with wings, and the upper body of a woman with arms ending in claws. These hideous creatures are carrion-eaters and will devour anything, although they prefer the taste of man-flesh. They are totally hostile to all human-like beings and will attempt to kill or capture and torture them if at all possible. They are foul creatures and leave behind them an odorous stench similar in effect to the odor of a skunk.

Harpies dwell in desolate places, preying on those travelling through the areas in which they hunt. They normally attack in groups of three or more, ambushing their victims day or night, rain or shine.

The harpy's screech has the power to confuse and bewilder its victim, which causes reductions in the victim's ability to perform any skill for the duration of the harpy's screeching. In the worst cases, the target will become paralyzed, unable to move or react until the vile creature is silenced. The harpy's screech is more powerful when several harpies work together, which is the main reason why harpies fight in groups. While a harpy is screeching she will attack her prey with her claws until her foe is incapacitated or dead; she will then fly off to her nest with the body, and eat it whenever she considers it properly seasoned (usually after a week or two).

It is rumored that the first harpy was one of the fairest and most beautiful Enchantresses ever to live, whose vanity caused her undoing. In an attempt to gain immortality, she was tricked by a jilted lover into performing the wrong incantation, causing the Enchantress's metamorphosis into the horrid creature which is now known as the harpy.

It is uncertain how harpies reproduce, as they are all female, but some scholars speculate that the men they slaughter and bring back to their nests play some part in the continuance of the species.

Harpies are rated as having WIS/13 and INT/13 when faced with spells of *Illusion* and *Command*. Their constitutions vary from CON/10-14.

<u>Body Wt.</u>	<u>Move</u>	<u>armor</u>	<u>%Hit</u>	<u>%Dodge</u>	<u>Attack Mode</u>	<u>Bonus</u>
						<u>Exp.</u>
40	2000dr/20/300*3	+25%	-30%	3x	WDF weapons	1000

\* Harpies move slowly on the ground but can fly up to 300 feet/turn in the air. They can be encountered in flocks of 5-30 and often can be detected by the raucous noise of their screeching voices.

**HIPPOGRIFFS**

The Hippogriff is a fabulous creature similar to the Griffin, except that its hind quarters are those of a horse. These fine steeds exhibit many of the best features of both parents. The hippogriff resembles a gryphon in its foreparts, with an eagle's head and beak, feathered ears, a feathered breast, claws, and wings. It has the body of a great warhorse. White and black coloration seems to be the most common.

Hippogriffs dwell on the craggy heights of mountains. They are nesting animals, although hippogriff mares give birth live rather than laying eggs. Foals are easily tamed and broken, but the adults are very wild, and difficult to break to the halter. One virtue of the Hippogriff is that it gives all its loyalty to one master, letting none other ride unless as master so orders.

Though somewhat willful and unpredictable, under the control of an expert horseman hippogriffs prove to be super mounts in war. They do not eat horses, although horses are nervous in their presence until they get used to them. Hippogriffs prefer meat, but will settle for grain and hay when nothing better is available. In battle, they revert to the gryphon side of their natures, viciously attacking enemy steeds.

The hippogriff is a magical creature, and can enter the Shining Path-ways in moments of relative quiet. The hippogriff can also cover great distances in normal flight; but it is not as strong as

a gryphon, and can bear only a fraction of its weight and remain airborne. Live Hippogriffs are worth considerably more than the worth of their body parts, as they make excellent war mounts.

On the ground they move and maneuver like Great Light Horses and fight much like Griffins. Hippogriffs bring 1000 + 40D100 GP when trained, and about 1/4 that when wild.

They are strong, ferocious, swift, and loyal, but their intelligence is that of a beast and does not compare to the Griffin's almost human cunning. Rate Hippogriffs at WIS/11 and INT/11 when faced with spells of *Illusion* and *Command*. The beasts have constitutions at CON/17, while Ferocity is at FER/18.

<u>Body Wt.</u>	<u>Move</u>	<u>armor</u>	<u>%Hit</u>	<u>%Dodge</u>	<u>Attack Mode</u>	<u>Bonus</u>
						<u>Exp.</u>
75	2000dr/60/240*5		+30%	-25%	3x WDF MLB 3 beak	3500
			+35%		3x WDF MGC 6 claws (front)	
					or	
			+25%		3x WDF MKL 8 hooves (rear)	

\* Hippogriffs fly at 360 feet/turn. They can automatically knock down prey up to 4 x their own weight when diving and may carry up to 1000 Dragons.

**HYDRAS**

The Hydra is a giant serpent with 2-12 heads and a dragon-like body that dwells in desolate swamplands. While not especially fast on land, it has snake-like reflexes. In the water, it swims faster than most ships can sail. There are many legends of the "swamp monster" or "multi-headed monster of the water," that is, the Hydra. The Hydra in the legend of Hercules had nine heads, in other legends the Hydra or swamp monster had varying amounts of heads. When one of the heads is severed from the body (a slashing weapon will do this 25% of the time if scoring a Critical Hit), two heads will instantly grow back from the stump. Only fire will prevent the regeneration of the serpent heads, so one must either use a Flaming Sword or else sear the stump with a torch. In either case, a DEX CR-3 is required to be successful.

Unseared wounds regenerate at +5 damage points per combat turn, so the creature requires a lot of killing. Also, one of the heads is immortal and cannot be killed. It should be buried in a deep hole and covered with stones, as it can, in time, regenerate the entire Hydra once more.

Each Hydra head has 2 strikes per combat turn. If the blow penetrates the victim's armor (at least one damage point must be suffered after armor absorption is deducted), a P/9 Poison effect occurs if the victim fails a CON CR-5. Otherwise, damage is at the WDF rating of the fangs. Up to 20 doses of P/9 Hydra poison can be milked from a dead Hydra, and the poison is effective even if smeared on the skin of a victim.

The Tail of the Hydra is powerful and delivers a devastating crushing blow. Any creature that is successfully attacked by the Hydra's tail that is under 400 dr. will automatically be tossed back 2D10 feet. Creatures that are 400 dr. to 800 dr. will be tossed back 1D10 feet. Creatures that are 800 dr. to 1000 dr. will be tossed back 1/2 D10.

Hydra Blood is Aqua Hydrae and can be used on edged/pointed weapons as a contact poison effective for three strikes per quantity applied. It counts as 3 quantities for anointing magical devices of Water *Magick*. One can harvest up to 13 + 1D10 quantities. The blood of a Hydra is valued at 720 GP per quantity. Specific guilds will usually self Aqua Hydrae for a cost of 1,440 GP per dose.

Thirteen usable scales can be recovered from a dead Hydra. A scale can be used to make three doses of a magical unguent (Hydra Salve) that prevents injury from any contact poison for one hour after applying it to one's skin. It also halts any further damage from a contact poison to which one has been exposed. The Scales of the Hydra are valued at 400 GP each.

Hydras lay fertilized eggs in a nest and only the female protects the nest and eggs. Several adventures have stumbled upon a Hydra's nest, few have returned to talk about what they have seen. A female Hydra will lay 3D10 eggs. The Eggs take 90 days to mature and begin to hatch. It should be noted that any animal attempting to steal eggs from a Hydra's nest must be strong enough to remove the large eggs from the nest. Another important point to remember is that the Hydra protects her nest ferociously against predators. Once the eggs have hatched, however, the infant Hydras begin to find food and shelter on their own. Hydras take about one year to one and a half years to mature.

Hydras are not susceptible to spells of *Command* unless cast by an Adept of the Fifth Circle. They are vulnerable to *Illusions*. When faced with such spells, Hydras rate WIS/14 and INT/14. Their constitutions are at CON/18, for Hydras are resilient creatures with characteristic reptilian life-force. Ferocity is at FER/17.

Experience: 5000.

**MANTICORES**

The Manticore is a legendary beast having the body of a beast of prey, usually a lion, the face of a man and the wings of a dragon. The tail ends either in a large stinger like that of a scorpion, or else is studded with iron spikes or is tipped with a mace-like ball of iron. The Manticore is armed with the spiked tail may fire up to 4 spikes per turn as if armed with a Light Crossbow, with a range of 160 feet in any direction. Fortunately, for all of their formidable armament, Manticores are not especially intelligent and are rated at WIS/04-09 and INT/04-09 when faced with spells of *Illusion* and *Command*.

Their ferocity is at FER/15 and CON/16.

Dwellers in desolate regions, manticores make their lairs atop high mountains, or in the depths of great deserts; they avoid inhabited

regions, despite the abundance of prey available in such places. Manticores are extremely anti-social; they only meet one another on non-hostile terms in order to mate. and the males abandon their mates as soon as their cubs are born. As for the females, they are hardly devoted mothers, driving their cubs out to fend for themselves as soon as they are weaned (at a year old, usually).

Manticores are vicious and deadly fighters, and have little fear of anything that is not several times their size (and very few creatures are several times the size of a manticore!). They prefer to use their tail attacks. whether sting (manticores are immune to their own poison), club, or hurled spikes, but will fight with their sharp claws as well if they must. The favorite battle tactic for a manticore is to make a series of flying passes at its foes, striking with its tail, and then circling about for another pass.

Manticores hate all other living things, but they especially hate the mortal races, who are nothing more than delicious tidbits to manticores. Needless to say, humans, elves, and dwarves disagree with this assessment of their worth, and slaughter manticores whenever they can catch them. Only the remoteness of the manticore's barren lair preserves it from the weapons of determined mortal monster hunters.

Type	Body Wt.	Move	armor	%Hit	%Dodge	Attack Mode	Bonus Exp.
All	75	100060/2405		+35%	-25%	3x WDF MLC 6 claws	
Stinger				+40%		MLS 6 large tail sting*	3000
Spike Tail				+30%		Lt. X-Bow (4 shots/turn)	3000
Mace Tail				+40%		6x WDF Mace (+2 Blows)	3500

\* The Stinger can inflict death 25% of the time with 1d10 damage as well.

MINOTAURS

Minotaurs are a hybrid creature, with the body of an enormously muscled man, and the head of a bull. All minotaurs are male; the original minotaur was the product of the accursed mating of a woman and a great bull, and the species was perpetuated by its habit of pursuing unnatural congress with any women that it encountered. The child of minotaur and human woman is another minotaur; thus, minotaurs will kill men (and anything else that moves), but will release women after impregnating them. The birth of a minotaur has a 50% chance of killing its mother.

Minotaurs are usually brown, although any of the colors common to cattle are possible, including piebald. The man's body is naked, but is covered in a thick hide like that of a bull.

Immensely strong, minotaurs are fearless fighters, refusing to back down from any combat situation; indeed, minotaurs have been known to single-handedly attack entire armies that intrude upon their carefully guarded demesnes. It is a man-eater and so ferocious that it never checks morale. They prefer large, simple weapons, like pole axes and clubs, tearing off tree limbs to use if they find themselves unarmed. In addition, their horns are long, razor-sharp, and deadly.

Minotaurs are intensely territorial, permitting no competition from anything within their chosen area. Fortunately, most minotaurs content themselves with a small region of control (perhaps a square mile or two), which they learn down to the last clump of earth and blade of grass. They can live in any environment, so long as it provides them with sufficient meat. Pure carnivores, minotaurs can eat almost anything, including week-old carrion (they have no sense of taste, although their sense of smell is keen); however, they prefer to dine upon human travellers, so most of their demesnes are close to human lands.

Minotaurs have no social structure at all, being incapable of subduing their savage and bestial natures for long enough to cooperate in anything, even the hunt. Should two minotaurs actually meet, they will immediately duel to the death, with the winner dining upon the still-warm body of the loser.

GMs should not underestimate the value of the minotaur's encyclopedic knowledge of its terrain; being able to always strike from ambush is a tremendous advantage, and minotaurs will use it to the utmost in pursuit of their invariably bloodthirsty designs. Human women have been known to kill themselves rather than fall into the hands of a minotaur; better death, they feel, than the agony and stigma of bringing an unwanted monster into the world.

The Minotaur is being able to bear up to 4 times its weight. Anyone encountering a Minotaur may expect an instant attack, and it will pursue so long as its prey is in sight. Minotaurs are found typically in mazes and labyrinths, which they know intimately. They also produce FEAR in Characters meeting them in their labyrinthine lairs if the Character is a non-fighter or is under Experience/8, with a FER CR-2 whenever within 50' of the creature. Minotaurs may deliver 7 unarmed combat blows +3 butts with horns per turn.

The creatures' general characteristics are:

DEX/14-16	BAV/04
CON/17-18	APP/04
STR/25	FER/16
WIS/10-13	CHA/02
INT/10-13	ALI/20

To slay a Minotaur brings 100 Honour Points.

Body Wt.	Height	Move	armor	%Hit	%Dodge	Attack Mode	Bonus Exp.
75	550dr 8'	60/1804		+50%	-25%	8x WDF fists/kicks (superhuman)	3800
				+25%		3x WDF MLH 7 horns	



PEGASUS

The famous winged horses are at once both exceedingly shy and completely wild and free. They are among the most difficult of all beasts to capture and tame. They will serve only lawful characters and will only serve one master, that must be the person who trained them in the first place. Their loyalty in this regard is absolute, even under magical duress (spells that would compel a pegasus to serve another master automatically fail). Moreover, pegasi are extraordinarily good creatures, sweet-tempered and guileless of heart. They will never serve a master who is of an evil disposition; such a person will find it impossible to break the pegasus to the saddle, no matter how long he spends or how cruel he becomes.

Pegasi combine the speed and spirit of a fine-blooded destrier with the grace and flying ability of a falcon or hawk. They are usually either white or black, although any normal equine color is possible; the feathers of the wings will be the same general color as the mane and tail, although the shade may be slightly different. Pegasi dwell in high, cool mountain regions, preferring to avoid unpleasantly hot climates whenever possible.

Pegasi are the swiftest and most agile of all of the winged mounts, able to fly circles around the heavier gryphon and hippogriff. They fly at 360 feet/turn, and are otherwise the equal of Great Horses except that they cannot converse in the tongues of men. Although not terribly strong (few pegasi can remain airborne when carrying a second rider), they have tremendous staying power, thinking nothing of flying for several days and nights without stopping even once to rest. Indeed, pegasi are almost always in flight in the wilds, touching down only in order to eat the prodigious quantities (upwards of 75 dr. per day) of grasses and grains that they require to maintain their amazing level of energy.

Wild pegasi travel in small herds (or is it flocks?) of from 5-50 individuals; these herds are led by a herd stallion who has sole breeding rights with his mares, and will fight other pegasi stallions to keep them. Outside of such mating fights, however, pegasi are remarkably peaceful, fleeing from combat through the air rather than trying to defend themselves. They simply lack the fighting instinct required to do well in combat.

They rate as having the equivalent of WIS/12 and INT/12 when faced with spells of Illusion and Command. Their ferocity is at FER/16, and CON/16.

Experience: 2500.

PHOENIX

A Phoenix is a splendid bird with a colourful plumage and a tail of gold and scarlet (or purple and blue). It has a 500 to 1,000 year life-cycle, near the end of which it builds itself a nest of myrrh twigs that then ignites; both nest and bird burn fiercely and are reduced to ashes, from which a new, young Phoenix or Phoenix egg arises, reborn anew to live again. Anyone in an area of 10' of a Phoenix when it self immolates will suffer 2d10 damage points. The new Phoenix is destined to live as long as its old self. The bird regenerate when hurt or wounded by a foe, thus being immortal and invincible. It can heal a person (wounded, disabled or diseased) with a tear from its eyes and make them temporarily immune to death for 2-7 days. This can only be obtain once and from the free will of the bird.

The Phoenix has the ability of lifting and carrying loads many times its own body weight. Being a creature of fire and magical fire, the Phoenix has great resistance to magical energies, and cannot be harmed by any type of flame, natural or magical. One can create a cloak of fire protection from 21 quantities of enchanted Phoenix Feathers which protects the wearer from hot temperatures up to a Dragon's breath! The creature cannot be tamed and will not stay with someone who is not of Loyal alignment. If a Phoenix finds one worthy enough, it may decide to become a companion or friend to the deserving individual. The Individual will quickly learn that

the relationship is entirely at the discretion of the Phoenix.



SPHINX

The sphinx has the haunches of a lion, the wings of a great bird, and the face of a woman. She is mythicised as treacherous and merciless.

The sphinx love intellectual pursuits and will often grant access to areas they are set to guard or hoards they are watching (providing doing so does not break a prior agreement or endanger the Sphinx in any way). Those who cannot answer her riddle suffer a cruel fate, as they are killed and eaten by this ravenous monster. Its appetite for warm flesh is nearly insatiable and it is utterly merciless in its pursuit. The creature will often toy with opponents, chasing them for league upon league through the desert under the blazing sun, and when they think they have reached relative safety, the beast will swoop down and attack with its razor sharp beak and talons, rending and slicing flesh like a long sword.

Sphinxes may be "hired" (if that is the right word) as guardians for a given treasure, place or thing for a while; they are circumspect in their acceptance of such duties and payment must be made in full or they will unleash their wrath on their would-be employers upon completion of the duties set.

#### ROCS

Rocs are large, fierce birds such as the "Eagles" of Tolkien. The Great Eagles are the absolute rulers of the air in the northern mountains of Middle-earth. Their rule is contested only by a few certain Dragons. Eagles are the greatest of all birds and are thought to be of divine creation; the Eldar, the first Elves, believed Eagles to be direct manifestations of the Thought of Manwe, Lord of the Valar. In truth, the Eagles seem worthy of such honour. Indomitable in spirit and never evil, Eagles lived in the treetops of the world until Manwe ordered them to build their eyries in the peaks and crags of greatest mountains and to keep an eye upon the Mortal Lands below, reporting to him what they saw and heard. These winged reporters were greater in size than their Third Age descendants: Thorondor, the First King of the Eagles, had a wingspan of 180 feet! In the turmoil of the First Age, the Eagles served the Eldar valiantly. After Beleriand was swallowed up by the sea, the Eagles flew east. Some settled in the high peaks of the Misty Mountains (then a home to the inhospitable Orcs). Others settled in the Grey Mountains, where the Dragons that escaped the drowning of Beleriand slept. In these high snowy peaks, the natural rivalries between the giant beasts sharpened their talons. Later in the Third Age, Dwarves, Elves, Hobbits, Istari and men would come to depend upon the Eagles for rescue, information, and defence. When the Eagles chose to cooperate, the help-seekers were not disappointed.

The Great Eagles are princely birds. Imperious, swift and proud, these hunters show no mercy to foes or prey. Clashed in the Eagle's talons, a foe may as well shut his eyes and prepare for eternity. Armed with a hooked beak and vice-like, four-toed talons to clutch and crush or impale its prey, an eagle cannot be easily overcome by force. The eyes of the Eagle are relatively bigger than that of a man. Unlike other birds, their retinas contain dense concentrations of extraordinarily precise colour nerve receptors to give a marvellously accurate sense of colour discrimination. A soaring Eagle can perceive details in a landscape eight times better than a man. For example, the Lord of the Eagles can spot a rabbit dashing for cover a mile below in the moonlight! On top of the superb accuracy, an Eagle's eyes point both forwards and sideways, allowing the great bird an unusual degree of peripheral vision. Little loss of accuracy and clarity occurs in the dark.

They are highly intelligent (WIS/11-20 and INT/11-20) and almost fearless (FER/18). Nor are they particularly lacking in hardihood

(CON/19). The original "Roc" of Arabic legend is said to have preyed upon elephants. The data for Rocs is given in the Animal Profiles under Great Eagles, but these figures are minimums. The truly great Rocs are much larger, and the largest will have double or trebled values. All birds of this type nest in the highest, most inaccessible mountain peaks and crags. They all tend to be neutral toward most characters in that they will not attack unless threatened, but they will assist only lawful persons. In defense of their nests Rocs are implacably ferocious, especially when there are young in it. There is a 50% chance that a Roc's nest contains from 1-4 young (fledglings, chicks, or eggs). Adults are always hostile toward intruders if there are young in the nest. Chaotics are not liked or trusted, be they man or beast or monster, and Rocs will attack 80% of the time on principle. Neutrals and lawfuls are ignored 80% of the time, and lawfuls may look forward to aid 20% of the time while neutrals will be attacked 20% of the time. Rarely do Rocs nest beyond sight or earshot of other Rocs, so a surprise attack on one in his/her nest will bring others 75% of the time. Experience: 1-3 times award for "Great Eagles".

#### FELL BEAST

Cruel mockeries of the Eagles, the Fell Beasts make their homes in high caves or on shelves beneath overhangs of rock. A number of them are spread throughout the hills of Southern Mirkwood. These creatures grow on average to lengths of 30 feet with around 30-35 foot wingspans and are distantly related to the cold drakes of ancient days. They cannot breath fire, but their physical armoury is formidable. Nine inch claws and six inch fangs along with equivalently sized legs and jaws have persuaded many to become the Fell Beasts' next lunch.

While the whooshing of air is audible when they beat their wings Fell Beasts tend to use updrafts of wind to glide silently through the air. They have narrow serpentine heads with vicious red eyes that glitter with malice as they dive from above to attack their prey.

Fell Beasts have excellent night vision and can glide soundlessly and effortlessly, allowing them to attack with complete surprise at night. During daylight hours, they use a more direct approach; a fast dive out of the sun to impale their target on their outstretched claws.

These creatures are most common in the mountains of southern Mirkwood, with many roosts found near and around Dol Guldur. While they nest in caves, rock overhangs or thickly forested areas, they prefer to hunt in open terrain, so they are only found deep within Mirkwood when they are roosting. However, their abundant presence makes the approach to Dol Guldur and travel immediately around the southern expanse of Mirkwood even more dangerous than it might otherwise be expected to be.

Fell Beasts prefer temperate, low lying areas to forage, next to hilly or mountainous areas for roosting. Southern Mirkwood is believed to be the place of origin of these creatures. The servants of the Enemy, however, have transplanted these beasts to the Ash Mountains (north of the Gorgoroth plateau in Mordor) and into and around Carn Dûm in Angmar. Larger, specially bred, Fell Beasts are able to carry the weight of two men in flight into battle and are frequently used as mounts by the Nazgûl and even Olog-hai and Orc warlords.

Somewhat social creatures, non mated individuals can be found roosted together. These are generally immature juveniles however. They mate for life. Mated pairs without offspring will often hunt in pairs, one beast flushing out prey while the other swoops in to make the kill. They will fight to the death to protect their offspring and are very territorial when it comes to their nesting areas. The mated pairs co-operate in the raising of young. Once a Fell Beast has mated, any other mature Fell Beasts risk death should they encounter the pair and cannibalism of young amongst the species is not uncommon. Once the young are old enough to fly and fend for themselves they are chased away from the parents roosting site. They may stay nearby as the parents will not treat them as a serious threat until they fully mature.

Fell Beasts exude a foul stench reminiscent of rotting flesh. Those who come within 30 feet of the beast must succeed in a Stamina roll or suffer a -20% penalty to all skill rolls, including combat skills. This penalty remains for as long as they remain in the area of the beast's stench. The Stamina roll must be undertaken every time a character re-enters the area of the beast's stench.



ENTS (ONODRIM)

The Ents are the strongest and, except for the Giants, the largest of the natural races. Their limbs are extremely hard and can rend stone and steel when they are roused, which, while rare, is a sight few wish to behold. Though some of the oldest of speaking peoples, Ents were dormant until the coming of the Elves. Elves taught them to speak and inspired them to become mobile. Ents are the shepherds of the forest and usually resemble one specific variety of tree. This leads to a wide disparity of sizes and descriptions for Ents but all are humanoid in shape, albeit in a silvan kind of way. Gentle by nature, Ents are not quick thinkers and do not act rashly except when incredibly angry or under immediate threat. Ents are a dwindling race, partially because they have been reverting to their dormant tree-like form out of weariness, forgetfulness, or bitterness. Another key cause is the disappearance of the Entwives, who, over a span of many years, became sundered from their mates and have vanished from the pages of history.

By the dawn of the Fourth Age of the Sun in Middle-earth, the Ents appeared to have faded into the eves of Fangorn Forest, never to be heard of again amongst men. A rumour amongst the Wise however tells of how two young Hobbits were given an errand by Treebeard, the leader of the Ents of Fangorn Forest, to investigate the Shire on his behalf. Tales from Shire-folk in the north of the Shire spoke of strange giants that would be seen very rarely in the woods and forests of there. Treebeard believed that the Shire was a land that the Entwives would have loved, based on the descriptions of the Shire given by those Hobbits. Perhaps the Forth Age was not the end of the Ent race. Perhaps, somewhere in the north of the Shire, the Ents and the Entwives were once again reunited and the Forth Age saw the siring of a whole new generation of Entlings. None can be certain. There are many different kinds (or "races" if you prefer) of Ents. All "races" superficially look like a species of tree native to the forests in which they dwell, with each kind having slightly different sizes but all having the same abilities. There are Ents that look like Oak trees, others that look like Elm trees. There are Holly, Beech and Ash tree looking Ents and so on. Only the SIZ will vary amongst such kinds. All other attributes are identical.

#### HUORN

Those who live near the forests are often heard telling tales of the ancient power that lies within darkened woods; trees speak to one another in voices all their own and have even been seen, although admittedly on rare occasions, to move and travel of their own free will. Many of these tales are simply dismissed as ancient legends of the forest, but adventurers within Middle-earth would do well to heed the truth of these tales. These "walking trees" do indeed exist. Though each is as unique as the very trees themselves, most are said to be thick and gnarled, with long, arm-like branches, deadly, grasping, twig-like claws, and are capable of moving at great speed, especially when the need is dire. Few know the true origin of the Huorns, for these forest-dwellers are no doubt ancient. Some say they are a form of Ent, the legendary tree-shepherds, changed over time to be more like the trees of ancient forests such as Fangorn far to the east. Others claim they are trees, coming to awareness and becoming more like the Ents of the ancient legends. It is known that Huorns can speak the language of the Ents and have often worked together with the forest guardians against the rising forces of darkness. No matter their origin, the powerful Huorns spend most of their days moving little, watching as silent protectors, usually deep within the darkness of their woodland homes. However, they are fiercely protective of the ancient stands of Middle-earth and fight with unmatched speed and deadly effectiveness when called into action to defend their land and their ages-old secrets. While most are simply wild and dangerous without the guidance of the Ents, there are others still, called Black Huorns, who are rotten to the core and will harm anything that walks on two legs.

Some Huorns possess the ability to subtly make music by the movement of the breeze through their branches. This Huorn song is mystical to listen to and causes one to focus their thoughts far away, forgetting all else. The Huorn's Song induces a clouding of the victim's mind as though it were a Forgetfulness spell.

Some Huorns also possess the ability to subtly make music by the movement of the breeze through their branches. This song is sweet to listen to and causes one to forget their cares and feel a lightness of heart, but a heavy weariness that induces sleep will also accompany that feeling. The Huorn's Sleeping Song induces sleep as though it were a sleep spell of command.

Huorns have the ability to literally wrap themselves in shadows. The creature will subtly close its canopy in order to make the shadows cast by the canopy darker and more foreboding. The creature is then able to move in an imperceptible manner and thus sneak up on anyone nearby. In addition, the shadows stifle sound under the canopy, muffling and suppressing it. Any attempt at Perception based skills made under the canopy (or peering into the shadows cast by the canopy) are at a -40% disadvantage due to the thickness of these shadows.

#### SHELOB'S SPAWN

Greatest of the Spiders and last of the children of Ungoliant was Shelob the Great. A horror described as "an evil thing in spiderform" who "served none but herself, drinking the blood of Elves and Men, bloated and grown fat with endless brooding on her feasts, weaving webs of shadows; for all living things were her food, and her vomit darkness". Her offspring were mostly the Lesser and Giant Spiders. But she had more powerful offspring as well that became known by the Wise as Shelob's Spawn or Children of the Ungol (Children of the Spider). These were creatures of cruel intelligence and were spiders of greater stature and power than the Giant Spiders. Whereas the Lesser Spiders were bestial in nature and driven by instinct, and the Giant Spiders were petty and prideful, intelligent but thinking of none but their bloated bellies, the Spawn of Shelob were cruel abominations that plagued the Free Peoples, hating all and being filled with an unquenchable hunger.

Seldom did these creatures live amongst their lesser kin, preferring instead to live within mountain crags and caverns, venturing forth to terrorise and prey on the isolated settlements of the Free Peoples. Gifted with their mothers capacity to exude a darkness around them, seldom were they ever seen. Almost always they lived alone, for their malice would drive them to hate all things, viewing them as none but food. Rarely, however, one would take up residence within a nest of its lesser kin and become a queen of that colony. Attended to by her Great Spider sisters and waited upon by Lesser Spiders, she would be fed the choicest of foods, whether that be Elves, Men, Orcs or Lesser Spiders. There the queen would grow fat and lay her own broods of her lesser kind who would hatch to serve her. Such colonies were fell places indeed, for the queen Spider would exude forth darkness and terror and her cruel will and malice would be exerted over the land where she made her abode.

Like their mother, the Spawn of Shelob were equipped with a sting than lay hidden below their spinneret in the creatures abdomen. Whether by bite or by sting, these creatures could render their prey to a state of paralysis, and then feast upon their juices until they sucked them dry. Cruel twisted barbs often extended from their bodies and they would grow to around 20 feet in size, sometimes more. Many of the males would often be drawn back to Cirith Ungol, the place of their hatching, to mate with Shelob before she devoured them. Shelob's daughters were more fortunate, for when they hatched, if they escaped being eaten by their mother or their siblings, they could escape into the Mountains of Shadow and hatch their own broods to feast upon. Few of Shelob's Spawn travelled beyond the Mountains of Shadow, for they both hated and feared the light of the sun, moon and stars. Light is painful to them, as it is painful also to their mother, and they will shun it at all costs.

Deep shadow surrounds the Spawn of Shelob like a cloak of darkness. All non magical light within 30 feet of it is extinguished or dimmed, and anyone caught within this darkness is treated as being within semi-darkness, with all their Combat skills becoming Difficult.

The sight of Shelob's Spawn is frightening, to say the least. When a Shelob's Spawn is encountered within 50', the characters must roll a FER-CR.

A Shelob's Spawn will inject its poison if its bite attack pierces armour. The poison's POT is equal to the Shelob's Spawn CON. A target injected with the poison must make a resistance roll matching their CON against the poisons POT on the Resistance Table. If they succeed, they are not paralysed but will receive 1D6 damage to their current CON (this will heal at the rate of 1 current CON point per day). If they fail the resistance roll they will be affected by paralysis over the next minute (5 combat rounds). Paralysis is temporary lasting a total of Turns equal to the Shelob's Spawn's CON, the character can still breathe. A Healing spell or potion, or any form of poison mitigation spell or potion will prevent this temporary paralysis or bring someone with paralysis back to normal health immediately. A critical success in first aid will also prevent paralysis or bring the paralysed person back to normal health over the next Turn (25 combat rounds, or 5 minutes).

Shelob's Spawn both hate and fear the light, whether that be the light of the sun, moon or stars, for it is painful to them. As such they will avoid all natural light and seek shelter in darkness. Firelight, such as in a campfire or torches, will not be painful to the creature but it will none the less be weary of all who carry such light. It will only attack if it feels it can strike swiftly and quickly subdue its victim. Magical light will also give the creature pause, but will not stop if from attacking if it feels it can succeed in its endeavours.

In combat a Shelob's Spawn can stand on its four front legs and use the back two pairs to pull out and hurl a swath of webbing at their prey. The webbing has a range in yards equal to the spiders STR. The effects of the webbing are the same as for the Spiders Webs Power, detailed below. Webbing covers an area equal to half the body length of the spider in diameter.

Webs: All Spiders utilise their webs to immobilise and store prey, seal off passages or to create roopy bridges upon which they can climb and ascend. Spiders actually spin several different types of silk when it comes to the filaments that make up their webs. They produce a sticky, adhesive silk with which to capture prey and also a non sticky silk on the underside. This is why Spiders are not captured within their own webs as only they can tell what edges of the silk are sticky and which are not. This distinction means little to their prey however when they become entangled within a Spiders web, it's all sticky to them. A Shelob's Spawn's web has a STR equal to the Spiders size, with additional layers of web being cumulative, adding to the total webs STR. An ensnared or ensnared victim cannot do anything else but attempt to break free. In order to break free of the sticky web, a character must match their STR verses the webs STR on the Resistance Table. If successful, the character breaks free, if not they remain ensnared and may attempt to break free next combat round. If using the optional Hit Locations rule, GameMasters may roll to see what parts of the victim's body becomes ensnared. If the victim's arms are free, they may be permitted to attack and parry normally, but cannot move or close for an attack, nor can they Dodge. But the victim must also succeed in a DEX CR each combat round or become more ensnared in the web, possibly loosing the use of their arms due to being entangled. If characters encounter a web but are not ensnared, and they wish to cut their way through the web. The webs armour will be the same as the webs STR. If damage is done to the web, then the character becomes ensnared in the web, the webs STR will be reduced by the amount of damage it has taken.

Weakness of the Eyes: The weakest part of a Spiders carapace is its eye sockets, all eight of them. If the Spider is struck in its eyes (a roll of 20 on a D20 if the optional Hit Locations rule is being used) with a normal attack success, the damage received by the

Spider would be the same as though it was hit on a Special success. There is no additional advantage however if the actual attack was a Special or Critical success that hit this area.



UNICORNS

The fabled Unicorn is said to be pure white in color, with eyes of icy blue, the head of a horse with a long spiral horn in the middle of its forehead, a long and shaggy mane, the body of a powerful horse, the whiskers of a goat, the hind legs of an antelope, the cloven hooves of a deer, and the tail of a horse or lion.

Some "experts" mistakenly portray Unicorns as timid beasts. Unicorns do shun contact with humans, except those of pure heart, and for good reason; they are ruthlessly hunted for their horns and the other "treasures" found in their bodies. Powdered Unicorn horn, for example, is worth up to ten times its weight in gold. An entire alicorn (unicorn horn) is almost priceless. It takes little imagination to understand that this sort of thing has many unicorns harboring considerable ill-will toward humanity, and there should be little wonder that they avoid people. These untamable creatures are charged with great elemental power and, far from timid, they can be utterly ferocious when defending themselves or their territory. Unicorns were created to guard the way to the Realm of Faerie, and they fight with fearsome weapons, great skill, and implacable fury.

Incredibly agile, they also dodge blows with breath-taking ease for so large an animal.

Only the foolish regard unicorns as "mere" beasts, for they possess great intelligence and uncanny knowledge. They plan their revenge against those who pursue them and almost invariably make their move when it is most to their advantage. Their skill at woodcraft is the finest. So light-footed are they that an expert tracker can find no sign of their passing. They move in ghost-like silence and cannot be detected by the keenest ear. Unicorns know every part of their woodland territory, and they will use every bit of cover, every shortcut, and every obstacle and stretch of dangerous ground to put their foes at a disadvantage. Even Antelope are hard pressed to match the speed and graceful leaps of the unicorn. They use their great speed to double back to trail their hunters, and then the hunters become the prey!

Usually unicorns have an advantage (as can be readily deduced from their high MOV ratings), almost always getting in the first strike in any combat. When charging, whether from ambush or face to face, they use their iron-hard horns like Chivalric lances and with such exquisite finesse that they can simultaneously Dodge under the point of a Knight's spear and drive home their own weapons with an accuracy that few humans can match. In close combat unicorns stab and parry with their horns as if they were wielding swords! The larger unicorns also bite "like lions," although their teeth do less damage; however, they use those bites, not so much to injure, but to catch hold of riders and drag them from the saddle, tossing them to the ground! Foes on foot clearly have far less of a chance of surviving a unicorn's fury than does a mounted enemy, for the unicorn will smash them flat with a body blow. Then, like the best of warhorses, they use their hooves to kick and trample their enemies.

Do not be fooled by tales about how a unicorn can be trapped by having an innocent virgin lure him to her and hold his head captive in her lap. Unicorns can sense hunters lying in ambush nearby (they sense evil) and will not approach under such circumstances; and if the maid-en does lure him, he is not in any way enthralled by the maiden and can leave anytime hunters do appear, should they have hidden themselves at a distance to "avoid" being sensed by the unicorn. Nor can unicorns be caught in traps, which they can readily detect unless cunningly camouflaged by the most skilled outdoors men.

The hardest beast to trick is a unicorn!

Being enchanted creatures, unicorns know the Shining Paths and may enter them virtually at will. There are rare occasions when a unicorn will consent to be a temporary steed or a guide for dimensional journeys into the Faerie Realms; provided, that is, one is of good heart and noble in purpose, for they shun all evil.

It might be observed that unicorns do have occasional contact with the goodly elves, Faeries, and woodland spirits such as dryads, all of whom treat unicorns with the respect and good will they deserve. Nevertheless, they are the mortal enemies of the Unseelie Court and will stalk and attack any members of the Slaugh who dare intrude on their territories.

Unicorns are shy and elusive beasts who avoid all human contact unless it is avoidable. They cannot be controlled by any means,

magical or otherwise, except by the mysterious spell which may be cast over them by a virginal maid pure in heart and thought. For only a maiden in the fullest sense of the word can approach a Unicorn and charm him. A Unicorn will obey a warrior maid and allow himself to be ridden by her so long as she remains pure. In battle, the usually shy Unicorn fights with ferocity and skill. In his initial charge, he strikes with his long horn as if armed with a Knightly lance, and his aim is that of a superior Knight. Thereafter, his horn is like a heavy thrusting spear, while his hooves are employed like those of a Heavy warhorse. Unicorns are also very magical. They sense the approach of enemies a full mile away, no matter what form of stealth or magick is being used to disguise or mask them. As noted, all spells of influence and command have no effect whatsoever, unless cast by a virgin maid who is pure and innocent in every way. All other forms of spells are resisted at the best possible advantage to the Unicorn. When mounted upon his back, a maiden is protected by the Unicorn's full magical resistance. Carrying capacity: 400 Dragons.

Body Wt.	Move	armor	%Hit	%Dodge	%Parry	Attack Mode	Bonus Exp.	
60	1400dr	60/300	3	+40%	-50%	-40%	3x WDF LH Spear (Chivalric)	5000
				+25%		3x WDF MKL 8 hooves		

WYVERNS

The Wyvern is a relative of the Dragons, but they are much smaller. Wyverns have the serpentine body and leathery wings of a dragon, with a barbed tail, but the legs are like those of a huge eagle. Wryvern's are capable of flight, but are not good flyers, preferring instead to glide. They are very aggressive creatures but are known to heard together in large family groups of no more than a dozen individuals. Unlike dragons, Wryvern's do not nest in caves but make nests on the ground from branches and shrubs. Trinkets and items that drop from the meal of the Wryvern can be found in and around their nests. Wyverns have either a fiery breath weapon with limited range or else a poison sting in the barbed tail (P/7, with CR-4 to save from the effects). In either case, this is their chief defense and they will use it 60% of the time. Otherwise, they will bite or claw with their front talons. The Wyverns possessing a stinger have tails that are capable of being brought over the back to reach an enemy standing before them. They are not as intelligent as Dragons by a long way. Wyverns fly at 300 feet/turn.

The beasts are rated at WIS/08 and INT/05 when faced with spells of Illusion and Command. Their constitutions are equal to CON/20, and their ferocity is at FER/17.

Type	Body Wt.	Move	armor	%Hit	%Dodge	Attack Mode	Bonus Exp.	
All	75	1000	60/120	6	+35%	-20%	3x WDF M/C6 claws	2000
Stinger					+25%	MLS 6 large tail stinger* (+2 Blows)		
Fire (See Dragons)					+50%	Fiery Breath: 2 blasts/turn**		

\* Stinger has 30% of inflicting death as well as 1d10 damage.

\*\* Fire has 20' range doing 1d20 damage in a cone of 20'x5'.

Beastmen

Beastmen are humanoid creatures with a variety of animal features, usually including cloven feet, horns, excessive body hair, and bestial faces. They are mutants formed from humans by the corrupting influences of Chaos. Beastmen are found throughout the Old World in their own communities hidden in the forests and mountains. Due to the taint of Chaos they are both feared and hunted by humans and the other races.

Many creatures of chaos lack the usual consistency within a species. Chaotic creatures should therefore receive one special roll from the following table whenever they are encountered.

D100	chaotic feature
01-03	Ferocity +1D6
04-05	Ferocity +2D6
06	Ferocity +3D6
07-09	Dexterity +1D6
10-11	Dexterity +2D6
12	Constitution +1D6
13-14	Constitution +2D6
15	Strength +1D6
16-17	Strength +2D6
18	Immune to magick fire
19-20	never surprised
21-22	Immune to spells of Illusion
23-24	spits acid of 2D10 potency 1D6 times per day with 20 ft. range
25-26	breathes fire 2D10 damage points 1D6 times per day: single target, 10 ft. range
27-28	Immune to spells of Command
29-30	highly flammable: if ignited, burns all within 10 ft. radius for 2d10 damage points
31-32	hypnotic skin like 6th circle command spell Mesmerism cast at MKL/10
33-35	appearance confusing like 6th circle command spell Confusion cast at MKL/10
36-37	petrification occurs when touched on the bare flesh and victim fails a CON CR-5
38-40	regenerates 1 hit point per round in location of choice until dead
41-12	befuddles one opponent (-10% attack and parry probabilities) per turn in addition to other attacks
43-45	apparently invincible; no visible damage till it falls over dead

- 46 invisible till it attacks
- 47-48 appearance very confusing (treat as 30% defense)
- 49-50 poison touch, 1D10 potency-must get through armor to work
- 51-52 Constitution minus 2D6 but regenerates 3 points per melee round in location of choice until dead
- 53-54 scale skin (treat as armor class 7)
- 55-56 Can only be harmed with magical weapons
- 57-58 Carry a disease on itself
- 59-60 continuous emanation of Fear surrounds for 30 feet, check morale with a FER CR-2 each turn.
- 61-62 explodes when it dies, doing 3D6 damage to all within 10 ft.
- 63-65 appears extremely dangerous (FER CR-2)
- 66-67 can go invisible at will
- 68-70 continuous emanation of Panic surrounds for 20 feet, check morale with a FER CR-5 each turn.
- 71-72 scale skin (treat as armor class 8)
- 73-74 scale skin (treat as armor class 9)
- 75-76 scale skin (treat as armor class 10)
- 77 appears to be a harmless creature until engage in melee
- 78-80 regenerates 1D6 hit points per melee round until dead
- 81-82 capable of leaping up to 30 ft.
- 83-84 undetectable by use of magick
- 85 appearance extremely confusing (treat as 40% defense)
- 86-87 Immune to poison
- 88-90 agonizing screams when moving (-10% to fighting abilities)
- 91-92 stench overpowering: make CON CR-6 or lose consciousness
- 93-94 Immune to fire
- 95-96 this hideous beast demoralizes all who gaze upon it like 6th circle command spell Demoralization cast at MKL/10 size +1d3 ft.
- 99 Touch drain 1000-20000 experience points
- 00 Roll twice



**BROOS**

The Broos are human-bodied with the head of deer, antelope or a goat. They rub dung in their hair, worship spirits of disease, and engage in other repulsive practices.

At least 90% of all Broos are male. They can hybridize with almost any other creature, so there is no standard Broo shape - all are mongrels. Broo have the ability to mate with any other species, with the child eating its way out of the host at full gestation. The newborn would distribute traits of parent and host.

Broos roam wastes, deserts, swamps and mountains on small gangs. They are no builders, thought they may inhabit ruined buildings or caverns. They use other beings as targets for their frequent raids and carry away victims to be used as object of sadistic pleasure. A common Broo trick is to infect money or jewel with disease, then leave the stash where humans can find it. Broos are immune to disease or poison. There is 50% chance a random Broo carries disease on its person or weapon.

BROOS*	Exp.	Body	Fat.	Size	Wt.	%Hit	%P&D	Blows	WDF	armor	No/100	Bonus Exp.
Young 1	0	19	14	6'	200	-	-	-	3x	3	40	110
Young 2	2000	20	15	6'1"	220+5%	-	-	-	3x	3	10	175
Young 3	4000	21	17	6'2"	240+7%	-	+1	-	3x	3	10	280
Young 4	8000	22	18	6'3"	260+10%-5%	+1	-	-	3x	4	10	450
Young 5	15000	23	20	6'4"	280+12%-7%	+1	-	-	3x	4	10	600
Adult 6	25000	25	22	6'5"	310+15%-10%+2	-	-	-	3x	4	5	750
Adult 7	40000	27	22	6'6"	330+17%-12%+2	-	-	-	3x	5	5	950
Adult 8	75000	29	25	6'7"	350+20%-15%+3	-	-	-	3x	5	5	1400
Adult 9	125000	29	25	6'8"	380+25%-17%+3	-	-	-	4x	6	2	1800
Adult 10	250000	31	27	6'9"	410+27%-20%+4	-	-	-	4x	6	1	2500
Old	11400000	31	27	6'10"	430+30%-22%+4	-	-	-	4x	7	1	3800
Old	12600000	33	29	6'11"	450+45%-25%+5	-	-	-	4x	7	1	7000
Old	13800000	33	30	7'	480+40%-30%+5	-	-	-	5x	8	1/Tribe	9500

\*Broos possess 1-3 chaotic features (see above table).

**SCORPION MEN**

Scorpion Men are hybrid creatures, and resemble nothing so much as a man-scorpion version of the centaur; they have the upper body, head, and arms of a man, and the lower body, six legs, and great, stinging tail of a of a giant scorpion. Scorpion Men inhabit hot, desert lands and, occasionally, small mountain villages; they are nocturnal, and during the day they conceal themselves in caves or underground passages, or in chambers of ancient ruins. Their rigid society is based on servitude to gigantic Queen, who do the majority of breeding of the race.

Scorpion men use weapons (usually spears, swords, and shields) to good effect. They are highly aggressive, well armored, and have deadly venoms which they can inject with their stingers. A single sting from a Scorpion Man kills most mammals, birds, reptiles, etc. Scorpion Men are not immune in the least from their own poison, which makes fights for position or mates very dangerous things.

Note that the females, who often are quite attractive from the waist up, have very deadly poison.

A Scorpion Man can lose one of his legs with no loss to mobility. If he loses two legs on the same side, his movement is reduced to half. A Scorpion Man must lose all his legs on one side of his body to become immobilized.

Body	Fat.	Wt.	Move	armor	%Hit	%Dodge	%Parry	Attack Mode	Bonus Exp.
60	45	1900	40/200	5	+20%	+25%	-15%	Weapons: 4x WDF 1800 MLS 6 large tail stinger* (+2 Blows)	

\* Stinger is rated P/1-6.

**SKAVEN**

A Skaven is a crossbreed of a rat and a man. They have the appearance of large bipedal rats with sufficient intelligence to make tools, converse in a developed language and develop and use advanced weaponry. An average Skaven is said to have a lifespan of around 20 years, but powerful members of the Skaven society can live much longer, even hundreds of years (due to use of drugs and magick). With an abundant food source and little predation the average Skaven can live well past 50. However the chances of this occurring are extremely slim, as Skaven are prone to in-fighting due to self-destructive natures.

Skaven are a bit shorter than men, between four and five feet tall on average. Most have brown fur, although this can vary. White and grey-furred ratlings are prized among Skaven litters, as they often become Grey Seers (the Skaven equivalent of priests and wizards). Black fur is looked upon as the sign of a true killer, so the elite Stormvermin corps draw their members from back furred ratlings (it is also common for lighter colored Skaven to dye their fur, especially if they happen to be a member of the Stormvermin). Albino Skaven are rare but not unheard of. The Stormvermin in charge of protecting the Council of Thirteen (the Skaven ruling body) are all albino.

Male Skaven are workers and warriors. Females are called breeders and are docile, barely intelligent creatures who spend much of their lives hidden away in the nest to breed. Though they are far larger than the average Skaven (about 10 feet tall), female Skaven can't take care of themselves and rely on eunuchs to feed and protect them. Female Skaven typically produce three to five litters a year, each containing about 20 young called ratlings.

The Council of Thirteen is the ruling body of the Skaven race. They sit at a long table with the seats at top and bottom empty. The top seat is the symbolic seat of the Horned Rat. Therefore, the most powerful members sit to the left and right of the Horned Rat and share equal power. Each member is the equal of whomever sits opposite him. The council are constantly shifting allegiances, backstabbing, cheating, lying, and hiring assassins to kill each other - much to the amusement of their malevolent god. This backstory helps justify why a rapidly-reproducing, disease-resistant race does not rule more of the world; they are too busy fighting each other. Each member of the council is open to replacement at any time. The applicant must simply challenge his rival to a fight to the death; if he wins, he takes the place of the loser on the council.

Council members mentioned in the backgrounds include:

1. Lord Kritislik (Seerlord)
2. Lord Morskittar (Lord-Warlock of Clan Skryre)
3. Nurglitch VII (Arch-Plaguelord of Clan Pestilens)
4. Kratch Doomclaw (Clan Rictus)
5. Warlord Gnawdwell (Clan Mors)
6. Lord Sneek (Nightlord of Clan Eshin)
7. Lord Verminkin (Packlord of Clan Moulder)
8. Lord Paskrit ("Warlord-General of all Skavendom")

Kritislik occupies seat number 1 on the Council, Morskittar seat 12 - hence these two are the most powerful of the Lords of Decay. Verminkin occupies seat 9 and Paskrit seat 4. Nurglitch I brought Clan Pestilens to prominence by defeating Lord Vask for a place on the Council of Thirteen.

Below the council in the fictional hierarchy of the race are the Grey Seers, prophets of the Horned Rat himself, and powerful sorcerers. Grey Seers have prophetic powers and are usually grey-furred; hence the name. While the Grey Seers are often physically weak, they make up for this in cunning, guile, and the use of magick. Most other skaven fear and hate grey seers in equal measure. The most feared symbol of the Seers is the "Screaming Bell," a massive, horned bell mounted on a carriage and pushed into battle, the daemonic chimes enthusing the skaven hordes. This holds a fairly unique place in the game as it is based like a monstrous creature, but fielded within a unit of skaven troops, granting bonuses to both the unit, and the larger army with its effects.

The rest of skaven society is organised into innumerable clans. Four clans are traditionally more powerful than the rest: Clan Pestilens, Clan Moulder, Clan Eshin, and Clan Skryre. These four are collectively known as the Great Clans, and dominate the back-story of the race and most army units.

SKAVEN	Exp.	Body	Fat.	Size	Wt.	%Hit	%P&D	Blows	WDF	armor	No/100	Bonus Exp.
Warrior 1	0	14	15	4'7"	110	-	-	-	3x	3	50	80
Warrior 2	2000	15	20	4'8"	115+5%	-	-	-	3x	3	10	100
Warrior 3	4000	16	10	4'9"	120+7%	-5%	+1	-	3x	3	10	200
Warrior 4	8000	17	11	4'9"	120+10%-7%	+1	-	-	3x	4	10	300



Warrior 5	15000	18	12	4'10"	125+12%-10%+1	3x	4	10	500	
Officer 6	25000	19	13	4'10"	125+15%-12%+2	3x	5	5	600	
Officer 7	40000	19	14	4'11"	130+17%-15%+2	3x	5	2	800	
Officer 8	60000	20	18	4'11"	130+20%-17%+3	3x	7	1	1200	
Officer 9	100000	20	20	5'	140+25%-20%+3	4x	7	1	1500	
Chief	10	150000	21	22	5'	150+27%-25%+4	4x	8	1	2000
Lord	11	225000	21	24	5'1"	160+30%-27%+4	4x	8	1/Regt	3500
General	12	400000	22	26	5'1"	170+35%-30%+5	4x	9	2/Clan	6000
Warlord	13	700000	23	28	5'2"	180+40%-35%+6	5x	9	1/Clan	8500

humans - particularly pretty maidens - into their woodland revels, rather than chase them down like satyrs. There are a few very powerful fauns equivalent to satyrs (the Horned Ones), who guard the forest animals. Horned Ones appear as huge, dark fauns armed with great clubs. These powerful beings are both intelligent and wise, and will instruct those they favor (usually Druids).

**WOLFEN**

The Wolfen are a crossbreed of a man and a wolf.

These are the twelve original tribes of Wolfen who created the Constitution upon which the Wolfen state is based. Bitter enemies since the beginning of Wolfen history, there were traditionally thirteen tribes. However, the constant warfare and shifting alliances, always grim and bloody, eventually lead to an atrocity so great that even the most barbarous Wolfen were shocked.

**SATYRS**

Satyrs are supernatural, horned spirits of nature and the wilds. They have the torsos of very hairy men, but with slanted eyes, flat noses, pointed ears, and goat horns on their foreheads; their lower bodies are entirely goatlike, complete with cloven hooves and goatish tails.

Addicted to venal pleasures, satyrs are a wild lot, given to playing the sirinx (pan-pipes), dancing, drinking, and womanizing; they revel in drunken vandalism, and love to frighten travelers in wild places. Beautiful women of any humanoid race are especially prone to attract the attention of these over-sexed pranksters, who will ardently pursue any pretty female who catches their eye, with or without the encouragement of the lady in question. Satyrs can be very malevolent, and many are quite skilled with hunting weapons such as the javelin and the bow.

Fauns are a milder form of the satyr. Fauns closely resemble satyrs, but have rams' horns, and a goat's beard and tail. Type II fauns have the legs, tail, and ears of a deer, but the body and face of a handsome young man; they are smooth-skinned, and less hairy than Type I fauns. Fauns are gentle creatures who entice

WOLFEN	Exp.	Body	Fat.	Size	Wt.	%Hit	%P&D	Blows	WDF	Armor	No/100	Bonus Exp.	
Warrior 1	0	30	25	6'5"	400+5%	-	+1	4x	4	4	40	150	
Warrior 2	2000	31	26	6'5"	400+7%	-	+1	4x	4	10	225		
Warrior 3	4000	32	27	6'5"	400+10%	-	+1	4x	5	10	350		
Warrior 4	8000	33	28	6'6"	425+12%-5%	+2	4x	5	10	500			
Warrior 5	15000	34	29	6'6"	425+15%-7%	+2	4x	5	10	650			
Warrior 6	25000	35	30	6'6"	425+18%-10%	+2	4x	5	5	900			
Officer 7	40000	37	32	6'6"	425+20%-12%	+2	5x	7	5	1200			
Officer 8	75000	39	33	6'8"	450+25%-15%	+3	5x	7	5	1800			
Officer 9	125000	41	35	6'8"	450+27%-18%	+3	5x	7	2	2500			
Officer 10	250000	41	37	6'8"	450+30%-20%	+4	5x	7	1	3200			
Officer 11	400000	41	37	6'10"	475+35%-25%	+4	5x	8	1	4400			
Captain	12	600000	43	39	6'10"	475+40%-30%	+5	6x	8	1	6050		
General	13	800000	43	41	7'	500+40%-35%	+6	6x	8	1/Tribe	7000		

**Animals**



The list below has the typical sort of animals which will be met in encounters. In comparing animal movement with humans bear in mind that the normal human move in a 2.5 minute turn is 60' with a charge bonus of 40' and a maximum of 120' with strain and fatigue loss. Animals will have walk and rush as their two movement modes.

Creature Type	Body	Wt.	Move	Armor	Attack Mode & Special Characteristics	%Hit	%Dodge	Bonus Exp.
Ant	Giant	25	200dr	60/120	8 2xWDF MGB 10 mandibles Giant ants will not release prey once bitten and do 2d6 damage per melee round once a grip with their mandibles is obtained. No morale check.	+10%	-	175
Apes		35	400dr	60/150	1 4xWDF MCC 3 claws + 2xWDF MMB 2 fangs Apes will also hug their opponents doing 2d6 damage per turn of hug.	+10%	-25%	100
Bears	Brown	50	450dr	60/180	3 2xWDF MLC 6 claws + 2xWDF MLB 3 fangs Hug: 3d6 damage per Turn	+15%	-15%	300
	Grizzly	60	800dr	60/180	3 3xWDF MLC 6 claws + 2xWDF MLB 3 fangs Hug: 3+3d6 damage per Turn	+15%	-15%	500
	Polar	60	900dr	60/180	3 4xWDF MLC 6 claws + 2xWDF MLB 3 fangs Hug: 6+3d6 damage per Turn	+25%	-25%	700
	Lycanthrope	75	900dr	60/180	5 4xWDF MLC 6 claws + 2xWDF MLB 3 fangs +35% Hug: 10+3d6 damage per Turn Bears are ferocious in a fight (+2 blows) and check morale at 75% when 1/2 body damaged has been sustained. Bears are immune to "hug" damage.	+35%	-25%	5000
Boars	European	35	125dr	60/180	3 4xWDF MMB 2 tusks + 2xWDF MSK 3 hooves	+10%	-25%	150
	Lycanthrope	55	250dr	60/180	4 5xWDF MMB 2 tusks + 3xWDF MSK 3 hooves Boars invariably score leg hits, so make an automatic check on Critical Hits #15 -20 by rolling a 1d6 for hit on erect target. When victim is small or is downed, use full Critical Hit range. Boars gore and trample downed victims (but do not kick). Bash is equal to H weapon at +10% vs all targets.	+30%	-25%	1250
Bulls		60	1500dr	60/200	3 3xWDF MLH 7 horns + 3xWDF MLK 8 hooves Bulls automatically "bash" victims when they charge and hit. They trample downed opponents but do not kick.	+15%	-	200
Cats	Domestic	4	10dr	60/180	0 4xWDF MSC 1 claws + 3xWDF MSB 0 fangs +25% (+1 Blow)	+25%	-50%	0
	Familiar	15	10dr	60/240	3 8xWDF MSC 1 claws + 6xWDF MSB 0 fangs +40% (+2 Blow) Cats can see in the dark, and they see and hear 80% of the time. Familiars know all Detect spells and can become invisible. Cats are silent and may hide successfully 85% of the time.	+40%	-60%	750
Centipedes	Normal	2	-	10/20	0 1xWDF MSB 0 mandibles Poison: 35% chance of death	+10%	-	0
	Giant	10	50dr	80/160	2 1xWDF MLB 10 mandibles Poison: 45% chance of death	+15%	-	50
Crabs	Normal	2	1-2dr	10/20	4 3xWDF MSB 0 pincers	+5%	-	0
	Giant	10	10dr	60/120	6 2xWDF MGB 10 pincers	+10%	-	225
Dogs	Large	12	75dr	60/240	1 3xWDF MMB 2 fangs	+10%	-25%	25
	War Dog	6	125dr	60/240	1 4xWDF MMB 2 fangs	+15%	-25%	50
	Armored	20	175dr	60/200	5 4xWDF MMB 2 fangs Dogs can smell the presence of beings up to 300 feet (unless upwind) 80% of the time and track successfully 75% of the time. The War Dog is trained to go for the throat or weapon arm of an enemy, so treat critical hits as being on these 75% of the time.	+15%	-25%	125

<u>Creature Type</u>	<u>Body</u>	<u>Wt.</u>	<u>Move</u>	<u>Armor</u>	<u>Attack Mode &amp; Special Characteristics</u>	<u>%Hit</u>	<u>%Dodge</u>	<u>Bonus Exp</u>	
Eagles	Normal	10	20dr	20/500	1	2xWDF MMC 3 talons + 2xWDF MMB 2 beak	+15%	-35%	25
	Great	70	200dr	40/650	3	3WDF MGC 10 talons + 2xWDF MGB 8 beak	+15%	-25%	100
	Lord	125	400dr	50/700	3	3WDF MGC 10 talons + 2xWDF MGB 8 beak Eagles do not dodge on land. When diving on prey, they automatically knock down beings up to 5 times their body weight and have a LH bash on beings up to 7 times their body weight. (Increase WDF of normal eagles by 1d6 and of Great Eagles by 3d6). Great Eagles are highly intelligent and may bear their own weight in passengers. All eagles are utterly lawful.	+25%	-25%	250
Falcons & Hawks		2-4	1-5dr	20/650	1	6xWDF MSC 1 talons + 6xWDF MSB 1 beak +10% Falcons and Hawks score an extra 1d6 of damage when diving on prey. They can knock down all small animals or birds. They cannot dodge on land.	+10%	-35%	0
Frogs	Giant Killer	30	300dr	60/180	1	3xWDF MMB 2 bite + Tongue Killer Frogs may project their tongues up to 20 feet, catch victims and reel them in to be bitten. A kick (as MLK 8 hooves) delivers a bash 50% of the time to opponents up to 1000dr in weight.	+15%	-15%	250
Leopards	Spotted	30	100dr	60/240	2	3xWDF MMC 3 claws (+1 Blow) + 3xWDF MMB 2 bite	+20%	-35%	350
	Black	35	150dr	60/240	2	4xWDF MMC 3 claws (+1 Blow) + 3xWDF MMB 2 bite	+20%	-35%	425
	Cheetah	30	90dr	60/380	2	3xWDF MMC 3 claws (+1 Blow) + 3xWDF MMB 2 bite Black and Spotted Leopards have Cat characteristics and often lurk in trees. Cheetahs have exceptional eyesight and spot enemies or prey 100% of the time up to 3 miles. Increase bash probabilities by +10% when "springing".	+20%	-35%	350
Lions	African	50	600dr	60/240	2	3xWDF MLC 6 claws (+1 Blow) + 3xWDF MLB 3 bite	+25%	-20%	500
	Lycanthrope	65	700dr	60/240	2	4xWDF MLC 6 claws (+1 Blow) + 3xWDF MLB 3 bite Lions have Cat characteristics. When springing, 50% chance of bash vs victims up to 2000dr, and a 25% chance up to 4000dr	+35%	-25%	5000
Mosquitoes	Giant	10	50dr	20/300	0	3xWDF Sword 5 L Giant Mosquitoes will "fence" with an armed opponent, and if a hit is scored, fasten on to the victim to drain their blood. Roll 2d6 for damage per melee round that blood drain occurs.	+25%	-20%	100
Mules	Normal	50	1000dr	60/240	3	3xWDF MLK 8 hooves + 2xWDF MMB 3 teeth Mules will kick and bite enemies, and also tend to trample fallen victims. They are very thick skinned and notoriously bad tempered and stubborn.	+10%	-10%	200
Porcupines	Giant	25	200dr	40/100	5	Quills as missiles Giant porcupine "throw" their quills with their tails. From 1d6 quills will be thrown up to 50' twice per melee round. Treat as Light Crossbow, with 5+1d6 damage per quill. Anyone not in Class 9 or 10 armor who falls on a porcupine will suffer 3d6 damage each melee round they remain there. Porcupines are timid but defend themselves tenaciously. They have poor eyesight but good hearing.	+10%	-	200
Ram	Normal	10	100dr	60/180	2	2xWDF MLH 7 horns	+10%	-15%	50
	Giant	40	1000dr	60/240	3	3xWDF MLH 7 horns Increase Bash probability by +10% when rams charge their target. Giant Rams have Bash like a Bear Hug.	+15%	-10%	350
Rats	Gutter	3	4dr	50/120	0	3xWDF MSB 0 fangs	+10%	-20%	0
	Giant	20	100dr	60/180	0	3xWDF MMB 2 fangs	+10%	-20%	50
	Lycanthrope	25	150dr	60/180	0	3xWDF MMB 2 fangs (+2 Blows)	+10%	-25%	700
Rhinoceros		125	8000dr	60/160	6	4xWDF MLH 7 horn + 3xWDF MLK 8 hooves Rhinos will trample fallen victims but not kick.	+15%	-	1500
Scorpion	Small	1/2	-	10/20	0	1xWDF MSS 0 stinger Poison: 10% death + 1d6 damage	-	-	0
	Giant	35	300dr	60/150	6	1xWDF MLS 6 stinger + 2xWDF MGB 10 pincers Poison: 35% death + 3d6 damage	-	-	200
Skunks	Stripped	5	15dr	60/120	0	Spray	-	-	0
	Giant	20	75dr	60/160	0	Spray Skunks fight using a spray cone 20'x10'. Treat as poison which incapacitates 25% of the time and routs target 26-75 % of the time. Giant skunks have a range of 60'x25'. Incapacity lasts 1d10 melee turns. Once they spray skunks will move along to get out of the way of what ever scared them.	-	-	50
Snakes	Constrictor	10	150dr	30/90	0	MGS 9 Strike 15% Bash + constrict (x2 dice)	-	-	25
	L. Constrictor	20	350dr	50/120	0	MGS 9 Strike 25% Bash + constrict (x3 dice)	-	-	50
	S. Viper	3	3-9dr	30/90	0	MSS 1 strike + Poison	-	-	25
	L. Viper	6	15dr	30/120	0	MSS 5 strike + Poison	-	-	25
	Giant	50	1000dr	60/160	3	MGS 9 strike MLS 6 strike + Poison (40% chance +1d20 damage) Giant serpents constrict with a 35% bash and do 4d damage per melee round. In general constriction for all constrictors causes the number of dice indicated in damage per melee round.	+15%	-10%	700
Spiders	Giant	20	200dr	60/180	0	1xWDF MGB 10 mandible Poison: Paralysis Type Webs: A Giant spider may throw a sticky line of silk up	+5%	-10%	400

Creature Type	Body	Wt.	Move	Armor	Attack Mode & Special Characteristics	%Hit	%Dodge	Bonus Exp
					to 60' with 25% accuracy. Victims who are caught will be reeled in. Webs are strong enough to hold even trolls and giants for 1d6 turns (melee turns or game turns depending on the mode of action) Ordinary characters are caught until they are released or cut their way out. Time is 1d6 turns to cut, unless using a Flaming Sword which is instantaneous)			
Stags	Normal	25	300dr	60/240 1	2xWDF MLH 7 horns + 4xWDF MSK 3 hooves	+5%	-15%	50
	Great	40	450dr	60/300 2	3xWDF MLH 7 horns + 6xWDF MSK 3 hooves	+20%	-25%	200
	Female	15	150dr	60/240 1	4xWDF MSK 3 hooves	+5%	-15%	20
Tigers	Indian	55	700dr	60/240 2	3xWDF MLC 6 claws (+1 Blow) + 2xWDF MLS 3 fangs	+25%	-25%	550
	Siberian	60	800dr	60/240 2	4xWDF MLC 6 claws (+1 Blow) + 2xWDF MLS 3 fangs	+30%	-25%	600
	Lycanthrope	75	900dr	60/240 4	4xWDF MLC 6 claws (+1 Blow) + 3xWDF MLS 3 fangs	+35%	-25%	5000
Vampire Bats	5	1-3dr	5/240 0	3xWDF MSB 0 fangs Blood Drain: 1d6 (See Mosquitoes) Vampire bats associate with vampires	+30%	-35%	0	
War Elephant	150	10000dr	60/150 3-5	4xWDF MLH 7 tusks Trample: 4d6 damage Trunk: 25% chance of grappling victim and toss 15'-40'	+15%	-	1500	
Wasp	Giant	12	50dr	20/300 0	3xWDF Sword 5 L Poison: 35% chance of Paralysis	+25%	-20%	100
Weasels	Giant	25	75dr	60/180 2	3xWDF MMB 2 fangs Blood Drain (see Mosquitoes) Weasels are ferocious and never check morale.	+15%	-20%	150
Wolves	Gaunt Grey	16	125dr	60/240 1	3xWDF MMB 2 fangs	+10%	-25%	50
	Pack Leader	24	200dr	60/240 1	4xWDF MMB 2 fangs	+25%	-25%	100
	Warg	20	175dr	60/240 1	4xWDF MMB 2 fangs	+10%	-25%	75
	Pack Leader	30	250dr	60/240 1	5xWDF MMB 2 fangs	+25%	-25%	150
	Dire	45	400dr	60/240 2	5xWDF MMB 3 fangs	+25%	-25%	250
	Pack Leader	50	425dr	60/240 4	3xWDF MMB 3 fangs Wolves have the same characteristics as dogs when it comes to smelling and tracking. They also tend to operate in packs of 10-30 animals. Wargs are friendly toward Orcish type but the other wolf types do not make friends easily. There is a 10% chance that a wolf is rabid. If so, a human bitten by one runs a 25% chance of being infected (requiring a Cure Disease) and will die in 3 days. A human bitten by a Werewolf has a 10% chance of becoming Were.	+35%	-25%	275
Wolverines	Normal	25	50dr	60/180 3	3xWDF MMB 2 fangs + 4xWDF MMC 3 claws	+25%	-25%	100
	Giant	60	200dr	60/200 4	3xWDF MMB 3 fangs + 4xWDF MLC 6 claws+25% Pound for pound, nothing is tougher than an enraged wolverine. They are utterly ferocious and exceedingly hard to kill. Wolverines never check morale.	+25%	-20%	300

**Dire wolves** were sired when the Enemy breed especially large and vicious wolves together in the desire to create a new breed of wolf, one that was more intelligent and cunning than its sires and would be filled with his malice and hatred. Over time, this breeding program proved a success and these large wolves did indeed become an independent breed of wolf. But Dire wolves were still capable of interbreeding with the common wolf species. Some did, thereby diluting the traits that had been bred into this new sub-species. Even so, many of this breed grouped together in their own packs and sired more Dire wolves. These wolves were vicious and hunted for the pleasure of killing just as much as they did for food. They were cunning and cruel and showed an intelligence uncommon to the wolf species, and a malice that was akin to that of the Orcs.

These creatures are kept and especially breed by Goblins to act as their mounts for riding and as sentinels at watch over their strongholds, for they are an ideal size to carry a Goblin. Orc's however use Dire wolves solely as a kind of guard dog, for they are not large enough to carry an Orc. It is an ideal partnership for the Orc-kind and Dire wolves and many now live amongst the Goblin encampments and strongholds spread across Middle-earth. It is said that these creatures have also developed their own language, one that is understood by the Goblins. Goblin wolf-handlers are able to converse, albeit in a crude and rudimentary way, with their Dire wolf charges. This has made the partnership of Dire wolf and Orc-kind even more dangerous.

Dire wolves are usually found living in packs amongst Goblin and Orc encampments and strongholds; however packs of up to a dozen of these creatures may be found roaming the wild. They are a threat to any of the Free Peoples who may come into contact with them, but unlike wolves, Dire wolves prove far more difficult to deal with. Occasionally, amongst a pack of common wolves, the Alpha male and female may be Dire wolves, but this is becoming rarer as these creatures now tend to be bred in abundance by Orcs.

In combat, Dire wolves will often fight cooperatively. Several Dire wolves may attack the same target, ensuring that most of them will not be parried or dodged. Or one or two of the larger Dire wolves may attempt to knock their target down- when it falls over, a bunch of other Dire wolves will rush in to tear at the target while it is down.

Dire wolves have a language consisting of guttural growls and howls. It is possible to learn and understand this animal language and Goblin wolf-handlers often do. Dire wolves are able to

communicate very basic information through these sounds. If someone lives in a close working relationship with a pack of these creatures, as Goblin wolf-handlers do, then they will pick up on what the sounds mean. Such basic information that can be conveyed include the understanding that there is an intruder present or that prey has been sniffed out, that there is danger etc. Such information will always be vague and indeterminate but the message will have one strong theme: ie intruder, danger, food, cold, hungry etc.

The first Dire wolf was Draugluin, and the greatest wolf was Carcharoth, the guardian of Angband, a descendant of Draugluin as all other Dire wolves were. Carcharoth (Sindarin: "The Red Maw"), also called Anfauglir ("Jaws of Thirst"), was bred with the specific goal of killing Huan, the hound of Valinor. Fed by Morgoth's own hand with Elvish and man-flesh in which Morgoth deliberately infused his own powers, Carcharoth tirelessly guarded Morgoth's Dark Throne in Angband. Carcharoth was killed by Huan, but Huan died soon afterwards from his wounds.

**Wargs:** buoyed by the success of breeding the Dire wolves, the Enemy set about to overcome the shortfalls of that breed, the result was the breeding of the Wargs. Large and power, Wargs look something of a cross between a giant hyena and a Dire wolf and are around the size of a small horse. They are covered in thick fur that ranges in colour from white through silvery grey, and brown to black. They have a fearsome reputation and are believed to be able to snap a man's spine with their powerful jaws. Their fierce might is matched by an evil intellect and cunning that should never be underestimated.

Wargs have been allied with Orc-kind since the Enemy bred both species. But it is believed by the Wise that the Wargs did not appear until after the fall of Beleriand, for the species of wolves that were such a great threat to the Free Peoples before that time were either great Dire wolves or Werewolves.

Wargs are large enough that Orc-warriors can be mounted on their backs, thus comprising a fearsome cavalry that is not easily overcome. As with Dire wolves and Goblins, many Wargs live side by side with Orc's in their strongholds, acting as 'watchdogs' as well as mounts. Other Wargs, however, can be found living in the wild and pose a threat to Orc and Free Peoples alike as they see all as potential sources of food. Where Wargs live in association with Orcs, the Orc wolf-handlers have learnt the subtle language of the wolf, just as their Goblin counterparts have with the Dire wolves.

Wild Wargs live in packs of up to twenty individuals all belonging of one family sired by an Alpha male and female. Generally, these Alpha's are the largest of the pack, but this is not always the case. Should the Alpha male or female be killed or die, the pack will fragment into smaller packs that will look for others in a similar circumstance in order to unite into a new pack. In this way, inbreeding is minimised and the chance of healthy and strong offspring is maximised.

Generally the Wargs that are allied to Orc tribes have been bred by the Orc wolf-handlers and are more "tame". That is to say that they will not tare their Orc wolf-handlers apart on sight... generally they won't, but there are always exceptions. For an Orc tribe to capture and "tame" Wargs is a great and dangerous undertaking, one left up to the wolfhandlers who will take care of the Wargs. It is dangerous work and one that results in many disfiguring injuries, but those who succeed will receive a place of honour and gifts from their Chieftain.

Dire wolves and wolves will avoid Wargs as they will be treated as competition for food and a threat to the pack. Wargs appear to have originated in the vales of the Anduin in Rhovanion, but they have now spread across the Misty Mountains into Angmar and the Ettenmoors, and as far south as the Gap of Isen and Rohan. They have even been found as far east as the Sea of Rhun. They prefer to wear down their prey through hit and run attacks, surrounding and overpowering their targets, and they are not afraid of attacking larger parties of travelers.

In combat, Wargs will often fight cooperatively. Several Wargs may attack the same target, ensuring that most of them will not be parried or dodged. Or one or two of the larger Wargs may attempt to knock their target down- when it falls over, a bunch of other Wargs will rush in to tear at the target while it is down.

Wargs have a language consisting of guttural growls and howls. It is possible to learn and understand this animal language and Orc wolf-handlers often do. Wargs are able to communicate very basic information through these sounds. If someone lives in a close working relationship with a pack of these creatures, as Orc wolf-handlers do, then they will pick up on what the sounds mean. Such basic information that can be conveyed include the understanding that there is an intruder present or that prey has been sniffed out, that there is danger etc. Such information will always be vague and indeterminate but the message will have one strong theme: ie intruder, danger, food, cold, hungry etc.

**Rats:** There are some thousand species of rodents known as rats. In these rules, the focus is on rats akin to the Norway or Brown Rat. These rats nest in out of the way areas: inside walls, in sewer passages, and in cluttered cellars, caves, and tunnels. They eagerly raid human habitations, storehouses, etc., eating almost anything; however, they show a preference for meat. Rats will attack small farm animals (like chickens) and small pets, including housecats.



Rats travel in closely-knit packs of 12-60 animals descended from a single pair. While rats usually forage singly, they will group together into a cooperative and predatory rat pack in order to overwhelm larger animals (see the Rat Pack Attack). Rats are fairly intelligent and learn quickly, making them a serious nuisance at the very least - and very dangerous at their worst. They will even attack helpless infants and incapacitated adults, if they dare. Sometimes they will also attack not-so-helpless humans when the rat pack or its nest is threatened.

**Rat Pack Leaders:** An exceptionally intelligent and influential rat (IQ/6+) occasionally will emerge, with preternaturally keen intelligence, ruthless cunning, and the ability to direct the efforts of his fellows. In such rare instances, the rats are especially destructive to human food supplies, and the Rat Pack Attack becomes murderously lethal. Giant Rats are magically mutated beasts who are much larger but otherwise very similar to their smaller cousins. Giant Rat Packs can prove to be major problems, particularly if the rat pack has a leader of exceptional intellect and ability.

**Rat Pack Attack:** Individually, most rats tend to flee rather than stand and fight, especially when faced by fire, although a cornered rat will put up a fierce struggle. A rat pack, on the other hand, can be savagely aggressive, particularly if it is large in numbers and is fighting on its own ground. Rat packs will literally swarm over an enemy or prey; no one rat can inflict much damage, but with 6, 10, 20, or even 30 or more all gnawing away, a pack can lacerate to death even a human being or similar-sized creature. Giant Rats, needless to say, are far more efficient at this form of assault, attacking even horses and the like.

The deadliness of a Rat Pack attack is directly related to the numbers of rats involved: for each rat attacking, add +2 PSF to the basic attack PSF of a single rat. Smaller animals (dog-sized or less) can attempt to evade by dodging, but their Dodge PSF is reduced by -3 PSF per rat attacking. Larger creatures reduce their Dodge chances by -6 PSF per rat attacking. The SC% of each rat is computed; each successful bite has its damage added to the others. Subtract the armor value of the victim, and the result is the total damage inflicted by the pack of rats. The rationale here is that rats will find some chink in any armor by sheer chance and weight of numbers, although high armor ratings still minimize the damage suffered.

**Rat Killing:** Most rats can be killed by a single blow or bite, but there are limits as to the numbers that can be dealt with in a single round. Canines, Mongooses, Small Hunting Cats larger than domestic cats, and Weasel-like predators can deal with two rats in a single attack (roll two attacks) because of their extraordinary speed and fighting skill. Humans and most other animals will be hard-pressed, unable to reach rats clinging to some parts of their bodies without assistance. The small size of rats also brings a light to moderate penalty to hit probabilities for large creatures (not the aforementioned predators, however).

## Designing C&S Monsters

**I**n the final analysis, any fantasy role-playing game aims at the encounter between man and 'monster'. *Chivalry & Sorcery* monsters might appear to be rather limited in numbers to those players conditioned to the veritable avalanche of dungeon and wilderness nasties that can be found in the prozines and apazines of fantasy gaming and in other fantasy role games. However, it should be remembered that *Chivalry & Sorcery* was designed initially as a fantasy simulation set in a middle ages environment, and the monsters chosen for it were those typical of such a setting.

That does not mean that other monsters are automatically excluded from a *Chivalry & Sorcery* campaign. Quite the contrary! The fantasy world created by a Game Master and his friends need not be a historical medieval world at all. Remember, feudalism is a type of social /political/economic ordering of society and can apply to Anyplace and Anywhen. The range of possible worlds of fantasy that can be characterized by one sort of feudalism or another is large. Such worlds are limited only by the imaginations and organizational skills of those designing them.

Within a fantasy world, there could be a place for almost any type of creature. But - and it is a very big but - the monsters should have their place! The chance of encountering a given monster should be directly related to its nature and the appropriateness of his presence in a particular region. Some monster types, and especially the exotic varieties created out of whole cloth by players instead of being drawn from actual myth and legend, ought to be strictly limited both in numbers and in the locations in which they might be encountered.

There are players who regard the number of monster types as some how being a measure of the quality of a campaign. That is a mistaken assumption.

Numbers in themselves never amount to better. There are hundreds of different monsters now available. It is rare that any one Game Master will have the time, inclination, or ability to use them all in an effective manner. Considering that every mistake, every failure to exploit the full potentials of a given monster type results in player victories and experience bonuses, quantity is simply not quality. It is, at best, only a novelty that quickly wears off. At its worst, it is bad campaigning. No gimmick monster, however cute or clever it may be, will ever replace imaginative and skillful Game Mastering.

What is perhaps of greatest value are the possibilities for selecting specific monsters from the plethora of beasts available. Each Game Master has his favorite monsters, as do the players. Selection of monsters for a campaign is a personal matter. It cannot be otherwise, for each campaign will bear the mark of the Game Master conducting it. I, myself, will have nothing to do with monsters that violate my personal sense of what is authentic and reasonable. The monsters I design and use have to meet my standards of believability and good play balance. To a degree, my preferences are a matter of personal prejudice, and I prefer authentic monsters adapted honestly and fairly accurately from actual myth and legend, or from good works of fantasy fiction.

I do not condemn monsters designed outside the bounds of tradition. UMBER Hulks have always occupied a special place in my mean little Game Master's heart. But I do reject many of the poorly conceived monsters arbitrarily designed and introduced into many campaigns without any real thought as to their impact on play balance, not to

mention more fundamental considerations which shall be raised shortly. I do not accept any defense of such monsters on the grounds that 'it's only a game'. Nor do I accept the argument that just because the designers of one game or another put in or excluded a monster that I either have to use it or refrain from using it. There is no one true way in such matters except sweet reason and developing fair and balanced play.

## Basic Standards Of Monster Design



hen choosing monsters to adapt to a fantasy campaign, one has several sources. First, they may be adapted directly from actual myths and legends. Second, they may be drawn from works of fantasy fiction. Third, they can be created entirely as the product of a designer's imagination.

When monsters are based upon real models, models drawn from legend or fiction, a designer is under an obligation to present the monster as it actually appears in the sources. The legends and fictional works provide stories which can be used to gauge the physical and other characteristics and abilities of various monsters. Such stories are valuable guides to design.

Legendary monsters and those of fantasy fiction should be drawn true to their sources because nothing grates on the nerves of someone familiar with the genuine article more than seeing plain violence done to a monster because the designer of that creature was ignorant of the sources or else thought that he could 'improve' on the original model.

Let me give several examples. Hydras (there was really only one) are giant, serpent-like creatures with three heads. According to the Greek legend in which it appears, every time that one head was severed from the body, two would grow instantly in its place. I cannot comprehend the reasoning that converted ibis very satisfactory, very deadly creature into a dinosaur-like monster! The term 'Hydra' is very specific in meaning. If one is going to name a monster 'Hydra' present the Hydra that Hercules fought, not a totally different creature which bears little or no resemblance to the original. People, like me, who are familiar with the legends will become confused by the indefensible liberties taken. Again, the Gorgons were three sisters with snakes in their hair, one of which was the famous Medusa slain by Perseus. I don't understand how they could be contused with the brazen bulls which Jason yoked to plow a field, one of the tasks set for him to win the Golden Fleece!

Such incredible and insensitive, heavy-handed and ill-informed botch-ups abound in the realm of fantasy role-gaming. If one is going to be original, he should at least have the grace to keep his hands off genuine monsters and invent ones that do not steal their names. As a student of legendary lore and as an educator, I resent the propagation of ignorance.

Dragons are a prime case in point. As I pointed out in *Chivalry & Sorcery*, Dragons were medieval symbols of great destructive force - almost irresistible in their power. Chinese Dragons, if one is going to turn to that other great source of Dragon Lore, were sometimes very benevolent, but again represented great and almost irresistible force. To reduce them to 40 or 50 hit points worms is plain sacrilege! It misrepresents and degrades one of the mightiest monsters to fly through the pages of world myth and legend. But in how many campaigns is dragonslaying taken for granted because the dragons are pushovers? Try out a C&S Old Dragon sometimes. You'll find out why instant promotion and national honors are accorded a dragon slayer! If your character survives the encounter, that is.

Trolls are my first and favorite love amongst the monsters. C&S Wood Trolls are the epitome of trolldom and are modelled after those of Nordic legend and saga. In particular, the Anglo-Saxon Beowulf influenced the game monster for it presents a very satisfying and complete rendering of such creatures in the persons of Grendel and his mother, the dread Sea Hag. They appear as tall, man-shaped beings of great strength and fearsome power. Thus Wood Trolls can reach heights of 8' and weights of 900 Dr. (more if armor is worn, which some intelligent trolls did on occasion). Their strength is legendary. Their bodies could absorb incredible amounts of damage, yielding 100+ hit points, and could quickly regenerate. Their armor class is very high, for trolls have scaly, flinty, or rubbery hides that resist ordinary weapons. With their mass they were able to bash and batter their way through a room full of armed warriors, single out a victim, and carry him off with ease. Creatures of darkness, they possess night vision and detest the light of day, but only in Tolkien are they turned to stone by daylight! In battle, their armaments and prowess are formidable, their large claws tearing through armor as if it were cardboard. This is only damage caused by their claws; bites are an added bonus, while 'hugs' can produce still additional damage. Lest anyone think this is extreme, remember that trolls had a reputation for being able to rip a warrior's head off with a single blow, and two trolls in Beowulf terrorized the entire Danish nation. Nor are they stupid; many trolls have an intelligence that is truly fiendish in its cleverness. Nor will trolls - especially Wood Trolls - ignore the use of weapons, which permits them to do even more damage.

Trolls, in short, are not to be used for combat practice by low level characters.

The guidelines used for legendary beasts are equally applicable for those monsters drawn from fantasy fiction. Be true to the actual monster.

## Natural Law

No matter how fantastic the setting, the basic laws of the universe should apply.

This fact about the nature of the universe - any universe - has been all too often lost on many game designers and players alike at one time or another. Part of the problem is that many players themselves are still acquiring a working knowledge of basic physics, chemistry, and biology - as well as any other relevant science. There will be someone out there ready and eager to interject at this point that 'it's only a game'. I agree, but I will remind him that role games necessarily and inevitably simulate environments. Players have been too thoroughly conditioned by their own life experiences and have acquired enough knowledge about what happens in their own world to make setting it aside far too difficult. It is too much to expect of players to demand that they accept an arbitrary universe conceived by the Game Master which has natural laws too far removed from those of our real world. Water flows downhill, not up. Rocks do not bang suspended in midair (unless comprised of ferrous material and buoyed up by an electromagnetic field). Living creatures can be damaged and killed by physical agencies. These are facts of science. Why should it be suddenly different in a fantasy world?

A Game Master bent on violating natural laws should be required to present detailed explanations of the laws of his universe which conflict with those we know prior to playing in his world.

Any surprises in this area are simply inexcusable.

Biological science should be our general guide when designing natural monsters - creatures of the animal and plant kingdom. Any natural monster that seriously violates biological truth is a poorly designed monster and should be thrown out with the bathwater. Also, if the monster is alive and has a physical body, it can be and is fully subject to physical laws.

Here is a practical application of these principles. Supposing that a Giant Slug is biologically possible, we would do well to begin with an overgrown version of the common garden variety. A giant slug would be sluggish in its movements and would not properly be capable of fast or even moderately fast speeds, even when in a hurry, because of the nature of its locomotive apparatus and its mass. It would have a soft, almost pulpy body, and thus also a very low armor class. Because that body is resilient, it would absorb damage from club and mace-like weapons with ease (1/2 or 1/4 damage at best); but edged or pointed weapons would readily open up its body and allow the escape of internal fluids. Because it is a low order creature, it would possess the vitality of such primitive life forms and would therefore have a body high in hit points. Covered with a slimy secretion, it would likely be resistant to but not proof against fire. Certainly it would instinctively dislike heat, just as real slugs do. A large bag of salt would drive it crazy if broken across its body. Its eyesight would be limited, but it could sense vibrations through the ground (caused by walking or other movement). It would not possess devastating weapons besides an acidic mouth capable of engulfing its prey. Of course, some compromises could be made on this last point, permitting it to spit an acid secretion for 20 or 30 feet. Its intelligence, however, would be excruciatingly low, and its general manner would be pacifistic unless attacked or hungry. Certainly it will be easily confused, and one might readily distract it by throwing it food. With a very low-grade intelligence, magical commands might have to be limited to simple terms, like 'Stop!' or 'Go Away!'. Illusions would instantly be believed by such a creature.

The real danger of a Giant Slug is bumping into it - literally. In a confined space, it could accidentally knock a person clown and crush him under its bulk. Hardly exciting, but that's the way it would really be.

Some of the giant worms are really nothing more than magnified and modified insects on the centipede model. Others are more wormlike. The characteristic mark of such creatures in fantasy campaigns is their singularly carnivorous nature. Indeed, a whole host of dungeon crawlies is possible, but some self-restraint is advised on the part of monster designers. Such creatures would tend to be low-grade types, ruled by instinct. With such creatures, 'out of sight' means 'out of mind'. Their powers of 'sticktoitvity' are strictly limited. Thus they amount to natural subterranean hazards. They would be hard to kill because of their low-level natures, but never would they be immune to natural agencies. Using real-life models in nature would yield the best results. There are enough genuine horrors in nature to provide scads of 'crawlies' for any campaign. Tough, but stupid!

The same is true of giant insects. These mil tend to be of a carnivorous nature and will be tenacious in the extreme. Often they will be hard-shelled, yielding a high armor class. They possess considerable vitality. Some, like ants, will be capable of fairly good speeds. However, once again, their intelligence will be low-grade and they will be easily distracted. Model them after their real counterparts. Fire will be devastatingly effective, and even an out thrust torch will cause them to hesitate in the attack.

Higher order animals can be designed from their natural counterparts. Giant versions are merely bigger and equipped with larger natural armaments.

Biological and zoological science will be the source of all relevant factors that shape such monsters. Magnification of size might be impossible in scientific terms, but that is a concession which can be readily supported in fantasy gaming. Incredible armaments and invulnerability to natural forces (sharp weapons, fire, cold, blocks of stone dropped on them, etc.) are indefensible, however.

Various amoebic life forms can be postulated - giant one-celled creatures. But the actual natures of such creatures should not run to silly prescriptions requiring the use of such and such a spell,

etc., to stop them because they are mysteriously (and inexplicably) invulnerable to fire or lightning or whatever. Certainly an amoebic creature will find its being attacked by edged or mace-like weapons amusing because its protoplasmic simplicity prevents damage from such attacks. One could stipulate, however, that a hit in the nucleus of a super-sized one-celled creature was a mortal blow. In any event, heat and cold would have devastating effects on them all. Lightning is an electrical discharge producing blast and hum, as well as electric shock, all of which would cause havoc to a simple one-celled organism. With a primitive biological make-up and a totally instinctive directive force impelling it, it would definitely obey instinct and avoid hot and cold places and things!

All manner of oozes, jellies, puddings, and the like are exceedingly primitive life forms. Their sensory apparatus is limited in range and information-gathering power. Their modes of attack are essentially singular: engulf the food and digest it with powerful acids. They will move slowly, definitely slower than a man, and their determination to pursue prey that has slipped outside of sensory range is nil. One would almost have to walk into the reach of such creatures to be in trouble. Above all, they literally don't have the brains to concentrate on more than one task or victim at a time. They certainly would not stalk their prey or be attracted to it from a great distance.

Molds and slimes are easily enough dealt with. These are passive monsters that merely lurk in wait for food to blunder into them. And I mean into them! They would not be able to cause instant rotting or desiccation. Such fates are purely the constructs of uncontrolled imagination and strain biological truth. More likely, disturbing a mold could release spores or vapors (secretions from slimes) which paralyze or put a victim to sleep, causing him to fall into the mass of the mold or slime to be digested slowly at leisure. Being of the plant world, such monsters would be highly vulnerable to fire and probably cold as well.

Natural law, then, dictates that monsters correspond to biological and zoological insights. This is not a limitation, but rather a guide which permits a monster designer to check out his latest brilliant idea against what is even vaguely possible and reasonable. He can gauge the nature of the creature and its abilities in the light of real models. If it is too wild, top far out, it should either be discarded or toned down.

## Laws Of Magick

No creature, natural or fantastical, shall violate the basic laws of Magick.

P.E.I. Bonewits, a genuine mage and scholar of the occult, has commented in his recent book on Authentic Thaumaturgy (Chaosium, 1978) that few game designers and players alike have any real grasp of what magick is all about. Indeed, it seems quite clear from the way magick has been handled by some that it is assumed to be an excuse that justifies whatever they like. They couldn't be more wrong.

Just because fantasy games are being played does not provide any justification to violate the laws by which the universe functions. If Magick is part of the fantasy universe - and we all assume that it is - then Magick will follow definite and discernable laws. All physical objects, all living creatures, and all creatures of magical or supernatural nature or origin will be subject to the laws of Magick.

Thus it is that some Undead, like zombies, are highly resistant to most physical agencies. That is a function of their undead natures. Swords and spears simply do not damage dead flesh the way they do living tissue. Fire is nasty, but not effective against rotting flesh as it - against living, feeling skin. But, partaking of the supernatural and the magical, Undead are vulnerable to theurgic and thaumaturgic magick. It cannot be otherwise. One cannot have it both ways. If a being is, by some accident of nature or some magical design, immune to ordinary fire, it will not be immune to magical fire. Magick Fire is the very quintessence of the mana itself, the magical forces that pervade the universe. Saying that any being is immune to Magick Fire because the being is magical is missing the entire idea of what Magick is all about. And that is why Undead fear fire; it is magical force, the mana, the one that can always consume and destroy them utterly.

Magical creatures are never immune to Magick. Some are more resistant and are harder to target than are others, but once targeted they may be more vulnerable to magical operations and effects than are ordinary beings. That is the reason that even the mightiest Demon can be bound or the most terrifying Undead can be ordered hence or a malevolent Spirit can be exorcised. Once the mage or cleric 'has their range', magical and supernatural creatures have real problems.

This issue has to be raised because uncontrolled and uninformed imaginations have churned out many clever monsters that twist and distort the truth of such matters to the point that pure invention knows no reasonable bounds. The characteristics of magical beings must be accounted for in a rational and correct explanation of why the monster is the way it is. If it transcends the laws of the physical and biological universe, it still must answer to the laws of Magick.

## The Law Of Common Sense



As long as one sticks closely to models drawn from authentic sources, few real problems will arise. The legendary or fantasy fiction sources provide more than enough information by which the capabilities of a monster can be determined. Even better, they justify the very existence of the

monster and permit a defensible introduction of the monster into a campaign. When pushed to the wall, one can always 'appeal to authority' and pull the reference text clown from the shelf to prove that you knew what you were doing, that such a beastie is not incredible or impossible or ridiculous.

The moment one departs from the known monsters as they are described and sustained by the literature of myth, legend, and fantasy, the chance of real trouble arises. Often, it is due to plain ignorance or insensitivity.

P.E.I. Bonewits, in a general condemnation of the tendency of some game designers and players to create and use supernatural beings of a high order (Gods and demi-Gods in particular), has observed that such people do not comprehend the nature of the forces with which they are dealing. I join in his view. Bonewits, for example, points out the possibility in some games of a mortal actually defeating and slaying a deity like Odin Allfather. Odin was perhaps one of the most powerful beings in Western European myth, and even hinting at his possible demise at the hands of a puny mortal is, in Bonewits' terms, downright sacrilegious. It is, I might add, downright impossible if one remains at all true to the very nature of Odin as the Nordics conceived him. Odin is destined to die under the fangs of the Fenris Wolf at the Ragnarok. To permit any other possibility is to do damnable violence to a great and honored tradition. It totally misses the whole point! Indeed, it exhibits extreme insensitivity to or else ignorance of the materials of Nordic myth and legend. To call a game-construct 'Odin' and not provide him with several hundred thousand hit points, incredible weapon handling capabilities (with attendant damage to his victims), and the equivalent of - 1000 PMFs of magick capability is to be totally lacking in authenticity.

If one insists upon introducing high level deities in a campaign, do - right!

My advice is to stick with low order demons and spirits that are comprehensible and in tune with the capabilities of the poor mortals who must cope with them. Messing around with direct and personal interventions by real Gods introduces no end of complexity. It demands comprehensive rules to govern their use by Game Masters and players alike. Worse, it demands a total drawing up of battlelines on the cosmic scale. What are the relationships of the various gods to one another? How do deities of different religions interact? It is a Pandora's Box, a can of worms that best be left unopened. Besides, if a high order Deity did appear, what makes players think He would want to intervene. The ways and purposes of the Gods are mysterious, and they, tend, like Crom, to appear, observe, and depart without doing anything for or to those who summon them. Mortal affairs are left for mortals to resolve. As Bonewits comments, it is often because the Gods do not give to men what they want when they want it that the impatient amongst us turn to demonic forces to grant their requests.

Turning from Gods to monsters in general, I submit that the use of random dice to determine such vital factors as body hit points is fraught with problems. I once rolled a 12 HP troll with random dice - sheer impossibility if one is going to be true to the legends! It is for that C&S monsters were assigned more fixed values. Variations of several hundred percent in the capacity of different monsters of the same type to take damage simply don't make sense. The greater the number of hit dice used, the larger the variation; eight dice, for example produces an 800% range between lowest and highest values with D8.

I am not saying that there is anything wrong with randomizing a monster's body points with hit dice; I am suggesting that some definite minimum values should be assigned which prevent ridiculously low HP values.

Common sense should also be exercised before one begins to develop a new monster or else to adopt someone else's construct. Ask yourself, 'why is this needed?' There should be a good reason, and I don't mean one like 'Well, it's a neat idea' or 'I have to get something to take of that tough dungeon party' or 'I need something new'. A Game Master's first and most important asset is his imagination and skill at handling the resources already available to him.

If you are creating a monster from legend, be sure to read the legend first. Others have, and if you are too far wrong, your cleverness will come back to haunt you.

If you are departing from known monsters of legend and fiction, realize from the start that design becomes fraught with problems and perils. For when we come to pure invention of monsters that were never contained in any previous source, our enthusiasm sometimes over-whelms all good sense and judgement. We create impossible beings charged with all sorts of cute magical powers and talents and/or with physical abilities and fighting prowess that is enough to turn the hair of a Demon pure white. Often, we ignore the realities of Magick, if we ever were aware of them in the first place.

Remember, you might not be aware of such things, but there always is someone else who is. If he knows his stuff, he won't be impressed or amused at all. Let's be honest. We all indulge in monster design because it feeds our egos and gives us a nice feeling when we see our creations in print in a prozine or apazine or even a game or game supplement. But when we go public, even in our own private gaming groups, we run the risk of being fools, too. That isn't what we want, so let's avoid it.

As a common sense rule, monsters should be less intelligent and less magically capable than are men. There are exceptions, of course, but they are few. The majority are not the equals of man, in the final analysis. This is the thread that runs through the length and breadth of the legends and also most fantasy novels. To endow more than a few monster types with high levels of intelligence and magical proficiency invites the inevitable question, 'Why haven't they taken over the world, then?'

The foregoing question was asked in all seriousness. We talk about setting up universes, but when we do establish our world, what assumptions do we make? If it is populated by huge numbers of monsters, many of which appear with no more reason than they were rolled up on a random table of appearance, we have a problem. One cannot respond with trite and flippant retorts like, 'It's just a game, haven't I told you that already!' Whenever the game involves a world larger than a dungeon, the problem of maintaining the status quo is highly relevant. The whole story of the Lord of the Ring, for example, turns upon the fact that the monsters of the world are massing under one leader and have the numbers and military strength to overwhelm their Human, Elvish, and Dwarfish opponents once Sauron obtains his Ring and neutralizes the magicks of his enemies.

Of course, one might answer, 'Well, the dungeon is enchanted, see, so they can't get out'. Why not? Who was so powerful that he possessed super-powerful magicks (not contained in any set of rules published) mighty and enduring enough to keep them there for all time? Even if such spells exist, what happens when intruders disturb the binding spells? And make no mistake intrusion will disturb them.

Moreover, monsters are not limited to dungeons. In any fantasy campaign worth mentioning, adventures occur in the wide world outside the dungeons, with plenty of encounters with the most wondrous of strange beasts. Not every monster is confined to dungeons.

The point is that every time a new monster is introduced into a campaign, a risk occurs that the whole balance of play will be disturbed. This doesn't mean that new monsters are unwelcome. It means that one has to be careful when a new monster is conceived. Game systems are not designed to absorb an infinite number of variations, whatever the claims of the designers. Sooner or later an overload will occur, and a campaign is in big trouble.

## The Law Of Predation



What do monsters do? How do they survive between adventurers for lunch? Remember, if it is alive, it has to eat. This places monsters right inside the whole food chain. In a sense, I am still talking about Natural Law.

Every creature has its predator. There must be predation if monsters of a carnivorous nature are to survive. This is especially true in dungeons, where the vast majority of monsters are anything except the normal life forms found in nature. But if predation is necessary, how does one account for the prolific numbers of monsters encountered in the dungeons designed by most Game Masters? Further, how does one explain the tendency of such monsters to cooperate in hunting clown adventurers? There will be obvious animosities between the monsters because they use each other for food! Who is whose predator in the world of monsters.

Even supernatural creatures will have their natural enemies. Nature has a way of balancing the numbers of the many species that exist in the world. By assigning predatory monsters to each monster type, a balance is reached. Besides, it can be fun - a new dimension in fantasy gaming. It often generates the most unlikely alliances against a common foe.

## The Law Of Achilles Heel



No being is without its weakness. This is especially true of monsters. Each has some signal failing, some chink in its armor, that permits the knowledgeable man to defeat it. Monsters not having a weakness are not true monsters. They are game-constructs designed by the Game Master to offer characters without affording them a reasonable chance. Thus the mighty dragon has a soft spot right over the heart.

Often, the most powerful monsters will have a bane existing somewhere in the world, a magical weapon or device which will surely slay them.

## The Law Of Locations



Does it make sense to find beings, whose natural environment is in the woodlands or plains, in a dungeon as well? Not likely. Wood Trolls, for instance, tend to live in underground caves with outlets into streams or rivers. They are, in effect, nocturnal outdoors creatures. Rarely would they be found in dark, damp dungeons far beneath the Earth - It's not their bag. Wolves might make their lairs in an earth den, but their natural environment is in the woods. And so on. When stocking one's world, such characteristics of monsters should be taken into account. The entire world could contain a vast number of different types of monsters. But every kind of monster is not found everywhere - not, that is, unless the Game Master is using a universal encounter system. It assumes a universal mix of monsters everywhere on the planet.

## The Law Of Exceptional Monsters



Exceptional monsters may appear from time to time. These exceed the usual parameters for a particular monster type. For example, in my own Wolf Hill dwells the incomparable El Lobo, the leader of a pack of dire wolves. He rates at a body of 75, with 500 Dr, weight, Hit +40%, Dodge -35%. His MLB3

fangs deliver +5 WDF, with +5 bites. His intelligence is a very shrewd and cunning 19, with wisdom 20, so he recognizes traps instantly for what they are. He is a veritable DEMON of the wilderland and makes war on his enemies with an almost human ferocity. Fortunately, there is only one of him, although I have made provision for one cub of his to have his general characteristics should he be slain.

Again, Arrgh Ruffhuk, a very old and wily Wood Troll, has been running a successful toll bridge for decades. He has a chain hauberk fashioned for him by the renegade Dwarfish armorer Albrecht. Imagine the surprise on the faces of stalwart fighters when they cleave through that armored coat only to be told that a second roll is needed to penetrate the equally armored hide of the troll! After all, penetrating class 8 chain mail does not constitute breaking the skin underneath when that skin is also class 8.

Such exceptions do not violate any rules so long as they are kept to a reasonable minimum and do not exaggerate the capabilities of a monster to an unnatural degree. A heavier body, more hit points, greater speed, higher hit probabilities, more blows/melee round, etc., than the average can all be factors to consider for exceptional monsters.

## Designing The Monster



Whether one is designing an entirely new monster never before conceived or is just adapting one taken from legend, fiction, or another game, a general assessment must be prepared. This will list all your impressions and notions about the monster, and it will become the guide for developing the monster's profile. The following factors will be considered:

1. **GENERAL CONFIGURATION:** The over-all shape of a creature will affect many of its characteristics. For example, if it is bipedal, it will possess certain advantages in combat because it is free to use its upper limbs. But it would probably lose out on movement if it is particularly humanoid in shape, a configuration not designed for high speeds. A short, thick neck would restrict head movement, a feature important both for purposes of observation and for effective use of fangs.
2. **HEIGHT & WEIGHT:** In the light of the monster's general configuration, height and weight can readily be arrived at. These two factors are significant in deciding upon the agility, carrying capacity, and combat effectiveness of the creature (remember, C&S combat systems stress the effects of mass in close combat).
3. **STRENGTH & CONSTITUTION:** Also growing out of the monster's general configuration, these factors largely determine the brute force and the stamina of the monster. Strength has an important effect on the WDF multiplier and the number of blows a monster can strike in a melee turn. Constitution reflects both the resistance of the monster to the shock of injury and its staying power in combat or in long distance movement. It can also have a bearing on the number of blows that can be struck.
4. **CARRYING CAPACITY:** The ability of a monster to bear burdens is often important. Its size, strength, and constitution will all determine its carrying capacity. As a rule, the bigger and stronger it is, the more it can carry. Creatures of weak constitution might be reduced accordingly, despite size; while flying creatures would have fairly severe restrictions placed on loads carried in flight (for good aerodynamic reasons).
5. **INTELLIGENCE & WISDOM:** These factors are really the most significant of all. Monsters with limited mental capacity tend to act instinctively far more than they do with clear and reasoned deliberation. Game Masters too often make the mistake of playing beasts as reasoning beings. A beast (which can be a pretty exotic monster, not just an animal) is never the equal of a highly intelligent creature when it comes to the choice of tactics or any other course of action, for that matter. Mental capacity also affects fighting capabilities, although some beasts can show considerable cunning in a battle to the death. When it comes to magical powers, mental capacity is vital; there should be virtually no serious magical effects possible to creatures of low mentality. Magick is not something that can be handled with a flip of the random dice. At best, some beasts might possess natural talents in the area of Detection, Communication, or Transportation. Only the real heavy-weights (always rare as species or as individuals) might have greater powers.
6. **DEXTERITY:** The agility of a creature is largely determined by its general configuration and the environment for which its shape is best suited. Men, for example, are highly agile and can dodge with far greater ease than a bull can, especially in a charge. It's a question of size and physical make-up. Birds are incredibly agile in the air but can only be described as pitifully clumsy on the ground - with the exception of those avians who have given up flight for a life on the ground. And so on. Also, if a monster is equipped with hand-like appendages, it might be able to employ weapons - but rarely if ever with the skill of men.
7. **BODY & FATIGUE LEVELS:** These factors, of course, reflect the general configuration of the creature, size, strength, and constitution. They are also determined, in part, by the legends or fictional stories from which a monster is abstracted.

8. **MOVEMENT:** Once again reflecting general configuration, the speed of a monster will be determined by its locomotive appendages more than any other factor, although strength, constitution, dexterity and weight may individually or collectively have a major part to play here. As a rule, compare creatures to known types, particularly those of the animal kingdom, and use the known creatures as models.
9. **ARMOR CLASS:** The general impression one has of a creature will determine its armor class. However, the heavier the armor in most instances, the slower and less dexterous the monster will be. There are exceptions, but usually armor must make concessions in the way of speed and/or agility (dodge, for example, could be lower for armored types). Most beasts would fall into the 0 to 4 armor classes. Rarely will armor of a natural sort be found over class 5 or 6.
10. **NATURAL ARMAMENTS:** The weapons with which Nature (or the meddling of eugenics-prone Magick Users) has provided a monster will be of exceedingly great significance to the place a monster has in a campaign. The more exotic the armaments become, the less often the creature should be encountered. For example, acid-spitting, poison-gas emitting, fire-breathing, and other such weaponry are highly uncommon. Most typical are fangs/talons and claws/beaks. Some creatures may also possess unpleasant odors (like skunks) or poison fangs or spines. The exact rating of such natural weapons will be possible by studying the Naturally Armed Monster matrix and deciding which will be most appropriate to the monster as it is conceived.
11. **FIGHTING ABILITY:** The WDF multipliers chosen for the natural armaments, % hit bonuses, % parry bonuses (if any), % dodge bonuses, and other such factors will be determined by a general assessment of what all of the above factors really mean. To a large degree, a fair bit of trial and error is required to at once represent the monster as it should be (true to the sources) and yet avoid play imbalances.
12. **SPECIAL FEATURES:** As hinted at earlier, some monsters may have special powers. Those of high mental ability might have spell-casting powers of some note, provided that those powers are reasonable and in keeping with the nature of the creature. Such beings tend to be members of a race rather than just a species of wandering monster. A few beasts might have special talents. Such natural abilities should be few in number and not many species should have them. Nightvision is typical of nocturnal and subterranean monsters. Keen eyesight is typical of creatures of the plains and the air. Keen hearing, acute sense of smell, the ability to move in silence, the ability to freeze and blend in with the surroundings, all these and many other natural abilities can be given to monsters.

I have been asked by a number of players how to adapt monsters from other games to *Chivalry & Sorcery*. Before embarking on an explanation of such a task, I would first stress that C&S combat and Magick systems differ considerably from those of other games. Indeed, a veritable void of difference exists in some respects; and direct comparisons of abilities, combat or magical, often become so difficult that one might as well design a new creature. This will become clearer when I show how to convert an Umber Hulk.

We are told that the Umber Hulk is large and barrel-like in form, generally humanoid but much more squat and massive. It is capable of ripping its way through rock at an incredible rate with its large claws, arguing for immense strength. Because of the configuration of the creature, which does not allow for a mobile head and neck, I would not grant it any bonuses for biting unless a victim was conveyed bodily to the mouth of the creature by its claws. The jaws, despite their formidable appearance, would not be overly powerful because of the tendency of the monster to depend upon its claws (an evolutionary factor). Since it is capable of tunnelling quickly, I would assign it several additional blows with its claws and give them a high damage multiplier. At the same time, it is cumbersome from its description and likely has little agility or speed. Dodging by such a creature would be a joke. Parrying ability with its claws would be limited. As for the body itself, it would be fairly well armored, capable of taking considerable punishment, and heavy. The monster would also possess Nightvision, being a subterranean creature. Its sense of hearing I would rate as very low, probably equivalent to that of Lower Undead.

The Umber Hulk, by reason of its brute nature (and personal preference) I rate as having low intelligence and wisdom, probably 1-6 on a scale of 20. It is instinctive in its habits and behaviors, probably very dogged in its persistence to dig out prey once it has found it but likely too stupid and too ill-equipped with sense of smell or hearing or sight to track prey that has fled.

Clearly, the monster that is going to emerge from such an interpretation will be an Umber Hulk in name only. The monster necessarily undergoes significant changes in conversion:

IQ: 4-6 Digging: 10ft/turn in sand; 6ft/turn in earth; 3ft/turn in porous rock; 1ft/turn in dense rock.

Wis: 4-6

Targeting: Percentages given for Centaurs

Movement: 50/130

Hearing: as for Lower Undead

Environment: Subterranean Dungeon only.

This is the type of analysis that is required to develop a monster in *Chivalry & Sorcery* terms. Clearly, such interpretation often demands value judgments from the designer. In effect, monsters adapted from other game systems have to be redesigned.

Body Size	Wt.	%Hit	%Parry	%Dodge	Blows	Attack Mode	Armor	Exp.
90	8'	800	+25%	-10%	-	+4	6xMLC 6 large claws	5 or 62000
							2xMLB 3 large fangs	

## Monsters are People too

One of the most fundamental rules of proper fantasy role playing is that the Players develop their characters so that the PCs generally be- have in character as fantasy personalities in their own right, not as mere extensions of the Players' real selves. By definition, role playing is pretending to be someone you are not. It is a deliberate entering into a role, much like an actor on stage, to develop an alternate personality and to depict the character's words and actions in the light of his own personality and motivations. Many players go to great lengths to create detailed personalities for their characters, complete with descriptive names, comprehensive personal histories, a wide range of personal ideosyncracies, likes, dislikes, personal goals, etc.

Unfortunately, some Game Masters overlook the simple fact that they are not exempted from the role playing activity. Their characters are literally everyone else besides the player characters. This has profound implications for the quality and the general conduct of any fantasy role playing adventure or campaign. For the character play of the Game Master (or the lack of it) determines what the Players will be encouraged to do or discouraged from doing with their own characters.

It is useless for a Player to try to portray his character as a meticulously drawn person in his own right if the Game Master fails to reciprocate by playing all of his Non-Player Characters as individuals too. Role playing is interaction between personalities. Much of the real action involves no dice rolling and no consultation of results tables. The action should largely proceed through the spoken interactions between PCs and NPCs and through the descriptive commentary and the spoken responses of the Players as they reply with explanations of what their characters are doing. Common sense and a firm awareness of what is reasonable, realistic, or possible should govern the outcome of such interactions.

If everyone is behaving 'in character', it is possible for the Players to predict the various responses of NPCs to certain actions or proposals made by the Player Characters. Similarly, if the PCs behave 'in character', the Game Master can anticipate PC reactions to what his NPCs are saying and doing, or to the ongoing flow of events surrounding the PCs. All of this should be self-evident. But it is easy to lose sight of the real nature of role playing. If the Game Master thinks it unimportant to enter his own NPC roles effectively, the entire activity rapidly degenerates rapidly into mechanical dice rolling and mechanical application of tables of randomized 'outcomes' which have little real bearing on what should or what might reasonably happen in the given situation. Ultimately, a continual conflict situation is created, an eternal 'dungeon crawl' in which every hand/fang/claw is turned against the ever embattled adventurers.

Even worse, those Players who do role play are unfairly penalized whenever their PCs behave in character. That is, the Game Master may set up a situation loaded against staying in character if any survival, let alone success, is desired. He thereby demands that the Players abandon their characterizations entirely and act merely as wargamers computing the statistical odds (this is called 'mini-maxing') for and against the success of a given action or response. And 'mini-maxing' takes all the role playing out of fantasy role playing. Every character is reduced to a cardboard mask behind which the Player sits and acts just like himself. All the atmospheric effects of a fantasy world become unimportant. The background of the character is made irrelevant. The whole thing is an exercise in game mechanics.

Put bluntly, it becomes boring to anyone with any imagination and creativity.

Let us consider the situation faced by the Knight of a romantic legend when he comes upon a damsel in distress. This is a classical motif. The Knight, if he is to remain true to his vows of Knighthood, will do the chivalric thing and attempt a rescue. That is eminently predictable if the PC is acting in character.

Now, let us consider the 'clever' Game Master who delights in trapping PCs with cute tricks. Knowing that the Player will have his Knight behave in character, he 'arranges' for the 'lady' to be a vicious little vixen who will deal treacherously with the Knight the first chance she gets. The nature of the treachery is not important, for the moment. What is important is that she will certainly behave treacherously. That is the sole reason for her being there. The Game Master, preying on the Player's fitting concern about playing his PC in character, uses that concern to bushwack the PC. But as for his 'lady', he feels little concern that she is not acting in character. Rescued damsels tend to show a warm regard for their rescuers. We have innumerable authorities to establish that as a fact. But, instead, the 'lady' of this adventure sandbags the hero when he is sleeping, steals his purse and horse, and slips away - or whatever! It's plain cheap gaming.

If the lady were to act in character, she could provide plenty of 'excitement' while remaining supportive and adoring. For instance, the damsel will be very ready to volunteer that her Lord can whip anyone else in the place and, hands on shapely hips, will glare defiantly at any fighting men present, daring them to prove her wrong! That is always good for a nasty joust or two. Or she may have extraordinary expensive tastes and, once an inn has been



found, will proceed to order a veritable banquet and then eats like a bird. She will become weary at the most inopportune times and will refuse to go any farther until she has rested. She will demand that her Lord's squire fetch and carry and wait on her every whim, driving the poor lad to distraction. She can, in short, make life a real trial for her rescuer - and all perfectly in character. For his part, the Knight will be torn between utter frustration and a growing infatuation with his Lady, who is invariably beautiful and well-born and has a rich, influential father who just might further his interests if he can only get her home safe and sound. That 'home' is a hundred leagues away, across hostile territory, is another insignificant complication. Such are the beauties of honest role playing. Players can be driven close to the brink of insanity without a single 'tricksy' move on the part of the Game Master.

From this point of view, the damsel in distress can prove to be a proper 'monster' - a worthy adversary for the PC. At the same time, she will be entirely on his side so long as he proves worthy of her and shows conventional devotion to her needs.

If monsters are people, too, then people can also be monsters in their own way.

Let us consider a situation in which a conventional encounter can be opened up into a wide range of possibilities. It can also be forced into a highly restricted combat response if the Game Master ignores his own role playing duties.

A party of adventurers are sitting around their campfire. It is some-what after sundown, the region is a wilderness known to be filled with dangerous animals and roving bands of goblins and other creatures of their ilk, and the party is somewhat jittery because of the unusual night noises. They killed a deer late in the afternoon, and several fine haunches of venison are roasting on wooden spits over the fire. The meat is almost done to a luscious bark brown. The aroma of the roasting flesh is wafting on the night breeze. The men in the party wait expectantly as the cook leans forward to test the meat ...

This is an ideal time for an 'encounter'. There is a sound of bushes rustling, the snap of a twig underfoot, and a band of goblins stumbles out of the undergrowth. They number perhaps three times the party. The adventurers, somewhat forewarned, have left to their feet and are reaching for the nearest weapons close to hand.

At this point, the stereotyped response is immediate battle. The goblins charge and the adventurers meet the attack. The non-role playing Game Master regards all goblins as always having it all together. They know exactly where they are, have completely scouted the adventurers, are agreed on their tactics, and always will be the nasty bad guys who attack without warning or mercy. To be blunt, the Game Master regards the monsters as nothing more than the fantasy equivalent of unthinking, unfeeling cannon fodder to be hurled at the adventurers without any thought about what the monsters themselves want. They are the monsters, right? Everyone knows that monsters always attack first and talk later - provided that they bother to take prisoners.

On the other hand, good character play asks a number of questions that do not readily occur to the Game Master who automatically assumes that all monsters are ravening automatons.

First, what are the goblins doing here? They could be a 'patrol' - the usual function of goblins in some fantasy campaigns. But suppose, instead, that they are a lost patrol: lost, bewildered, and terribly hungry because no one in the group knows much about hunting, and they haven't been able to bag so much as a single cottontail since their rations ran out three days ago. They are bitten by mosquitoes, plagued by clouds of black flies, scratched by thorns and brambles, and generally exhausted and fed up from days of wandering aimlessly in circles. Now here they are in a clearing, with two lovely legs of venison roasting over a fire and seven rather tough and well armed men in possession of it. And nobody seems very 'surprised' or overawed, either.

Sure, the goblins might fight. But - just perhaps there is another way. Put yourself in the shoes of the goblin leader. Your men are exhausted and weakened from hunger and the ordeals suffered over the last days. Worse, they are demoralized and beginning to show a serious disrespect for discipline and your leadership - which hasn't been very good of late. Besides, you are just as tired and demoralized, yourself, and you would much rather eat than fight, come to think of it. Even if you fight and win, a good number of the troops are going to end up dead. And your chieftain does not like that, unless there is a good deal of loot involved. This bunch seems fairly well outfitted, but there is no show of obvious wealth. All they have for sure is that pair of lovely legs of roasting venison, and your chief simply won't understand how important and valuable that venison is right now.

Question, Mr. Game Master: What do you do as the goblin leader? Also, to complicate your decision a little more, pretend for the moment that your goblin leader is the only character you are going to play for the rest of the session. If you lose him, you are out of the action for the rest of the time today. Of course, being Game Master, that is not really the case. But if you were only a Player, you would likely be facing trial possibility. Consider that your reactions are a lot different if you have strictly limited resources, character-wise, than if you have an unlimited supply to fool around with.

That difference is the difference between monsters being people and otherwise just a pack of faceless, mindless sets of gaming statistics to roll dice around! That is also the difference between inspired role playing and mindless dependence upon appearance tables and reaction out-comes.

Maybe - just maybe you can swing a little deal here. Try talking first. It won't hurt. If you get lucky, you might end up with a full belly and avoid a fight. After all, you could always trail the party later and hit them in a proper ambush when your troops have both their spirits and strength up. Or you could use the few

minutes spent in parley so that the troops can edge into baller position for an attack. For that matter, you wouldn't be in this miserable spot in the first place if Snogg didn't have it in for you and stuck your troop with the rotten missions in the first place! Come to think of it, you and your boys haven't even seen any silver for the last two moons, and that's made this a really raw deal.

'Hey, youse guys, don' shoot! Boy! Is we glad to see youse guys! We been trampin' 'bout these blankety-blank hills for days, now, and we- us-well, we got us kind of lost, you know. Uh, any of youse fellas know the way to Thunder Mountain, huh? Say - is that roast deer you got there? Sure smel Is good . . . '

It's all up to the PCs now. The Players are going to name the game, not the Game Master. This is role play - interaction lime. The goblins are pretty much in position to make a fight of it, but it might not come to that if the Players are quick on the uptake. Some very strong lines of alternate play have been built into the situation because the Game-Master has settled in his own mind the psychological state of mind prevailing among his monsters. Just about anything can happen, depending on the Players and their own wit in handling the situation.

Let us suppose that the PCs decide to be wary and watchful. They decide that they could probably win the scrap - the goblins do look a sorry sight now that they've had a moment to study them. A little handout might be preferred to a fight, though, because the adventurers still have a long way to go through hostile territory and a truly hair-raising raid to perform at the end. A leg of venison is sacrificed in the interests of studying on the problem a bit longer.

As the ravenous goblins dig into their victuals, one of them is over-heard muttering to a companion that 'This be the only good luck we had lately, Goraab. Firs' we gels that new chief and all his stupid blankety-blank rules and spit 'n polish inspections. Then there's no pay comin' for more 'n two moons. We draw day guard duty for a full month just 'cause a few of the guys snuck some beer on that route march. An' finally this here dumb patrol. So what happens? We go and gel us lost, that's what! I'm tellin' youse, Goraab, we got no luck at all. We should've stood at home in beb. Gee, this here deer's real good! Wunner iff'n we can gel any more...'

It takes a really stupid bunch of Players not to pick up on the drift of this little conversation. This is a platoon of very irate goblins, ready to chuck their former employment if anyone makes them an offer they can't refuse. Right now, that would come to a handful of silver, regular meals, and a firm promise of a good scrap and loot later on.

This is only one of a core of possible lines of play that can develop. A lot depends upon the Game Master, though. He has to decide what his 'monsters' are up to in the first place. To a degree, ibis argues strongly for planned encounters. Randomized encounters have a definite place in role play, but a deliberately pre-arranged encounter can be thought out a bit in advance. The motivations of the monsters can be settled on, and their reactions can be prepared for in advance. This permits the Game Master to enter into the role playing proper, which is the most enjoyable part of many adventures, after all. Direct interaction between monsters and players also develops the Players skills in this area, so that they do not lapse into that boring habit of drawing weapons and wading into every stranger they meet out of an entrenched feeling of paranoia.

Never forget that monsters are people, too! They have their own personalities and their own personal histories, their own ambitions and fears, weaknesses and strengths, enemies and axes to grind, etc. If these are kept in mind even a little bit, a campaign becomes greatly enriched by often hugely enjoyable role play interactions. The Game Master, through his characterizations, can cross mental swords with the Players in an entirely different form of 'combat' in which NPC or PC can reasonably and believably turn a situation to advantage. ('I just don't know what went wrong, Farley. That Goraab seemed a real sucker for a game of craps. You think maybe he palmed the dice and switched a pair of loaded ones on me? Naw-he's too stupid for that!')

The guiding principle to follow when gauging the conduct of most NPCs, monsters, and beasts is to decide what you would do if you were such an individual in the same situation. This sometimes requires a bit of careful role playing to gel oneself in the proper frame of mind.

Let us consider a pack of savage timber wolves who have encountered a party of three hunters deep in the woods. The men seemed easy prey at first, but those long wooden pointy things the two-legged ones are grasping in their paws are sharp and nasty! Old Growler's clown already and bleeding badly, Dear Stalker's clearly dead, and you and several others in the pack have been painfully nicked. Time has come, Grey Leader, to decide whether these two-legged creatures are as tasty as they looked at first. Sure, you're the mighty leader of a strong pack. But a few more minutes of ibis and you won't have much of a pack to lead.

Wolves aren't at all stupid, and pack leaders are the smartest of a canny breed. A pack leader knows when to cull his losses. There is plenty of easier prey in the forest. So why wait for a morale check? The wolves are bugging out-now!

Why is it that the enemy-whatever it is-in some fantasy campaigns are oblivious to personal danger and keep coming right down to the last man or goblin or wolf or troll or green slug or whatever? The answer is simple. The Game Master is guilty of not thinking out the reasons behind the NPCs' conduct. The motivations animating the NPC are very important. Such considerations like the ones illustrated above will be totally beyond the ability of any game mechanics to handle properly. No random dice results can be devised to provide appropriate and realistic reactions to ongoing events. A great deal depends upon the Game Master's personal judgement. By starting with

the insight that monsters are people, too, the Game Master will be more able and willing to climb right inside their skins and see through their eyes. The results are worth it. The very best Game Masters in the business tend to do that as a matter of routine. The result is a gaming session filled with excitement, tension, and laughs.

Best of all, it gives the Game Master a chance to get in on the fun of role playing which his Players are enjoying.

The development of a rounded personality for an NPC is never more important than in the case of a major NPC who will accompany a party for a considerable period of time, or who will play a major and influential role in determining the course of action for a good portion of the campaign. A powerful wizard who is in opposition to the PCs, for instance, needs to be drawn in some detail - at least in the Game Master's mind. What kind of a person is he? How does he affect subordinates? How does he lay his plans against foes he clearly regards as inferior worms? Sauron, in the Lord of the Rings, is not really encountered until the very end of the trilogy. However, we know him well from the actions of his minions. Orcs under his command, for instance, are petrified with terror of Sauron and his Nazgûl lieutenants - so much so that they maintain a rigid discipline even when removed from their direct scrutiny and supervision. On the other hand, it is clear that the Orcs will be more lax and prone to commit breaches in discipline when their leaders are less powerful.

Taken along another line, the new C&S contains a section on the mental set of Demons. Very powerful Demons will have an arrogance and a sense of power that often blinds them to the chance that a seemingly weak opponent can still stalemate them or even defeat them. This is the fatal weakness, the Achilles Heel, that renders them open to failure. Every NPC, human or otherwise, must have such a fatal flaw, and it often is related to a quirk of personality. Without role play, such weaknesses become quite irrelevant. Even mighty Demons like Lucifer are people, too! They make mistakes. They can be fooled. They can overreach themselves. They can be corrupted or bought. They can be too clever for their own good. They can be surprised, baffled, shocked, and bewildered when faced by the unexpected. But only if the Game Master abandons his all-knowing position as referee and descends into the arena to enter into their skins and act as they would likely act in the situation.



## On Being a GameMaster

Every role playing game must have a GameMaster - also variously known as a Referee, Dungeon Master, World Master or StarMaster, depending on the game under discussion.

In the final analysis, everything that happens in a fantasy role playing campaign is under the management of the GameMaster, and he more than another person bears the responsibility for any successes or failures that are encountered during the course of play.

First of all, the GameMaster must be a master of the rules-- both those contained in the rulebooks and the ones which he has designed himself or else modified to suit his gaming style. He has the task of acting as a Referee. He must impartially and fairly apply the rules. When a dispute over the interpretation of any rule arises, he alone has the final decision as to what the rule means or how it will be applied.

Secondly, the GameMaster must be a creator of world. He must use the rules and a series of maps, charts notes, and adventure scenarios, which he has either designed himself and/or purchased to go with the game, so he can create a fantasy world fit for effective role play.

World creation is a task that depends upon the imagination, expertise, intelligence, and plain common sense of the GameMaster. Done badly from the first, fatal flaws will be built into the very fabric of the fantasy world-- flaws which will later return to haunt the GameMaster and the players.

Third, the GameMaster must be the teacher and advisor. His task is to instruct Players about his view of role playing so that they know how to conduct themselves. He must explain the broad outlines of the world in which the Player Characters 'live', so that the Players understand how to deal with it. He must present his decisions on the meaning of specific rules, clarify any rule changes or new rules he has made and assist players whenever there is a difficulty in working with a specific rule.

Fourth, the GameMaster must be a storyteller. A fantasy role playing game is a kind of enactment of a heroic tale and the GameMaster is the narrator who tells the story and keeps everything

tied together. This begins with the design of specific adventure scenarios. Well-conceived scenarios will quickly excite the imaginations of the players, who will add to the general outlines of the story through role-playing their characters as the events unfold. It is the GameMaster's job to respond to the actions of the player through their Characters, changing and modifying his general story line to match the effects the Players are having on the course of the action. In short, the GameMaster must be prepared to accept the fact that the players are also storytellers who can influence his own plans and ideas.

Fifth, the GameMaster must be a role player. He must take the part of Everyone Else in the game besides the Player characters. All of the Non-Player Characters, Monsters, and Beasts the Player characters meet are under the control of the GameMaster. He must quickly breathe personalities into his PCs so that they acquire an identity all of their own. Role playing demands personal interactions between the personalities in the fantasy world. If the GameMaster does not allow his PCs to evidence a 'life' of their own, complete with motivations and goals based upon their situation rather than his own 'plans' the whole activity is really a farce. Indeed, if the GameMaster really thinks about it, he will gain much enjoyment by truly role playing his NPCs and Monsters. It may be the only time he has a chance to run characters.

Finally: the GameMaster must be a bookkeeper and clean-up man. It may sometimes seem a thankless job, but it is necessary for a successful campaign. The GameMaster has to keep track of all the important details so that everyone else knows what is going on, moment by moment.

Put in dramatic terms, the GameMaster is a combination Playwright/Director/stage Manager/Producer/Actor. Put another, perhaps more frightening way, the GameMaster is Fate, God and Everyone Else besides the Player Characters in the fantasy world. GameMastering is a great responsibility, but it is not as difficult a task as it appears if the GameMaster knows his material, is organized, and has prepared himself beforehand. Indeed, it is an immensely satisfying experience.

## Mastering the Rules

Clearly, the first task facing any taskmaster is to come to terms with the rules. This is a task so obvious that many FRP referees actually overlook it in their eagerness to get on with planning a fantasy world and starting up that exciting role playing.

First, simply skim over the rules. Don't try to absorb everything at once! The purpose here is to acquire only a general impression of what is present in the rules and what they are trying to do. You cannot begin to pull the whole picture together until you had an idea of what you have to work with and what your personal intentions are to do with your own campaign.

When you have a general overview it is time to read the rules more carefully, this time with an eye to what will help you to set up the kind of fantasy campaign you want. At the same time you should have some idea of what you want to do.

Once you have settled upon the kind of fantasy world you wish to create, the rules will begin to fall into place for you. Consider the tasks you have as a GameMaster, and the order you will have to perform those tasks. If you take things in order, you will find that the problem of understanding the rules will largely resolve itself into a series of steps. In other words, you will learn and master the rules as you need them.

For example, the first stage in preparing for a fantasy role playing campaign is to design the world in broad terms - mapping it out, giving it a history and social background, and deciding what will probably happen in it. The rules required here are primarily those concerning design of feudal baronies and nations and these covering social organization and behavior. Once you have painted in the broad details, it will be time to decide on specifics, such as what Magick User types will be allowed in the campaign (if any), which Monsters will be used or set aside, etc. Only as your view of your world becomes clearer will you need to familiarize yourself with specific areas of the rules. When you have to make a definite decision about a given feature in the world, that is the time to look up the relevant rules, decide how much of them you are going to use, and perhaps even draft a few modifications or new rules to suit your own fantasy world.

Or, again, the time to pay careful attention to Character generation comes at the moment that you have to decide which Races will be allowed for Player operation in the campaign. You will assess the Capabilities and roles such Character Races will have in your world. If you happen to find Hobbits silly, or think that Elves are too powerful and too difficult for Players to handle properly, relegate them to NPC (Non-player character) status or eliminate them from the game completely. A close look at the Non-player Character statistics/profiles will be of considerable use as this time because they give a general impression of the relative capabilities of the various Races and these can be compared to those of the Monsters and Beasts in the Monster profiles.

When making such assessments as outlined immediately above, a general review of the combat and magick systems might also be in order, but the intent will still be to check out one's impressions, not to absorb every detail of the systems.

By the time that you are populating your world with specific personalities, you are designing your first scenario. Some NPCs will be designed from the ground up, like Player characters, because you will want very unique and memorable NPCs for certain situations. That provides practice with the Character Generation system and any others having to bear on that NPC. You will also be

taking a look now and then at the combat systems, etc., as they apply to a particular Monster or Beast you are placing somewhere along the route of the adventure-- this time with an eye to seeing that the encounter is reasonably 'balanced' and can be handled by the players if they are skilful and careful. Again, you are reviewing the rules.

By the time you are meeting with your players and introducing there to the game, your knowledge of the rules will be considerable. You will have thumbed through the rules enough to know where everything is, more or less, without fumbling through the table of contents each time you have to point out something.

Helping the Players to design their own Characters will once more reinforce your own understanding of the systems and assist you to make improvements in your own NPC designs. Hopefully, by this time things have progressed to this point, you are very familiar with common actions covered by the rules-- movement, fighting, acquiring and using skills, etc.-- so that you can explain them to your Players. If a few of your Players also have acquired the rules, they can assist in helping everyone understand how things work in the game. Several practice sessions, in which combat or magicks casting or enchanting are run through in order to establish standard procedures, are definitively in order before the first scenario begins. Your role has now shifted to 'teacher' and 'advisor' and how well you teach the rules to the players will determine how quickly things get off on the right foot.

You will find that such preparation will acquaint both with so many of the commonly used rules that you will rarely need to look up such things as how one listens at a door to see if anyone is on the other side. In fact, you will often handle routine matters without bothering to look them up at all, trusting in Your feel for many rules to lead you to the right decisions in non-threatening situations or situations in which the outcome of an action should be pretty obvious.

At the same time, exercise common sense. When a Player Character has the risk of loosing because of your judgment calls, do not hesitate to call a momentary halt in play to look up a particular rule you feel you are unsure of you cannot remember. Never forget that many players regard the rules as a kind of 'Bible'-- a form of protection against the arbitrary behavior of other Players and the GameMaster. Stopping play for a moment to look up a contentious rule might save a lot of time later when someone point out that you were wrong 10 or 20 minutes ago.

In this regard, always inform players beforehand if you have made any changes in some basic rule in the game or have added a rule of your own. This does not mean you have to tell them that some monster or weapon or trap not documented in the rules is lurking around the next corner. That type of 'surprise' is legitimately part of your campaign, and Players learn about them through experience. But if you have devised, for example, an alternate method of combat or a new way of casting spells, or whatever, you must inform the Players so that they, too, know and can use the rule to their advantage.

This last point brings up the whole question of GameMaster fairness and will be discussed under a separate heading because of its importance.

## Mastering Oneself: playing fair



It should be clear by now that the GameMaster has a tremendous amount of power in a fantasy role playing game. The question is whether the GameMaster has come to terms with himself before he begins to exercise that power.

What are you trying to do in your campaign? Are you attempting to entertain your friends by presenting them with a fascinating new world to explore, with a genuinely fair chance of success and glory?

Let us speak bluntly, for its is time to assess your attitude toward fantasy role playing and your sense of duty to your players.

First of all, consider the sheer power exercised by the FRP referee. He shapes the very form of the fantasy world and decides what shall be in that world, and where. He decides what rules will be applied as written, modified or replaced by others. He conducts most of his activities in secret in orders to maintain suspense and catch players by surprise, keeping them on the edges of their chairs by the almost constant threat of disaster that is averted only by quick, heroic, and skilful action. Consider also that he knows all of the secrets about the player characters-- their characteristics, abilities, the weapons and money and magick carried. -- everything!

**The Judge/Referee:** The FRP Judge/Referee takes his role is an impartial referee quite seriously and tries to keep personal interference out of the game at all times. He regards fantasy role playing as a kind of contest, in which the players and their Characters stand to 'earn' or 'win' something from the game. The Judge/Referee thus take the rules very seriously and applies them equally to the Player characters actions and also to his own actions in the role of GameMaster or as player of NPC's and Monsters. He has the insight, skill and common once to know when and how to apply the game systems so that the result is generally appropriate to the situation developing out of the role play. He is also inventive and rarely hesitates to 'fine tune' rules and game systems by changing them slightly, or even to replacing them with others of his own design or else borrowed from other games.

Such an approach in particularly effective and appropriate to FRP campaigns that are episodic, concentrating on specific adventure scenarios run for the sake of solving specific problems. Emphasis is placed upon player skill with the gaming systems and the ability to gauge the odds in a calculated risk so that success is

forthcoming. As the same time, mistakes are regarded with some disapproval. The purism Judge/referee believed inherently in the game systems he is using, as modified to his personal view of what is fitting and right. He refuses to load the odd in favor of the Player characters or in his own favor as operator of the fantasy world and the denizens that inhabit it. The dice are rolled, the probabilities consulted, and the event occurs as listed in the relevant chart or table.

There is something eminently fair about such an approach. The Judge/Referee often 'wings' it without consulting the rules or using the game systems to determine many things happening in the game. He knows that most routine events would likely take a certain court anyway, so the depends on his own judgment. But at all crucial point in the action, he still pulls out the rules and depends upon the dice to make the final decision. If a Player gambles and loses, and his character is lost-- so be it!

There is absolutely nothing wrong with this view of fantasy role play. It is fair, and it does lead to much enjoyable gaming. As the same time, there are some role gamers who regard FRP as something other than just a contest. They enter the activity with the genuine desire to simulate life in an imaginary world. Such an activity looks far beyond the solving of problems and the resolution of conflicts. In a campaign run as simulation, the impartiality of a formal game tournament is not always desirable. This leads to another type of GameMaster:

**The StoryTeller/Referee:** The storyteller combines the general approach of the Judge/Referee with the desire to spin out a rather lengthy tale of heroic proportions. Such GameMaster are lovers of role play in the most complete sense of the term.

The StoryTeller sees the rules as existing only to give some objective method to predict the outcomes of visions actions chosen by the Players and by himself as GameMaster. He also regards all rules as being general guide to play, and accepts the possibility that a rule cannot always cover what anyone is trying to do in a specific situation. He therefore reserves to himself the right to change the odds (almost always in favor of the players when he does so) to meet what he believes to be appropriate in the circumstances.

The StoryTeller values roll playing for its own sake and delight in the Players who really 'get into' their characters and act like the people they are pretending to be. Because he has a send of story, the StoryTeller often allows the players to 'get away' with things that would be counted as fatal errors by the Judge/Referee. If an outrageous move is carried off with Panache and style, he will pause and consider its value in furthering the long-range goals he has set for the scenario. Often, he concedes that the idea is going to lead to something better that he himself had planned for, and allows the Character to succeed where the game systems themselves might hold out a high chance of failure. The idea is to promote fun and excitement for all. If the role playing is in character, and the effect of a Character's role play promises to be 'interesting' it may take precedence over the 'rules'.

The only 'rule' we recognize is in the form of a question: did the decision further the enjoyment of the group or not? Everything else is subject to the ultimate ruling of the fair minded GameMaster.

Clearly, what is 'fair' in a role game depends upon the view the GameMaster himself takes toward the activity. The Judge/Referee applies the rule with some rigidity, but he at least understands why. 'Fair' to him means that everyone and everything is subject to the same chance under the rules. Finally, the StoryTeller agrees with the Judge; but in addition to applying the rules evenly in most circumstances, he sees nothing wrong with giving the benefit of the doubt to a Character when it furthers the story and does none bestow upon the Character a significant and lasting advantage over anyone.

Put simply, the StoryTeller believes in Fate. He therefore tempers the rules with mercy. This is not favoritism, just mercy that allows a Character to be 'shaved closely' while escaping to fight yet another day. The StoryTeller accepts his almost godlike power for what they really are. He understands that his responsibility and first duty is to his friends sitting around the table, not to a set of rules and the idiot rolls of the dice. What will entertain? What will improve on the scenario? What will be best remembered and talked about later on?

Make no mistake, though. Characters are still going to die in the StoryTeller's world. They die because everything is cast at a heroic level. and true heroism demands the taking of great risks by facing dangerous adversaries. The High Art of such GameMastering is to bring Characters to the brink of extinction again and again without engineering their deaths for the slightest mistakes. That means he has to meddle with the probabilities at times because he may have gone too far himself and overmatched the Characters with too formidable opponents in order to provide the heroic atmosphere. At such times, his uses his not inconsiderable skills as a role player to extend to the Players a chance to 'talk their way out of trouble'. He may actually kill off an entire party in a fierce combat. Only the Characters awake next gaming session and find themselves alive, bandaged, and languishing in chains.

Stripped to their loincloths, deprived of all their hard-won treasures they, face enslavement in the galleys. Not at all a bad price to pay in return for continued life! At the same time there is the prospect of the escape and the recovery of their of their property to look forward to. And when death comes, it is the death of a true Hero, hacked to pieces with the bodies of his enemies heaped about him.

That makes for a remembered life and a remembered death-- something a Player can look backs on with some pride.

Fairness, then, is really giving the Players a run for their money, the very best in excitement and entertainment that the GameMaster can deliver. Anything less is simply not enough.



## Creating a C&S World



As a GameMaster, you must create a 'world' for role play. First, understand that all 'the rules' and 'system' governing the creation of a feudal society in C&S are presented as general guides. A lot of changes can be made without doing real violence to the rules as a whole. Further, many of 'the rules' are in the form of backgrounds information and suggestions. These are intended to help the GameMaster understand how feudal societies operate, and the way in which people in feudal cultures think and act. The idea is to develop an atmosphere of life in the fantasy world which has a 'realistic' feel to it, not to simulate a literal feudal folklore right out of history.

The Players cannot be expected to behave in character if the world of the fantasy campaign has no definite social and cultural elements to offer. Role playing requires atmosphere and customs, manners and traditions, and all the trappings of a society to work well.

If the GameMaster is really interested in developing this aspect of his fantasy world he should consult a good reference on the subject of feudal life and manners. A mere history text will not do, as most tend to be sketchy on this subject and deal with broad political, economic and military topics. We recommend William Sterns Davis' *Life on a Medieval Barony* (Harper & Row, New York: 1951). Other excellent references are also available.

The GameMaster may also have a specific work of legend or fiction in mind as the general setting for the campaign. If it is the world of Tolkien's *Lord of the Rings*, for instance, many very useful hints will be obtained by a close study of the *Rings* books and the *Hobbit* - not the least of which will be the maps and background history of middle Earth. Alternatively, the GameMaster might invent his own unique world. If he does, it is wise to make some notes to cover essential features of it in that world. There can be shown to the players as a general introduction to the worlds their Characters were born in.

The world design systems in C&S are themselves a generalization of the basic features of most feudal societies. Indeed, no Single nation in history is presented in the gaming systems. There is a strong element of historical accuracy present, but so are purely imaginative elements of such worlds as those of kind Arthur, the Charlemagne epic, the White Company, Ivanhoe, and a host of others.

Whether a strongly historical or in romantic/legendary world is developed the GameMaster must decide what period in which the campaign is set. This establishes many leads as to details of dress, weaponry, armor, equipment, and even skills might be available. Slavish concern of historical accuracy is not needed unless the GameMaster has a powerful personal interest in such matters. As a basis rule however, DO NOT FEEL THAT YOU MUST BE ABSOLUTELY FAITHFUL TO WHAT ACTUALLY WAS. Often, you will find that much more enjoyment will be gained bad attempting to depict what should have been or might have been. Even in the traditional legends, this role was followed. King Arthur's great epic, for instance, was told by much later generations as if Arthur and his warriors were 14th century knights devoted to title ideals of chivalry, not Romanized British Celts clinging to the last vestiges of ancient civilization in the face of rising barbarism.

It might be asked at this point what C&S is played in a feudal setting.

First of all the broad outlines of feudalism underlie a vast number of fantasy worlds of fiction and legend. Aquilonia of Howard's *Hyborean* epics bears a close resemblance to a feudal kingdom, for example - complete with massed Chivalry, restive barons chafing under the strong rule of a barbarian 'usurper' who seems to understand the need for strong central government better than his supposedly more civilized vassals, loyal yeoman archers bad pikemen, a frontier threatened by the barbarians who resemble stout Viking stock or wild Celtic warrior. Of course, there are a lot of elements drawn from other traditions as well, but the world of the *Hyborean Kingdoms* spans the equivalent of all of Europe, much of Asia, and Africa to the equator. One care expect diversity.

Also, to be truthful, the very first role playing game ever produced was built upon a set of medieval war gaming rules and its popular successor still retains all of the elements of feudalism - complete to the armor and arms carried by the Characters.

Nor is a feudal model in anyway limiting upon time the imagination and creativity of the GameMaster and the players.

Limited in what way? Howard and Tolkien, to name only two examples, built fantasy worlds in part on feudal models. So have numerous other authors. Why should an FRP game be different? Also, C&S has evolved many other model societies for FRP use - Nordic, Celtic, Mongol, even a totally imaginary society of intelligent Saurians whose culture is truly alien by almost any standards.

By beginning with known elements, a coherent and sensible world can be created for role playing. Earlier, it was pointed out that rules are necessary to govern any game. Rules prevent the action from getting out of hand and stop everyone - Players and GameMasters alike - from forgetting that it is a game and doing what they like simply because they want to. Without rules there is no game.

What better set of rules for role playing imaginary people as if they were real can be found except in the rules that govern an entire society? The trouble is that role playing is not a simple activity. It is a lot more than rolling dice to summon up a monster or find out if a sword struck or a spell worked. Role playing means trying to become in one's imagination a totally different person. How better to do that than to pretend to be someone you can find out about? How Knights were expected to conduct themselves is a known quantity. The rules governing conduct of serfs, yeomen, townsmen, clerics - everyone in feudal society - are known and set down in plain English.

Role playing is Characters and Non Player Characters talking with each other, doing business with each other, cooperating with each other, and sometimes fighting alongside of against each other. There have to be some rules to govern all of these activities. A lot of rules have to remain understood because there is simply no way to put them all down in gaming terms.

In many ill-conceived FRP campaigns, the referee makes up a few such rules, often as he goes along. That could be well and good, provided that the referee always known exactly what he is doing and can predict the future consequences of his sometimes sudden pronouncements about the way things are or the way things are done in his world. But the fact is that a referee caught in this situation sometimes makes mistakes and the whole campaign suffers because he really has little more understanding of his world's nature than do his Players.

A lot of hard-won experience went into the designing of the basic C&S around a feudal setting. It is a starting point from which a purely unique fantasy world can be built. We learned at great cost that one cannot operate an entire world without a lot of background and rules to guide you. The rules we mean are the rules of society. Men, and quite a few other fantasy races as well, are social creatures who must live with others of their kind in order to be themselves and not something else so alien as not to be recognized as anything familiar. We are men. We live in a society of men. We are creatures of order and law.

All human knowledge and research, not to mention all good fiction, has demonstrated again and again that NO SOCIETY HAS EVER EXISTED OR COULD CONCEIVELY EXIST WITHOUT RULES OF CONDUCT.

Question: What gives any value to the imaginary treasure a Character find in an imaginary dragon horde?

Answer: There is a society somewhere out there back of this wilderness. In that society, there is a system of economics which places value on gold, silver and jewels and has an accepted procedure by which such treasures can be exchanged for other goods and services. In a Society wealth is a form of power to be used to obtain what one wants. Without a society and an economic system that works and makes sense, without a set of rules to govern business transactions, all that treasure is only pretty decoration.

Question: What are we going to do about that Character who keeps bullying ours because he is bigger and stronger and feels he can do anything h likes because nobody can stand up to him?

Answer: We band together. In short, we perform a social act by uniting in common purpose to pull him off his high horse. If we don't kill him outright, we will lay down the law and tell him exactly what we expect of him if he wishes to continue breathing.

That last situation can occur even in the social vacuum of a *Dungeon* campaign that lacks an outer society. It is the beginning of human (and allied) government in the face of totally selfish wilfulness to impose law and order. No group of people, however small, can live without such rules. The alternative is utter mayhem, total lawlessness marked by brutish savagery and avarice - murder and theft in profusion.

Only rabid animals act that way. Even be admittedly evil goblin races have a king, officers and lots of rules to govern the conduct of practically everybody.

It is the task of the GameMaster to develop a world view that includes just enough of a social order that there is something to measure Player conduct by.

It should also be remembered that some of the greatest adventures in fantasy literature are often based upon the conflict of the Hero with society itself - the most formidable of 'monsters'. Returning to Conan the Conqueror, remember that the Hero is continually running afoul of the local authorities and has to flee the country, with the minions of the law hot on his heels. Imagine how boring it would really be if Conan bashed a local noble because he had grabbed and made unwelcome advances toward the bargirl that Conan was wooing, and nobody appeared to bring the barbarian to justice. But in order for that to happen, and make sense, there has to be someone in authority. There has to be a social order that puts nobles in a protected, privileged class, complete with laws against commoners and barbarians bashing them around. Otherwise, the whole thing is an arbitrary contrivance engineered by the writer (or the GameMaster) and makes no sense when one really thinks about it.

An enterprising GameMaster with a lot of time on his hands can, of

course, develop the entire background for a nation or a bunch of nations- - complete with social structure, laws, customs, history, etc. That task, we assure you, is a monumental one because that is exactly what we did to develop C&S and all of its supplementary works. It is easier do start with something that already exists and modify it to personal tastes and needs.



## Developing Scenarios

Once the GameMaster has developed the background for his campaign- -which can be as diverse and detailed or as limited as he wishes, provided he builds in the capacity for growth as the campaign proceeds- he must turn to the problem of designing an adventure scenario.

A 'scenario' is the outline of in adventure in which a group of Player Characters will attempt to accomplish some goal. This can be fairly open or it can be a very specific task.

Perhaps the classic scenario in FRP is the raid on some Place of Mystery- - a ruined tower or castle, usually haunted, is the stock setting for such adventures. The idea is, of course, to explore and penetrate the defenses of the place in order to loot it of some treasure or to retrieve some important magical item without perishing at the hands of the guardians who invariably lurk in the shadows.

A second setting for the adventure scenario is the trek through some wilderness, imitating such epic feats as the Fellowship in the Rings books or the questing of the Arthurian Knights. The adventure is far-ranging, offering unlimited opportunities for the Characters to meet a wide variety of NPCs and Monsters, both friend and foe.

A third kind of scenario is what might be termed the mission approach. In such scenario, the action begins in a settled area, with the Characters all gathered together in the same place. They may be simply sitting in an inn, between adventures. Or they may be engaged in routine businesses and vocations. Suddenly, it happens! The Princess has been kidnapped and is being held for ransom. The castle is suddenly besieged by invaders, and someone has to go for help. The King has been captured by his enemies, but his evil brother wants the throne and is blocking the collection and transport of the ransom. A dragon is terrorizing the outlying villages and is reported to be moving toward the capital. A band of Robbers is carrying out its depredations on the King's Highway. A friend has been arrested by the local authorities on what appear to be trumped up charges, and his heading for a certain hanging. We could go on ants on, but the bottom line is that Someone Has to Do something about This, and guess who has been selected for the job?

Of course, the situations will instantly be recognized as typical of a score of stories and more. The advantage to developed such scenario is that they all give the Players a definite goal to achieve. The StoryTeller/GameMaster will especially love such scenario, because they give him an opportunity to write a somewhat more detailed script to guide the action. The disadvantage in that the scenario cannot be tackled by the same Players twice.

Still, we do recommend the mission scenario whenever possible, simply because they are far quicker to prepare than the often monumental designs needed to develop a comprehensive and long-lasting Place on Mystery scenario. The classic Dungeon, for instance, can become a monster in its own right, with level after level of convoluted passageways and chambers populated by hordes on monsters, and littered with treasure. Unfortunately, the action bogs down into a repetitious series of searches, combats and looting. The action can be kept going for years, but the GameMaster Spend all of his time racking his brains for more and more clever and original trap, gimmicks, tricks, and monsters to keep the Players entertained and interested.

Somewhere in all that, the role playing is forgotten. The outer world pales into insignificance. Finally, the fantasy becomes only a deep, dark, damp, dangerous dungeon.

Consider how the great writers have handled such places. Tolkien presents the Mines of Moria as a place to pass through. It doesn't occupy all of the adventures' time and efforts. Le Guin presents the Tombs of Atuan as a place in which a valuable magical item is hidden- - to be retrieved and carried back to the real world so that a kingdom can be saved. Their lesson is that the world is more than a labyrinth, and the action belongs out there too.

Places of Mystery have meaning when made a part of a mission scenario. They can be made simple or fairly complex, the latter being a place to revisit later for some other purpose besides the one occupying the players as present.

One thing that GameMasters might note is that the basic C&S has dispensed with random appearance tables. If general tables of this type are desired for use with C&S, they are available in the Sourcebooks, which expand the basic world of C&S.

The reason for this lack of random appearance tables is that we feel that such gaming aids become an obsession with some GameMasters. We cannot possibly predict what you intend to do with your gaming scenario, so anything we design will automatically take control of your adventure. That is, our tables have NPCs, monsters and probabilities built in which might conflict with your view of your world and the specific aims of your scenario. If you feel you need such gaming aids, we recommend strongly that you develop your own limited tables of random appearance of specific creatures which are appropriate to the scenario, or even the specific place in the scenario, which you love designed. Better still, learn to trust and use your own good judgment and have NPCs and monsters appear where and when the action calls logically for their appearance.

## Running a game session: preparation

In a way, there are no recipes or any hard and fast rules for running a successful role playing session. Each GameMaster is faced with the problem of developing a personal style of presentation with which he feels comfortable. Also, the Players themselves have a considerable effect on the gaming because the entire activity depends upon their interactions with the GameMaster and with each other.

After the world of the fantasy campaign has been designed, and an adventure scenario is ready, the Players must choose their Characters for the adventure. Initially, a Character development session will be needed, in which the GameMaster assists the Players to generate one or several Characters for the campaign. Once each player has a character or two, launching into the action is much more direct.

Often, the Characters available for adventuring might be restricted to those who are 'in town' or within easy call at the point in the campaign's time line (calendar) at which the adventure begins. It is likely that past history will play a part in determining which Characters would be going on the adventure. For example, characters who had adventured together before and parted 'Friends' would be most likely to band together again. 'Enemies', however, would likely not risk the chance on treachery at the hands of the other unless the stakes were very high.

At this stage of the scenario, the GameMaster will provide any advance information that is forthcoming, and the selected Characters will outfit themselves according to need and the resources of their wallets. Usually, the nature of the mission is known in general terms, and some plans and informed decisions as to what equipment to take can be made.

## Running a game session: interaction

Once the initial preparations are completed, the adventure begins in earnest, the adventure progresses by the GameMaster and the Players stealing each other what is happening. Physical actions, maps, diagrams and miniature figures may all be used to supplement the descriptions and make them clearer.

The GameMaster informs the planers as to what is happening around their Characters. He should always keep in mind what the Characters could sense and know. All too often, inexperienced and secretive referees forget that a person can take in an entire room at little more than a glance. In a time of possible danger, one's senses are heightened, and a person will be alerts for anything suspicious- -which catches his attention if he could recognize it upon seeing/hearing it, etc. Thus, not everything need be described, but it something significant could be sensed and recognized as important, a Character would likely perceive it. Following this simple rule will prevent a lot of those situations in which a Character falls victim to something obvious simply because the player had not asked a question about it. He doesn't have to; his character, being an the imaginary world, might notice it instantly. If there is a chance of missing it, the GameMaster might consider a test-roll at some odds or other to determine whether or not the character did perceive the creature or object.

The Players respond to the GameMaster (and to each other) by telling what their Characters are doing and saying in the situation at hand. Sometimes, it is advisable to have one Player designated as the Caller for the group, speaking for everyone unless there is a need for any player to specify what his Character is up to. In a large playing group, a Caller is often essential, as no GameMaster can cope with eight or ten voices all speaking at once.

The Players are free to ask questions to obtain information about itself surrounding or the events and personages confronting them. The GameMaster can answer with additional details, clues and even irrelevant facts that are perceived by the characters but which have no real bearing on anything important (this can confuse the issue without anything really being held back). Players should not be allowed to ask for information beyond the reach of their Characters senses or beyond the Character's understanding. The last is especially important in true role play: Characters are not their Players, and thus they may be ignorant of things the Players would know to ask about.

A fairly classic example of calling in an FRP game is provided by the following situation. The adventure has taken a of group of four Characters to the third floor of a ruined tower, in which a number of brigands are suspected to be hiding:

GameMaster: 'As you reach the top of the stairs, you find a closed door. It is wooden, with iron bracings, and appears stout and strongly secured'.

CALLER: 'Is there anything on the other side?'

Clearly, the players must do something through their Characters to get any kind of answer to that question. The now traditional 'Listen at the Door' procedure will succeed or fail depending upon several possibilities. First, the Character will have to have fairly good hearing because the door is thick. Second, someone/something behind the door will have to be making some noise to be heard at all. Let us suppose that there are eight brigands in the chamber on the other side of the door. A fair bit of noise will be only logical - some kind of conversation, arguing, gambling, cursing, or whatever.

CALLER: 'The Thief listens at the door and also examines it to see how it is secured'.

GameMaster (making a 'listening' determination): 'He hears some voices from the other side. He doesn't know how many - several at least. The lock is a simple key mechanism - earns for him to pick'.

CALLER: 'He's picking it. Can he make out the conversation?'

GameMaster (making another determination to see if the Thief picks the lock): 'He'll have it open next turn. He can only make out a few words. Something about the loot they'll get when the caravan of merchants comes along the high road tomorrow'.

Confirmation of the identity of the men on the other side of the door has been gained. Obviously brigands! The party readies for a frontal assault to stake the brigands by surprise.

CALLER: 'As soon as the Thief has the lock opened, he'll step aside and kick the door in. The others have their favorite weapons out. Sir Cedric and Squire Jiles are going in first, shields advanced. Yeoman Mark teas an arrow ready and will shoot his longbow at the first target he sees once into the room. The Thief will bring up the rear, his throwing knives ready.

GameMaster: 'So it's a regular charge, then? With all the usual yelling and what have you?'

CALLER & PLAYERS: 'You bet! And they'd better be surprised'.

Play continues in this fashion throughout the session. Basically, nothing that is not stated verbally or in writing is assumed to have happened. This requires that the GameMaster and Players all have a strong sense of honesty and fairly good memories. For example, a Character who has a knife in each hand cannot draw his sword unless he does something with one of the knives - either drop it or throw it. Or again, the GameMaster must watch out for the things that the Characters are doing which alter their perspective on the action. For example, if a Character turns to follow the movements of an enemy, he might not see another foe lunging at his back. In action sequences, the use of miniature figures greatly aids everyone in seeing instantly what is happening all around the characters and others in the situation, and avoids long disputes about who could or could not see what.

Another element of role play sadly neglected by some Players and GameMasters is dialogue - what the Characters and NPCs/Monsters actually say. If role play ever meant anything, it is here. The purists among us argue that anything a character says must be in character and will have an effect on those overhearing his words. If one is asking some directions of another, for instance, the manner of address and the tone of voice are very important. A smart-alecky Commoner responding to the question of where the nearest inn is located might find his ears being boxed by the outraged Knight so rudely address, or even worse. Inexperienced Players often do not understand that ideas about equality and individual freedom are alien to most cultures besides our own. A few such lessons might teach them manners.

Some very expert groups go so far as to forbid discussion of game systems and which one should be applied, or what the odds are, etc., during the course of role playing. This form of gaming emphasizes role play to the extreme. The Players are pretending literally to be their Characters at all times. If they discuss strategy, it is in terms of what they, as imaginary personages, are going to do; never do they step out of character to plan as Players. Only when a game system is being applied will the person(s) involved speak of the odds, etc., in order to carry out the action.

Some GameMaster also forbid reference to many sections of the rules before an action is carried out by the Characters. That is, no Player is allowed to look up something to refresh his memory about a spell or monster or whatever. This approach is best used when a playing group is familiar with the rules, and it again tries to emphasize role playing in character. After all, since when does a fighter look in a rule book just before deciding which weapon to draw? Only when combat is joined will the appropriate tables and charts will be consulted.

Many GameMasters also go to real time when decisive action is required. In short, the Players have to make up their minds right now, not step out of character and discuss what they are going to do about an unsettling and rapidly developing situation.

GameMaster: 'The Black Knight is lowering his lance.'

PLAYER 1: 'Geez, guys, I think we'd better figure out what to do about this.'

PLAYER 2: 'Only one of him. I'll cut loose with my heavy crossbow. That should..'

PLAYER 3: 'No- wait a minute. He might be bluffing. Besides, we can get into a lot of trouble if we shoot down a Knight. We're only Commoners, you know, and this is foreign Territory.'

GameMaster: 'He's charging across the bridge.'

PLAYER 2: 'Come on, guys. We gotta do something fast!'

PLAYER 1: maybe if I cast a sleep spell... ?'

PLAYER 3: 'Whet if you fail ? Its only thirty yards. I can drop him at this range....'

GameMaster: 'I doubt its.'

ALL: 'Why?'

GameMaster: 'because you clowns have wasted so much time, he's here already, Lance at Number One'.

The fact is that the charging Warhorse has already made it over the bridge in real time and the indecisive adventures have a mounted Knight in amongst them. This sort of thing stops the game playing and brings on the excitement and frustration of real action. Think fast, or die!

## Running a game session: role playing the others



One of the most important tasks a GameMaster has is bringing the Non-player Characters (NPCs) and the monsters 'to life'. The GameMaster plays the part of all the creatures in the campaign not under direct Player control. If he is expert, he will speak and act in character for at least the major members of the cast under his control.

Non-player Characters fall into several categories of complexity and depth of role play, with importance and personality development which are equivalent to actors/personae on a stage.

Extras: Some NPCs have little more than walk-on parts to play. They are typically the non-combatants who populate the world and serve to deal with the Characters in small ways - the peasant standing by the road who points the way to the castle; the wine merchant who tries to cheat the group by selling poor grade wine as vintage prices; etc. When one of these gets in harm's way, he is usually doomed.

Rabble: The rabble are a bit more able to put up a fight and often represent the assorted cannon fodder of the men in ranks. Their main purpose is to get killed, either valiantly joining the Adventures or else fighting against them in some desperate combat. Like the Extras, they are relatively faceless personages, with limited character development except in so far as a specific trait is important to advance the action.

Minor NPCs: Such personalities function like the Player characters and have a background and character which suits the part they must play in developing the action. Generally, the more important the part to be played, the more the GameMaster will put into designing such an NPC to help both himself and the Players understand the place the NPC has in the unfolding scenario.

Personality NPCs: The major figures in the fantasy world may be developed in considerable detail and evidence qualities and talents which rival or even surpass those of the Characters. Personalities are NPCs who have achieved importance in the campaign - great heroes, villains, lords, mages, etc., with whom the Player Characters must cope. Personalities may be allied or opposed to the Characters.

Monsters: an addition to members of the central races, the GameMaster will have to operate a wide variety of monsters. Many will have personalities and they can be rated in much the same fashion as standard NPCs - particularly if they are intelligent creatures. GameMasters are advised to recall their readings in fantasy fiction and legend. The Blatant Beast in "The incomplete Enchanted" for example - is forestalled from making a meal of De Shea by a rather uncouth and ribald poem. Again, the Orcs capturing two of the Hobbits in "the Lord of the Rings" prove to have their own worries about the Knights of Rhorrim and their own employer. GameMasters who allow motivations other than 'Kill! Kill! Kill!' to the Monsters will discover that they offer excellent and enjoyable advantages and opportunities for Superb role play. Orcs, Goblins, Trolls, and related types are, for instance, potentially corruptible with gold and silver. And they get scared when the heroes are thrashing them in a stand up fight!

Beast: The GameMaster must run all of the animals in the game. If he has some understanding of animal behavior he should use his knowledge to direct the actions of the beasts. Not all wolves, for example, are ravaging killers who attack to the last pack member. They are wily creatures who are able to assess the odds and can count casualties well enough to know when to break off an attack. Lions, tigers, panthers and leopards attack from ambush with a sudden rush. Faced down, they tend to withdraw, especially if they are confronted by several yelling, aggressive opponents and have a bold hole.

In general, the same remarks directed to Players about how to play their Characters are equally applicable to the GameMaster. The one truly unforgivable sin here is playing NPCs, Monsters, and beasts like mindless robots who relive no feeling and natures of their own except to kill the Characters. The real skill and imagination of the GameMaster is revealed in his role playing of the Others in the

campaign.



## Running a game session: long range perspective

Unlike most other games, role playing rarely ends after a single session. Rather, it is an ongoing activity which can span years or decades in gaming time. The main thrust of FRP gaming is to develop a biographical/autobiographical story which presents the lives of the Characters. If I play with skill and luck, a Character may enjoy a long life in the campaign.

This means, plain and simple, that the GameMaster has to gauge the long-term effects of the developments of a moment. Allow a Character to acquire a superb magical weapon or magnificent magical armor, and you may have rendered him all but invincible. The Character begins to mow down his opponents with an ease that soon causes everyone to lose a bit of anxiety about his fate. What was before a fairly reasonable gamble in the face of death - a genuinely heroic situation - now becomes a sure thing. The duel between matched opponents degenerates into little more than a series of mindless murders.

Some role playing games have specialized in this gageteering to sensationalize the action. Unfortunately, once begun, the GameMaster is forced to introduce some impossibly fearsome opponent equal to the challenge of the super-armed hero.

At the same time, it should be recognized that characters will tend to start out initially with relatively limited fighting/magical abilities once equipped. With time, they grow in skill and available resources, becoming more and more formidable opponents. Their challenges should be increased proportionately, so that there is always a sense of danger and uncertainty in their minds.

In some instances, Characters will fall into situations which are clearly beyond their current ability to handle. In such instances, it is the duty of the GameMaster to exert all of his skill to make sure that a scenario can be resolved through skillful play, brave and decisive action, and perhaps even a few (carefully disguised) interventions by Fate (the GameMaster). Never should a scenario be devised its an almost certain deathtrap - particularly if there is a possibility that a character or group of Characters could fall into an impossible situation by an accidental bad roll of the dice. If such an occurrence happens, and the group does meet up with the Demon who can blot them out in a trice, a bolt hole should be built in so that they can run like hell and get away.

The sole exception to the foregoing is the scenario which is very definitely known to be very lethal, and which is presented as a line of play which the players can freely choose to follow if they wish. In such instances, everyone knew more or less what he was getting into, and once accepted the challenge is then fair.

Super weapons and armor can be introduced with a condition on their use. The idea behind the magical weapon or magical device lies in the mission concept in many stories of legend and fantasy fiction. That is, some weapons exist for specific purposes, and they may be temporarily delivered into the hands of a hero in order to see him through a challenge. In the Anglo Saxon epic, Beowulf, the hero sees a magical sword on the wall of the undersea cavern in which the dread Sea Hag is fighting him. He slays the troll wife with the weapon, then cut off the head of her son, Grendel. When the deeds are done, the blade of the weapon melts away with the blood of the trolls. It is a banesword - designed to kill such terrible creatures, but destined to be destroyed even as it destroys the evil it was created to vanquish. Such magical items are the talisman of power, placed in the earth to provide aid when mere human powers are not enough. A good scenario may plant a number of such items along the way, each perhaps to be won through some encounter and to be used in an inevitable later encounter.

Such devices, coupled with a careful eye for balanced play, can avoid the worst evil of overmatched Characters or NPCs.

## Running a game session: the wider world out there

Many GameMasters make the mistake of concentrating on adventure scenarios or on developing involved dungeon complexes, forgetting that there is an entire world somewhere out there. That world goes on from day to day, often oblivious of the existence of the Player Characters except when their actions intrude upon the daily routine.

Put another way, as your campaign grows in scope, and your

conception of the fantasy world becomes more clear and detailed, the broader events and movements in the world's history will assume a life and purpose of their own. Many of these events will seem far removed from the lives of the adventurers. There will be wars, barbarian raids, depredations of bandits or monsters, revolutions, religious movements, plagues, famines and a host of other events either by accident or deliberate choice on their part.

The GameMaster can provide news of new regions and facets of his world just prepared for adventuring by announcing such events. This is a dramatic method of inviting the Players to become caught up in a new adventure, with fresh opportunities for glory, loot and whatever else they might be seeking. The more your campaign comes to encompass, the greater will be your need to develop the sense of a living, sensible world with its own stream of events happening from day to day. This is why C&S concentrates upon the simulation of an actual, documented segment of history and fantasy fiction - the feudal ages. Alternative worlds are provided in supplements, as well. By having a coherent social order to build on, a believable fantasy gaming world that really works can be created.

The value such a world has for long and enjoyable FRP gaming cannot be overstated.

## On being a Role Player

If you are a beginner, fantasy role playing may seem a bit baffling at first. With time and experience, you will come to understand what it is that you are expected to do, and also how to do it successfully. If you are already an experienced role player, you may have acquired a view of what fantasy role playing is about which differs from the one on which *Chivalry & Sorcery* is based. Every fantasy role playing game has its own approach to role gaming, and some are radically different from the approach and philosophy embodied in these rules. The following sections set out our ideas about role playing. Beginners and veterans alike are urged to Read them carefully.

## The Player

The term Player is used exclusively to refer to the flesh-and-blood person whose task it is to pretend to be and to direct the actions of a totally imaginary person (the Player Character) who live in the totally imaginary world of the fantasy campaign. The Player himself should master those parts of the rules which apply to his Character and the development of in personality for that Character.

## The Player Character

The term Player character (abbreviated PC) is used exclusively to refer to the imaginary person who lives in the imaginary world of the fantasy campaign.

We stress the imaginary aspect of the Player Character. The PC is not the Player. Rather, the PC is a role the Player assumes in the game, like an actor plays a role on the stage. The PC has his own physical and intellectual capacities, a range of specialized skills, and a personal history and social background often very different from that of the Player.

In short, the PC has his own life to live, and he exists quite separate and apart from the life and personality of the Player.

## Power Gaming

There is a certain kind of Player who, because of inexperience is unable to see the solid line that separates him from his Player Character. Such a Player undergoes an almost complete identification of himself with his Character, and loses in the process the whole idea of playing a genuine role. Everything that happens his PC he will regard as being done to him personally. Everything his PC does he regards as being his own personal feat. This is a lot more than taking simple pride in accomplishment as a gamer. It is becoming in an almost literal fashion the Player character.

This type of Player cannot see that others may be playing their roles completely in character. He will quickly take offenses at any other Player whose Character logically and naturally does anything unpleasant to his Character. He just will not see that his PC is not himself. The result is a twentieth century person, with twentieth century ideas and attitudes, playing a purely farcical and quite superficial role as a personality in another time and place. He never really gets inside the head of his Character. He never has his Character thinking, feeling, and acting like a native of the fantasy world. It's as if he put on a Halloween mask, but didn't change otherwise.

The whole purpose of fantasy role playing at its finest is to pretend that you are not there in the imaginary world. Your Player Character is there, and you must understand him and his world, sometimes forgetting your own personality and world entirely.

The Player who cannot do this will almost invariably turn into to a Power Gamer. He has something to prove about his own superiority, as a person and as a gamer, and he uses the role playing game to score points - often at the expense of other Players. The characteristics and abilities of his PC exist in his mind only as a

bunch of factors to be applied to the game systems. He is a rules fanatic, and assiduously searches the rules for every loophole. Weapons are chosen for their 'minimax' (minimum - maximum) capabilities, not for any other reason. He often discusses courses of action during an adventure solely in terms of the probabilities offered by the game systems, is constantly calculating hit points of one adversary or another, and spends all of his time trying to load the game systems in his favor. Give him a weapon or magical item of power, and he goes amok - pushing around the Characters of other players and annihilating just about everything in sight to build up his body count and experience levels.

Power Gaming is the natural result of a campaign that lacks any real semblance to a functioning world. The action is conducted almost exclusively in some totally lawless, often nightmarish place called a 'dungeon'. With no society, no laws, to restrain anyone, just about anything goes - and does! Emphasis is placed exclusively on success in killing, finding, and looting treasure so that Power-tripping Players can see their Characters/Themselves rise in power through obtaining experience points. Then their more powerful Characters/Themselves can go back into the dungeon to do more killing, finding, and looting to rise still farther.

The Power Game campaign is conceived as a kind of contest between the Players to see who can become the greatest in the playing group. Bullying and treachery are norms of behavior. After all, it one can get away with it, who is to stop them? There are no real laws, no police, etc., to prevent such behavior. Furthermore, because there is no fantasy society out there, the genuine Role Player is at a distinct advantage in a Power Game because playing firmly in character sometimes means doing things that are not the best in cold-blooded gaming terms. Thus the Referee is often responsible for Players' conduct.

Consider the following situation. A group of adventurers have come upon a vale of flowers in the middle of an enchanted forest. They are greeted by a pretty maiden who invites them to supper at her cabin nearby. Very hospitable. Also very dangerous, because anyone who knows legend also understands that a vale of flowers likely is run by to powerful Fey with great magical power. The roleplaying adventures accept the invitation, and discover that the wine they drink to the maiden's health in really laced with a potion of Change. They are largely unaffected, except for one who is a talking frog and another who is only two inches high.

Role Players accept the situation as to be expected. Manners dictate that they accept such a gracious invitation to dinner (especially since it is late). Manners also dictate the drinking of a health to their hostess, who has cooked them a fine dinner. All this is part of the whole chivalric tradition. Because the GameMaster plays the game too, he has his own plan in mind - and the plan requires a talking frog and a two-inch human. Because the Players know that be GameMaster also plays the game, they trust that being fully in character will lead ultimately to the highest of adventure, not abject disaster.

Power Gamers, on the other hand, would either decline the invitation or, upon accepting, view everything with the deepest suspicions. If the worst happened, and two of their number were altered in the manner described, swords and wands would be out and a certain young lady would end up vanquished, dishonored, and dead. Thus is, after all, the naturally paranoid reaction of a group of eternally hinted Players if a nightmare world with no laws except 'Kill the Characters' if they goof up. There is never any safe ground in a fantasy world designed for Power gaming. This means there is little, if any, room for real role playing.

## Role Playing



As a player, your job is to create an entire life and personality for your Character. Stand back from the action a bit and attend to the mechanics of the game, but allow your Character to do his thing as well.

The Player's task is to design his PC by generating random numbers on dice to determine the PC's basic physical and mental traits, and also the basic facts about the PC's social background. Using those bits of information, it is then possible to flesh out the PC as a living personality. One can choose a career for him - Fighter, Mage, Cleric, Thief etc. Specific skills, fighting abilities, etc. can be determined from the basic data once the choice of career is made. Optional systems exist to provide information on the moral nature, psychological health and physical appearance of the character. The Character generation system requires a bit of time initials. But if in is a full-bodied person you want for role playing you will indeed be able to develop a complete alternate personality with a viewpoint and goals all of his own.

The better that total Character development is done from the start, the more the PC will take on a life and style uniquely his own. As his life in the campaign unfolds, his experiences will begin to modify his viewpoint and his aims in life. He become a person.

There will be character identification in any kind of role playing. The Player will find himself saying 'I' and 'me' when speaking of what his PC said and did, or had done to him. But the Role Player will never forget for long that he is separate from his character. This minimizes any bad feelings that might develop otherwise when another Character does a dirty trick to a PC while staying in character. As a person, one perhaps has the right to be a bit irritated when his Character is victimized. But as a player, one has to recognize that another PC acting in character could be expected to act that way in the game. There is nothing personal intended in any action committed by a player Character who is acting naturally. Only if the Player operating that PC had stepped out of character and used his PC for his own ego satisfaction will one have a right to be truly angry.

Many fantasy role playing games encourage a very rapid generation of a character. Often, this consists of rolling dice a few times, noting down the results, and then getting on with the gaming scenario. Such an approach is perhaps fine for a Power Game approach. If genuine Role Playing is intended, this kind of Character 'development' is very simplistic and hardly useful to creating an alternate personality.

Many difficulties arising in role playing campaigns can be traced to friction between Players over the conduct of their Characters - who are really the power-tripping Players themselves, only thinly disguised by a heroic name and a role label like 'Fighter' or 'Thief'. The idea started off as having fun with a game, not to turn the activity into a means of settling personal differences between Players or to work out personal frustrations and aggressions by victimizing the characters of others. Bullies and traitors are never liked, particularly when others feel that the behavior is really directed at them. Just because its only a game does not excuse plain bad manners and bad sportmanship. We invite such Players to straighten out right now or depart from the playing group. It's a good rule. The playing group should be composed of friends who enjoy each other's company and imagination as they work out the legitimate escapades of their Characters. We don't have time of interest in troublemakers who interfere in our enjoyment of the game.

The need for Characters to remain in character as much as possible is perhaps the chief reason why *Chivalry & Sorcery* is cast in a feudal setting. It could easily be a Barbarian society (Viking, etc.), a classical one, or one drawn from a work of fantasy fiction or even developed entirely by the GameMaster. But we need a society to tell everyone, Characters and Players and GameMaster alike, how things are done and why.

This keeps a lot of Player feelings out of the game encouraging everyone to concentrate on dealing with the real issues as hand. In a society, there are traditions customs, laws, and manners to guide Players as they direct the actions of their Characters. If someone decides to do a bit of Power Gaming, there is always Someone Bigger that victimized Characters (and Non-Player Characters for that matter) can turn to to bring the offender to justice. Even the toughest superhero cannot stand up for long against the massed might of a outraged populace and its leaders. If a Player insists upon playing his Character as a villain, a perfectly legitimate activity for role play, he should have to face the same consequences as any real villain does. Setting oneself against society is tot lake on the entire world, and a Player shouldn't complain if the roof falls in on a villain who does not cover his tracks and act in a manner designed to conceal his wrongdoings.

Who are you? Your answer to that question could take many forms. You might give a physical description of yourself, listing weight, height, eye, hair and skin color, distinguishing marks and a number of prominent physical abilities or deficiencies. You could make a general assessment of your intelligence; the areas you know quite a bit about; the specific interests, hobbies, and skills you have; things you know a bit about, but cannot be called an expert in; the things you simply cannot do or else do badly; etc. You could outline your value systems - how you decide what is right or wrong, good or bad, worthwhile or worthless. We could toss in religion and philosophic outlook here as well. Then you could give your view on proper manners and general conduct in public, and what should be done with people who break the rules. You could mention the different places you've been and the people you've met, drawing lessons from such experience which have changed your views and opinions and lifestyle. In short, you could assess your whole life, considering whether or not you have met your goals and describing your hopes end plans for the future in the light of your present knowledge, skills, abilities and personal habits.

It is no different for a Player Character in a fantasy role playing game.

Some elements that make up the personality of a Character will be present from the beginning, arising from the Character generation systems. Others will arise as the Character acquires a gaming history and certain traits and tendencies emerge as the style on that personality's way of doing things.

## Who wins in a role playing game?



Some role playing games emphasize the competitive aspects of play, with the amassing of high totals in the body count and experience points area being the sole aim of the gaming. This is decidedly not the case in *Chivalry & Sorcery*. One could advance in experience levels - which represent proficiency in certain areas - but there are many ways to do it besides an eternal round of seeking, slaying and looting.

The idea in a full-fledged role playing game is to play a role and see what happens. In short, we offer an entire world out there in which almost anything can be tried. Be a Lord. Attain Knighthood. Slay enemies, rescue fair maidens, and be a Hero. Be a villain. Do good. Do evil. Escape from the fields and become a free man. Seek knowledge and enlightenment through the pursuit of the Arcane arts. Save souls. Damn them. Anything you set as a personal goal for a Character becomes the most important measure of success or failure in the campaign. If your Character attains his dreams, he wins. If not, well - he died trying.

This introduces the heart and soul of fantasy role playing. One thing about such games that can confuse the new player, and which experienced Players should remember but forget, is that the game never end. There is no real way to lose except by dying. There is no real winner either, except those who survive. Indeed, to really complicate the picture, a Character's death can itself be a colossal victory if it is heroic and accomplished with style.



It is necessary for Players to understand that the essence of fantasy role playing is autobiographical. Players and GameMaster combine to tell the life stories of the Characters. We presume that the Characters are Heroic in stature. The adventures are the high points in the careers of the Characters, and months or even years in gaming time may be assumed to pass between some of them. An adventure may end, but the story never does until the Hero is slain or the campaign itself is ended. In a complete campaign, where Players have several Characters operating at the same time, the loss of one Character ends only his story. There are always many others remaining to unfold in yet another chapter of an ongoing saga of derring-do.

Being a Hero demands a campaign on an epic scale. The region in which the action occurs need not be a huge territory or need not involve a conflict of cosmic proportions. However, the challenges confronting the Heroes must be sufficient to produce high excitement and suspense on the part of everyone.

Players and GameMasters alike are urged to read some heroic literature - either the traditional legends or modern fantasy fiction - to acquire the necessary insight into what makes a true Hero. To be blunt, a Hero doesn't always weigh the odds - unlike some hyper-competitive gamers who mistake winning with rising in experience points. A Hero faces his doom bravely, defiant to the end, secure in the all-important realization that death hurts only for a moment, but Glory lives on forever.

Heroic role play demands that Players meet the high challenges, and that the GameMaster offer the opportunity for genuinely heroic deeds to be accomplished. The GameMaster has the task of matching up the opposition fairly to the skills of the Players and their general abilities of their Characters. Apply courage, cunning, and honor in equal parts, and no Character can ever really lose anything. The Player has stepped outside himself to don another personality, facing dangers and opponents unthinkable in his mundane, everyday life, until death finally takes him too - surrounded by the heaped bodies of his enemies.

Heroic Players must be the equals of Heroic Characters. A Heroic Player knows when to let go on a favorite Character. The die is cast, a death is demanded and his Character goes down - swinging all the way! There is nothing so pitiful as a Player who cannot

accept the glorious fate of a Hero. It demeans the example that Hero has set in his life.

True Role Players will discover that the Heroic Attitude will pervade their gaming. Stories of great adventures and magnificent deeds will be told and retold, establishing a tradition of excellence both in the campaign world and in the gaming group. This is the real pay-off in fantasy role playing. That alone is how to really win in role playing.

Thus the models for Character played should be taken right from the literature of fantasy and legend - King Arthur and his knights; the heroes of the Greek epics; Conan the Conqueror; the Fellowship of the Ring; and scores of dozens of others who would risk all on a very slim bet to gain glory. Even the villains should be of Heroic Stature, as should those in the grey area between - Characters like Fafhrd and the Grey Mouser or their ilk, who often tread in the shadows between Heroic Champions and equally Heroic Villains.

The marvelous thing about fantasy role playing games is that one never really dies. Death of a Character always is succeeded by the birth of yet another Hero to take his place. The game never ends.



## Starting a Campaign

**B**efore you run a game, you need to know what kind of game you'll be running. Whether you write out the plans for the coming session in a dozen notebooks, scribble down ideas and key NPC statistics on a bunch of sticky notes or your computer, or just have a vague idea of a plot and a few names in your head, you'll need to prepare parts of your adventure before the game begins. Some GMs enjoy the challenge of presenting a "sandbox" for the players to explore at their whim, but even then you need to know what kind of things are in that sandbox for the PCs to encounter. And as a general rule, everything you can prepare before the game begins will save you time making decisions during the game. Even more important, preparation beforehand allows you to maintain consistency - few things ruin the suspension of disbelief more for a group of discerning players than having the Game Master call the local innkeeper "Radimus" one session and "Penelope" the next. Preparing for your adventure beforehand can help you maintain innkeeper gender identities and so much more!

Of course, the backbone of any campaign is the adventures that comprise it, be they an intricately connected series of plots and storylines or an open-ended sandbox of possibility. But where do these adventures come from? There are, essentially, two sources for adventures. You can build your own from scratch, or you can run a published adventure. Both options have different pros and cons, and you certainly don't have to limit yourself to only one choice for the duration of a campaign.

## Published Adventures

**P**ublished adventures are your friend. As a Game Master, you're going to be spending a lot of time as it is preparing for games - and when you don't have time to come up with an adventure, a published adventure can be a godsend. By studying how published adventures are put together, you can hone your own adventure-creating skills. And by running a published adventure for your group, you leave the details of invention and creation to the adventure writer, giving you time to focus on the game play itself. The most important thing to remember when using a published adventure, though, is that the writer of the adventure doesn't know your group the way you know your group. If you know your players are particularly paranoid and assume all helpful NPCs are out to get them, then a published adventure about a kindly cleric who's actually a shapechanged demon probably won't work well for your group. Feel free to change published adventures as you see fit, either while you're reading them or during play. If, for example, one of your players has written into his character's backstory that his father was killed by an orc shaman and he became an adventurer to someday get revenge on that orc, go ahead and change the hobgoblin shaman in the adventure into an orc. Adapting adventures to your group and your play style in this manner is an important part of running published adventures, since it customizes the experience to your group and makes it all the more enjoyable.

## Building An Adventure

**T**here are countless ways to build an adventure. The classic method is to simply write everything out beforehand. While this does get everything you need to know about the adventure down on paper, it's an awful lot of work. If you're the only person who'll ever be running a map of the adventure site, create encounters and stats, and have at it. An adventure need not look like much more than a shopping list - you only really need to write down what you can't easily remember come game time.

One important tip to remember about adventure writing - you're not writing a story. The main characters of the adventure should be the players, and they're missing from the tale when you prepare the adventure. Instead, think of the adventure as an outline for a script. You can have an idea in your head of how things will work out, but if you avoid making assumptions about what your characters will do in the adventure and instead just focus on creating the building blocks of the adventure (such as room descriptions, NPC motivations, statistics, and the like), you'll be much more capable of reacting to the unexpected when the PCs do their thing. Whatever you decide to do in your adventure, there are three elements that, if you prepare them beforehand, will save you a lot of time and anguish in the end - statistics, encounters, and treasure.

## Preparing for the Game

**Y**our job as Game Master begins well before the game session does. Your most important duty before a game is, of course, to prepare for that game. This means reading up on the adventure you'll be running (or perhaps even designing the adventure), preparing any props or handouts you might need to give the PCs, prepping the play area for guests, and so on. In the days leading up to the game, you should resolve any out-of-game issues that your players have - email is a great way to do this, since it creates its own written record you can use to add to your campaign journal.

This includes helping players level up their characters; answering questions they may have about using noncore rules and supplements for spells, feats, and the like; and providing them with answers to questions they have about the game world.

For example, say one of your PCs is searching for his missing sister, who was abducted years ago by a thieves' guild. You can drop in clues about this sister in the game, but between games, the PC might want to spend a few days investigating a lead in the local underworld or at the City Hall of Records. Personal quests like these are a great way for a player to build his character's history and personality, but they can get in the way of gaming when other players are at the table. If you can't afford to spend one-on-one time with players, handling these side-quests via email is a great way to take care of the situation. You should also ensure that all of the players can make the game, and if not all of them can, decide if the game should be cancelled or not. There are few things more frustrating than realizing that half your group can't play, especially if some of the players had to drive a long way to reach the game. If a player is absent, decide what happens to his PC. Can someone else play him? Does he gain experience and treasure as usual?

## During the Game



he bulk of this book provides the rules you need to adjudicate the game and run things, but there are many other problems and events that can come up that require you to think quickly before they become disruptive. Listed here are several of the more common speed bumps and problems that you'll invariably be called upon to handle during the game.

**Cheating and Fudging:** We all know that cheating is bad. But sometimes, as a GM, you might find yourself in a situation where cheating might improve the game. We prefer to call this "fudging" rather than cheating, and while you should try to avoid it when you can, you are the law in your world, and you shouldn't feel bound by the dice. A GM should be impartial and fair, and in theory, that's what random dice results help support. Some players have trouble putting trust in their GM, but dice offer something that's irrefutable and truly non-partisan (as long as the dice aren't doctored or loaded, of course). Still, it's no good if a single roll of the dice would result in a premature end to your campaign, or a character's death when they did everything right.

Likewise, don't feel bound to the predetermined plot of an encounter or the rules as written. Feel free to adjust the results or interpret things creatively—especially in cases where you as the GM made a poor assumption to begin with. For example, you might design an encounter against a band of werewolves, only to realize too late that none of the PCs have silver weapons and therefore can't hurt them. In this case, it's okay to cheat and say that these werewolves are hurt by normal weapons, or to have the town guard (armed with silver arrows) show up at the last minute to save the PCs. As long as you can keep such developments to a minimum, these on-the-spot adjustments can even enhance the game—the town guard saved the PCs, but now that they have, it can give you leverage over the PCs to send them on their next quest as repayment to the guards!

**Divine Intervention:** The literary term for it is *deus ex machina*—"god from the machine." This is what happens in a story when a plot device manifests in an unexpected (and usually unsatisfying) way to resolve a story element, typically in a way that renders the actions of the main characters meaningless. Even great authors use *deus ex machina* to resolve stories now and then, so don't be afraid to use it in your game if things are looking grim. The town guard rushing in to save the PCs from the werewolves in the previous paragraph is an excellent example of *deus ex machina*, but so is the old classic of "divine intervention." In this case, the PCs are faced with an impossible situation and you, as the GM, change the situation so that they can now achieve their goals, perhaps after a PC begs for aid from his deity.

You can quantify divine interventions, if you wish, at the start of a campaign. Tell every player that they get a fixed number of interventions during the campaign (it's often best to limit this to just one such intervention). Thereafter, the PC can use this divine intervention to save himself or the party, perhaps by preventing an effect that would otherwise cause a character's death, or to suddenly manifest an escape from a deathtrap. You, as the GM, have full power over how the intervention resolves, of course, so players won't be able to use divine intervention to bypass plot elements you know they can handle—if a player tries this, simply tell him that his request for intervention is denied and that he can save his intervention for when it's truly needed.

**GM Fiat:** The GM is the law of the game. His reading of the rules should be respected and adhered to. It's easy to get hung up on complicated aspects of the game during play, but the game is never enhanced by long, drawn-out arguments over these complications between players and GM. When complications involving rules interpretations occur, listen to the player and make the decision as quickly as you can on how to resolve the situation. If the rule in question isn't one you're familiar with, you can go with the player's interpretation but with the knowledge that after the game you'll read up on the rules and, with the next session, will have an official ruling in play. Alternatively, you can simply rule that something works in a way that helps the story move on, despite the most logical or impassioned arguments from the players. Even then, you owe it to your players to spend time after the game researching the rule to make sure your ruling was fair—and if not, make amends the next game as necessary.

**Handling PC Death:** Eventually, through bad luck or bad tactics, a player character is going to die in your game. Other events, such as petrification, paralysis, sleep, and stunning can have a similar effect on the game as PC death, and the following advice should apply to those effects as well. When a PC dies, his player no longer has any input into the game (unless he has a cohort or other allied NPC he can start playing). That player has to sit at the table quietly, watching and waiting while everyone else continues to have fun with the game. In some cases, the effect is only temporary, with another player able to step in to restore the PC to life (or cure his petrification, remove his paralysis, or whatever), but nevertheless, when a player stops playing the game because his character's been removed from the action, you as a GM have a problem on your hands. When such an event occurs, keep going with the game; try to resolve the current conflict or combat as quickly as possible so that the players can move on to addressing the problem of their dead ally. If there's no way to restore the dead PC to life and the party needs to retreat to the city to pay for a resurrection, don't delay that event by forcing the PCs to endure additional wandering monsters; just gloss over the return to civilization as best you can so you can get the unlucky player back into the game as quickly as you can.

If the player of a dead character prefers instead to move on to a new character, let him create his new character at the table. In this case, that player need not sit around bored—the act of creating a new character is involving enough that you can continue to run the game for the surviving PCs, after all. Once the player's new character is done, let the other players take a 5 or 10 minute

break while you step aside to talk to the player and learn about his new character, and to work with the player on a way to introduce the new character into the game as quickly and seamlessly as possible.

## Campaign Tips



hat happens between adventures? What is the world that those adventures take place in? Who lives there, and what do NPCs who don't take part in the adventures do? The answers to these questions and more comprise your world, or setting, and the specific progression of adventures your PCs undertake in this setting is known as a campaign. Many publishers offer intriguing and detailed settings to choose from—you can even use settings from games that use rules quite different than those presented in this book, or settings that are inspired by or lifted directly from a favorite series of books or movies. But for some, the most rewarding part of being a Game Master is the act of creating your own campaign setting and running it for your players.

The act of creating a campaign is no less daunting than creating a world. It can quickly become overwhelming, especially when you start to consider all of the areas you'll need to become an expert at. If your world has multiple moons, how does that affect tides? If you choose a specific shape for your main continent, what does that do to trade winds? Where do the deserts go, and where do the swamps go? How many rivers is too many? What impact would a technologically advanced nation of warriors have on the neighboring shamanistic barbarians? What's the tallest mountain in your world, and why is it the tallest? Are there salmon and trout in your world, and if there's not, what do the bears eat instead? If you have a nation modelled on ancient Japan, does that mean you need to learn Japanese in order to name NPCs who live there? Is there gunpowder in your world, and if not, why not? Is the world's core molten?

For these reasons, it's generally best to assume an Earthlike baseline for your first campaign world. Another handy tip is to avoid detailing everything at once. Staying just one step ahead of your players is often all you need to do—if you know that the first adventure they'll be going on is an exploration of an abandoned fort, don't worry about detailing anything but the surrounding 5-mile area, along with, perhaps, a small village for them to start the adventure in. If you know that the second adventure's going to be in a haunted mine in the mountains, you then have as long as it takes the PCs to explore that abandoned fort to detail the area between your first village and the badlands to the east where the mine's located. By creating only what you need to run the next few games, you slowly but surely build a larger whole, while at the same time maintaining your sanity.

Yet still, the lure of building an entire campaign setting is great. In a lot of ways, creating your own world is like an entirely different game in and of itself—a Game Master thus gets to play the game more often than his players, since when the actual session isn't going, the GM gets to design cities and evil temples and nations and dungeons and monsters to his heart's content. The world of Archaeron provides a wealth of advanced advice and tools you can use to build your campaign world, but the remainder of this chapter covers a number of different topics to aid you. These topics barely scratch the surface of the implications and ideas you'll be facing when creating your own campaign world, but they can get you started.

## Creating a medieval World



eudalism refers to a social order based on mutual obligations existing between a vassal and his lord, with the key to the feudal system being the ownership of land. Whoever owns the land, holds the power, plain and simple. The lord is the recognized owner of land which he gives into the keeping of a sworn vassal. In return for land and his lord's personal assurances that he will be able to enjoy its use unopposed by another's claim, a vassal vows to perform specified duties and services. The relationship is intensely personal. Government, administration of justice, taxation, military defense, etc., are maintained through personal arrangements and understandings between lord and vassal.

The feudal system worked when everyone understood that they had to meet their feudal obligations and respect the feudal rights of others. This applied to the highest noble right down to the lowliest serf. There were pressing reasons: feudalism was a response to the breakdown of order and the fall of civilization 1500 years ago.

Think of the Roman Empire in its last days as a ship foundering in a storm. It was like a shipwreck. As the ship sank, some men managed to rip off a few planks and knocked together some crude rafts to keep themselves just barely afloat in the fury of the storm. That storm was the Dark Ages. Fatally weakened by repeated barbarian invasions and by economic bankruptcy, inept leadership, and disastrous civil wars between claimants to the Imperial throne, the Empire could not survive.

The raw materials of feudalism were present from the earliest Roman times. There was always a close bond between noble Roman "patron" and commoner "clients." The patron protected his clients and exerted his influence on their behalf. In return, the client supported his patron in his political ambitions, and did him an occasional service. In the last centuries of the crumbling Roman Empire, things became so unsettled that small farmers gave their lands to the great noble landowners in return for their protection.

Serfdom really began at that moment, with wealthy landowners becoming almost independent of the failing central government. This trend did not die out after Rome itself fell.

There was also a special bond between Teutonic and Frankish nobles and their followers, especially their huscarls ("house-men" or bodyguard). This was recognized by Roman Emperors, who often enlisted Germanic warriors as personal bodyguards because they could be counted on to keep their vows of allegiance unto death. The sworn declaration of allegiance and loyalty between noble and bodyguard probably is the origin of the later feudal ceremony of homage and fealty.

In the later days, Rome depended on mercenaries to fill out its legions. Many Teutonic barbarians held land from the Emperor in return for military service. That connection between land-holding and military service is the start of feudal system. The 8th century Frankish leader, Charles Martel, gave out land to raise an army of warriors to fight the Moors who were invading southern France after they had overrun Spain.

Considerable expense was involved to equip and maintain a mounted fighting man. It meant granting him lands from which he could draw his livelihood from the lands to generate food and the other essentials of life. To ensure the loyalty of landholders, a series of Frankish rulers even granted outright "immunity" from interference by royal officials and judges. This gave many nobles the right to govern the internal affairs of his holding independent of outside authority. This was real power!

After the great empire of Charlemagne fell apart in the 9th century, collapse worked to establish feudalism more strongly. Some officials and great landlords held onto their authority and didn't recognize any central control over them. Things came apart even before they had been fully put back together! To find protection against murderous raids by the Norsemen, roving bands of armed brigands, and petty robber barons, ordinary folk gathered about any noble with fortified stronghold and a force of fighting men. The price for protection was to accept him as over-lord. If you were a peasant, that meant giving up all your freedom to become a serf bound to the land.

These were the "planks" ripped from the sinking ship of ancient Roman civilization and tacked together, along with the idea of hereditary rights and privileges. The resulting feudal system prevailed for a good many centuries. Now let's take a look at how we can apply what we know about feudalism to a role-playing campaign.



## Feudalism in History, Legend & Fantasy

Most people today think of feudalism as referring solely to Medieval Europe. Feudalism actually existed in one form or another 2000 years earlier than the Age of Chivalry! The Ancient Greeks of legend—Hercules, Theseus, Perseus, Ulysses, Menelaus, Agamemnon, Aeneas, etc.—were all feudal kings. Maybe they didn't ride warhorses and wear full battle armor in war, but they lived in a society organized entirely upon the personal obligations existing between lord and vassal.

Similarly, the Ancient Persians were organized along lines which any Medieval European would instantly have recognized. The Great King held all the lands of the Persian Empire. From him the great lords (satraps) held provinces and owed him their loyalty and service. Under these governors were lesser lords and nobles. Nobility in the Persian Empire arose from land holding, and society was cemented together by the essentially feudal obligations between lords and vassals.

Feudal Japan was, once again, based upon the intensely personal obligations between daiyomo (lord) and samurai (vassals), with the more important samurai equivalent to knights holding land from their lords in the classic feudal pattern.

In all such societies, the commoners were under the feudal nobility and did all the work. Whether they were serfs, slaves, or peasants, most of the population was bound to the land and not free to leave it or the service they owed to their feudal leaders. Feudalism was never restricted to one geographical region or one narrow period of history. It was a widespread phenomenon. There are many of different feudal cultures besides those of Medieval Europe. Any of them is fair game for a GM looking for inspiration for his own campaign world.

These legends and myths provide a rich hunting ground for ideas. Many monsters and supernatural beings in FRP come not only from Dark Ages and Medieval folklore, but also from leg-ends of Ancient Greece, which harken back to a very early stage in the development

of Greek civilization and culture. Similarly, you can scarcely pick up a work of fantasy fiction without encountering a feudal society. We can cite dozens of examples of adaptation of feudal behavior to fantasy fiction. Feudalism and fantasy go together like a hand inside a tailored glove! Whenever a man says, "my Lord," and obeys him because he has sworn an oath of homage and fealty in return for receiving lands, power, and privileges from his overlord, there you find feudalism in operation.

## The Phases of Feudalism



Feudalism is ideal for fantasy role-playing because it is so flexible in nature and permits a wide range of variation. This is obvious in the many different ways it's been used in fantasy fiction to depict cultures as widely diverse as those of Legendary Greece, Ancient Persia, Feudal Japan, and Medieval Europe. What a limitless range of possibilities! Even when limiting our-selves to historical European Feudalism, we must distinguish between the Dark Ages, Early Middle Ages, High Middle Ages, and the Decline of Feudalism. Let's look at each of these historic periods to see how we can adapt it to an FRP campaign. Then we'll look at the High Chivalry of Medieval romances and leg-ends, which has a distinctive flair and atmosphere all its own.

## The Dark Ages (c. 550-1000 A.D.)



The Dark Ages were a time of great disturbance, a highly unsettled time in which becoming a "knight" was a matter of acquiring the proper arms, armor, and a good horse, then finding the means to maintain them. That meant either finding an over-lord who would accept one as a vassal and give him a grant of land or it meant carving out a piece of territory and staking it out as one's personal property.

Such lawless times can be most exciting as an environment for role-playing, and a fantasy world can easily be set up to reflect Dark Ages conditions. There is a relatively primitive military technology. The very best armor might be the 3/4 hauberk and a conical helm with nasal, although more common would be hauberks of scale mail. The weapons themselves wouldn't be much more sophisticated than the longsword, war axe, spear, lance, and short bow. Longbows and crossbows don't exist yet. Castles are the motte and bailey type, for the most part—timber and earthwork construction. Some masonry fortifications of an early type could be present as well. Siegecraft is almost an unknown science. Assault of a "castle" is by storm with ladders and simple battering rams, so even primitive fortifications are not to be scoffed at.

The situation is as close to chaotic as one might wish—broad wildernesses inhabited by brigands, invading barbarians, monsters, and what all. Central authority has been eliminated, its leaders killed, its armies shattered, and all order has broken down. Great cities and towns have been looted and burned. Vast regions are laid waste. Here and there throughout that wilderness will be pockets of relative safety ruled by petty lords, none powerful enough to be truly called kings. There are many endangered villages, isolated and in desperate need of protectors. Civilization has fallen, and all has come apart.

A Dark Ages setting makes for a free-wheeling campaign. It's a time in which the "gloves are off" and the strong prevail over the weak. It's a time rich in opportunities for glory and derring-do for players who enjoy few real social restraints on their characters or who want a crack at becoming real heroes in a lawless age by imposing a bit of order on their little corner of the world. Indeed, the Dark Ages offers the best chance for an intrepid band of adventurers to carve out a small barony—or even a new empire—out of utter chaos.

The advantage that the commoner has in such a world is that he can rise to high rank by virtue of his battle prowess, for hereditary restrictions on knighthood do not yet apply. It's also an environment ideal for players who want to play barbarian characters, such as Vikings, for this is the period in which the great Norse raids terrorized all of Europe.

## The Early Middle Ages (c. 1000-1200 A.D.)



As Europe moved out of the Dark Ages, the qualifications needed to become a knight began to become more stringent. Having a claim to "noble" blood was increasingly more important to receiving the accolade and honors of knighthood. Yet someone of common birth could look forward to being knighted as a reward for deeds of valor or steadfast and loyal service.

During this period, chivalric conduct imposed no soft and unmilitary restraints upon a knight. While he might show respect and mercy toward a defeated noble enemy who fell into his power, he wasn't obligated to do so. Usually, he treated noble captives well because they could be ransomed if kept alive and whole. Then, too, if a captured enemy was treated with respect, he might even become a friend and perhaps an ally later on. Better to lay the groundwork for a future alliance than to make a sworn enemy for life. Feudal politics were highly volatile and unstable. The nobility shifted their allegiances regularly to gain advantage. It was also recognized that one could be taken prisoner instead. Out of mutual self-interest, the nobility had an informal "gentleman's agreement" which eventually became part of the Code of Chivalry.

Commoners were far less fortunate. A knight could be as violent and ruthless toward them as he wished. Commoners taken prisoner could

expect far less sympathetic treatment than their noble lord might receive. All too often many a feudal lord regarded his own peasants as little better than valuable beasts of bur-den. He took them for granted, treated them with rough fairness to forestall revolts, but rarely had any real affection for most of them except in that they were his to deal with as he willed. Purely as a matter of noblesse oblige and out of self-interest as well, he protected his serfs, dispensed alms to the poor, and gave crude justice in his manorial court.

However, the feudal lord had few compunctions about slaughtering his enemies' serfs and plundering, looting, and pillaging his enemy's lands and villages! These things could be done without too much dishonor attaching to one's name.

This was still a time of scanty central authority. The feudal manor was the center of everyday life, and there were few towns or cities of any size or importance. Most kings were relatively weak, their power extending only a few days' march from their capitals. Most "kingdoms" were fragmented into quasi-independent baronies whose lords gave a cursory nod to the king as their "liege" but a typical great lord did as he liked. Some even rejected the notion that the king had authority over them. It was a time for rebellious lords and robber barons as well as for men of honor. Only in a country like England, with its unique history, did kings have real power and control.

The great lords maintained order within their demesnes, but there is no strong king to reign in their ambitions and enforce peace and justice throughout the realm. The relationship between neighboring barons is best described as an armed truce, broken by border skirmishes and raids, finally resulting in full scale warfare. Every man of noble birth reserved to himself the right to wage war to protect his honor and his rights.

The Early Middle Ages offer a quantum jump in military technology, which some players might prefer over the Dark Ages. Chainmail armor is now quite common, and fine annealed mail with a proper Crusader-type pot helm or heaume is available. There is a greater selection of increasingly lethal weapons, too, with a proper knight's broadsword and a variety of maces making their appearance, as well as the chivalric lance.

The mounted knight rules the battlefield, for infantry is ill-equipped to deal with an armored man on horseback. Archery is still limited, although the light crossbow makes an appearance toward the later part of the period. The weapon is roundly condemned by the nobility as an "uncivilized" weapon because it can penetrate armor at a distance. Remember who rules here!

Castles are now built of stone, though the round tower and advanced modes of fortification have not yet appeared. The donjon and bailey design prevails for the most part. Siegecraft is in its infancy, with covered battering rams, siege towers, and mining in the process of evolution and not yet perfected.

While not as unsettled and lawless as the Dark Ages, such a period is a fairly wide-open one which offers considerable leeway for role-playing, there being many possible scenarios for action of an intense nature. While becoming a knight is more difficult than in a Dark Ages setting, it's still attainable by a determined commoner with fighting prowess and a bit of luck.

## The High Middle Ages (c. 1200-1350 A.D.)



The Chivalric Code prescribes in some detail the conduct expected of Knights and nobles, who were to behave in a more civilized and cultured manner than in earlier times. Indeed, a rigid code of etiquette was emerging to define what was "proper" behavior for anyone of knightly rank. The ideal (rarely equaled in real life), the "true and perfect" Knight was expected to be brave unto recklessness in battle. He would employ no "base" tricks and "unfair" stratagems in war. Open and equal combat between honorable foes, man-to-man, was the avowed ideal. If a knight was caught in a cowardly or dishonorable act, he could completely lose face before his peers and suffer disgrace for the rest of his life. Any flagrant breach of the Chivalric Code directed toward another of knightly or noble rank was considered a gross and deadly insult. A long and bloody feud between noble families could result. Even if not personally touched by dishonorable conduct, a knight might be "affronted by the insult to his class. He might even be moved to offer challenge to the base and craven offender out of principle and a sense of honor.

This is the time in which Courtly Manners took on increasing importance as a mark of true nobility. The proper knight will be gentle and courteous with ladies at all times. He will engage in the game of Courtly Love to win the favor of a lady. He will address others of noble rank with due courtesy and respect. He evidences sophistication and culture, too, and is expected to have some skill the gentle arts of dancing, poetry, and music.

The rough and ready melee of the early tournaments was giving way to highly organized contests bound by specific and demanding rules that had to be obeyed. The formal joust with lances was now the centerpiece of tournaments, with other forms of combat occupying a less important part.

Military technology made great strides in this period. Chainmail was augmented by plates of iron to protect vulnerable parts of the body, and plate armor was in general use by the later half of the period. The use of horse armor also became more common, while weapons were developing along increasingly deadly lines.

This was a Golden Age of castle building. Siegecraft was a highly specialized and effective military art, for the strength of the fortifications demanded great skill and expertise to batter them down and breach them. Attempts to storm the battlements with scaling ladders were pretty much doomed to failure except in the

case of small, relatively weak fortifications.

Many barriers existed to prevent commoners from attaining knighthood except under the most exceptional circumstances. As knighthood became formally defined and circumscribed with rules, a hereditary claim to noble blood was the single most important qualifier for knighting. In France, for instance, it was almost unthinkable that a commoner could receive knighthood, and it was no less so in Germany. The English were less severe in their requirements, probably because there were never enough mounted chivalry to fill out their armies.

This period is still a time of powerful nobles with large private armies, but also there is now a central authority arising in the form of the king, who increasingly depends on mercenary knights and men-at-arms to increase his military power. There is constant struggle between the barons and royalty to see who is going to be in ultimate charge of the realm. It is a time of great wars between nations, and also terrible civil wars.

It is also a time in which the towns are rising in importance, and a rich merchant middle class is acquiring wealth and influence through international trade. In some instances, they are able to establish their cities as independent city states, as in Italy, becoming politically powerful in their own right.

Role playing in this feudal environment may be more restricting. The distinction between the chivalric class and the commons is well-defined. Commoners have to watch their manners around the nobility, who were growing ever more touchy about their privileges and prerogatives.

Some players may chafe at having to deal with class distinctions, yet the truth is that only in modern times have people enjoyed positions of relative social equality. In almost every historical culture, not to mention almost every fantasy fiction world, people were never on an equal footing with one another. Everyone had to say "sir" to their social "betters" and plain knuckle under to those above them in social status. If they choose to include this element in their role playing campaigns, GMs may have to explain that it has nothing to do with who is really the "better" person at all. Giles, the lowly Yeoman, treats Sir Mark with deference and respect. If the chivalric ideal of "courtesy" prevails, Sir Mark should be reasonably polite back, but he need not be. Giles is merely a commoner, after all, and in a world that is "historical" in nature, the nobles often acted with a heavy-handed arrogance that would have anyone's teeth on edge. We shall explore this dimension of Medieval manners in more detail in a later section on Proper Forms of Address.

It might be noted that the modern view of chivalry has its origins in the heroic stories that we have inherited from this period.

## The High Chivalry of Legend



This brings us to the ideal of Chivalry and the Medieval Period presented in the romantic literature of the period and in much later fiction written in recent times. The world of the High Chivalric tradition never really existed. The notion arose in the late 13th and 14th centuries and represented at the time the ideal view of how knights should act. In such an ideal world, knights should be ruled by honor in all things. They are valiant champions in shining armor, ever ready and eager to do glorious deeds in the name of a lady. They ride against each other in tournaments to prove their valor and their prowess to all in public view. They go on long and dangerous quests. Their duty and their desire is to rid the land of "false knights" and terrible monsters and beasts. Sometimes they save the kingdom from a mighty foe. At other times, they rescue a fair maiden—perhaps even a princess—in distress. Defenders of the weak and the innocent, the best knights always place themselves in mortal danger throughout their careers.

Honor, valor, duty, glory... these are the essence of High Chivalry, and if the GM and the players want to go this route and role play in a world in which such ideals predominate, that is well and good. The GM enjoys a wide degree of freedom when creating this kind of fantasy world for a role playing campaign because the tradition itself is one born of a period in which most of the armaments and armor, advanced castle designs, etc., had come into widespread use.

The chivalric tales of the 13th and 14th century were told from the viewpoint of people who lived in that time. They didn't know enough about earlier times to understand that people lived differently, dressed differently, and fought differently than they did. A knight of their time had access to fine plate armor and chainmail, so they reasoned that Arthur and his Knights would, too. The same goes for the great armor-piercing and armor crushing side-arms and pole-arms of their time, while the long-bow and heavy crossbow were a foregone conclusion—no matter how hateful they were to any proper knight. Castles were massive, immensely powerful structures which had to be battered by trebuchets and undermined by extensive underground excavation. In addition,, the inhabitants had to be starved into submission because their defenses were too strong to be taken by force. The Camelot of romantic legend is such a castle.

Historically, of course, it would have not been so, but we are not talking history here but legend. (It's ironic that the legend is taken by a great many people today for historical fact!) The GM can therefore feel quite comfortable with allowing characters to wear plate armor and carry the most lethal weapons produced by Medieval weaponsmiths. Even when depicting the time of King Arthur and the Knights of the Round Table, such gear would be available if the campaign is set in the spirit of the Medieval tales.

## The decline of Feudalism (c. 1350-1450 A.D.)

**B**y 1350, the feudal system was undergoing serious changes. Traditional military service by vassal knights was giving way to the payment of scutage to an overlord, who then hired mercenary knights and men-at-arms. It is not that feudal service was no longer performed, but rather it was being replaced by the use of professionals. This is sometimes referred to as "bastard feudalism."

Significantly, with the appearance of true professional fighting men, arms, armor, battle tactics, and siegecraft all displayed a greater level of awareness of the "science" of war. But it was not just in war but in virtually every aspect of daily life that we see great changes occurring in society.

The rise of the towns had a profound effect on the way people lived. Trade and commerce were conducted on a level previously inconceivable, and wealth was accumulating in the hands of the merchant middle class. This group gave almost whole-hearted support to the King, for a strong central authority was able to maintain the peace, order, and security the merchants needed to do a profitable business.

Significantly, members of this class were often employed by the Crown in the Royal Bureaucracy which ran the daily affairs of a unified kingdom. Some even rose to great rank and were ennobled for their loyal service.

Law and order prevails, for the most part, with the King's justices holding court instead of the local lords. Gunpowder, firearms, and bombards are entering the picture, as is science in its infancy. Such developments do not bode well for Magick and fantasy monsters.

What effect, for instance, will a 2-ounce lead ball fired from an early 15th century hand-cannon have on a troll or a giant? Science can deliver many of the effects that Magick can, and often much more efficiently and on a grander scale, to boot.

Entering the "modern age" – and this period of history is one of transition into modern times – brings all manner of problems to fantasy role playing. If not handled well, there are too many conflicting and contradictory elements which can destroy the wonderful illusion of mystery and wonder which FRP aims to create. Bring in such elements to a fantasy campaign world without really thinking them through, and it's like dashing a bucket of icewater over everyone!

However, don't discount a period of late feudalism as an era to be avoided in fantasy role playing, for it also offers some very unique possibilities.

## Setting up a Medieval World

**O**nce you decide on what stage of development your Medieval world will be at, you will have to get down to the actual business of designing it and placing the details on a map – or rather, probably a series of maps.

For the Game Master's convenience, we have standardized a lot of the material and worked out tables containing the statistics for a large number of fiefs. These fall into nine categories, from a very modest Knight's Fee, all the way to substantial fiefs which directly support castles.

Each fief has a standardized area of farmland and pasturage, a typical population, a set number of troops of various types which can be raised from the inhabitants, and a variety of economic data.

We have also standardized the data for larger holdings involving a number of fiefs held by a particular overlord as his feudal demesne. While such fiefs were historically never in a single bloc, but were often spread all over the place, we recommend treating them as essentially a single unit. This way, all or most of the fiefs in a holding are gathered together in a single area on the map. This way, it is far easier for the Game Master to set out the fiefs on a map without having to resort to a complex color code to identify which fiefs belong to which lord.

Keeping the fiefs together also enables the Game Master to draw a map of an entire nation far more easily, treating each of the great baronial holdings as if it was a province or county in the country. However, the Game Master can spread some or all of the fiefs out across the nation should he feel inclined to do so. It will certainly require more mapping, but will be interesting to role play when a lord has his forces scattered around the country and must bargain with others to make his plans come into effect.

A map of a large region, like a country, is best drawn to indicate major features—a province, important rivers and lakes, ranges of hills and mountains, major castles and towns and roads, etc. You can then "blow up" a region to show more details and, finally, you might have a map on a very fine scale to show almost every feature of significance to a role playing adventure.

One trick is to give the player who holds a fief the task of mapping it out. Provide the general guidelines for the surface features and let him go to it. These maps can be amazingly detailed and drawn with the true love of one who has a strong proprietary interest in the result. And now on to the holdings!

## Mythic Europe

**M**ythic Europe isn't entirely like its historical counterpart, but it is certainly close enough that what you know of historical Europe is applicable. The basic dates are the same, the same nobles rule, and the same popes issue decrees. In fact, exactly how much Mythic Europe deviates from historical Europe is something that each GameMaster should determine for himself. The dimensions of Mythic Europe can be as grand or as mundane as you like. The nature of Mythic Europe depends on your answer to the question: What if things really were the way medieval people believed them to be? Its scope and scale depends on how willing you are to accept medieval legend . . . and which legends you choose to accept.

You can create an incredibly fantastic world by simply decreeing that everything people believed in is true, or you can create a world so faithful to "reality" that roleplaying in it is like being in a historical novel. Whether your game setting is historically accurate or a fantastic excursion, remember that it's your job as GameMaster to insure that the world is wondrous and vibrant with imagination.

## Anno Domini 1170

**T**e have set **Chivalry & Sorcery** in the year 1170. The twelfth century is a vibrant, lively time in medieval history, a time of drama, conflict and change in culture, politics, religion, and intellectual life. England, united under one king, is creating a model for the national monarchies of Europe's future.

Contact with Islam through the Crusades, the reconquest of Iberia, and peaceful trade, has rewarded Europe with a wealth of knowledge. It has also renewed Europe's familiarity with the wisdom of ancient Greeks such as Aristotle and Galen. Thinkers such as Peter Abelard (1079-1142) led the charge in challenging the intellectual status quo in the great universities, and the debate continues. Gothic architecture, featuring flying buttresses and beautiful stained glass windows, defines the magnificent cathedrals being built across Europe. Reformers such as Saint Francis of Assisi (1181-1226) and Saint Dominic (1170-1221) are leading the renewal of Christianity from within, while Cathar heretics have rejected the Church and now suffer her bitter reprisals. In southern France, living alongside the Cathars, troubadours have created the idea of romantic love.

## Scotland

**S**cotland is a wild country—in its land, its people, and its reputation. In popular tales on the continent, Scotland is a land so forsaken that even the Romans did not want it. A Breton princess of the 12th century said she'd rather marry any French vassal, however humble, than be queen of Scotland.

A mix of people inhabit Scotland: waves of invaders and settlers, from ancient Picts to Celts from Hibernia, to Germanic migrants and Viking raiders. More recently Norman and Flemish knights have come to serve the Scottish kings. In the Highlands and the outer isles the predominant tongue is Gaelic, and the people are known as savage and proud (and oft rumored to be pagan). Along the coasts and in the lowlands, Anglo-Saxon dialects are more common.

The king of Scots is Alexander II. He has continued the efforts of his predecessors to make Scotland a feudal monarchy, though the highland clans are most resistant to this project. In the lowlands, many of the lairds who owe fealty to Alexander also hold lands as vassals of the king of England, a situation that can generate tension and conflicts.

## Wales

**W**ales is not well known to most of Europe, and its inhabitants are thought to be pagans. It is a poor country whose people constantly struggle to stay just ahead of starvation, even burning earth for heat. Wales is composed of several kingdoms that war continually; practically the only thing all Welsh agree on is that they dislike the English more than one another.

The countryside is mountainous, bordered on three sides by the sea. The valleys experience mild winters and moderate summers, with plenty of rain, but in the high mountains, temperatures are much cooler and the winters can be quite severe.

## England

**E**ngland forms the largest part of the British Isles. In the north are the Pennines, a ridge of high, angular hills separated by deep, flat-bottomed valleys. The eastern slopes are gentle, while the western ones are steep and harsh. To the south are the flat Lowlands, and the eastern edge of the island is very marshy. The weather is generally cool, with moderate winters and summers. There is considerable rainfall: the amount varies seasonally, and is most heavy in the winter.

Much of the country of the English has been tamed to farming, and

it is a fertile and productive land. The forests that still linger, though, are the refuge of all manner of beasts, both fantastic and mundane, driven from their ancient homes.

The English kings are descended from the Normans, themselves of Viking stock, and they are much attached to the taking of land. England is currently ruled by King Henry III, considered a vast improvement over the previous king, John, who was seen as tyrannical and foolish. The English political landscape is unique. On the one hand, since the Norman Conquest of 1066, the monarchs have been undisputed overlords of the country. On the other, the nobility and general population has been bolstered by the concessions granted by King John in the Magna Charta of 1215. An English identity is emerging with the blending of Norman and Anglo-Saxon, and the creation of an independent landed gentry out of the two.

Between England and France lies the English Channel, a strait of sea that a clear day may allow sight across. However, it is often plagued with storms. One story claims that a knight who set out to cross it by boat was blown back to his starting place thirty days later, never having gained the other side.

## France

**F**rance of the 12th century is not a unified country. In Brittany, a rocky land jutting out into the Atlantic, you can still hear the Breton language passed down from the ancient Gauls. Along the English Channel is Normandy, home to the ancestors of the king of England. South of Normandy are the lands of the count of Anjou. To the east is Blois, ruled by the Count of Champagne, then the Île de France, the personal domain of the king. There, astride the River Seine, lies Paris, which many consider to be the greatest city in all the West. Champagne lies north and east of the king's lands, and Burgundy south and east. Both are ruled by counts rich with the wealth brought by their vineyards.

Southern France, called Occitania or the Languedoc, has its own distinct language (Provençal) and culture. This is the land of troubadours, the inventors of courtly love; it is also home to the Cathar heresy. Provençal culture no longer flourishes as it did in the last century, for the land is oppressed by war: a crusade called against the Cathars and the nobles who gave them shelter. Knights and armies from the north of France have laid waste to the land, sacking towns and putting their inhabitants to the sword. The crusaders are inspired by the promise of salvation for this service to the Church, and the hope to become the new masters of this land. The Count of Toulouse, Amaury de Montfort, is now a northerner; his late father Simon was granted the title and lands by the pope for launching the crusade. Some say the crusade has gone too far, but the bloodletting continues.

In 1180, the new king of France, Philip Augustus, claims to be liege over all of these lands, and spends much of his time fighting wars to back up that claim. He has been quite successful; at the turn of the 13th century he secured the territories of Anjou, Normandy, Touraine, Maine and Poitou from King John of England, shattering the patrimony built by the iron fist of Henry II. Aquitaine remains an English fief. Philip stands to gain handsomely from the crusade in the south, as his subjects are the majority of the crusaders. The old king of Aragon was killed coming to aid of his Provençal vassals against the army of Simon de Montfort; now a mere boy sits on the Aragonese throne, and is scarcely able to press his feudal interests over the war-torn region.



## Evil Campaigns

**E**ven though you might be amenable to allowing evil characters, be mindful of all players' interests, and be sure every participant is comfortable with the direction the game will take before embarking on such a journey.

Few Game Masters are willing to consider allowing players to take up evil adventurer roles, and for good reason. One out-of-control evil character causes friction in a group. Unless somehow checked, the entire game can be derailed. Of course, interesting roleplaying and story opportunities arise from the occasional use of an evil adventurer or adventuring party. In the right situation and with proper planning, you can turn what might have been a disruptive experience into a rewarding one.

Most of the time, players who want to play evil characters reject the traditional notion of the hero. They grow weary of the sameness

of always being the stalwart adventurers who save the town, rescue the prince, and defeat the evil goblins that threaten the merchant routes through the mountains.

They see playing an evil character a way to say no to the simpering mayor asking for help and do as they like instead. Such a group of nonheroes can still partake in most of the adventures that the Game Master creates. It is merely the motivation for the adventure that has to change. Monetary rewards, revenge, and other personal goals interest nonheroes. They have no interest in altruism, find no motivation in pity, and feel no sympathy for the less fortunate.

A good example of the antihero in fantasy literature is Michael Moorcock's Elric. This tragic figure is evil, but mostly because of the evil culture from which he comes. Motivated by sympathy for others, and by love, but also by terrible rage and hate, Elric is a complex character. He does good deeds, but he uses evil methods—not to mention the terribly evil artifact sword he wields.

An antihero is not terribly different from a traditional player character. The antihero enjoys the good life and often rails against injustice. But the antihero usually puts himself before others. He freely acts on feelings of vengeance, and he possesses a different moral code from that of a traditional hero—or no code at all. The antihero kills those that get in his way or threaten him. He has no interest in redeeming wrongdoers and seeks no redemption for himself.

## Managing Evil Characters

**B**y a Chaotic alignment, a player is somehow no longer obligated to participate in the team effort. Personal interests trump any quest the adventurers might undertake. And when competing agendas clash, conflict results—conflict that tears the group of players apart.

Both with NPCs and in particular with each other, evil characters tend to interact poorly in social situations. Players playing evil PCs sometimes overstress their characters' arrogance or brashness. Such attitudes can get the characters killed rather quickly if they insult the wrong person.

Evil characters often need to learn when arrogance is bad. They can benefit from genteel style and grace now and again. An evil character does not have to be a brute. Villains can of course be sophisticated and polite—when they need to be. Much of this has to do with the role-playing choices the player makes, but all players of evil characters should know that they have a gamut of choices to choose from: sophisticated and suave evil scoundrel, brash and boorish brute, arrogant mastermind, scheming weasel, quiet and ominous killer, and so on.

What brings many evil campaigns to a crashing halt is evil PCs interacting with the other evil PCs in the group. The characters often turn against one another, and the whole campaign ends in a big fight. That can be fun, but a short campaign might not be what the Game Master or the players really had in mind. The GM should try to set up situations that encourage the player characters—no matter how evil they are—to work together. And if, at the end of the campaign, it all comes down to PC against PC, well, that might be fun. And it is, after all, an evil campaign.

Evil characters might be self-interested scoundrels, but it is almost always in their best interest to throw in their lot with other characters. A lone adventurer stands little chance of defeating a dragon or surviving an encounter with a Troll, but an adventurer with powerful allies can. Even villains understand their best chance of survival comes from surrounding themselves with like-minded allies.

The trick is to remind players their responsibilities extend beyond personal objectives to encompass protecting the links that bind the group together.

Even a party of evil characters will have a hard time finding success if each of them pursues a different agenda. The strongest and most unified adventuring parties have clear missions in which their objectives are more important than characters' personal agendas. In other words, the major quest is always more important than a character's minor quest. As long as a party has an objective of equal importance to each of its members, you'll find evil characters can set aside their private ambitions long enough to achieve the party's goals. Use any or all of the following techniques to keep your players focused on the goal, whether you have one evil adventurer or an entire party full of evil characters.

The most powerful tool for encouraging unity is to urge players to build positive links between their characters. Have each player connect his character to at least one other adventurer. Establish these connections during character creation to ensure they figure into characters' identities and motivations. The more connections you create between individual characters and the larger quest, the less likely players are to lose sight of what they're doing. Good link options include siblings, romance, debts, shared enemies, enduring friendship, and shared beliefs.

## Common Enemy

**E**vil characters turn on one another when they regard each other as potential enemies. When suspicions are left to fester, betrayal and treachery tear a group apart in little time. In addition to positive connections, you can keep a party together by presenting an enemy more threatening than the enemies they see among themselves. If characters feel threatened by a common foe, they will have little choice but to work together to

survive. The common enemy should be a campaign villain. You should create personal connections between the foe (or foes) and each adventurer to ensure personal enmity.

## Patron

**C**ommon enemies can offer some success at keeping an evil adventuring party together. But sometimes you might need to take a stronger hand to keep the group united, and that's when a patron can help. A patron is a character, organization, or power that employs adventurers as agents in the world. A patron sends characters on missions and either rewards them for their successes or punishes them for their failures. A patron can appear at the start of your campaign, in which case adventurers are likely goons or lackeys. Or a patron might emerge later, approaching the characters after they have made names for themselves.

For a patron to work in your campaign, evil adventurers must fear him more than they fear each other. Thus, a patron must be powerful, dangerous, and more villainous than the adventurers. He must have a connection to each character in the group to dissuade defections and treachery within the ranks. To coerce characters to act, a patron might threaten characters' loved ones (a good choice for unaligned adventurers), feed their addictions, withhold information about some important objective, or lend aid. A patron can also offer wealth, power, glory, and status to encourage loyalty.

Even though the classic patron is often a major villain, your group's patron need not be. The party might be a shadowy arm of a good institution like the Opus Dei, a sect in service to the Dark Lord, etc. Service to a patron should not be a permanent situation. Your players are likely to plot against their patron and should, eventually, overcome their employer and take his or her place or gain independence. After their association ends, the patron could fade from the story or become a common enemy, depending on how the confrontation unfolds.

## Evil Adventuring

**O**ne key difference between evil adventurers and their good counterparts is their motivations for adventuring. Evil characters aren't likely to risk their lives to help the innocent and are not going to help those in need without

compensation. Traditional adventure hooks might not work, so you will have to find other ways to draw players into the story.

**Greed:** The reward for performing a service must outweigh its risks. Even then, evil adventurers are likely to take more than they were offered. For example, they might rob their employers or claim their reward without completing their task. Adventurers are also apt to dicker over their fees, so you should set the payment low and allow players to haggle for a higher price. Do not, however, give characters the full reward up front. They should claim their prize when they complete the mission and can prove it.

Also, be ready for adventurers to double-cross their employers. You should never quash players when they are roleplaying. If you leave a situation open for their exploitation, let them do it to the best of their ability—even if doing so upsets your plans. Instead, think about the consequences of the characters' actions, and adapt the story to accommodate them.

**Revenge:** Even though the promise of reward can drive an evil party, revenge is a far stronger motivator. Evil characters are less likely to forgive slights or let a defeat go unpunished, as is evidenced when they plot against each other. Don't be afraid to harass characters during their adventures to draw them deeper into the plot. Be aggressive with your villains. Have them send goons and monsters after the adventurers. It won't take long for players to turn their attention to the source of their troubles and devote every resource toward destroying their foes.

**Power:** Evil adventurers crave power. The promise of personal power can draw a party into an adventure, but it can also turn its members against each other when they squabble about who gets what. Hinting at great rewards and vast power should be sufficient to lure adventurers into accepting a mission.

If adventurers satisfy their evil tendencies too often, they should suffer consequences. Ambushing too many caravans eventually attracts the attention of a local lord. Killing townspeople results in demands for justice. Civilization cannot tolerate unchecked evil and moves to contain dangerous elements to safeguard its future.

Of course, wicked characters don't have to be destructive and uncontrolled. They might be subtle or cunning, revealing their evil tendencies only in special situations. Evil characters are still people and, thus, their moral failings manifest in a variety of ways. Urge players to look beyond obvious caricatures and to regard their characters as complex individuals who are willing to act in ways others find objectionable.

## Afterward

Since Chivalry & Sorcery was originally published in 1977 a great deal has happened within role playing. Obviously the designers have not existed in a vacuum and have been aware of the developments in the art, and Ed Simbalist has been responsible for some of those changes. The natural desire by designers to update and improve their work was matched by requests from FGU for an edition with more explanation and the need for larger, easier to read print. Thus, the wishes of the game designers and of the publisher converged and work was begun on the massive rewrite of C&S.

It had always been apparent that C&S was one of the masterworks in the role playing field. The breadth of coverage was monumental and the detail covered virtually everything related to the subject matter. Yet, despite the almost legendary status of the original edition, problems still existed. Many readers were confused by the very completeness of the work and bogged down in the more complex areas of the mass-action miniatures rules which had no bearing on the role playing aspect of the game for them. Hence, the miniatures rules have been removed from C&S and will be placed in the C&S Sourcebook for those gamers with an interest in large scale battles. This avoids the confusion over terms that confused many role players reading such rules in the midst of the role playing rules.

Though some areas of the rules have been deleted, entire new sections have been added to Chivalry & Sorcery. Ed Simbalist has now given us a detailed skill system for the game, which more accurately reflects both the genre represented and the state of the art in our hobby. The world and background are still there and most systems have been redesigned for greater ease of both play and understanding.

Here, at FGU, it is fully expected that this new edition of Chivalry & Sorcery will take its place with the old edition as a model of what a complete role playing game should include. It is hoped that the larger print size and greater emphasis placed on explanation will make this edition easier to understand and to play. No longer will C&S be seen as the ideal background book for any role playing game by many and as a game by only an elite group. The game systems are now designed to be used by all gamers.

A great deal of effort was put into this rewrite and a similar effort was necessary for the presentation. We are extremely proud of what C&S has always represented and are now even more proud of the presentation.

Long time C&S players will wonder about the status of the other volumes in the series. The Sourcebooks are being revised and brought up to the standards of this new edition. Similar work is being done on Swords & Sorcerers, Saurians, and Arden. FGU now recognizes the need for adventure packs for the game and these are in preparation. Thus, support material and expansions for the C&S system are in the works and will begin seeing print shortly after the release of this new edition of Chivalry & Sorcery.

It is hoped that you, the reader, will find as much pleasure in these volumes as we find pride and pleasure in presenting them.

SCOTT B. BIZAR  
Editor, Fantasy Games Unlimited



# Appendix

## Contents

Archaeron.....	3	Fighting Mounts.....	64
Arden.....	4	The First Hold.....	65
The maps.....	5	Challenge for Hold.....	65
Movement.....	5	Challenge of Death.....	67
Historical background.....	5	Inheritance.....	67
The current political situation.....	6	Industry & Prices.....	67
Administering a political/military campaign.....	7	Merchants & Trade: Stah'Khuihh.....	67
The military forces of Arden.....	8	Haggling & Prices.....	68
The Imperials legions of Archaeron.....	9	Khuihh Experience.....	68
The 'English' character of Arden.....	10	Travel.....	68
Religion in Arden.....	10	Khuihh Ssk'Aar'Lss: Physicians.....	69
Summary of major Lords & Barons of the Realm.....	11	Hss'Taathian Priest & Mages.....	69
The Map Summary Tables.....	13	Targeting.....	69
Map of Archaeron.....	24	Ssk'Al'Stah: the "Voices".....	69
Map of Arden.....	25	The Office of "Voice".....	70
Map of Arden: Tregaron Marches.....	26	The "Whispers".....	70
Map of Arden: The North Coast.....	27	Succession to the Office.....	70
Map of Arden: The North Coast.....	28	Focus of the "Voice".....	70
Map of Arden: The Channel Island.....	29	The Magick of the "Voice".....	71
Map of Arden: The Channel Islands.....	30	Spells of the Inner Egg.....	72
Map of Arden: The Channel Islands.....	31	Level 1 Inner Egg.....	72
Map of Arden: The Lake Country.....	32	Level 2 Inner Egg.....	72
Map of Arden: Falworth Shire.....	33	Level 3 Inner Egg.....	73
Map of Arden: The Wolf Hills.....	34	Level 6 Inner Egg.....	73
Map of Arden: Valdor Shire.....	35	The Ssk'al'Lugh.....	73
Map of Arden: Andover Shire.....	36	The Kahaariikha: Oomancers.....	73
Map of Arden: Thorien Marches.....	37	The Focus.....	73
Map of Arden: South Tregaron Marches.....	38	The Magicks of the Kahaariikha.....	73
Map of Arden: Richmond Shire.....	39	Oomancy.....	73
Map of Arden: Berkley Shire.....	40	Level 1 Oomancy.....	74
Map of Arden: Pembroke Shire.....	41	Level 2 Oomancy.....	74
Map of Arden: Warwick Shire.....	42	Level 3 Oomancy.....	74
Map of Arden: Arden Shire.....	43	Level 4 Oomancy.....	74
Map of Arden: Radnor.....	44	Level 6 Oomancy.....	74
Map of Arden: Powys.....	45	Basic Fire Magick.....	74
Map of Arden: East Powys.....	46	Basic Water Magick.....	74
Map of Arden: War Shire.....	47	T'KI'T'K: The Metamorphs.....	74
Map of Arden: South March.....	48	Focus.....	74
Map of Arden: East March.....	49	Kulun'Saatha T'KI'T'K.....	75
Saurians.....	50	Spells.....	75
Introduction.....	50	Ukai't'Akh: the Magicians.....	75
The Primaeval World of Saurians.....	50	Focus.....	75
A Campaign World for Dinosaurs.....	51	Potions.....	75
The Big Ice.....	53	The Bath of Ssk.....	76
Combining Saurian and Ice Age Worlds.....	53	Ss'Iss'Khe: the Hunting Caste.....	76
The Dragonlords.....	53	Ss'Iss'K'Akh: the Hunting Mages.....	76
The Hss'Taathian Religion.....	55	Woodcraft.....	76
The Hss'Taathi.....	56	The Kulun'Ssaatha.....	77
Physical Description.....	56	Physical Description.....	77
Hss'Taathian Social Castes.....	56	Social Castes.....	78
The Hss'Taathi Senses.....	57	Kulun'Ssaatha Senses.....	78
Hss'Taathi Characteristics.....	57	Kulun'Ssaathi Characteristics.....	78
Language.....	59	Natural Weapons.....	78
Charisma & Leadership.....	59	General comments.....	78
Hss'Taathi Society.....	59	The Challenges.....	78
Rolling the Characters.....	59	Towns & Cities.....	78
The Character's Ooscope.....	59	Fighting Mounts.....	78
Other Personal Characteristics.....	61	Maritime Activity.....	78
Fighting "Known" Beasts.....	62	Warfare.....	78
Hss'Taathi Family Life.....	62	The Hss'Taathi.....	78
Hss'Taathi Social Organization.....	63	The Kulun'Saath.....	79
Land Area of Holds.....	63	Army Strengths.....	79
The Hhk'ss'ssah Hunting Group.....	63	Glossary.....	83
Income.....	63	Harlech Castle.....	90
Towns & Cities.....	64	A History of C&S.....	95
The Fighting Castes.....	64		



## Archaeron



here does one begin to describe a world with a designed area of more than 10,000,000 square miles, containing several dozen nations and some thousands of towns, cities, manors, and castles, with cultures ranging from Neo-Classical to Dark Ages and High Chivalric feudalism, with purely Barbarian societies mixed in for seasoning? Such a world is Archaeron, and it never stops growing.

Some thousand years ago, the world was largely united under the tyrannical rule of the Dragon Kings, who possessed great Magicks and many Firedrakes to ensure their dominion. However, led by Oberon, Lord of the High Elves, Thorsald Iron Shield, King of the Dwarves, and many lesser lords of the race of Men, the oppressed subject races rose up to cast down their masters. Outnumbered thousands to one, the hard-pressed Dragon Lords augmented the strength of their Dragon steeds with legions of monstrous Goblinoids and Trolls, which they bred in their foul laboratories. However, their powers had grown less over the many centuries of their rule, and their power was broken. Driven to a final refuge on the Dragon Isles in the middle of the Western Sea. The remaining Dragon Lords managed to survive but so few were the numbers of this long-lived but slow-breeding race that they could not hope to recover their lost power for many generations. The terrible war fractured the fabric of civilisation, with the Empire collapsing into a number of tiny nations and large expanses of barbarous wilder-land between. Relations between mankind and the less numerous races of the Elves and Dwarves became strained, and the Elves retreated into the woodlands, the Dwarves into the mountains. Where men were able to maintain some elements of the former Empire, fairly civilised nations emerged (neo-Classical, on the Ancient Egyptian, Greek, or Roman model). Others were reduced to pure barbarism (Steppe Nomads, Nordics, Celts) or feudalism (basic Chivalry & Sorcery' pattern). In the regions most dominated by men, the monsters were decimated but beyond these regions in the vast wilderlands they remained in considerable numbers.

I manage the feudal states and the steppe barbarians. This region consists of 9 feudal nations located along the shores and slightly inland of the Western Sea, which separates the two principal continents currently known in the world. To the east are expanses of forested wilderness, mountains, and, in the Southwest, desert. Beyond that is the vast grassy steppeland of the "Horse Peoples."

To set up these regions, I employed the economic/military/social systems con tamed in *Chivalry & Sorcery*, the *Sourcebook*, *Swords & Sorcerers*, and *Bireme & Galley*. To speed up the design of such an extensive region, I evolved an "instant" feudal holdings system (in *Swords & Sorcerers*), while economics systems were developed (in the *Sourcebook*) to give a more detailed picture of the resources available to both nations and individual characters. When determining the locations of castles, towns, etc., I took into account the effects of the presence of rivers, overland trade routes, and natural terrain when deciding upon the size or strength of a particular population centre or fortification. I also left large expanses of wilderness around and within the national boundaries to permit characters room to expand and also to adventure outside the strict limitations of the social and legal patterns in the "civilised" areas.

It is impossible for a Game Master to develop every detail beforehand when conducting a campaign on this scope, so many specific elements of play are left untended until shortly before the action is proceeding into an area. When the action can be expected to move into a new area, I then develop the principal NPCs in the region, detailed maps of the countryside, etc., which are necessary to carry the role play. To assist in this, I designed a number of lists of standardised NPCs, several "model" villages, towns, and castles, and a few other elements of local 'colour' - which I can activate at need. I have not randomised these elements, however, as I prefer to have a largely preplanned region available to permit me more time to develop atmosphere and attend to the role-play of the participants. Randomisation is used only where I deem a sudden and unplanned encounter, etc., to be appropriate to the story-line I and my players are evolving through our moment-to-moment interactions

Of course, once an NPC does appear on the scene, he becomes part of the on-going campaign, and characters often choose at later dates to seek them out. For instance, one character always makes it a point to call upon several of his NPC "friends" when he is in the area. Not only is this "in character," an expected courtesy, but it often provides food and lodging for the night and a source of much needed intelligence about what has happened in the region while the character was absent. (Such meetings permit me to brief players on current conditions without disturbing the atmosphere we are trying to create and maintain. It also limits significantly the kind and amount of information that the characters could know, which affects role-play significantly.) I often make notes of such encounters to maintain later continuity of my NPCs own personalities and roles in actions that develop in the future.

Needless to say, I have brought a lot of bookkeeping upon myself because I have chosen to run a campaign of large scope. One could just as easily keep the action in a fairly small region. Design is solely a reflection of the Game Master's preferences and the availability of time.

We aim at developing "local colour" out of the conviction that atmosphere is essential to role-playing in character. This conditions the "feel" of Archaeron.

For example, the religious life of the feudal regions is highly varied, with two basic religions predominating. One is loosely modelled on Christianity, but while its outer trappings resemble "Christianity," the Faith involves worship of the High One who sent

his Prophet to give men the Word. Believers are somewhat intolerant of variant beliefs, and members of different sects often become embroiled in most unseemly shouting matches and brawls over an article of faith. Further, to provide variety, one region has no priestly class as such; only monastics, who live somewhat cloistered lives and who provide some of their number to perform "priestly" tasks amongst the general population, as well as to minister to their medical needs because they are also the local physicians. Another nation has a priestly hierarchy right up to Primate, but no monastics. One of the nations has a "Pope" or spiritual head of the church, who lays claim to the obedience of all true believers-but that authority is not recognised in many of the other nations. Or again, in several states, the separation of Church and State is complete, with clerics subject to canon law and immune from the laws and courts of the temporal ruler. In others, the clergy are clearly under the authority of the monarch or the local lords.

Several of the feudal states are devoted to the worship of the Dark Lord, a religion dating back to the Empire of the Dragon Kings. The priests of the Dark Lord are really Mages, Hex Masters or Necromancers, who perform no "miracles" in the C&S sense, but rather rely upon magical spells and Demonology for their power. To escape European connotations, the names and some of the abilities of Demons have been altered, and specific rites have been evolved to invoke and control them, which do not appear in the basic *Chivalry & Sorcery*. Local colour is thus served, and I can escape the fundamentally mediaeval European flavour of *Chivalry & Sorcery* to create the "feel" of another "reality."

In short, I "meddle" with my own rules to produce the environments I desire. The monastic priest/physicians of the Marches, for instance, have no miraculous curative powers but rather rely on the medical skills as outlined in the Physician rules in the *Sourcebook*, while ordinary "brothers" have chironom skills. They are also total pacifists in that they will learn no use of arms and depend upon the highly warlike Holy Fighting Orders (whose members have no clerical powers) to defend them. In Artegon, the seat of the - Pope," the physician arts are forbidden and all medical treatment is performed by the Priests. And so on. In this way, each "class" of player character is modified according to locality and so becomes a sub-class. All one has to do is disconnect some of the modules governing his class or add others to it, or to prohibit certain character types from arising in a particular locality because of the nature of the religion. Paladins, for instance, some only from the Holy Land and may practise only three miracles per day (a deliberate limiting of their powers as outlined in *Chivalry & Sorcery*).

The same "meddling" is even more present in the matter of the practise of Magick. Primitive Talents may arise anywhere, but the learned arts are restricted according to locality. If a character has a calling to a branch of the Arcane, which is not a subject of specialisation in his region, he can advance only to MKL 7, after which he must journey to a centre in which his Art is practised to a high degree. In Archaeron, for instance, Necromancy, Alchemy, Astrology, and Witchcraft (Hex Mastery) are high arts. In the Marches, Forestry and Weaponcraft is the speciality. In Artegon, practise of Magick of any kind is a burning offence, but Shaman may be found in the wild hills of the region, where the people still hold to many of the Old Ways despite the power of the Church. In Kargard, Mages specialise in Cabbalism and the Magick Square. Furthermore, there may be internal specialisation as well, for in Erehwon the practise of Enchantment emphasises Illusion, while in the city of Delgon in Archaeron (the only centre for the study of Enchantment Magick in the land) it is Command, which is emphasised. I have also limited the numbers and kinds of spells readily accessible, which requires characters to go out and find ancient scrolls and books or else managed to "influence" a Great Master to accept them as apprentices or students.

Social rank has different meanings in different regions. In Archaeron, it is the Mages who occupy the positions of - 'nobility.' with status being determined by magical proficiency and political power. Their "underground" rule extends far beyond the borders of their land through the Kingdom of Hwicca. In Artegon, only Priests hold rank worth mentioning. I have developed, therefore, a number of tables to determine social ranks, which are variations of those in *Chivalry & Sorcery*. In the Marches, for instance, one may be a knight, but all command ranks are held by Knights of the Fighting Orders. The social determination table for this region is therefore significantly different than it is for Artegon. Systems are, to repeat what I said earlier, nothing but the instruments to produce desired results and must be modified accordingly. The Only True Way is the one a Game Master requires to create his world. There is not now, nor will there ever be a universal set of rules which will meet all the needs of all players.

Within the "civilised" - lands I control are a number of places of mystery-often ruined towers or even deserted cities abandoned since the collapse of the Empire. These serve as local sources of legend and sometimes of horror, which require exploration by intrepid bands of characters. Such places are even more common in the wilderlands beyond the boundaries of the settled regions. I have about 20 "dungeons" which I use in the campaign, some of which are decidedly low key and are suited for penetration by low-level characters. We have an understanding that such penetrations will not be made by high-level characters, nor will exceptional magicks be employed during the adventures-and that means on both sides. This gives the beginners to the game and the low-level characters a chance. On the other hand, there are places so hostile and magical that even the Great amongst us approach with extreme caution. In any event, the amount of magick, treasure and monsters located in such places of mystery are limited and finite. They can, in short, be totally exhausted and thereby rendered "safe." In this way I avoid the inbred practise of adding and adding and adding to an existing - 'dungeon' or breeding countless monsters simply to provide further opposition to the characters. I like something new,

too, and putting all my eggs in one basket is too limiting. Furthermore, by providing "mini-dungeons" - which are easily drawn up and which can be encountered by wayfarers quite unexpectedly as they journey along on an overland adventure, all of us have a wider range of options.

For example, in one expedition, a band of characters remarked a dark tower outlined against the sky on a distant ridge; and though they could not investigate because of other pressing business, on a later date several returned with other characters to discover its secrets. The fact is that I was prepared for an immediate penetration on the first occasion, but the adventure scenario could be played around it. The players so opted, but noted the tower's existence for future adventuring.

Again, many of our characters have designed their own residences, which always have the capability of being becoming mini-dungeons to be invaded by others. In such cases, the player of that character becomes the Game Master for that portion of the adventure—often with excellent results. Nor do such places have to belong to Mages, as we often have adventures in which no magick is practised.

The wilderland is a region in which almost "anything goes." Unexplored and untamed. It is the natural place to allow encounters of dangerous beasts and "wandering" monsters, and the random tables we developed are printed in the *Sourcebook*. Whether it is only a group of characters out on an afternoon's hunt or a full-scale expedition being mounted— to reach a distant destination, the outdoors becomes an exciting arena in which players can practise woodcraft and take into account the problems of outdoors survival, as well as confront murderous ambushes, legendary beasts, and unexpected places of mystery.

In one section of my wilderland is a great valley surrounded by a high range of mountains cut by only a few treacherous passes. Inside is a small region populated by rugged frontiersmen and intrepid settlers, an outlaw band, and a tribe of dwarves. This is the "settled" region, and it is wilder than most. Beyond the Black River to the east is a great forest. The Enchanted Forest, for so it is, has been transformed over the centuries by an Enchanter reputed to have lived even in the days of the Empire and who, apparently, is still alive! Once inside the forest, subtle illusion spells begin to work on members of any party venturing there. Thus all is not as it seems. I have the actual map of the region as it is, but by the time a party is several miles within the forest, my map and theirs are significantly different. Physical details are altered by spells creating illusory landscapes, and sense of distance and time are lost so that even the illusions are not placed where they in fact occurred, if someone is mapping.

One party, which penetrated this strange forest, included my own Alchemist, Anhydrous Distillatus, a Necromancer by the unlikely name of Gravelly Headstone, and an assortment of other characters including a squire of ducal rank (his Knight and sergeants had been poisoned by Anhydrous when the squire converted to the Dark Lord and was about to be returned by his Knight to the fury of his Crusader father), a female High Elf studying medicine with Anhydrous, her two NPC Wood Elf guards, a drug-using Sergeant, three dwarves, and a thief. One by one the characters succumbed to the illusions of the forest. Anhydrous, who resisted again and again, kept falling asleep, utterly fatigued because of the strain of his resistance. That something was amiss became apparent early in the adventure when one of the dwarves suddenly attacked a stand of fir trees, shouting a battle cry and calling upon his companions to aid him in slaying the fell trolls!

Soon afterward, the party met five trolls feeding upon the body of a hapless wayfarer. The fighters insisted on attacking but the Mages merely drew an enchanted circle of protection and waited for events to unfold, amusing themselves in the meantime with highly erudite discussions of fine points involved in the enchantments of magical foci. Only grudgingly did they break off this fascinating talk when the cries of their companions for assistance broke their concentration, and a few fireballs were loosed to drive off the pesky trolls and get things down to a point where a "man could think." Subsequently, while exploring the mysteries of a magical pool whose contents kept changing their magical qualities each time they were tested, the party was surprised by a huge band of trolls and goblinoids. Taking cover, all except the Alchemist and the Necromancer prepared an ambush, while those two worthies took position in the open to confront their foes and try to play a huge bluff. As soon as the trolls appeared with their goblinoid subordinates, the Mages challenged them and demanded that they give an account of themselves. Expending a few of his precious flasks of magick fire to create an awesome aspect, Anhydrous played the part of a powerful Mage (far beyond his MKL 9), while MKL I Necromancer Gravelly Headstone had his only undead, a skeleton in armour, remove his helm and stare at the assembled band of monsters with vacant eyesockets. Several warning shots loosed from the surrounding woods, an arrow deflected by the Circle of Protection back into the throat of the Uruk Hai who shot it at Anhydrous (Gravelly's luck is phenomenal; it was the most spectacular randomised critical hit I've yet seen!), and another gout of flame at the feet of the Chief Troll (the second last of Anhydrous' flasks of magick fire), and the whole mob broke and ran. It was a superb piece of role-playing.

Incidentally, during this adventure, Anhydrous was NPCed by Wilf Backhaus, who knew my character's personality well enough to anticipate what I would have had him do.

Subsequent adventures included a meeting with the incomparable Arrgh Ruffluk, the canniest troll in the region, who asked the party to bear messages to his brother and his family, a sojourn in a vale of flowers as the guest of a beautiful maid (MKL 20 Conjuror) whose proffered drinks of greeting converted one member of the party into a frog and another into a 2-inch midget, a bridge defended by a Brazen Bull which sustained 200 points of damage from thrown rocks without being slowed down), and a score of other encounters ranging from pure fun to deadly seriousness.

Much of the success of this and other adventures arose from the

character play. Anhydrous and his apprentice, for instance, have a continual struggle for supremacy. Deathly afraid of spiders, Anhydrous is constantly afflicted by the appearance of these hateful creatures -- which his apprentice studiously captures and releases whenever he is irritated at the treatment he is accorded. The apprentice, in turn, is afraid of running water and sunlight, which Anhydrous exploits to good results. Anhydrous and the drug-user are partners, running an Apothecary and Alchemy Shop in the city of Archaeron between adventures. Gravelly Headstone met the trio at an inn, discovered their mutual interest in magick and soon became fast friends. Falling into the company of a beautiful female Elf while journeying to Grimsdale (the mountain-fast valley), Gravelly and Anhydrous discovered her interest in medicine and shared with her some of their knowledge of anatomy - Finding that she was journeying to visit relatives who live in the forest beyond Grimsdale, they invited her and her guards to join the party. Further on, at an inn, they met a Knight, a squire, and two sergeants in company with three dwarves who were leading them to their home in Grimsdale. And thus the plot unfolds, the party is made up, and alliances are formed.

Indeed, it was only because Anhydrous is an adherent of Morgoth that he poisoned the wrathful guardian Knight to protect the squire, who had been converted by Gravelly's persuasive tongue to the worship of Morgoth. (One could not count his - 'worldliness' - and his eagerness to find a rich patron as motives, for Anhydrous is a "devout" man.)

In short, many of the developments in the adventure came from the players as they reacted to the situations, and after a time I was responding to their lead.

Archaeron is the product of several minds, not just my own. This appears repeatedly in role-play. It also appears in campaign design. Trevor Clarke is developing his own region as Game Master. Riyad Jones controls the - "Arab" lands and uses them to play test the systems he is developing for *Saracen & Crusader*—a delightful mixture of history and the Arabian Nights. Robbie Greenhill controls the Holy Land, wherein all our Crusades occur. Because we have been playing together for some time, and because we simply enjoy each other's company, our tastes and procedures are similar. Thus we find no difficulty in cross-play and can bring characters from one region into another without difficulty. Indeed, we are Game Masters together and, even in the middle of a scenario, can step out of character momentarily to solve a problem to mutual satisfaction.

Our youngest player, Rick Nickel, has developed the Nordic lands across the Western Sea, and threatens us constantly with raids and pillage. Of real interest are two large islands he has designed which contain a troll culture and a goblinoid culture—actual nations of monsters. Woe betide any ship lost in the perpetual fog which surrounds these dread isles, for mariners cast ashore there by shipwreck are hard pressed to survive. Rick is 15, a veteran of one year in *Chivalry & Sorcery*, and has ruthlessly mastered the rules to such a point that we are learning from him now.)

The key to success, we have found, is *knowledge* of the rules because that knowledge not only permits us to apply those systems appropriate to the situation, but also allows us to understand when to ignore certain provisions when their application would interfere with the role-play. Second, we function as a team and arrive at common policies so that there is consistency between the various parts of the world we Game Master. I don't have to be present to know what the other Game Masters have done, and I cannot think of an occasion when their approach to application of the rules did not parallel mine. Third, we are *friends* who enjoy each other's company and contributions, and who have a common stake in creating an ongoing fantasy world in which we all feel comfortable. This last consideration, overrides any personal drive to "win" at any cost and smoothes over situations, which could otherwise become tense.

We have developed several hundred player characters, and thus we all help to populate the world in addition to the NPCs. Because we have provision for character advancement in between expeditions, and because we can compute character experience in wars (miniatures battles) or by enchanting and learning spells, it is not necessary to play the same character week by week to get somewhere. Our playing group itself never numbers more than 10 and often a meeting has only 5 or 6 players, so communication is effective and team effort is possible in a way that is difficult to attain in larger groups. Of most significance, everyone has a chance to contribute, thereby taking a large portion of the load from the Game Master's shoulders.

## Arden



Welcome to Arden! Arden is one of the nations in the Archaeron campaign of the designers of *Chivalry & Sorcery*. It encompasses some 136,000 square miles, roughly equal to the area of the British Isles or about sixty percent of the area of France. Arden's total population is about 3.5 million, but only 2,909,110 have been counted by the census conducted every ten years. The population density is about 1/22 that of modern Britain, which means that there are large expanses of trackless wilderness between the settled regions.

Only the bare outlines of Arden are presented here. Players have the basic geography: in a set of 24 maps in a scale of 1" = 12 miles (1 cm = 7.6km) depicting the major towns, castles, and Knight's fees, mountains, hills, rivers, and lakes - in short, the general physical environment. The major feudal holdings are delineated with respect to such factors as their military strength, populations, and economics. A number of aspects of the society, history, and political situation are also presented. However, it is the 'World Master' (the game referee) who must breathe life into the region by providing the local color.



when they refuse to send troops to the armies of Lord Telashaar, declares their lands forfeit to the Empire, and sends in occupation troops. Richard, the Son of the murdered Duke of Arden, raises the banner of revolt and is joined by the sons of Earl Warwick and Earl Pembroke.

**996:** Imperial Legions under Lord Thaaris defeat Richard at the Battle of Shepperton, and the young Duke retreats into neighbouring Warwickshire. Thaaris summons the barons and lords of the province to destroy the rebels. The two rebel Lords are forced to retreat into the lands of Pembroke after a series of running battles,

**997:** Lord Thwarts orders the general destruction of Pembroke as an 'object lesson' and descends upon the region with four of his six crack legions and over 90,000 feudal levies. A third of the total population of the Shire is put to the sword. The remnants of the hard-pressed rebel army withdraws into the wonderland of the Richmond Forest.

**998-1004:** The Wilderlands Campaign: Lord Thaaris finds that the rebels will not stand before him in battle; they simply melt into the forest whenever Imperial forces seem to have them trapped. The rebels are joined by the stalwart yeomanry of Richmond, whose clothyard arrows and powerful longbows quickly prove that even Imperial armor is not defense. Imperial casualties grow to frightful levels as the campaign grinds on, and baron after baron finds some excuse to withdraw from the conflict or to withhold reinforcements. Meanwhile, the civil war in Archaeron has reached such intensity that Lord Telashaar is unable to send any reinforcements to Thaaris. Indeed, the Imperial XII Legion is recalled. By 1103, Falworthshire, the Lake Country, and the South Tregaron Marches have joined the revolt. Thaaris attempts to withdraw into Berkleyshire, still somewhat loyal to the Empire, but the legions are caught in column of march and the Imperial XXV and XVI Legions are destroyed in ambush along the wonderland road leading east to Shrewsbury. Following behind with his two remaining legions and about 15,000 feudal levies, Thaaris finds that his retreat is cut off by a strong rebel army and he is forced to march south into the Black Mountains. At that point, Prince Owain ap Rhys, the fiercely independent War Chief of the mountain clans of Powys, denies passage to the Imperial forces. Caught between two powerful armies, the Imperials are annihilated.

**1005-1009:** With three field armies totalling over 100,000 men, Richard Systematically reduces the remaining I special garrisons and baronies still loyal to the Empire, liberates Pembroke, Warwickshire, and Ardenshire, and, in 1009, lays siege to the last Stronghold of Imperial power at Warminster. The XVII and XIX Legions, rushed north to relieve the siege, are denied passage across the Argath River by a strong force commanded by Prince Owain, and Warminster falls after a five month siege.

**1010-1029:** Richard I: At the age of 29, Richard is proclaimed King, and for the next 19 years he consolidates his rule over the southern shires. The northern shires still remain fiercely independent, now that the Imperials have been cast out, and do not acknowledge the King. For his great accomplishments, Richard I is remembered as 'Richard the Great.'

**1030-1051:** William I: Following in his father's footsteps, William strengthens royal power in Arden and, by a series of lightning campaigns, reduces the northern lords and barons to vassalage by 1048. During his reign, no serious threats appear from Archaeron for the adversaries in the civil war cannot spare the effort.

**1052-1076:** William II: With the victory of Lord Morgaathis over his rival, I special attention is turned toward the lost provinces in 1055. A savage attack is launched against the Five Kingdoms of Thorien by eight legions of the imperial Army, an invasion force of more than 160,000 legionaries and auxiliaries. Despite savage counter attacks through the eastern shires of Arden by William, the Imperials win several stunning victories and obtain the surrender of the Five Kings at the Battle of Silver Springs in 1058. Turning westward, the legions are repulsed by the chivalry of Arden at Tarnston in 1059. For the next five years, Imperial fortunes wane in the north once more as William carries the war back into Thorien and liberates the Five Kingdoms. The fury of Lord Morgaathis cannot be described, but his is powerless to react as his is now embroiled in a bloody campaign with Kargaad and cannot spare the troops for a new offensive. The last year of William's reign is spent in peace.

**1077-1132:** Robert I ('The Unready'): Succeeding to the throne at the age of 14, Robert proves to be weak-minded and is easily manipulated by the barons who surround him. Royal authority is seriously eroded, and the nation becomes fragmented into semi-autonomous baronies which admit only nominal allegiance to the Crown. In 1083, the Sea Wolves begin a series of annual raids against the North Coast from Tregaron to Andovershire, and the weakness of the Kingdom favors their penetrations deep into the interior along the wide navigable rivers. By 1092 the Sea Wolves are in control of the Channel Islands, and the invasion of Valdorshire and the Wolf Hills Country is progressing. Resistance by the local barons is disunified, with each lord seeing to his own demesne and ignoring the fate of his neighbours. Finally, in 1095, a powerful fleet of longships rows up the River Arden to threaten the capital at Arden Town itself. Robert offers lands in Valdorshire and the Wolf Hills and tribute of 400,000 gold crowns, about 4000 pounds of gold. Rolf Redbeard, leader of the Northmen, accepts and becomes Duke of the wolves Coast. His daughter, Astrid the Fair, is married to William, the eldest son of Robert I, to seal the bargain. However, with the death of Rolf in 1109, the northmen repudiate all allegiance to the crown and renew their depredations. In 1132 Robert dies as ignominiously as he lived, choking to death on a cherry pit.

**1133-1155:** William II ('The Hammer'): Succeeding to the throne at the age of 54, the son of Robert the Unready provides a shock to the barons and the Northmen alike; for the mild-mannered, scholarly King casts aside his meek ways to show his true mettle. Supported by the ever loyal earls of Warwick and Pembroke. William conducts a series of campaigns that crush the Sea Wolves and expels them

from Valdorshire and the Wolf Hills, then turns his attention to the arrogantly independent barons who defy Royal Authority. By the end of his reign, the realm is well on the way to becoming Strongly unified by a powerful central government.

**1156-1179:** William III: After the death of the seemingly eternal Lord Morgaathis in 1141, Arden is left in comparative peace by the Empire. Then, in 1158, another campaign is launched by the Dark Lord Klee to reconquer Arden. William organises the Knights of the Silver Cross (a crusading Order of Chivalry to be placed under the direct command of the Archbishop of Warminster, the Primate of the Realm) to defend Eastmarch, the most exposed of all the outlying shires of Arden. The entire reign is spent defending the southern borders against steady imperial pressure. Archaeron makes few inroads, except for the capture of several baronies in Southmarch.

**1180-1191:** Richard II: Richard's reign proves disastrous. His obsessive preoccupation with the Imperial threat leads him to ignore the internal affairs of the realm as he wars constantly against the I special troops who have a foothold in Southmarch. Royal authority is eroded as the barons assert claims for their 'traditional rights' in return for troops and monies required by Richard to continue his crusade. Despite all of his efforts, Richard dies without achieving a victory against the Empire.

**1191-1196:** The Succession Crisis: Dying without a male heir, Richard II leaves Arden with a major political crisis. Two claimants to the Throne emerge: Richard III, son of Richard II's daughter, Alicia, and 'the Duke of Albion, Thomas; and Edward, Earl of Falworth, the great, great grandson of William II and the closest male heir who can trace his descent through a patrilineal line to the throne (inheritance in Arden is through the father, not through the mother.)

## The current political situation



Arden is a Mate torn by internal division and political factions. Thus, the nation is in the throes of one form of civil disturbance or another, often encouraged by Archaeron to the south. Civil war looms large as the supporters of Richard III and the 'Pretender' Edward of Falworth gather to decide the issue of the succession. Richard has been crowned King, but more than two thirds of the lords and barons have not given homage and fealty to the new monarch.

Those players desiring a 'total' campaign should organise Arden on political/military lines. Battles and campaigns may be fought with either miniatures (table-top battles) or with the strategic warfare system (paper and pencil battles) as outlined in Swords & Sorcerers. The membership of the various factions in the designer's own campaign is given below. However, Game Masters may prefer to organise their own factions and are encouraged to do so.

**The Royalists:** These staunch supporters of Richard III have accepted the idea of strong central government. Royal policy is essentially that of William II (curtailment of baronial power and privilege, abolition of the 'right to a private wary restriction of Church authority to strictly spiritual matters, establishment of a system of Royal Justice throughout the realm to replace the Baronial courts, and institution of a tax to provide for a standing army 'to defend the realm against invasion. The members are:

Royal Demesne: lands held directly by H.R.H. Richard III.

- Earl Huntingdon (Map 8)
- Earl Andover (Map 11)
- Earl Blackmoor (Map 11)
- Duke of Albion (Map 12)
- Earl Stoneburv (Map 10)
- Earl Pembroke (Map 16)
- Baron Storm (Map 16)
- Earl Morgan (Map 21)

The symbol of the Royalist Party is a Red Lion on a Gold Field, the arms of the Order of the Companions of the Golden Spear, The King's own order of Chivalry (see Chivalry & Sorcery for details.)

**The Loyalists:** Refusing to accept the suzerainty of Richard III, the Loyalists support the claim of the Earl of Falworth to the Throne. That claim is not entirely unfounded, as inheritance is patrilineal and Edward of Falworth is the closest male heir to the Throne, while Richard's claim is based upon inheritance through Princess Alicia, the daughter of Richard II and wife of Earl Blackmoor. Technically, it can be well argued that Richard could not inherit, but Edward's claim is four generations removed. In any event, the real issue is one concerning who is in positions of influence in the Royal Government, and Edward's supporters tend to be Marcher Barons and Lords closed out of political office. The members are:

- Earl Falworth (Map 8) the 'Pretender'
- Baron Aberayton (Map 1)
- Earl Roxburgh (Map 2)
- Earl Richmond (Map 14)
- Baron Bristol (Map 9)

- Baron Ponsenby (Map 9)
- Baron Ripon (Map 9)
- Baron Tanworth (Map 9)
- Baron Romley (Map 9)
- Baron Hambleton (Map 9)
- Baron Timbridge (Map 9)
- Earl Hull (Map 3)
- Baron Aycliffe (Map 10)
- Baron Afton (Map 13)
- Baron Rockingham (Map 13)
- Baron Durham (Map 13)

Edward's policies do not differ significantly from those of Richard. Thus, the only issue which faces the non-aligned Barons and Lords is the question of who has the best claim to the Throne. The symbol of the Loyalists is the Black Eagle of Falworth on a Red Field.

**The Baronial Party:** Opposed to strong central government by the King, the Baronial Party is the (not always loyal) opposition. The Barons are determined to resist erosion of their traditional rights and regard the King as nothing more nor less than the 'highest noble in the realm's. However, with two claimants to the throne, the Barons are undecided as to which one to back and it is likely that they will split into factions over the issue when the time comes to commit to one side or the other. To complicate matters, Earl Warwick also has a claim to the Throne only slightly weaker than that of Edward of Falworth, and it is not clear whether Earl Geoffrey will press his own claim or whether he will obtain a large following among his fellow Barons. The members are:

- Earl of Warwick (Map 17) leader of the Baronial Party
- Baron Bude (Map 1)
- Earl Attenborough (Map 1)
- Baron Milton (Map 21)
- Baron Kettering (Map 2)
- Earl Wendover (Map 7)
- Baron Antrim (Map 7)
- Earl Berkley (Map 15)
- Baron Delburne (Map 15)
- Baron Royston (Map 16)
- Baron Hillbro (Map 15)
- Baron Hawarden (Map 17)
- Earl Arundel (Map 18)
- Baron Alderson (Map 18)

The Baronial Party is symbolised by the Iron Gauntlet - quite fittingly, for it is a symbol of defiance and challenge to be flung at the feet of those who oppress one or who deny one's rights.

**The Crusaders:** The Crusaders are those Lords and Barons in the south of Arden who have sworn to carry fire and sword 'to the 'foul spawn of Archaeron.' They are fanatically devoted to the cause and spare no effort to embroil the entire nation in their unceasing war against the devil worshippers' and 'Witchlords' whose very presence under the same skies seems to inflame the Crusaders to uncontrollable fury. The members are:

- Duke of Warminster (Map 22)
- Earl Hawkston (Map 23)
- Baron Lion (Map 24)
- Knights of the Silver Cross (Map 24)

The leader of the Crusaders is Archbishop Paul of Warminster, a warrior Primate of the Realm who sees a crusade against Archaeron as a means of both striking down the Godless and, at the same time, averting the civil war which surely will come in the near future. A civil war would fracture Arden to the core and destroy its military strength in senseless fratricidal warfare.

**The Lords of the Black Mountains:** These fiercely independent 'Celtic' Lords (modelled closely upon the Welsh) are nominally vassals of the King of Arden (whoever he may be) through the oaths sworn by the Prince of Rhys. However, they feel little or no personal loyalty to the Crown and tolerate the situation only because 'their prince, Llewellyn ap Rhys, continues to do so. The 'Fellowship' is marred by serious internal squabbles, but 'the men of Powys and Radnor are quick to bury their differences whenever the land is threatened by invasion. Rhys is generally regarded by the people as THEIR Prince, and the King of Arden is seen as a foreign Prince. The Lords are:

- Glamorgan (Map 19)
- Radnor (Map 19)
- Pendragon (Map 19)
- Rhys (Map 20)
- Talgarth (Map 21)

The men of Powys and Radnor are woefully short of Chivalry, but their infantry is superb and their longbowmen without parallel outside of Richmondshire. Earl Morgan, the neighbor of Earl Talgarth, is regarded as a 'turncoat' and a base 'hound at the feet of the Foreign Prince' because he repudiated his allegiance to Rhys and swore fealty and homage to Richard II and his successors. The symbol of the Mountain Lords is St. David's Cross, a diagonal White Cross on a Blue Field.

**The Sea Wolves:** The Barons of the Channel Isles and their vassals are descendants of the raiders who came from the Northlands beyond the Sea of Storms in the early 11th Century A.E. an addition to the regular inhabitants of the Isles, anywhere from 10 to 30 longships and their piratical Nordic crews may be found in the region, for the raiders have a most congenial relationship with their 'cousins' and use the Isles as bases from which to prey upon shipping and to raid the North Coast regions of Arden.

The Barons of the Isles have formed a loose alliance under Baron Hyde, and their naval strength has been combined to form a powerful fleet to defend the islands from attack by Arden's naval squadrons. Members of the Brotherhood of the Coast are:

- Baron Hyde (Map 3)
- Baron Alton (Map 4)
- Baron Grace (Map 4)
- Baron Midway (Map 4)

The early raiders settled in the Isles and intermarried with the local inhabitants, adopting, in time, many of the customs of the region. However, many still bear their Nordic names and exhibit the berserker ferocity of 'their ancestors, and the 'civilization' is only skin deep. They still maintain close ties with those of Nordic blood who settled in the Wolf Hills region and remained there; this has led to faint leanings toward the cause of Edward of Falworth, for the men of the Wolf Hills support his claim to the of Arden.

**The Dwarves of the Black Mountains:** A powerful nation of Dwarves inhabits the mountains of Powys. King Arn Hammerhand is the mortal enemy of the Celtic mountaineer, who have repeatedly oppressed his people, and woe betide the man of Powys who falls into the hands of the Dwarves. Politically, he is neutral, except for Celts and Archaeronese legionaries. Symbol of the Dwarves of the Black Mountains is a Mailed Fist clutching a Warhammer of a Black Field.

**The Elves of Tregaron:** The proud Elves of the Wilderland of Tregaron number some 2500 fighters. They have resisted Archaeron since it first extended the tendrils of its power into the north in the 11th Century A.E. The Elf Lords have maintained an easy truce with the men of the Western Marches and, on occasion, have combined with them to make war on the tribes of Goblins that abound in the hills of the Wilderland (off maps) and raid the lands of the Elves and the Marches. They have little interest in the affairs of men and do not intervene in the affairs of the 'mortals.' Their King, Erelinor, enjoys a personal friendship with the Earl of Falworth, who spent much time in the Tregaron Wilderland campaigning against the Goblins and Trolls when he was a Squire under his uncle, Baron Aberayton.

## Administering a political/military campaign



First, the World Master should not feel under any constraint to use the political situation outlined here, and the memberships of the various factions can readily be altered. One can easily make up new factions to replace those given. The intent here is only to provide a useful model which might be used for a campaign.

Secondly, the World Master should not feel that he alone is responsible for operating all of the baronies. Players can be assigned to the various regions and will act as the 'Lords' or those regions for the purpose of conducting the political/military campaign. They need not have actual characters in positions of leadership, but rather may administer NPC's (non-player characters.) If they do receive noble characters who are born into a particular title (see C&S for inheriting sons,) those characters will be assumed to be of level 6 automatically and a minimum of 18 years of age. Characters born into noble families will have to wait for father to die (10% chance per year plus 2% per experience level) to succeed to the title.

When a player is put in charge of a region, his chivalric and noble characters should all be born in that region to prevent conflict of interests. The political/military campaign is an adversary style of play, with each player or group of players attempting to outmaneuver the others. Emphasis is clearly placed on winningly the object is to defeat one's enemies in battle, to woo barons away from their factions and to increase one's feudal holdings by outright conquest. This function may conflict with straight adventuring and should, therefore, be divorced from it with regard to those noble characters and those chivalric characters who will be under a feudal obligation to take sides.

The membership of factions can change. Whenever an NPC member of a

faction suffers a campaign defeat in a given year (the conditions for this can vary, but usually it means being crushed in several battles or else losing significant holdings,) the NPC Lord will seriously consider withdrawing from the fray. At the end of the campaign season (usually October) the NPC Lord will waver in his loyalties to the causes Roll 1d100 with 1-25 signifying that the NPC Lord becomes neutral; 26-100 signifies that he will fight on but another campaign defeat will increase the chance of neutrality by 25%. (In four years of losses, he will thus withdraw from the factions.) In the beginning of the next campaign season (April) 1d100 will be rolled for the neutral NPC Lord to see if he is prepared to accept the blandishments of the various factions vying for his support. If 1-25 turns up, he is receptive. Each player then rolls 1d6 to see who has won the support of the receptive NPC Lord. The highest roll wins. However, if 26-100 turns up on the 1d100 roll, the NPC Lord remains neutral for the next campaign Season, and +25% is added to his chances of becoming receptive in the following Spring.

This system is optional only, and the World Master and his players can adopt any other System they choose to decide the variable membership of factions. See also the 'Making Alliances' procedures in Chivalry & Sorcery (under 'Influence') for further ideas.

Battles can be fought with miniatures and/or with the pencil-and-paper system given in Swords & Sorcerers, which makes provision for the prowess of individual characters as well as the outcome of entire battles. Thus, warfare can be used by characters as a means of personal advancement.

If adventuring is also being carried on, which is most likely, the political/military campaign should not be allowed to dominate too much time at the expense of the individual role-play. Ideally, the grand events should be used as a backdrop for individual characters' adventures. Many scenarios can be generated at the local level. For example, a Knight character and his friends (other player-characters) might have to defend the manor against raids by foragers from an invading army; messages might have to be carried great distances to allies, with numerous possibilities for dangerous encounters during the journey; or 'freebooters' might join one army or another as mercenaries, with expectation of plenty of fighting, loot, and possible honors and promotion. Defeated characters might be forced to hide out in the forests in traditional Robin Hood style, waging guerilla war on the occupiers of their lands and the oppressors of their people.

## The military forces of Arden



Summaries of the numbers and types of troops available to each baron are provided in the data tables which follow later in this booklet. Players would do well to consult the mass-action and strategic warfare rules in Chivalry & Sorcery and the Swords & Sorcerers expansion book for details not presented here.

Each holding will have troops in the following proportions and with the following characteristics, where applicable:

Troop Type	Composition	Morale	Class	Strategic Points	Casualty Points
Pure Chivalry	50% Kts./50% Sqrs.	A	SHAC	50	50
Chivalric 'Spear'	25% Kts./25% Sqrs./50% Sgts. or P. Sgts.	A	HAC	40	40
Scratch Cavalry	80% Sgts. or P. Sgt. plus Kts. and Sqrs.	B	AC	35	37
Sergeantry	90%+ Sgts. or P. Sgts. plus Kts. and Sqrs.	B	AC	30	32
Pure Sergeantry	95%+ Sgts. or P. Sgts. plus Kts. and Sqrs.	B	AC	25	32
Scout Cavalry	Sgt. or P. Sgts.	B	HC	20	27
Men-at-Arms (1) in most of Arden	Pike/Halberd Infantry (50% of total) Heavy Crossbowmen (25% of total) Light Crossbowmen (25% of total)	A A B	HI HI HI	10 13 9	25 25 22
Men-at-Arms (1) in Richmond, S. Tregaron, & Celtic Regions.	Halberd Infantry (25% of total) Longbowmen (25% of total) Longbowmen (50% of total)	A A B	HI HI HI	10 13 10	25 25 22
Yeomanry in most of Arden	Light Crossbowmen (25% of total) Infantry (25% of total) Infantry (50% of total)	B B C	MI MI MI	8 7 5	22 22 20
Yeomanry (1) in Richmond, S. Tregaron, & Celtic Regions.	Longbowmen (10% of total) Longbowmen (30% of total) Infantry (10% of total) Infantry (50% of total)	A B B C	MI MI MI MI	13 10 7 5	25 22 22 20
Militia	Pike Infantry (25% of total) Light Crossbowmen (25% of total) Pike Infantry (25% of total) Pike Infantry (25% of total)	A B B C	HI HI HI HI	10 9 8 5	25 22 22 20
Peasantry	Infantry (100% of total)	D	LI	2	20
Nordic Raiders (2)	Berserker Infantry ( 10% of total) Infantry (40% of unit) Infantry (50% of unit)	A A B	HAI (MI) HI HI	25 13 11	30 25 22
Mercenaries	Pike/Halberd Infantry (50% of total) Light Crossbowmen (50% of total)	B B	HI HI	10 11	22 22
Regular Free company (3)	Cavalry (20% of company) Military Artificers (10% of company) Mounted Pike Infantry (40% of company) Mounted Heavy Crossbowmen (30%) + Assorted Siege Engines & Equipment	B B B B	AC HI HI HI	30 14 14 15	32 22 22 22
Elite Free Company (3)	Cavalry (30% of company) Military Artificers (10% of company) Mounted Pike Infantry (30% of company) Mounted Heavy Crossbowmen (30%)	A A A A	HAC HI HAI HI	40 16 16 17	40 25 30 25
Dwarves (4)	Elite Infantry (30% of total) Regular Infantry (60% of total) Military Artificers (10% of total)	A B A	HAI HAI HAI	18 16 22	35 32 35
Elves (5)	Elite (Noble) Infantry (10% of total) Heavy Infantry (20% of total) 'Light' Infantry (70% of total)	A A B	HAI HI MI (LI)	28 23 16	30 25 22

Strategic Points: per man in small armies; per ten men in large armies.

march. Elite and heavy infantry units are sometimes mounted for distance marches, but dismount for battle.

Casualty Points: per man in small armies; per f inure (20 men) in large armies.

- Missile troops will function as shock troops in addition to usual skirmishing or missile firing duties. Add +6 to initial attacks from ambush when operating in woodlands or hill/mountain country in the case of Men-at-Arms and Yeomanry from Richmond, Tregaron, and Celtic regions if the territory is familiar to the commanders, as these troops are specialists in such styles of warfare.
- Nordic raiders have 1/3 archery (short bow) and 2/3 short-range fire with spears and axes.
- Mercenary Free Companies are 100% mounted, with infantry and artificers dismounting to do battle ('they have no cavalry training to speak of, but may be rated as 'B' class HC, like Scout Cavalry: in battles of maneuver requiring fast movement over considerable distances. Artificers and missile troops will function as shock troops in addition to their usual duties, if required.
- Dwarves are Nordic in character, and thus have 1/3 archery (heavy crossbow) and 2/3 short-range archery fire with spears and axes built into every unit.
- All Elves are armed with Elvish Long Bows and ever: unit has 100% missile fire. Movement of heavy troops is at Medium Infantry speeds, and woods do not slow them down. Light troops move at 150% Light Infantry speeds on the

## The Imperials legions of Archaeron



While Archaeron itself is off the maps, it is highly conceivable that clashes will occur between Imperial troops and the armies of Arden. For the moment, assume that only 6 Imperial Legions are available for operations against the southern frontier of Arden.

Legion XX: Frontier Duty. Elements of this unit may be found in the frontier fortresses from map 22 to 24. The numbers of troops in each fortification are not given in the tables to represent variable garrisoning, but from 1 -5 cohorts may be placed in any fortress.

Legion XXI : Frontier Duty. Elements of this unit are based in a line of fortresses to the south of Map 19 to 21.

Legions XXII and XXV are on strategic reserve to the south of the mapped region, an average of 6 days' march from any point on the southern edge of the map.

Legions XXIII and XIV are presently quartered in the captured town of Castlebridge (map 23) to cover the 1 special bridgehead over the River Argath.

The Imperial Legions are remarkably similar in general organisation, tactics, discipline, and equipment to the forces



found in the late Roman Empire, and especially in the Byzantium of Belisarius. They are trained to fight in units (unlike Knights, who tend to fight as undisciplined and unmanageable individuals, as do most feudal troops.) Each 10,000 man legion is divided into sweet:

cohorts of 500 men each. Five cohorts are the cavalry force of the legion, although each infantry cohort contains twenty cavalry for scouting and screening purposes.

Troop Type	Composition	Morale	Class	Strategic Points	Casualty Points
Cataphract	Super Heavy Armored Cavalry Heavily Armored Cavalry Heavily Armored Cavalry	A	SHAC	50	50
		A	HAC	45	40
		B	HAC	40	37
'Heavy' Cavalry	Armored Cavalry Armored Cavalry Armored Cavalry	A	AC	40	35
		B	AC	35	32
		C	AC	30	30
'Medium' Cavalry	Heavy Cavalry Heavy Cavalry	B	HC	30	27
		C	HC	25	25
'Light' Cavalry	Medium Horse Archers Medium Horse Archers	B	MC	25	27
		C	MC	20	25
Sagitarii	Light Horse Archers Light Horse Archers	B	LC	22	27
		C	LC	18	25
Legionary	Heavy Infantry (Pike or javelin-armed) Heavy Infantry (Pike or javelin-armed) Heavy Infantry (Pike or javelin-armed)	A	HI	16	25
		B	HI	13	22
		C	HI	9	20
Auxiliary	Medium Infantry (javelin-armed) Medium Infantry (javelin-armed)	B	MI	10	22
		C	MI	8	20
Auxiliary Archer	Medium Archer (composite bow) Medium Archer (composite bow) Medium Archer (composite bow)	A	MI	13	25
		B	MI	11	25
		C	MI	7	22
Combat Artificer	Heavily Armored Infantry (mounted) Heavily Armored Infantry (mounted)	A	HAI	20	30
		B	HAI	16	27

A typical Imperial Legion would have the following composition:

Cohort Type	Composition	Number per Legion
Cataphract	500 SHAC or HAC	3
Heavy Cavalry	300 AC 100 HC 100 MC/Horse Archers	1
Scout Cavalry	100 HC 200 MC/Horse Archers 200 LC Sagitarii	1
Legion Cohort	500 HI 20 HC, MC or LC (Scout Cavalry)	1
Auxiliary Cohort	200 MI 300 MI (Archers)	1
Assault Cohort	500 HAI/combat Artificers	1
Total	10,200 men	20 cohorts

The chances of a crack imperial Legion being stationed on such an unimportant border as the Arden Frontier is rather small. Of typical Legion would be about 25% class A, 50% class B, and 25% class C - The World Master can, of course, choose whatever composition he wants for the Imperials. In our campaign, the Legion XXIII is 40% class A and 60% class B, a truly effective unit. Legion XXV is a 100% class A unit, with two extra cohorts of Cataphracts attached - the 'Fire Brigade' of the Northern Front. Legions XX, XXI and XIV are standard as given above. Legion XXII is a 'green' unit with 10% class A, 30% class B and 70% class C.

The Imperial Legions should be regarded as 'professionals' who will not charge unless ordered to do so. They engage in combat and check morale like mercenaries, and when broken a Legion will either form square or cut its way through anyone who opposes its exit from the battlefield.

## The 'English' character of Arden



Arden was conceived as a fantasy analogue of 'Merrie Olde England' as one might readily conclude from just the place names. This was done to assist players in making an easy transition into a fantasy world which was somewhat familiar and so eliminating some of the problems which arise in role-play because of a player's local unfamiliarity with the manner in which a fantasy world works on a day-to-day basis. Other nations to be published in this Series will have marked differences to the 'English' quality of Arden and thus, will provide useful contrasts for role-play activities.

All characters born in Arden will be assumed to know the customer laws, etc. of the nation. World Masters should instruct players on their interpretations of Arden's society and customs when the question arises 'to avoid the silly confusions and mistakes that occur when players act in ignorance of what is accepted or frowned upon. All this need not be done at once, but World Masters should remember 'that characters live in the fantasy world and are not ignorant of many of its features. Arden should be seen as 'English' in quality; this gives players a good idea of what is proper or importer.

## Religion in Arden



The Archaeron campaign has no religious denominations comparable to Christianity, but in Arden the organisation of the clerical institutions is similar to that of the Christian Church. Thus, the titles used in Chyvally & Sorcery are also used in Arden.

There are a number of Deities:

**Artal:** The 'Great god's Lord of the Universe and chief of all the deities. Only servants of Artal are 'ordained' as priests in the full sense of the word. Priests of Artal are devoted to learning, and some become Monks and retire to the Abbeys to pursue knowledge and learning. Many become community priests, however, and are permitted to marry, Priests of Artal go unarmed and do not believe in shedding the blood of any living thing. (Their Sole weapon is the Staff of Artal, an iron-shod quarterstaff which delivers 114 points of damage per WDF, has a 50% chance of rendering a 'victim' of roughly man-size unconscious upon scoring a critical hit, is targeted as a scimitar for hit and critical hit determination, and which can be 'sanctified' to +5 by the priest. The Archpriest of Warminster (Archbishop) is the head of the 'Church' of Arden, but his authority is moral and spiritual. Bishops may be found in each of the fortified towns in the nation. Symbol : Five-pointed Star of silver on a black field. Clothing: priestly robes of brown, black or red.

**Mara:** The 'All-Mother' wife of Artal and the Goddess of Women. The Cult of Mara is very popular among the womenfolk of Arden for she represents all of the womanly virtues. She is the Mother of All, and therefore, her priestesses will take no part in any matters involving violence. Priestesses of Mara are permitted to marry (usually choosing Priests of Artal or Priests of boreal,) and work in the general community to reduce suffering and to aid the poor and unfortunate. They perform miracles, but are also accomplished physicians. Symbol : A Circle of Gold subtended by a Cross (universal symbol of femininity) on an azure field.

**Torval:** The God of War and Judge of Princes. All fighting men are devoted to Torval the Wolf, for from him comes as! strength and courage in battle. In Arden, trial by combat is the only judgement accepted by accused Knights, over which Torval presides. War is merely the extension of the trial by combat to determine a wide variety of issues under dispute. Priests of Torval are all fighting men who have taken holy vows to serve the God of War. They can perform no miracles except to turn Undead, and all become surgeons. Priests of Torval wear full armor, are accorded Chivalric rank, and often fight in war. Their function is to act as advisors of their Lords and the Princes, to enforce the Code of Lawful War and the Laws of Chivalric Trial by Combat, and to provide the medical aid required by all those stricken on the field of battle. The: have a remarkable effect on animals, and usual: can be seen with a dog, cat, or other such creature in attendance. One group of the Servants of Torval has formed a Holy Fighting Order, the Knights of the Silver Cross, composed largely of lay Knights and officered a: Priests of Torval. The Order is opposed to the 'barbaric' religion of Archaeron and might be regarded as a crusading Order. Symbol : A Grey Wolf on a red field. (Fighting Order: a Silver Cross with the head of the Grey Wolf in the center.) Clothing: Chivalric, usually with a white or red surcoat emblazoned with the Wolf of Torval.

**Faral:** The God of Gambling and Fortune. Faral has no priests but numerous followers.

**Lysistris:** The fickle Goddess of Weather. Lysistris has no priests, but sailors and soldiers devote much attention to exhorting her to 'improve' conditions.

**Thavia:** The Goddess of Harvests and daughter of Artal and Mara. Thavia is married to Torval, and is the goddess most prayed to by farmers. She has no organised priesthood.

**Val:** The God of Thieves. Val has no priesthood but is venerated by all those devoted to increasing their fortunes in less than legal ways.

**Morgaath:** The God of Evil. Morgaath has a very few adherents in Arden, for he is the patron god of the arch-enemy, Archaeron. Thus, Morgaath has been converted by the people of Arden into a devil's along with the many other deities believed in by the Archaerones. His only adherents might be the occasional Hex-Master or Covenist. Symbol : The Pentagram of silver on a black field .

In general, religion is practiced with tolerance in Arden. Only the followers of Morgaath run the risk of burning at the stake for their beliefs.

## Summary of major Lords & Barons of the Realm

The following tables summarise the essential features of the great holdings of Arden; the entries are as follows:

**Lord:** The noble holding the particular demesne.

**Rank:** The feudal rank of the lord or Baron.

**Lvl.:** The experience level of the current Lord or Baron. (These can change as they die and are replaced by their heirs.)

**BIF:** The Basic Influence Factor of the Lord or Baron who has the demesne. The BIF is not only reflects the birth and title of the noble, but also the number of men he commands (1 BIF per 1000 men in his demesne eligible for military service.)

**TIF:** The Total Influence Factor of the Lord or Baron. The TIF is a representation of the over-all influence the Lord possesses. It is a combination of the BIF, twice the CL, and the 'honours' won by the Lord, as well as his experience level. The TIF can be seen as a measure of the status of a lord in the eyes of his peers. It does not measure approval, merely the power of the lord as others see him.

**CL:** The command level of the Lord or Baron, used in C&S mass-actions with miniatures or with the strategic battle System. It is a measure of leadership in the field.

**Kts. & Total Fighters:** The number of knights and fighters in the demesne.

**Yearly Levy :** The number of fighters owed by the Lord or Baron to his overlord (usually the King.) These may not be called for by the King, and they may not necessarily be provided in any case - depending on the Lord's current relationship to the King. A Lord may count on 50 + 1/2d100% Service by his own vassals.

**Scutage:** The amount owing in Gp/Fighter not provided as requested by the King. Again, a Lord might prefer to send money to the King rather than troops in a given year, or might cut down on the number of troops requested in a given year, The money is supposed to pay for replacements. In some instances, where a Lord is on bad terms with the King, neither money nor troops might be sent.

**Political Office:** The office (if any) held by the Lord or Baron in the Royal Government. In most cases, holding high office indicates the loyalty of the Lord to the Crown and/or the trust placed in him by the King.

Lord	Rank	Map	Lvl.	BIF	TIF	CL	Total Kts.	Fighters	Total Levy	Yearly		Political Office
										Scutage	Income	
Royal demesne	King	8	-	-	-	17	1614	50/800	5	9240	-	
Royal demesne	King	10	-	-	-	60	4647	40/1860	5	68496	-	
Royal demesne	King	12	-	-	-	10	4860	50/2430	5	37440	-	
Royal demesne	King	15	-	-	-	46	577	40/2230	5	31800	-	
Royal demesne	King	16	-	-	-	60	4455	50/2225	5	22320	-	
Royal demesne	King	17	-	-	-	81	6214	50/3105	5	33408	-	
Royal demesne	King	18	-	-	-	206	26570	50/13285	5	235776	-	
Royal demesne	King	22	-	-	-	73	6870	50/3435	5	78240	-	
Royal demesne	King	23	-	-	-	56	4632	50/2180	5	39300	-	
Royal demesne	King	24	-	-	-	60	6620	50/3310	5	62580	-	
All Royal Holdings	King	-	10	147	167	4	669	72059	48/34860	-	618600	King
Attenborough	Earl	1	17	54	83	5	84	6622	20/1300	3	-	-
Bude	Baron	1	22	32	63	3	36	2753	10/275	3	-	-
Aberayton	Baron	1	16	38	78	6	15	8325	10/830	3	-	Admiral of Tregaron Coast
Roxburgh	Earl	2	16	58	95	3	108	10929	20/1300	5	-	Admiral of the North Coast
Milton	Baron	2	11	34	57	4	60	4325	05/215	5	-	-
Kettering	Baron	2	19	34	74	5	60	4612	05/230	5	-	-
Hull	Earl	3	9	56	91	5	52	8093	05/400	5	-	Admiral of the Two Ports
Hyde	Baron	3	21	44	96	6	36	4047	-	-	-	(Admiral of the isles)
Alton	Baron	4	12	47	70	3	36	7440	-	-	-	-
Grace	Baron	4	15	43	78	5	15	3465	-	-	-	-
Medway	Baron	4-5	8	43	62	4	21	3972	-	-	-	-
Wendover	Earl	7	7	73	82	3	160	13009	05/650	5	-	-
Antrim	Baron	7	14	36	68	5	76	6162	05/310	5	-	-
Falworth	Earl	8	10	76	112	6	166	16920	05/846	5	-	Pretender
Huntingdon	Earl	8	19	54	104	5	85	6892	05/340	5	-	Privy Council
Bristol	Baron	9	14	32	56	5	30	2665	-	-	-	-
Ponsenby	Baron	9	12	26	43	2	14	1168	-	-	7200	-
Ripon	Baron	9	18	26	52	3	15	1275	-	-	7740	-
Tamworth	Baron	9	12	25	41	2	7	886	-	-	5640	-
Romley	Baron	9	7	26	37	3	24	1832	-	-	10332	-
Hambleton	Baron	9	10	26	42	3	7	1806	-	-	16260	-
Timbridge	Baron	10	17	26	52	3	15	1225	-	-	7716	-
Stonebury	Earl	10	23	55	97	4	99	7590	-	-	27768	-
Aycliffe	Baron	10	12	33	59	4	39	3333	-	-	11496	-
Andover	Earl	11	12	61	100	4	181	13426	20/2685	5	40752	Privy Council
Blackmoor	Earl	11	15	62	121	5	147	14555	10/1455	5	67167	Lord Admiral of Arden
Albion	Duke	12	28	76	159	4	227	16998	10/1700	5	48228	Chancellor of the Realm
Afton	Baron	13	9	32	55	3	36	2635	05/130	8	10356	-
Rockingham	Baron	13	13	35	58	3	53	5166	05/260	8	24756	-
Durham	Baron	13	11	33	57	5	56	3953	05/200	5	17004	-
Richmond	Earl	14	8	56	79	6	94	8843	-	36036	-	-
Berkley	Earl	15	10	65	89	5	201	17451	05/870	5	65652	-
Delburne	Baron	15	13	32	65	3	37	2649	-	7	14520	-
Royston	Baron	15	11	33	51	2	49	3573	05/180	5	17580	-
Hillbro	Baron	15	8	31	50	4	15	1237	-	-	6960	-
Pembroke	Earl	16	20	71	149	6	302	23526	40/9400	5	75564	Earl Marshal of the Realm
Blatchford	Baron	16	10	32	47	2	37	2769	05/140	5	12240	-
Storm	Baron	16	14	32	84	4	27	2164	05/11	10	12504	Keeper of the Privy Seal
Warwick	Earl	17	20	70	143	6	259	22812	05/1140	7	51048	-
Hawarden	Baron	17	11	35	52	3	70	5165	05/260	5	21960	-
Alderson	Baron	18	16	50	76	3	75	5475	05/275	5	25920	-
Arundel	Earl	18	10	60	99	4	153	12000	05/600	7	31980	-
Glamorgan	Baron	19	15	33	78	4	42	3634	(50/1820)	(4)	32400	-
Radnor	Earl	19	11	56	87	4	64	8356	(50/4180)	(4)	49176	-
Pendragon	Earl	19	18	56	116	5	30	8075	(50/4040)	(3)	50460	-
Rhys	Prince	20	16	90	153	5	149	37733	10/2100	5	196020	Prince of the South
Talgarth	Earl	21	10	53	86	4	49	5275	(30/1580)	(4)	45720	-
Morgan	Earl	21	14	58	121	5	77	10630	10/1060	5	101880	Chancellor of Exchequer
Warminster	Duke	22	10	84	134	5	309	24880	10/2500	7	135900	-
Hawkston	Earl	23	12	62	85	3	158	14492	10/1450	7	81792	-
Lion	Baron	24	8	33	47	3	36	3872	-	-	38340	-
Kts. Of Silver Cross	Senes.	24	20	79	140	5	606	19592	-	-	123840	-

## The Atlas Summary Tables



The following tables summarize the most important aspects of each of the holdings of the major lords and barons and their chief vassals. The entries are as follows:

**Demesne/Town:** The name of the holding (and the title by which the Lord/Baron/Bannerette is known.) Towns marked with an asterisk (\*) or listed as Free Towns are under Royal Charter and enjoy their own government, when listed under the Demesne of the Lord, a free town has given its allegiance to that Lord but retains internal autonomy.

**Lord:** The Lord or Baron who controls the named demesne. It should be noted that subintegrated demesnes have solid lines drawn part way across the page to separate subintegrated lands whose lords owe allegiance and service as vassals to the Lord of the broad demesne. Also, the following abbreviations are used: Bn. = Baron; Bt. = Bannerette; Kt. = Knight (of superior ranks Overlord: The Lord of

the demesne to which a particular holder owes allegiance as a vassal.

**Type:** The class of the major fortifications in the demesne. C1, C2, etc., refers to Castle Type 1, Castle Type 2, etc. SK = strong shell keep. Town = unwallied settlement. F. Town = strongly fortified settlement with walls at least 25 feet tall and five feet thick. Many of the walled towns are almost as well fortified as Strong castles, especially the frontier towns.

**Kt., Sqr., Sgt., Men, P. Sgt., Yeomen, Serfs, Militia, mercen.:** A listing of all the various classes of troops and their numbers which will be available from a particular demesne. These are summarised at the bottom of each Great Lord's section.

**Households:** The number of households or families in the region.

**Total Pop.:** The total population of the region; generally households x 10.

Fief Revenue: The revenues received to a particular Lord from his demesne (essentially the result of crop sales, etc.) after his household and personal troops have been taken care of.

Tax/Rents: The amount received by a Lord and by his Overlord from other Sources of income besides his personal holdings. These are usually feudal fees and the like paid a: vassal to Lord. Note :

both the Lord and his Overlord obtain a like amount; the vassal does not Simply pass the monies to his Superior. In the case of the King, he can expect to receive monies of this type only from his Royal Demesne. Arden men all hate paying taxes and avoid them with an eagerness that should be applauded. Thus, the Royal taxes amount to only 10% of the taxes indicated in those areas solidly loyal to the King.

MAP 1: THE TREGARON MARCHES

<u>Demesne/Town</u>	<u>Lord</u>	<u>Overlord</u>	<u>Type</u>	<u>Kt.</u>	<u>Sqr.</u>	<u>Sgt.</u>	<u>Men</u>	<u>P.Sgt.</u>	<u>Yeomen</u>	<u>Serfs</u>	<u>Militia</u>	<u>Mercen.</u>	<u>Households</u>	<u>Total Pop.</u>	<u>Fief Revenue</u>	<u>Tax/Rents</u>
EARL of ATTENBOROUGH			H.R.H.													
Attenborough Castle	Earl	H.R.H.	C5	40	40	120	400	120	600	1200	-	200	1470	14700	735	368
Market Basen		Attenbro.	F.Town	-	-	-	-	-	-	-	215	-	160	1600	160	-
Cromer		Attenbro.	town	-	-	-	-	-	-	-	160	-	120	1200	120	-
Saffron Walden		Attenbro.	F.Town	-	-	-	-	-	-	-	190	-	140	1400	140	-
Belton Castle	Bt.	Attenbro.	C2	12	12	36	120	36	180	360	-	-	441	4410	221	110
Belton		Belton	town	-	-	-	-	-	-	-	105	-	80	800	80	-
Rotheringham Castle	Bt.	Attenbro.	C3	20	20	60	200	60	300	600	-	100	735	7350	368	184
Knotty Green		Roth.	town	-	-	-	-	-	-	-	175	-	130	1300	130	-
Penn Castle	Kt.	Attenbro.	C1	7	7	21	70	21	105	210	-	-	257	2570	129	65
Penn		Penn	town	-	-	-	-	-	-	-	80	-	60	600	30	15
Beaconsfield Castle	Kt.	Attenbro.	C1	5	5	15	50	15	75	150	-	-	172	1720	86	43
Beaconsfield		Beacon.	town	-	-	-	-	-	-	-	105	-	80	800	80	-
Totals				84	84	252	840	252	1260	2520	1030	300	3845	38450	2279	785
BARON BUDE			H.R.H.													
Bode Castle	Bn.	H.R.H.	C4	26	26	78	260	78	390	780	-	80	956	9560	478	239
Bude		Bude	town	-	-	-	-	-	-	-	105	-	80	800	80	-
Nark		Bude	town	-	-	-	-	-	-	-	120	-	90	900	90	-
Nantes Castle	Bt.	Bode	C1	10	10	30	100	30	150	300	-	20	368	3680	184	92
King's Hill*		Bode	F.Town	-	-	-	-	-	-	-	160	-	120	1200	120	-
Totals				36	36	108	360	108	540	1080	385	100	1614	16140	952	331
BARON ABEAYTON			H.R.H.													
White Castle	Bn.	H.R.H.	C4	31	31	93	310	93	465	930	-	100	1139	11390	570	285
Tewksbury		Aberayton	town	-	-	-	-	-	-	-	175	-	130	1300	130	-
Folkstone		Aberayton	town	-	-	-	-	-	-	-	120	-	90	900	90	-
Aberayton (Port)*	Bn.	H.R.H.	F.Town	-	-	-	-	-	-	-	2700	250	2000	20000	2000	-
St. Austell's Castle	Bn.	H.R.H.	C1	7	7	21	70	21	105	210	-	-	257	2570	129	65
Rosebury (Port)		Aberayton	town	-	-	-	-	-	-	-	225	-	170	1700	170	-
Porthcawl (Port)		Aberayton	town	-	-	-	-	-	-	-	215	-	160	1600	160	-
Auldford Castle	Kt.	Aberayton	C1	8	8	24	80	24	120	240	-	-	294	2940	147	74
Wisbech		Auldford	town	-	-	-	-	-	-	-	150	-	110	1100	110	-
Girvan Castle	Bt.	Aberayton	C2	12	12	36	120	36	180	360	-	-	441	4410	221	110
Girvan		Girvan	town	-	-	-	-	-	-	-	160	-	120	1200	120	-
Alderson Castle	Kt.	Aberayton	C1	7	7	21	70	21	105	210	-	-	257	2570	129	65
Alderson		Alderson	town	-	-	-	-	-	-	-	135	-	100	1000	100	-
Totals				65	65	195	650	195	975	1950	3880	350	5268	52680	4076	599

MAP 2: THE NORTH COAST

<u>Demesne/Town</u>	<u>Lord</u>	<u>Overlord</u>	<u>Type</u>	<u>Kt.</u>	<u>Sqr.</u>	<u>Sgt.</u>	<u>Men</u>	<u>P.Sgt.</u>	<u>Yeomen</u>	<u>Serfs</u>	<u>Militia</u>	<u>Mercen.</u>	<u>Households</u>	<u>Total Pop.</u>	<u>Fief Revenue</u>	<u>Tax/Rents</u>
EARL of ROXBURGH			H.R.H.													
Roxburgh Castle	Earl	H.R.H.	C6	40	40	120	400	120	600	1200	-	120	1470	14700	735	368
Roxburgh		Roxburgh	town	-	-	-	-	-	-	-	215	-	160	1600	160	-
Bywater		Roxburgh	town	-	-	-	-	-	-	-	110	-	80	800	80	-
Ashbourne		Roxburgh	town	-	-	-	-	-	-	-	190	-	140	1400	140	-
Princeton*		Roxburgh	F.Town	-	-	-	-	-	-	-	1300	130	1000	10000	1000	-
Romsey Castle	Bt.	Roxburgh	C2	15	15	45	120	45	225	450	-	-	550	5500	275	140
Romsey		Romsey	town	-	-	-	-	-	-	-	120	-	90	900	90	-
Rye (Port)		Romsey	town	-	-	-	-	-	-	-	140	-	100	1000	100	-
Maldon Castle	Bt.	Roxburgh	C3	20	20	60	160	60	300	600	-	60	735	7350	370	185
Missenden (Port)		Maldon	town	-	-	-	-	-	-	-	160	-	120	1200	120	-
Holmer Castle	Kt.	Roxburgh	C1	5	5	15	40	15	75	150	-	-	180	1800	90	45
Holmer Green		Holmer	town	-	-	-	-	-	-	-	110	-	80	800	80	-
Port Talbot*	Earl	H.R.H.	F.Town	-	-	-	-	-	-	-	1300	200	1000	10000	1000	-
Talbot Citadel	Earl	H.R.H.	C5	15	15	60	200	60	300	600	-	-	-	-	-	-
Andover Castle	Kt.	Roxburgh	C1	8	8	24	64	24	120	250	-	-	402	4020	201	100
Woburn Green		Andover	town	-	-	-	-	-	-	-	90	-	70	700	70	-
Aylesbury	Duke	H.R.H.	F.Town	-	-	-	-	-	-	-	1100	100	800	8000	800	-
Totals				108	108	324	984	324	1320	2640	4835	610	6977	69770	5311	798
BARON MILTON			H.R.H.													
Milton Hall	Bn.	H.R.H.	C5	44	44	132	355	132	660	1320	-	150	2156	21560	1078	539
Waton		Milton	town	-	-	-	-	-	-	-	175	-	130	1300	130	-
Tetbury		Milton	town	-	-	-	-	-	-	-	190	-	140	1400	140	-
Reading Castle	Bt.	Milton	C2	16	16	48	130	48	240	500	-	-	600	6000	300	150
Brixton Green		Reading	town	-	-	-	-	-	-	-	80	-	60	600	60	-
Reading		Reading	town	-	-	-	-	-	-	-	225	-	170	1700	170	-
Totals				60	60	180	485	180	900	1820	670	150	3256	32560	1878	689
BARON KETTERING			H.R.H.													
Kettering Castle	Bn.	H.R.H.	C4	33	33	100	265	100	500	1000	-	100	1225	12250	613	307
Ketterington		Ketter.	town	-	-	-	-	-	-	-	215	-	160	1600	160	-
Wrexham Castle	Kt.	Ketter.	C1	8	8	24	64	24	120	250	-	-	402	4020	201	100
Wrexham		Wrexham	town	-	-	-	-	-	-	-	200	-	150	1500	150	-
Tavistock Castle	Kt.	Ketter.	C2	14	14	45	115	45	210	420	-	-	516	5160	258	129
Creston		Tavis.	town	-	-	-	-	-	-	-	120	-	90	900	90	-
Rushton Abbey	Abbot	Ketter.	C1	5	5	15	50	15	50	200	-	-	200	2000	100	50
Rushton		Abbey	town	-	-	-	-	-	-	-	135	-	100	1000	100	-
Totals				60	60	184	494	184	880	1880	770	100	2753	27530	1672	586

MAP 3: THE NORTH COAST

<u>Demesne/Town</u>	<u>Lord</u>	<u>Overlord</u>	<u>Type</u>	<u>Kt.</u>	<u>Sqr.</u>	<u>Sgt.</u>	<u>Men</u>	<u>P.Sgt.</u>	<u>Yeomen</u>	<u>Serfs</u>	<u>Militia</u>	<u>Mercen.</u>	<u>Households</u>	<u>Total Pop.</u>	<u>Fief Revenue</u>	<u>Tax/Rents</u>
EARL of HULL			H.R.H.													
Whitley Castle	Earl	H.R.H.	C4	27	27	81	216	81	400	800	-	100	980	9800	490	245
Whitley		Hull	town	-	-	-	-	-	-	-	130	-	130	1300	130	-
Hampden		Hull	town	-	-	-	-	-	-	-	105	-	80	800	80	-
Faulness Castle		Hull	SK	3	3	10	30	10	15	50	-	-	60	600	30	15
Faulness (Port)		Hull	town	-	-	-	-	-	-	-	95	-	70	700	70	-
Iffly		Hull	town	-	-	-	-	-	-	-	130	-	100	1000	100	-
Cope Shroves (Port)*		Hull	F.Town	-	-	-	-	-	-	-	150	-	110	1100	110	-
Stonehaven Castle	Bt.	Hull	C2	16	16	48	130	48	240	500	-	-	600	6000	300	150
Stonehaven (Port)		Stonehvn.	town	-	-	-	-	-	-	-	120	-	90	900	90	-
Sark (Port)		Stonehvn.	town	-	-	-	-	-	-	-	110	-	80	800	80	-
Roxly		Stonehvn.	town	-	-</											

Dunton	Hull	town	-	-	-	-	-	-	-	250	-	190	1900	190	-	
Hull (Port)*	Hull	F.Town	-	-	-	-	-	-	-	1900	200	1400	14000	1400	-	
Totals			52	52	159	436	159	685	1450	4650	450	5260	52600	4380	440	
BARON HYDE (Isle of Hyde)																
Hyde Castle	Bn.	-	C3	18	18	60	160	60	500	1000	-	100	1185	11850	593	297
Hyde			town	-	-	-	-	-	-	120	-	90	900	90	-	
Whitby (Port)			town	-	-	-	-	-	-	105	100	80	800	80	-	
Witton			town	-	-	-	-	-	-	105	-	80	800	80	-	
Wye (Port)			town	-	-	-	-	-	-	105	100	80	800	80	-	
Marr Castle			SK	3	3	10	30	10	15	50	-	60	600	30	15	
Gram Tower			SK	6	6	20	60	10	15	50	-	63	630	30	15	
Gram (Port)			town	-	-	-	-	-	-	95	100	70	700	70	-	
Montfort Castle	Kt.		SK	3	3	10	50	10	75	75	-	125	1250	65	35	
Montfort (Port)			town	-	-	-	-	-	-	105	100	80	800	80	-	
Dark Tower	Kt.		SK	6	6	20	60	10	200	50	-	200	2000	100	50	
Darkpool (Port)			town	-	-	-	-	-	-	130	100	100	1000	100	-	
Totals				36	36	120	360	100	805	1225	765	600	2213	22130	1390	412

MAPS 4-6: THE CHANNEL ISLANDS

Demesne/Town	Lord	Overlord	Type	Kt.	Sqr.	Sgt.	Men	P.Sgt.	Yeomen	Serfs	Militia	Mercen.	Households	Total Pop.	Fief Revenue	Tax/Rents
BARON ALTON (Isle of Alton)																
Alton Castle	Bn.	-	C3	13	13	40	110	40	250	400	-	100	527	5270	264	132
Del (Port)			town	-	-	-	-	-	-	95	-	70	700	70	-	
Bel (Port)			town	-	-	-	-	-	-	130	-	100	1000	100	-	
Mindoe (Port)			town	-	-	-	-	-	-	160	-	120	1200	120	-	
St. Helier (Port)			F.Town	-	-	-	-	-	-	1300	500	970	9700	970	-	
Sand (Port)			town	-	-	-	-	-	-	130	-	100	1000	100	-	
Marlinton (Port)			F.Town	-	-	-	-	-	-	1000	500	720	7200	720	-	
Malt			town	-	-	-	-	-	-	160	-	120	1200	120	-	
Marsden Tower	Kt.		SK	8	8	24	80	24	160	250	-	331	3310	166	83	
Marsden			town	-	-	-	-	-	-	120	-	90	900	90	-	
Black Tower	Kt.		SK	8	8	24	80	24	160	250	-	330	3300	165	83	
Torney (Port)			town	-	-	-	-	-	-	250	-	190	1900	190	-	
Fogr (Port)			town	-	-	-	-	-	-	95	-	70	700	70	-	
Kelt (Port)			town	-	-	-	-	-	-	80	-	60	600	60	-	
Van (Port)			town	-	-	-	-	-	-	65	-	50	500	50	-	
Or (Port)			town	-	-	-	-	-	-	40	-	30	300	30	-	
Bleakness Castle	Kt.		SK	7	7	21	70	21	105	210	-	260	2600	130	65	
Bleakness (Port)			town	-	-	-	-	-	-	200	-	150	1500	150	-	
Totals				36	36	109	340	109	775	1110	3825	1100	4138	41380	3565	363
BARON GRACE (Isle of Grace)																
Harbour Grace (Port)	Bn.	-	F.Town	-	-	-	-	-	-	1400	500	1040	10400	1040	-	
Castle Grace			C3	15	15	50	250	50	225	500	-	100	593	5930	297	149
Sunk (Port)			town	-	-	-	-	-	-	55	-	40	400	40	-	
Tiff Cove (Port)			town	-	-	-	-	-	-	65	-	50	500	50	-	
Black Cove (Port)			town	-	-	-	-	-	-	120	-	90	900	90	-	
Brack (Port)			town	-	-	-	-	-	-	65	-	50	500	50	-	
Isly (port)			town	-	-	-	-	-	-	55	-	40	500	40	-	
Totals				15	15	50	250	50	225	500	1760	200	1903	19030	1607	149
BARON MEDWAY (Isles of Medway and KirK)																
Medway Castle	Bn.	-	C4	16	16	60	250	50	300	650	-	200	765	7650	383	192
Sinton (port)			town	-	-	-	-	-	-	105	-	80	800	80	-	
Scoby (port)			town	-	-	-	-	-	-	105	-	80	800	80	-	
Dun (port)			town	-	-	-	-	-	-	105	-	80	800	80	-	
Ralston (Port)			town	-	-	-	-	-	-	175	-	130	1300	130	-	
Middleport (Port)	Kt.		F.town	5	5	15	60	20	100	200	925	400	695	6950	695	-
Kirk (Port)			town	-	-	-	-	-	-	65	-	50	500	50	-	
Kettleby			town	-	-	-	-	-	-	80	-	60	600	60	-	
Seaton (Port)			town	-	-	-	-	-	-	65	-	50	500	50	-	
Totals				21	21	75	310	70	400	850	1625	600	1990	19900	1608	192
MAP 7: THE LAKE COUNTRY																
Demesne/Town	Lord	Overlord	Type	Kt.	Sqr.	Sgt.	Men	P.Sgt.	Yeomen	Serfs	Militia	Mercen.	Households	Total Pop.	Fief Revenue	Tax/Rents
EARL of WENDOVER																
Wendover Castle	Earl	H.R.H.	C6	71	71	250	700	200	1100	2200	-	250	2678	26780	1339	670
Wendover			town	-	-	-	-	-	-	105	-	80	800	80	-	
Lowestoft			town	-	-	-	-	-	-	240	-	180	1800	180	-	
Nickerson			town	-	-	-	-	-	-	55	-	40	400	40	-	
Canby			town	-	-	-	-	-	-	65	-	50	500	50	-	
Alan Tower	Kt.		SK	5	5	15	60	15	50	150	-	220	2200	110	55	
Sudby			town	-	-	-	-	-	-	105	-	80	800	80	-	
Corin			town	-	-	-	-	-	-	105	-	80	800	80	-	
Wolverton Manor	Bt.		C2	12	12	36	120	36	180	360	-	440	4400	220	110	
Wolverton			town	-	-	-	-	-	-	80	-	60	600	60	-	
Sedgemor Castle	Bt.		C4	25	25	75	200	75	400	1000	-	60	1125	11250	563	282
Olney			town	-	-	-	-	-	-	180	-	130	1300	130	-	
Foxyby			town	-	-	-	-	-	-	95	-	70	700	70	-	
New Hope			F.Town	-	-	-	-	-	-	580	60	430	4300	430	-	
Ellersby Manor	Bt.		C2	14	14	45	115	45	210	420	-	516	5160	258	129	
Ellersby			town	-	-	-	-	-	-	65	-	50	500	50	-	
Alton			town	-	-	-	-	-	-	120	-	90	900	90	-	
Brixton Manor	Kt.		C1	7	7	21	70	21	105	210	-	260	2600	130	65	
Brixly			town	-	-	-	-	-	-	105	-	80	800	80	-	
Kilrae Castle	Bt.		C3	26	26	80	210	80	400	800	-	60	9800	490	245	
Lowe			town	-	-	-	-	-	-	65	-	50	500	50	-	
Kilrae			town	-	-	-	-	-	-	65	-	50	500	50	-	
Litle			town	-	-	-	-	-	-	65	60	50	500	50	-	
Totals				160	160	522	1475	522	2445	5140	2095	490	7789	77890	4680	1556
BARON ANTRIM																
Antrim Castle	Bn.	H.R.H.	C5	36	36	108	300	108	540	1100	-	150	1338	13380	669	335
Ternsby			town	-	-	-	-	-	-	95	-	70	700	70	-	
Ambleside			town	-	-	-	-	-	-	160	-	120	1200	120	-	
The Red Tower	Bt.		C2	12	12	36	120	36	180	360	-	440	4400	220	110	
Red Tower Town			town	-	-	-	-	-	-	105	-	80	800	80	-	
Talamore Castle	Bt.		C3	16	16	60	250	50	300	650	-	60	765	7650	383	192
Marlowe			town	-	-	-	-	-	-	105	-	80	800	80	-	
Ree			town	-	-	-	-	-	-	130	-	100	1000	100	-	
Flindon			town	-	-	-	-	-	-	105	-	80	800	80	-	
Clarecastle	Bt.		C1	12	12	36	120	36	180	360	-	440	4400	220	110	
Clarecastle Town			town	-	-	-	-	-	-	160	-	120	1200	120	-	
Totals				76	76	240	790	240	1200	2470	860	210	3633	36330	2142	747
MAP 8: FALWORTHSHIRE																
Demesne/Town	Lord	Overlord	Type	Kt.	Sqr.	Sgt.	Men	P.Sgt.	Yeomen	Serfs	Militia	Mercen.	Households	Total Pop.	Fief Revenue	Tax/Rents

													<u>Pop.</u>	<u>Revenue</u>	<u>Rents</u>		
EARL of FALWORTH		H.R.H.															
Falworth Castle	Earl	H.R.H.	C6+	50	50	150	600	150	1000	1500	-	250	2025	20250	1013	507	
Cambridge Town*		Falworth	F.Town	-	-	-	-	-	-	-	1300	100	975	9750	975	-	
Leiston		Falworth	town	-	-	-	-	-	-	-	130	-	100	1000	100	-	
Evesham		Falworth	town	-	-	-	-	-	-	-	130	-	100	1000	100	-	
St.Neots		Falworth	town	-	-	-	-	-	-	-	130	-	100	1000	100	-	
Southby		Falworth	town	-	-	-	-	-	-	-	150	-	110	1100	110	-	
Bexhill Tower	Kt.	Falworth	C1	7	7	21	70	40	150	300	-	-	375	3750	188	94	
Bexhill		Bexhill	town	-	-	-	-	-	-	-	130	-	100	1000	100	-	
Kinsal		Bexhill	town	-	-	-	-	-	-	-	80	-	60	600	60	-	
Hilton Manor	Kt.	Falworth	C1	9	9	27	80	27	180	300	-	-	387	3870	194	97	
Hilton		Hilton	town	-	-	-	-	-	-	-	130	-	100	1000	100	-	
Sherburne Castle	Bt.	Falworth	C1	17	17	51	140	51	260	525	-	80	640	6400	320	160	
Tiverton		Sherbrne.	town	-	-	-	-	-	-	-	120	-	90	900	90	-	
Ridgely		Sherbrne.	town	-	-	-	-	-	-	-	120	-	90	900	90	-	
Wells Manor	Kt.	Falworth	SK	5	5	15	50	15	100	150	-	-	203	2030	102	51	
Wells		Wells	town	-	-	-	-	-	-	-	95	-	70	700	70	-	
Buckdon Manor	Kt.	Falworth	C1	8	8	24	80	24	160	250	-	-	331	3310	166	83	
Bolton Manor	Bt.	Falworth	C3	27	27	81	220	81	420	850	-	100	1025	10250	513	257	
Bolton		Bolton	town	-	-	-	-	-	-	-	150	-	110	1100	110	-	
Leekston		Bolton	town	-	-	-	-	-	-	-	65	-	50	500	50	-	
Kendall Castle	Duke	H.R.H.	C4	43	43	140	360	140	660	1300	-	250	1607	16070	804	402	
Brill		Falworth	town	-	-	-	-	-	-	-	130	-	100	1000	100	-	
Tinton		Falworth	town	-	-	-	-	-	-	-	130	-	100	1000	100	-	
Hendon		Falworth	town	-	-	-	-	-	-	-	150	-	110	1100	110	-	
Totals				166	166	509	1600	529	2930	5175	5065	780	8958	89580	5665	1651	

EARL of HUNTINGDON		H.R.H.															
Huntingdon Castle	Earl	H.R.H.	C4	37	37	112	300	112	560	1110	-	150	1365	13650	683	342	
Huntingdon		Hunting.	F.Town	-	-	-	-	-	-	-	200	-	150	1500	150	-	
St. Ives		Hunting.	town	-	-	-	-	-	-	-	340	-	250	2500	250	-	
Millend		Hunting.	town	-	-	-	-	-	-	-	65	-	50	500	50	-	
Foxham		Hunting.	town	-	-	-	-	-	-	-	130	-	100	1000	100	-	
Tengly Green		Hunting.	town	-	-	-	-	-	-	-	95	-	70	700	70	-	
Moxly		Hunting.	town	-	-	-	-	-	-	-	55	-	40	400	40	-	
Tifton Manor	Kt.	Hunting.	C1	8	8	24	80	24	120	240	-	-	294	2940	147	74	
Tifton		Tifton	town	-	-	-	-	-	-	-	120	-	90	900	90	-	
Stratton Manor	Kt.	Hunting.	C1	10	10	30	80	30	150	300	-	-	368	3680	184	92	
Stratton		Stratton	town	-	-	-	-	-	-	-	105	-	80	800	80	-	
Ramsey Manor	Kt.	Hunting.	C1	9	9	27	80	27	120	250	-	-	807	8070	404	202	
Ramsey		Ramsey	town	-	-	-	-	-	-	-	80	-	60	600	60	-	
Bourne Manor	Kt.	Hunting.	C1	10	10	30	80	30	150	300	-	-	368	3680	184	92	
Bourne		Bourne	town	-	-	-	-	-	-	-	105	-	80	800	80	-	
Corby Manor	Kt.	Hunting.	C1	11	11	33	90	33	350	300	-	-	520	5200	260	130	
Corby		Corby	town	-	-	-	-	-	-	-	105	-	80	800	80	-	
Totals				85	85	256	710	256	1450	2500	1400	150	4772	47720	2912	932	

ROYAL DEMESNE		H.R.H.															
Dunstable Castle	Cons.	H.R.H.	C3	17	17	60	140	60	260	500	-	60	025	6250	313	157	
Dunstable*		H.R.H.	F.Town	-	-	-	-	-	-	-	400	100	300	3000	300	-	

## MAP 9: THE WOLF HILLS COUNTRY

<u>Demesne/Town</u>	<u>Lord</u>	<u>Overlord</u>	<u>Type</u>	<u>Kt.</u>	<u>Sqr.</u>	<u>Sgt.</u>	<u>Men</u>	<u>P.Sgt.</u>	<u>Yeomen</u>	<u>Serfs</u>	<u>Militia</u>	<u>Mercen.</u>	<u>Households</u>	<u>Total Pop.</u>	<u>Fief Revenue</u>	<u>Tax/Rents</u>
BARON BRISTOL		H.R.H.														
Bristol Castle	Bn.	H.R.H.	C2	30	30	90	300	90	500	900	-	150	1140	11400	570	285
Larchmont		Bristol	town	-	-	-	-	-	-	-	175	-	130	1300	130	-
Buckleston		Bristol	town	-	-	-	-	-	-	-	150	-	110	1100	110	-
Lakeview Village		Bristol	town	-	-	-	-	-	-	-	105	-	80	800	80	-
Village-Across-Lake		Bristol	town	-	-	-	-	-	-	-	80	-	60	600	60	-
Tuck's Hamlet		Bristol	town	-	-	-	-	-	-	-	65	-	50	500	50	-
Totals				30	30	90	300	90	500	900	575	150	1570	15700	1000	285

BARON PONSENBY		H.R.H.														
Ponsenby Hall	Bn.	H.R.H.	C2	14	14	45	115	45	300	420	-	-	585	5850	293	147
Ponsenby Town		Ponsenby	town	-	-	-	-	-	-	-	215	-	160	1600	160	-
Totals				14	14	45	115	45	300	420	215	-	745	7450	453	147

BARON RIPON		H.R.H.														
Ripon Castle	Bn.	H.R.H.	C2	15	15	45	120	45	400	475	-	-	701	7010	350	175
Ripon Town		Ripon	town	-	-	-	-	-	-	-	160	-	120	1200	120	-
Totals				15	15	45	120	45	400	475	160	-	821	8210	470	175

BARON TAMWORTH		H.R.H.														
Tamworth Castle	Bn.	H.R.H.	SK	7	7	21	70	21	400	210	-	-	480	4800	240	120
Woodvale Village		Tamworth	town	-	-	-	-	-	-	-	150	-	110	1100	110	-
Totals				7	7	21	70	21	400	210	150	-	590	5900	350	120

BARON ROMLEY		H.R.H.														
Romley Castle	Bn.	H.R.H.	C2	24	24	72	200	72	360	720	-	100	882	8820	441	220
Romley		Romley	town	-	-	-	-	-	-	-	130	-	100	1000	100	-
Malton		Romley	town	-	-	-	-	-	-	-	130	-	100	1000	100	-
Totals				24	24	72	200	72	360	720	260	100	1082	10820	641	220

BARON HAMBLETON		H.R.H.														
Hawk's Hold	Bn.	H.R.H.	SK	7	7	21	70	21	800	250	-	-	845	8450	423	222
Hambleton		Hambleton	town	-	-	-	-	-	-	-	160	-	120	1200	120	-
Mary's Port (Port)		Hambleton	town	-	-	-	-	-	-	-	175	-	130	1300	130	-
Smuggler's Point (Port)		Hambleton	town	-	-	-	-	-	-	-	80	-	30	300	300	-
Blackport (Port)		Hambleton	town	-	-	-	-	-	-	-	215	-	160	1600	160	-
Totals				7	7	21	70	21	800	250	630	-	1285	12850	1133	222

## MAP 10: VALDORSHIRE

<u>Demesne/Town</u>	<u>Lord</u>	<u>Overlord</u>	<u>Type</u>	<u>Kt.</u>	<u>Sqr.</u>	<u>Sgt.</u>	<u>Men</u>	<u>P.Sgt.</u>	<u>Yeomen</u>	<u>Serfs</u>	<u>Militia</u>	<u>Mercen.</u>	<u>Households</u>	<u>Total Pop.</u>	<u>Fief Revenue</u>	<u>Tax/Rents</u>
ROYAL DEMESNE		H.R.H.														
Valdor Castle	Cons.	H.R.H.	C6+	52	52	160	520	160	360	2080	-	200	1990	19900	995	498
Valdor Town (Port)	Sher.	H.R.H.	F.Town	-	-	-	-	-	-	-	4600	200	3450	34500	3450	-
Hemsley		H.R.H.	town	-	-	-	-	-	-	-	200	-	140	1400	140	-
Skipton Hall	Cons.	H.R.H.	C1	8	8	24	80	24	120	300	-	-	340	3400	170	85
Skipton		H.R.H.	town	-	-	-	-	-	-	-	175	-	130	1300	130	-
Blackport (Port)		H.R.H.	F.Town	-												

BARON TIMBRIDGE																
Stonebury Castle	Earl	H.R.H.	C4	15	15	45	120	45	225	500	-	100	580	5800	290	145
Scalby		Stone.	town	-	-	-	-	-	-	-	130	-	100	1000	100	-
Pickering		Stone.	town	-	-	-	-	-	-	-	95	-	70	700	70	-
Rede Castle	Earl	H.R.H.	C4	21	21	70	170	70	150	630	-	100	650	6500	325	163
Belliston		Stone.	town	-	-	-	-	-	-	-	80	-	60	600	60	-
Rosser		Stone.	town	-	-	-	-	-	-	-	120	-	90	900	90	-
Rothbury Castle	Bt.	Stone.	C1	15	15	45	120	45	225	500	-	-	590	5900	295	148
Rothbury		Rothbury	town	-	-	-	-	-	-	-	210	-	160	1600	160	-
Midgely		Rothbury	town	-	-	-	-	-	-	-	130	-	100	1000	100	-
Bridlington Manor	Bt.	Stone.	C1	12	12	36	120	36	180	360	-	-	441	4410	221	110
Bridlington		Bridling.	town	-	-	-	-	-	-	-	120	-	90	900	90	-
Belford		Bridling.	town	-	-	-	-	-	-	-	105	-	80	800	80	-
Tyne Castle	Earl	H.R.H.	C3	22	22	70	180	70	150	650	-	100	665	6650	333	167
Otterburn		Stone.	town	-	-	-	-	-	-	-	120	-	90	900	90	-
Foxcheap		Stone.	town	-	-	-	-	-	-	-	105	-	80	800	80	-
Thurston Manor	Bt.	Stone.	C1	14	14	45	120	45	225	450	-	-	570	5700	285	143
Thurston		Thurston	town	-	-	-	-	-	-	-	180	-	140	1400	140	-
Totals				99	99	311	830	311	1155	3090	1395	300	4556	45560	2809	876

BARON AYCLIFFE																
Aycliffe Castle	Bn.	H.R.H.	C3	21	21	70	180	70	320	650	-	100	760	7600	380	190
Aycliffe		Aycliffe	town	-	-	-	-	-	-	-	150	-	110	1100	110	-
Eston (Port)		Aycliffe	town	-	-	-	-	-	-	-	160	-	120	1200	120	-
Blyth Tower	Bt.	Aycliffe	C2	18	18	60	150	60	270	500	-	-	630	6300	315	158
Morpeth		Blyth	town	-	-	-	-	-	-	-	230	-	170	1700	170	-
Amble (Port)		Blyth	town	-	-	-	-	-	-	-	65	-	50	500	50	-
Hollyvale		Blyth	town	-	-	-	-	-	-	-	105	-	80	800	80	-
Mosley		Blyth	town	-	-	-	-	-	-	-	105	-	80	800	80	-
Totals				39	39	130	320	150	590	1150	815	100	2000	20000	1305	348

## MAP 11: ANDOVERSHIRE

Demesne/Town	Lord	Overlord	Type	Kt.	Sqr.	Sgt.	Men	P.Sgt.	Yeomen	Serfs	Militia	Mercen.	Households	Total Pop.	Fief Revenue	Tax/Rents
EARL of ANOVER																
Andover Castle	Earl	H.R.H.	C6	66	66	200	540	200	1000	2000	-	200	2450	24500	1225	613
Andover Town		Andover	town	-	-	-	-	-	-	-	300	-	220	2200	220	-
Flackwell Heath		Andover	town	-	-	-	-	-	-	-	150	-	110	1100	110	-
Ayreton		Andover	town	-	-	-	-	-	-	-	105	-	80	800	80	-
Tudwell		Andover	town	-	-	-	-	-	-	-	120	-	90	900	90	-
Trent Castle	Kt.	Andover	C1	9	9	27	80	27	140	300	-	-	355	3550	178	89
Byton		Trent	town	-	-	-	-	-	-	-	130	-	100	1000	100	-
Wycombe Castle	Earl	Andover	C5	56	56	170	460	170	840	1700	-	160	2075	20750	1038	519
Dynchurch		Wycombe	town	-	-	-	-	-	-	-	310	-	230	2300	230	-
Blakeslee		Wycombe	town	-	-	-	-	-	-	-	105	-	80	800	80	-
Hughenden Vale		Wycombe	town	-	-	-	-	-	-	-	160	-	120	1200	120	-
Ravenshold Castle	Bt.	Andover	C2	25	25	75	200	75	380	720	-	60	900	9000	450	225
Ravensbury		Ravens.	town	-	-	-	-	-	-	-	230	-	170	1700	170	-
Sutton		Ravens.	town	-	-	-	-	-	-	-	130	-	100	1000	100	-
Cullen Castle	Bt.	Andover	C2	25	25	75	200	75	380	720	-	60	900	9000	450	225
Cullen Town		Cullen	town	-	-	-	-	-	-	-	130	-	100	1000	100	-
Totals				181	181	547	1480	547	2700	5440	1870	480	8080	80800	4741	1671

EARL of BLACKMOOR																
Eastport Town (Port)	Earl	H.R.H.	F.Town	-	-	-	-	-	-	-	3200	500	2375	23750	2375	-
Eastport Castle	Earl	H.R.H.	C4	41	41	130	340	130	620	1200	-	100	1490	14900	745	373
Blackmoor Castle	Earl	H.R.H.	C4	31	31	93	310	93	465	930	-	100	1139	11390	570	285
Lylington (Port)		Blackmoor	town	-	-	-	-	-	-	-	200	-	140	1400	140	-
Newport Castle	Earl	H.R.H.	SK	5	5	15	50	15	80	200	-	60	225	2250	113	57
Newport (Port)		Blackmoor	town	-	-	-	-	-	-	-	105	-	80	800	80	-
Ryde Castle	Earl	H.R.H.	SK	5	5	15	50	15	80	200	-	-	225	2250	113	57
Ryde (Port)		Blackmoor	town	-	-	-	-	-	-	-	120	-	90	900	90	-
Fleetwood Castle	Bt.	Blackmoor	C2	15	15	45	120	45	225	450	-	-	550	5500	275	138
Fleetwood Town		Fleetwood	town	-	-	-	-	-	-	-	280	-	200	2000	200	-
Chumley Manor	Bt.	Blackmoor	SK	15	15	45	120	45	225	450	-	-	550	5500	275	138
Chumton		Chumley	town	-	-	-	-	-	-	-	150	-	110	1100	110	-
Huntley		Chumley	town	-	-	-	-	-	-	-	120	-	90	900	90	-
Rexton Manor	Kt.	Blackmoor	SK	7	7	21	70	21	105	210	-	-	257	2570	129	65
Rexton		town	-	-	-	-	-	-	-	-	80	-	60	600	60	-
Berwick Manor	Bt.	Blackmoor	C3	28	28	84	230	84	420	840	-	80	1030	10200	515	258
Berwick		town	-	-	-	-	-	-	-	-	280	-	200	2000	200	-
Totals				147	147	448	1290	448	2220	4480	4535	840	8811	88110	6080	1371

## MAP 12: THE THORIEN MARCHES

Demesne/Town	Lord	Overlord	Type	Kt.	Sqr.	Sgt.	Men	P.Sgt.	Yeomen	Serfs	Militia	Mercen.	Households	Total Pop.	Fief Revenue	Tax/Rents
DUKE OF ALBION																
Albion Castle	Duke	H.R.H.	C6*	80	80	240	640	240	1200	2500	-	300	3000	30000	1500	750
Brenharn		Albion	town	-	-	-	-	-	-	-	160	-	120	1200	120	-
Cherry Hill		Albion	town	-	-	-	-	-	-	-	120	-	90	900	90	-
Elmdale		Albion	town	-	-	-	-	-	-	-	150	-	110	1100	110	-
Edgemoor Castle	Bt.	Albion	C2	21	21	63	180	21	100	800	-	40	700	7000	350	175
Leesville		Edgemoor	town	-	-	-	-	-	-	-	120	-	90	900	90	-
Ransom Castle	Bt.	Albion	C1	11	11	33	90	33	180	330	-	-	420	4200	210	105
Somerset Castle	Bt.	Albion	C1	13	13	40	105	40	200	400	-	-	490	4900	245	123
Cliffton		Somerset	town	-	-	-	-	-	-	-	105	-	80	800	80	-
Brinton		Somerset	town	-	-	-	-	-	-	-	95	-	70	700	70	-
Carleton Hall	Bt.	Albion	C1	11	11	33	90	33	180	330	-	-	4200	210	105	-
Edgewood		Carleton	town	-	-	-	-	-	-	-	105	-	80	800	80	-
Auburn Castle	Bt.	Albion	C4	31	31	93	310	93	465	930	-	100	1490	14900	745	373
Brewton		Auburn	town	-	-	-	-	-	-	-	120	-	90	900	90	-
Ravenscroft		Auburn	town	-	-	-	-	-	-	-	130	-	100	1000	100	-
Alford		Auburn	town	-	-	-	-	-	-	-	120	-	90	900	90	-
Kenwood Castle	Bt.	Albion	C1	24	24	72	200	72	360	720	-	100	882	8820	441	220
Kenwood Town		Kenwood	town	-	-	-	-	-	-	-	130	-	100	1000	100	-
Fordwich		Kenwood	town	-	-	-	-	-	-	-	80	-	60	600	60	-
Castle Rising	Bt.	Albion	C5	16	16	50	130	50	240	500	-	60	600	6000	300	150
Maybank		Rising	town	-	-	-	-	-	-	-	120	-	90	900	90	-
Hampden		Rising	town	-	-	-	-	-	-	-	190	-	140	1400	140	-
Oak Hill		Rising	town	-	-	-	-	-	-	-	130	-	100	1000	100	-
Red Oaks		Rising	town	-	-	-	-	-	-	-	105	-	80	800	80	-
Tennant Castle	Bt.	Albion	C1	12	12	36	100	36	200	400	-	-	480	4800	240	120
Sturgess Castle	Kt.	Albion	C1	8	8	24	64	24	130	260	-	-	315	3150	158	79
Arkham		Sturgess	town	-	-	-	-	-	-	-	130	-	100	1000	100	-
Wisford (Port)		Sturgess	town	-	-	-	-	-	-	-	175	-	130	1300	130	-
Totals				227	227	684	1909	641	3255	7170	2285	600	10517	105170	6119	2199

## ROYAL DEMESNE

H.R.H.

Tarnston	Sher.	H.R.H.	C1	10	10	40	100	-	-	-	4200	500	3120	31200	3120	-
----------	-------	--------	----	----	----	----	-----	---	---	---	------	-----	------	-------	------	---

MAP 13: SOUTH TREGARON MARCHES

Demesne/Town	Lord	Overlord	Type	Kt.	Sqr.	Sgt.	Men	P.Sgt.	Yeomen	Serfs	Militia	Mercen.	Households	Total Pop.	Fief Revenue	Tax/ Rents
BARON AFTON		H.R.H.														
Afton Castle	Bn.	H.R.H.	C2	20	20	60	160	60	400	300	-	100	580	5800	290	145
St. Alban's		Afton	F.Town	-	-	-	-	-	-	-	265	-	200	2000	200	-
Bloomfield		Afton	town	-	-	-	-	-	-	-	120	-	90	900	90	-
Blain Castle	Bt.	Afton	C1	12	12	36	100	36	240	240	-	-	400	4000	200	100
Deer Run		Blain	town	-	-	-	-	-	-	-	130	-	100	1000	100	-
Lakeridge Manor	Kt.	Afton	SK	4	4	12	40	12	80	120	-	-	150	1500	75	38
Lakeridge		Lakeridg.	town	-	-	-	-	-	-	-	160	-	120	1200	120	-
Totals				36	36	108	300	108	720	660	675	100	1640	16400	1075	283
BARON ROCKINGHAM		H.R.H.														
Rockingham Castle	Bn.	H.R.H.	C3	40	40	120	320	120	1000	1200	-	200	1770	17700	885	443
Philburgh		Rocking.	F.Town	-	-	-	-	-	-	-	460	60	340	3400	340	-
Westborough		Rocking.	F.Town	-	-	-	-	-	-	-	420	60	310	3100	310	-
Ashford Manor	Bt.	Rocking.	C1	13	13	40	110	40	260	240	-	-	340	3400	170	85
Keswick		Ashford	F.Town	-	-	-	-	-	-	-	400	-	290	2900	290	-
Totals				53	53	160	440	160	1260	1440	1280	320	3050	30500	1995	528
BARON DURHAM		H.R.H.														
Durham Castle	Bn.	H.R.H.	C4	34	34	105	275	105	700	700	-	160	1155	11550	578	289
Durham Town		Durham	F.Town	-	-	-	-	-	-	-	340	60	250	2500	250	-
Morefield Manor	Bt.	Durham	C1	14	14	42	115	42	280	300	-	-	477	4770	239	120
Amesbury Manor	Kt.	Durham	SK	8	8	24	64	24	200	200	-	-	320	3200	160	80
Amesbury		Amesbury	town	-	-	-	-	-	-	-	105	-	80	800	80	-
Totals				56	56	171	454	171	1180	1200	445	220	2282	22820	1307	589

MAP 14: THE RICHMOND FOREST (RICHMONDSHIRE)

Demesne/Town	Lord	Overlord	Type	Kt.	Sqr.	Sgt.	Men	P.Sgt.	Yeomen	Serfs	Militia	Mercen.	Households	Total Pop.	Fief Revenue	Tax/ Rents
EARL of RICHMOND		H.R.H.														
Richmond Castle	Earl	H.R.H.	C6	40	40	120	320	120	1000	1200	-	250	2500	25000	1250	625
Rockston		Richmond	town	-	-	-	-	-	-	-	160	-	120	1200	120	-
Oakdale		Richmond	town	-	-	-	-	-	-	-	105	-	80	800	80	-
Stafford Castle	Bn.	Richmond	C3	37	37	120	300	100	900	1200	-	200	1670	16700	835	418
Evensham		Stafford	town	-	-	-	-	-	-	-	160	-	120	1200	120	-
Yorkdale		Stafford	F.Town	-	-	-	-	-	-	-	240	-	180	1800	180	-
Kingston	Duke	H.R.H.	F.Town	-	-	-	-	-	-	-	440	80	330	3300	330	-
Lee Manor	Bt.	Richmond	C2	17	17	55	140	55	400	500	-	100	720	7200	180	180
Goldville		Lee	F.Town	-	-	-	-	-	-	-	150	100	110	1100	110	-
Rocheferd		Lee	F.Town	-	-	-	-	-	-	-	120	-	90	900	90	-
Totals				94	94	295	760	295	2300	2900	1375	730	5920	50200	3295	1223

MAP 15: BERKLEYSHIRE

Demesne/Town	Lord	Overlord	Type	Kt.	Sqr.	Sgt.	Men	P.Sgt.	Yeomen	Serfs	Militia	Mercen.	Households	Total Pop.	Fief Revenue	Tax/ Rents
EARL of BERKLEY		H.R.H.														
Berkley Castle	Earl	H.R.H.	C6+	100	100	400	1000	400	1500	3000	-	500	3750	37500	1875	938
Berkley Town*	Earl	H.B.H.	F.Town	-	-	-	-	-	-	-	2000	200	1475	14750	1475	-
Old Berkley		Berkley	town	-	-	-	-	-	-	-	175	-	130	1300	130	-
Rockhampton		Berkley	town	-	-	-	-	-	-	-	130	-	100	1000	100	-
Thomas' Tower	Bt.	Berkley	C2	14	14	42	120	42	210	420	-	-	510	5100	255	128
Nigelton		Thomas	F.Town	-	-	-	-	-	-	-	175	-	130	1300	130	-
Trevorton Castle	Bn.	Berkley	C4	44	44	140	360	140	660	1320	-	160	1620	16200	810	405
Halesham		Trevor.	town	-	-	-	-	-	-	-	130	-	100	1000	100	-
Trevorton		Trevor.	F.Town	-	-	-	-	-	-	-	220	-	160	1600	160	-
Risborough		Trevor.	town	-	-	-	-	-	-	-	130	-	100	1000	100	-
Spinney Moor		Trevor.	town	-	-	-	-	-	-	-	95	-	70	700	70	-
Tipton		Trevor.	town	-	-	-	-	-	-	-	80	-	60	600	60	-
Belston Manor	Bt.	Berkley	C1	13	13	40	120	40	200	400	-	-	485	4850	243	122
Belston		Belston	town	-	-	-	-	-	-	-	130	-	100	1000	100	-
Marston Castle	Bn.	Berkley	C2	30	30	100	240	100	460	1000	-	120	1190	11900	595	298
Marston		Marston	town	-	-	-	-	-	-	-	150	-	110	1100	110	-
Leyhill		Marston	town	-	-	-	-	-	-	-	80	-	60	600	60	-
Mulbury		Marston	town	-	-	-	-	-	-	-	120	-	90	900	90	-
Totals				201	201	722	1840	722	3030	6140	3615	980	10240	102400	6463	1891
BARON DELBUBNE		H.R.H.														
Delburne Castle	Bn.	H.R.H.	C3	37	37	120	300	120	560	1100	-	120	1360	13600	680	340
Shady Grove		Delburne	town	-	-	-	-	-	-	-	150	-	110	1100	110	-
Enderby		Delburne	town	-	-	-	-	-	-	-	105	-	80	800	80	-
Totals				37	37	120	300	120	560	1100	255	120	1550	15500	870	340
ROYAL DEMESNE		H.R.H.														
Dunston Castle	Cons.	H.B.H.	C4	36	36	120	360	120	540	1200	-	100	1400	14000	700	350
Donston	Sher.	H.R.H.	F.Town	-	-	-	-	-	-	-	1500	500	1125	11250	1125	-
Roxbro Castle	Cons.	H.B.H.	C1	10	10	30	80	30	170	300	-	80	380	3800	190	95
Deerbourne		H.R.H.	town	-	-	-	-	-	-	-	105	-	80	800	80	-
Wing		H.R.H.	town	-	-	-	-	-	-	-	150	-	110	1100	110	-
Totals				46	46	150	440	150	810	1500	1755	680	3095	30950	2205	445
BARON ROYSTON		H.R.H.														
Royston Castle	Bn.	H.R.H.	C3	32	32	100	260	100	480	960	-	100	1180	11800	590	295
Pine Grove		Royston	town	-	-	-	-	-	-	-	150	-	110	1100	110	-
Shrewsbury Manor	Bt.	Royston	C2	17	17	60	140	60	260	500	-	60	625	6250	313	157
Shrewsbury		Shrews.	town	-	-	-	-	-	-	-	150	-	110	1100	110	-
Foxtton		Shrews.	town	-	-	-	-	-	-	-	95	-	70	700	70	-
Totals				49	49	160	400	160	740	1460	395	160	2085	20850	1193	452
BARON HILLSBRO		H.R.H.														
Hillsbro Manor	Bn.	H.R.H.	C2	16	16	50	130	50	240	500	-	60	600	6000	300	150
Hillsbro		Hillsbro	town	-	-	-	-	-	-	-	175	-	130	1300	130	-
Totals				16	16	50	130	50	240	500	175	60	730	7300	430	150

MAP 16: PEMBROOKSHIRE

Demesne/Town	Lord	Overlord	Type	Kt.	Sqr.	Sgt.	Men	P.Sgt.	Yeomen	Serfs	Militia	Mercen.	Households	Total Pop.	Fief Revenue	Tax/ Rents
EARL of PEMBROOKE		H.R.H.														
Pembrooke Castle	Earl	H.R.H.	C5	93	93	375	740	300	1400	2800	-	300	3200	32000	1600	800
Rixton		Pembrooke	town	-	-	-	-	-	-	-	150	-	110	1100	110	-
North Ewing		Pembrooke	town	-	-	-	-	-	-	-	80	-	60	600	60	-
Fairdale		Pembrooke	town	-	-	-	-	-	-	-	120	-	90	900	90	-
Castleview		Pembrooke	town	-	-	-	-	-	-	-	190					





Dunraven Castle	Cons.	H.R.H.	C6+	36	36	120	300	120	540	1100	-	200	1350	13500	675	338
Dunraven Town		H.R.H.	F.Town	-	-	-	-	-	-	300	100	230	2300	230	-	-
King's Cross		H.R.H.	town	-	-	-	-	-	-	150	-	110	1100	110	-	-
Rye		H.R.H.	F.Town	-	-	-	-	-	-	200	-	150	1500	150	-	-
Bothwell Manor	Cons.	H.R.H.	C1	9	9	27	72	27	150	270	-	40	350	3500	175	88
Bothwell		H.R.H.	town	-	-	-	-	-	-	105	-	80	800	80	-	-
Norton Manor	Cons.	H.R.H.	C1	11	11	33	90	33	180	330	-	40	400	4000	200	100
Knighton Castle	Cons.	H.R.H.	C3	25	25	75	200	25	375	750	-	100	850	8500	425	213
Totals				81	81	255	662	205	1245	2450	755	480	3250	32500	2045	739
FREETOWNS																
Knightsbridge*		H.R.H.	F.Town	-	-	-	-	-	-	3600	500	2675	26750	2675	1500	-
Edmonton*		H.R.H.	F.Town	-	-	-	-	-	-	1350	250	995	9950	995	500	-
FREETOWNS																
Knightsbridge*		H.R.H.	F.Town	-	-	-	-	-	-	3600	500	2675	26750	2675	1500	-
Edmonton*		H.R.H.	F.Town	-	-	-	-	-	-	1350	250	995	9950	995	500	-

## MAP 18: ARDENSHIRE (VALE OF ARDEN)

<u>Demesne/Town</u>	<u>Lord</u>	<u>Overlord</u>	<u>Type</u>	<u>Kt.</u>	<u>Sqr.</u>	<u>Sgt.</u>	<u>Men</u>	<u>P.Sgt.</u>	<u>Yeomen</u>	<u>Serfs</u>	<u>Militia</u>	<u>Mercen.</u>	<u>Households</u>	<u>Total Pop.</u>	<u>Fief Revenue</u>	<u>Tax/Rents</u>
Arden Town*		H.R.H.	F.Town	-	-	-	-	-	-	-	2640	400	1980	19800	1980	990
Arden Castle		H.R.H.	C5	72	72	220	600	220	1100	2200	-	500	27000	13500	675	-
Moreton		H.R.H.	town	-	-	-	-	-	-	105	-	80	800	80	40	-
Upper Wallop		H.R.H.	town	-	-	-	-	-	-	105	-	80	800	80	40	-
Middle Wallop		H.R.H.	town	-	-	-	-	-	-	105	-	80	800	80	40	-
Lyton		H.R.H.	town	-	-	-	-	-	-	80	-	60	600	60	30	-
Ipswich		H.R.H.	town	-	-	-	-	-	-	105	-	80	800	80	40	-
Midgely		H.R.H.	town	-	-	-	-	-	-	70	-	50	500	50	25	-
Theakston		H.R.H.	town	-	-	-	-	-	-	200	-	150	1500	150	75	-
Pollaw		H.R.H.	town	-	-	-	-	-	-	80	-	60	600	60	30	-
Turville		H.R.H.	town	-	-	-	-	-	-	105	-	80	800	80	40	-
Long Shot		H.R.H.	town	-	-	-	-	-	-	70	-	50	500	50	25	-
Whitehall Village		H.R.H.	town	-	-	-	-	-	-	220	-	160	1600	160	80	-
Lower Wallop		H.R.H.	town	-	-	-	-	-	-	360	-	270	2700	270	135	-
Shepperton*		H.R.H.	F.Town	-	-	-	-	-	-	960	100	720	7200	720	360	-
Whitehall*		H.R.H.	F.Town	-	-	-	-	-	-	3700	400	2750	27500	2750	1375	-
Westminster*		H.R.H.	F.Town	-	-	-	-	-	-	800	100	680	6800	680	340	-
Winchmore Castle	Cons.	H.R.H.	C5	52	52	160	420	160	800	1600	-	200	19500	975	488	-
Crick		H.R.H.	town	-	-	-	-	-	-	190	-	140	1400	140	70	-
North Drayton		H.R.H.	town	-	-	-	-	-	-	80	-	60	600	60	30	-
West Drayton		H.R.H.	town	-	-	-	-	-	-	150	-	110	1100	110	55	-
Winchmore Hill		H.R.H.	town	-	-	-	-	-	-	120	-	90	900	90	45	-
Uxbridge*		H.R.H.	F.Town	-	-	-	-	-	-	500	160	835	8350	835	420	-
Fox Castle	Cons.	H.R.H.	C2	11	11	33	90	33	180	330	-	60	4000	200	100	-
Olney		H.R.H.	town	-	-	-	-	-	-	130	-	100	1000	100	50	-
Grimsby Dale		H.R.H.	town	-	-	-	-	-	-	120	-	90	900	90	45	-
Dark Tower	Cons.	H.R.H.	SK	5	5	15	40	15	75	150	-	20	1800	90	45	-
Chilton Castle	Cons.	H.R.H.	C4	24	24	70	180	70	360	740	-	100	890	8900	445	223
Soho Town		H.R.H.	town	-	-	-	-	-	-	200	-	150	1500	150	75	-
Marlston Castle	Cons.	H.R.H.	C2	17	17	60	140	60	260	500	-	60	625	6250	313	157
Prestwood Manor	Cons.	H.R.H.	C1	8	8	24	64	24	120	240	-	20	290	2900	145	73
Prestwood		H.R.H.	town	-	-	-	-	-	-	150	-	110	1100	110	55	-
Hornsby Manor	Cons.	H.R.H.	C2	17	17	60	140	60	260	500	-	60	625	6250	313	157
Hornsbridge		H.R.H.	town	-	-	-	-	-	-	130	-	110	1100	110	55	-
Ringwood		H.R.H.	town	-	-	-	-	-	-	130	-	110	1100	110	55	-
Totals				206	206	642	1674	642	3155	6260	11605	2180	16895	168950	13066	6538
BARON ALDERSON																
Alderson Castle	Bn.	H.R.H.	C5	65	65	200	600	200	1000	2000	-	200	2400	24000	1200	600
Aldershot		Alderson	town	-	-	-	-	-	-	160	-	120	1200	120	-	-
Bagshot		Alderson	town	-	-	-	-	-	-	105	-	80	800	80	-	-
Wynne		Alderson	town	-	-	-	-	-	-	95	-	70	700	70	-	-
Leadbury Manor	Bt.	Alderson	C1	10	10	30	80	30	150	300	-	360	3600	180	90	-
Tye		Leadbury	town	-	-	-	-	-	-	70	-	50	500	50	-	-
Lewes		Leadbury	town	-	-	-	-	-	-	105	-	80	800	80	-	-
Totals				75	75	230	680	230	1150	2300	535	200	3160	31600	1780	690
EARL of ARUNDEL																
Arundel Castle	Earl	H.R.H.	C4	60	60	200	500	200	900	1800	-	200	1900	19000	950	475
Amersham		Arundel	town	-	-	-	-	-	-	160	-	120	1200	120	-	-
Buckston		Arundel	town	-	-	-	-	-	-	70	-	50	500	50	-	-
Billingsgate		Arundel	town	-	-	-	-	-	-	105	-	80	800	80	-	-
Bushy		Arundel	town	-	-	-	-	-	-	130	-	100	1000	100	-	-
Greenstead Manor	Bn.	Arundel	C1	16	16	50	140	50	240	480	-	60	580	5800	290	145
Smithfield		Greenstd.	town	-	-	-	-	-	-	105	-	80	800	80	-	-
Lands End		Greenstd.	town	-	-	-	-	-	-	70	-	50	500	50	-	-
Richmond Manor	Bt.	Arundel	C1	13	13	40	120	40	200	400	-	480	4800	240	120	-
Norbury		Richmond	town	-	-	-	-	-	-	160	-	120	1200	120	-	-
Richmond		Richmond	town	-	-	-	-	-	-	340	100	250	2500	250	-	-
Gillingham		Richmond	town	-	-	-	-	-	-	130	-	100	1000	100	-	-
Cross Manor	Bt.	Arundel	C1	12	12	36	100	36	180	360	-	440	4400	220	110	-
Alcester		Cross	town	-	-	-	-	-	-	105	-	80	800	80	-	-
Woolwich Manor	Bt.	Arundel	C1	12	12	36	100	36	180	360	105	440	4400	220	110	-
Woolwich		Woolwich	town	-	-	-	-	-	-	240	-	175	1750	175	-	-
Woolbury		Woolwich	town	-	-	-	-	-	-	120	-	90	900	90	-	-
Chesham Manor	Bt.	Arundel	C1	13	13	40	120	40	200	400	-	480	4800	2400	120	-
Thorien Gate	Bn.	Arundel	C3	27	27	85	220	85	600	820	-	100	1140	11400	570	285
Totals				153	153	487	1300	487	2500	4620	1840	460	6755	67550	4025	1365
MAP 19: RADNOR																
<u>Demesne/Town</u>	<u>Lord</u>	<u>Overlord</u>	<u>Type</u>	<u>Kt.</u>	<u>Sqr.</u>	<u>Sgt.</u>	<u>Men</u>	<u>P.Sgt.</u>	<u>Yeomen</u>	<u>Serfs</u>	<u>Militia</u>	<u>Mercen.</u>	<u>Households</u>	<u>Total Pop.</u>	<u>Fief Revenue</u>	<u>Tax/Rents</u>
'BARON' GLAMORGAN		Rhys														
Glamorgan Castle	Bn.	Rhys	C6	42	42	130	420	-	1260	640	-	-	1200	12000	1200	600
Glamorgan		Glamorgan	F.Town	-	-	-	-	-	300	-	600	200	600	6000	600	300
Totals				42	42	130	420	-	1560	640	600	200	1800	18000	1800	900
'EARL' of RADNOR																
Radnor Castle	Earl	Rhys	C5	27	27	81	300	-	1200	400	-	-	980	9800	980	490
Radnor		Radnor	F.Town	-	-	-	-	-	440	-	1000	300	960	9600	960	480
Llandover Castle	Bn.	Radnor	C4	16	16	48	160	-	480	240	-	-	440	4400	440	220
Llandover		Llandover	F.Town	-	-	-	-	-	110	-	220	100	220	2200	220	110
Talgarth Castle	Bn.	Radnor	C4	21	21	63	220	-	800	320	-	-	685	6		

Garth		Pendragon	F.Town	-	-	-	-	-	600	-	975	200	1050	10500	1050	525
Totals				30	30	90	300	-	2400	600	975	200	2510	25100	2510	1255
MOUNTAIN CLANS																
Pendennis	Chief.	Pendragon	10	-	-	-	300	-	1500	-	-	-	500	7710	210	21
Glendoverver	Chief.	Pendragon	9	-	-	-	200	-	750	-	-	-	250	3810	105	10
Jones	Chief.	Pendragon	7	-	-	-	100	-	600	-	-	-	200	2890	85	9
Totals				-	-	-	600	-	2850	-	-	-	950	14400	400	40

## MAP 20: POWYS

Demesne/Town	Lord	Overlord	Type	Kt.	Sqr.	Sgt.	Men	P.Sgt.	Yeomen	Serfs	Militia	Mercen.	Households	Total Pop.	Fief Revenue	Tax/Rents
PRINCE RHYS																
Rhuddlan Castle	Pr.	H.R.H.	C6	38	38	114	400	-	1750	700	-	200	1490	14900	1490	745
Rhuddlan		Rhys	F.Town	-	-	-	-	-	500	-	715	100	810	8100	810	405
Powys		Rhys	F.Town	-	-	-	-	-	500	-	745	100	830	8300	830	415
Powys Citadel		Rhys	C4	-	-	-	-	-	-	-	-	200	-	-	-	-
Conwy Castle		Rhys	C5	29	29	87	300	-	1450	580	-	200	1240	12400	1240	620
Conwy		Rhys	F.Town	-	-	-	-	-	500	-	640	100	760	7600	760	380
Denbigh Castle		Rhys	C6+	82	82	244	820	-	4100	1640	-	200	3500	35000	3500	1750
Denbigh		Rhys	F.Town	-	-	-	-	-	800	-	1140	200	1290	12900	1290	645
Ruthin		Rhys	F.Town	-	-	-	-	-	500	-	640	100	760	7600	760	380
Ruthin Citadel	Rhys	C3	C3	-	-	-	-	-	-	-	-	200	-	-	-	-
Deganwy		Rhys	town	-	-	-	-	-	100	-	220	-	210	2100	210	105
Totals				149	149	445	1520	-	10200	2920	4100	1600	10890	108900	10890	5445
MOUNTAIN CLANS																
Pendennis	Chief.	Rhys	10	-	-	-	300	-	1500	-	-	-	500	7710	210	21
Glendower	Chief.	Rhys	9	-	-	-	200	-	750	-	-	-	250	3810	105	10
Jones	Chief.	Rhys	10	-	-	-	300	-	1500	-	-	-	500	7710	210	21
Jonew	Chief.	Rhys	8	-	-	-	175	-	675	-	-	-	225	3365	95	10
Rhys (Devil's Gate)	Chief.	Rhys	10/C2	-	-	-	300	-	1500	-	-	-	500	7710	210	21
Rhys	Chief.	Rhys	9	-	-	-	200	-	750	-	-	-	250	3810	105	10
Rhys	Chief.	Rhys	8	-	-	-	175	-	675	-	-	-	225	3365	95	10
Rhys	Chief.	Rhys	7	-	-	-	100	-	600	-	-	-	200	2890	85	9
Totals				-	-	-	1750	-	7950	-	-	-	2650	40280	1115	112
DWARVES OF THE BLACK MOUNTAINS																
Black Mountain		D.King	C6+	-	-	-	5000	-	-	-	-	-	1250	12500	12500	6250
Iron Ridge		D.King	C6+	-	-	-	3000	-	-	-	-	-	750	7500	7500	3750
Totals				-	-	-	8000	-	-	-	-	-	2000	20000	20000	10000

## MAP 21: EAST POWYS

Demesne/Town	Lord	Overlord	Type	Kt.	Sqr.	Sgt.	Men	P.Sgt.	Yeomen	Serfs	Militia	Mercen.	Households	Total Pop.	Fief Revenue	Tax/Rents
'EARL' of TALGARTH																
Talgarth Castle	Earl	Rhys	C5	32	32	96	360	-	1000	640	-	200	1000	10000	1000	500
Abervale Castle	Earl	Rhys	C3	17	17	51	200	-	800	340	-	200	680	6800	680	340
Abervale	Earl	Rhys	F.Town	-	-	-	-	-	480	-	810	-	860	8600	430	430
Totals				49	49	147	560	-	2280	980	810	400	2540	25400	2540	1270
'EARL' MORGAN																
Morgan Castle	Earl	H.R.H.	C5	40	40	120	400	-	2000	1000	-	300	2060	20600	2060	1030
MorganT own	Earl	H.R.H.	town	-	-	-	-	-	40	-	95	-	90	900	90	45
Abergele	Earl	H.R.H.	F.Town	-	-	-	-	-	400	-	755	300	770	7700	770	385
Aberdare Castle	Earl	H.R.H.	C3	37	37	111	370	-	1850	900	-	200	1670	16700	1670	835
Aberdare	Earl	H,R,H.	F.Town	-	-	-	-	-	600	-	1005	-	1070	10700	1070	535
Totals				77	77	231	770	-	4890	1900	1855	800	5660	56600	5660	2830
BARON MAWR																
St. David's Castle	Bn.	Rhys	C2	16	16	48	160	-	600	320	-	100	560	5600	560	280
St. David's	Bn.	Rhys	F.Town	-	-	-	-	-	500	-	565	-	710	7100	710	355
Totals				16	16	48	160	-	1100	320	565	100	1270	12700	1270	635
MOUNTAIN CLANS																
West Morgans	Chief.	Rhys	10	-	-	-	300	-	1500	-	-	-	500	7710	210	21
South Morgans	Chief.	Rhys	9	-	-	-	200	-	750	-	-	-	250	3810	105	10
East Morgans	Chief.	Rhys	9	-	-	-	200	-	750	-	-	-	250	3810	105	10
Jonew	Chief.	Rhys	8	-	-	-	175	-	675	-	-	-	225	3365	95	10
Owens	Chief.	Rhys	10	-	-	-	300	-	1500	-	-	-	500	7710	210	21
Owens	Chief.	Rhys	6	-	-	-	75	-	525	-	-	-	175	2375	73	8
Totals				-	-	-	1250	-	5700	-	-	-	1900	28780	798	80

## MAP 22: WARSHIRE

Demesne/Town	Lord	Overlord	Type	Kt.	Sqr.	Sgt.	Men	P.Sgt.	Yeomen	Serfs	Militia	Mercen.	Households	Total Pop.	Fief Revenue	Tax/Rents
DUKE of WARMINSTER																
Castle War	Duke	H.R.H.	C6+	167	167	670	1340	670	2500	5000	-	300	5400	54000	4050	2025
Warminster	Duke	H.R.H.	F.Town	-	-	-	-	-	-	-	700	200	460	4600	460	230
St. John's	Duke	H.R.H.	F.Town	-	-	-	-	-	-	-	600	100	390	3900	390	195
Axminster*	Duke	H.R.H.	F.Town	-	-	-	-	-	-	-	1300	500	850	8500	850	425
Harwell	Duke	H.R.H.	town	-	-	-	-	-	-	-	200	-	130	1300	130	65
Blackley Castle	Bn.	Warmin.	C5	40	40	160	320	160	600	1200	-	300	1300	13000	1300	650
Blackley		Blackley	F.Town	-	-	-	-	-	-	-	620	200	410	4100	410	205
IronTower	Bt.	Warmin.	C2	16	16	64	140	64	320	480	-	60	570	5700	570	285
Westhall Castle	Bt.	Warmin.	C1	14	14	60	120	60	220	440	-	60	470	4700	470	235
Redding Castle	Bt.	Warmin.	C3	20	20	80	160	80	300	600	-	100	650	6500	650	325
Sevenoaks		Redding	town	-	-	-	-	-	-	-	160	-	110	1100	110	55
Richford Castle	Bt.	Warmin.	C3	13	13	52	110	52	200	400	-	60	430	4300	430	215
Greystoke Castle	Bn.	Warmin.	C6	20	20	80	120	60	220	440	-	60	470	4700	470	235
BarryCastle	Bn.	Greystoke	C4	19	19	80	120	60	400	440	-	60	600	6000	600	300
Totals				309	309	1246	2430	1246	4760	9000	3580	2000	12240	122400	10890	5445
ROYAL DEMESNE																
Wycombe Castle	Cons.	H.R.H.	C6+	30	30	120	240	120	450	900	-	200	975	9750	975	490
Wycombe*	Sher.	H.R.H.	F.Town	-	-	-	-	-	-	-	360	100	560	5600	560	280
Chiffe		H.R.H.	town	-	-	-	-	-	-	-	180	-	120	1200	120	60
Woodstock*		H.R.H.	F.Town	-	-	-	-	-	-	-	520	100	350	3500	350	175
Burnham Castle	Cons.	H.R.H.	C2	16	16	64	140	64	320	480	-	60	470	4700	470	235
Alton Castle	Cons.	H.R.H.	C1	11	11	44	100	44	160	300	-	60	330	3300	330	165
Alton		H.R.H.	town	-	-	-	-	-	-	-	200	-	130	1300	130	65
Royston Castle	Cons.	H.R.H.	C3	16	16	64	140	64	500	480	-	100	690	6900	690	345
Totals				73	73	312	620	312	1140	2160	1260	620	4705	47050	4705	1815

## ARCHAERON BORDER FORTRESSES

Fortress	Type	Armored Cav. (HAC)	Heavy Cav.	Heavy Infant.	Medium Infant.
Tal'Set	C1	60	60	220	100
Tal'Morgaath	C4	120	120	440	200
Totals		180	180	660	300

MAP 23: SOUTHMARCH

Demesne/Town	Lord	Overlord	Type	Kt.	Sqr.	Sgt.	Men	P.Sgt.	Yeomen	Serfs	Militia	Mercen.	Households	Total Pop.	Fief Revenue	Tax/ Rents
EARL of HAWKSTON																
Hawkston	Earl	H.R.H.	F.Town	-	-	-	-	-	-	-	1320	500	880	8800	880	440
Hawkston Castle	Earl	H.R.H.	C4	38	38	160	310	160	600	1140	-	200	1260	12600	1260	630
Hartwell Castle	Bn.	Hawkston	C2	40	40	160	320	160	660	1200	-	200	1340	13400	1340	670
Uppingham		Hartwell	town	-	-	-	-	-	-	-	200	60	235	2350	235	118
Castleguard	Bt.	Hawkston	C2	14	14	56	120	56	240	420	-	60	475	4750	475	238
Darnford Castle	Bt.	Hawkston	C2	19	19	80	160	80	300	600	-	100	650	6500	650	325
Durban		Darnford	town	-	-	-	-	-	-	-	200	60	130	1300	130	65
New Tower	Bn.	Hawkston	C3	29	29	120	240	120	600	870	-	160	1050	10500	1050	525
Austen Keep	Earl	H.R.H.	SK	18	18	72	160	72	540	540	-	160	760	7600	760	380
Norbury	Earl	H.R.H.	F.Town	-	-	-	-	-	-	-	540	100	350	3500	350	175
Totals				158	158	648	1310	648	2940	4770	2260	1600	7130	71300	7130	3566

ROYAL DEMESNE																
Barham Castle	Cons.	H.R.H.	C4	46	46	200	400	200	1500	1380	-	500	2030	20300	2030	1015
Barham*		H.R.H.	F.Town	-	-	-	-	-	-	-	330	100	220	2200	220	110
Trent's Pass SK1		H.R.H.	SK	5	5	20	100	-	-	-	-	60	-	-	-	-
Trent's Pass SK2		H.R.H.	SK	5	5	20	100	-	-	-	-	60	-	-	-	-
Totals				56	56	240	600	200	1500	1380	330	720	2250	22500	2250	1025

REBEL BARONS																
High Tower Castle	Bt.	Archaeron (H.R.H.)	C3	13	13	52	120	52	200	400	-	200	430	4300	430	215
East Tower	Bt.	(H.R.H.)	C2	11	11	44	100	44	160	330	-	200	350	3500	350	175
Castlebridge*		H.R.H.	F.Town	-	-	-	-	-	-	-	(1100)	1000	710	7100	710	355
Totals				24	24	96	220	96	360	730	(1100)	1400	1490	14900	1490	745

ARCHAERON BORDER FORTRESSES

Fortress	Type	Armored Cav. (HAC)	Heavy Cav.	Heavy Infant.	Medium Infant.
Tal'Lis	C4	120	120	440	200
Tal'Vaakar	C2	60	60	200	100
Tal'Sondreth	C3	60	60	220	100
Tal'Istha	C6	600	600	1100	500
Totals		840	840	1980	900

MAP 24: EASTMARCH

Demesne/Town	Lord	Overlord	Type	Kt.	Sqr.	Sgt.	Men	P.Sgt.	Yeomen	Serfs	Militia	Mercen.	Households	Total Pop.	Fief Revenue	Tax/ Rents
ROYAL DEMESNE																
Hawkhurst Castle	Cons.	H.R.H.	C2	20	20	80	160	80	600	600	-	100	845	8450	845	425
Easton Castle	Cons.	H.R.H.	C1	15	15	60	120	60	450	450	-	60	630	6300	630	315
Easton		H.R.H.	town	-	-	-	-	-	-	-	200	-	130	1300	130	65
Mors		H.R.H.	town	-	-	-	-	-	-	-	180	-	120	1200	120	60
North Keep	Cons.	H.R.H.	C3	25	25	100	200	100	750	750	-	120	1040	10400	1040	520
Kingston*		H.R.H.	F.Town	-	-	-	-	-	-	-	900	200	590	5900	590	295
St. Martin's		H.R.H.	town	-	-	-	-	-	-	-	180	-	120	1200	120	60
Totals				60	60	240	480	240	1800	1800	1460	480	3475	34750	3475	1740

THE MOST HOLY ORDER OF THE KNIGHTS OF THE SILVER CROSS

Castle/vale	Grand Master	C6	100	-	400	300	-	-	-	-	-	-	-	800	-	-
Kingscastle	Knight Cmdr.	C1	50	-	200	150	-	-	-	-	-	-	-	400	-	-
BattleSt.Leo's	Knight Cmdr.	F.Town	50	-	200	150	-	-	-	-	240	-	150	1500	150	75
St.Leo'sCastle	Knight Cmdr.	C3	50	-	200	150	-	-	-	-	-	-	400	-	-	
Griffin'sTower	Knight Cmdr.	C3	50	-	200	150	-	-	-	-	240	-	870	8700	870	340
Knight'sTower	Knight Cmdr.	C4	50	-	200	150	-	-	-	-	-	-	715	7150	715	360
Burford		F.Town	50	50	200	400	200	750	1500	-	-	700	300	470	4700	470
Dragon'sEyrie	Knight Cmdr.	C4	50	50	200	150	-	-	-	-	-	-	400	-	-	
Totals	Knights of the Order		400	50	1600	1200	-	-	1350	810	-	-	1500	15000	1500	750
	Vassals		206	206	636	1258	636	4420	4530	1180	300	6940	69400	6940	3380	

BARON LION																
Lion's Tower	Bn.	H.R.H.	C3	36	36	160	200	120	1800	1080	-	100	1970	19700	1970	985
High Cross		Lion	town	-	-	-	-	-	-	-	240	100	160	1600	160	80
Totals				36	36	160	200	120	1800	1080	240	200	2130	21300	2130	1065

ARCHAERON BORDER FORTRESSES

Fortress	Type	Armored Cav. (HAC)	Heavy Cav.	Heavy Infant.	Medium Infant.
Tal'Naarth	C1	60	60	220	100
Tal'Merkad	C4	120	120	440	200
Totals		180	180	660	300

TREGARON (Map 1) Maritime Dimension

**1. Customs Duties:** All cargoes into the region must be landed at Aberayton. Smuggling is punishable by up to five years in the galleys and confiscation of cargo and vessel or by severe fines. Baron Aberayton holds the right to collect customs duties in return for providing naval protection for the region. Duties: 3 GP/ton of cargo landed.

**2. Capacity of Port Aberayton:** 6000-15000 tons annually (roll 1d10 x 1000 + 5000) for an average annual customs revenue of thirty thousand GP. By royal decree, 75% of customs duties must be applied to naval defense.

**3. Aberayton Naval Squadron (Lord Aberayton):**

Type	No.	ID	Quality	Cost/Ship	Seamen	Officers	Soldiers	Rowers	Annual Maintenance & Operation Cost/Ship	Cost of Laying Up 'in ordinary'
Galea Sotilla	5	31	elite	10500 GP	150/VE	45/V	500/V	600/R	4125 GP	525 GP
Vachettes	5	34	elite	1200 GP	50/VE	15/V	45/E	100/R	845 GP	60 GP
Galea Sagitta	3	33	elite	2100 GP	100/VE	18/VE	150/V	300/R	1910 GP	105 GP
Coast Guard	7	26	regular	1000 GP	42/E	42/E	175/E	308/R	638 GP	50 GP

The cost of operating the entire fleet for a year is 37,590 GP. Often, a number of vessels are decommissioned, the crews are paid off, and the ships are laid up 'in ordinary' on the beach, thereby reducing costs. 'Recommissioning' a ship requires 20% of annual maintenance costs plus a period of 10-60 days (crews must be recruited and 'pressed'.) Rowers are generally convicts and slaves.

**4. Merchant Ships Out of Aberayton:**

Type	Tonnage	No.	ID	Cargo	Quality	Cost/Ship	Crew/Ship	Annual Maintenance & Operation Cost/Ship	Average Yearly Profit per Ship (based on cargo tonnage)
Large Cog	1000t	1	48	700t	elite	30,000 GP	100/VE	7500 GP	10500 GP (15 GP/Cargo ton)
Large Cog	750t	1	48	500t	elite	24,000 GP	85/VE	6300 GP	5000 GP (10 GP/Cargo ton)
Medium Cog	400t	5	47	300t	regular	8000 GP	50/R	1660 GP	2100 GP (7 GP/Cargo ton)
Small Cog	100t	14	46	60t	regular	2000 GP	30/R	960 GP	420 GP (7 GP/Cargo ton)
Small Cog	50t	20	46	30t	regular	1000 GP	15/R	428 GP	180 GP (6 GP/Cargo ton)
Fishing	10t	35	46	7t	regular	150 GP	5/R	136 GP	35 GP (5 GP/Cargo ton)

**NORTH COAST (Map 2) Maritime Dimension**

**1. Customs Duties:** All cargoes into the region must be landed at Port Talbot. Smuggling is punishable by up to five years in the galleys and confiscation of the cargo and vessel or by severe fines. The Earl of Roxburgh holds the right to collect customs duties in return for providing naval protection for the region. Duties: 3 GP/ton of cargo landed.

**2. Capacity of Port Talbot:** 4000-13000 tons annually (roll 1d10 x 1000 + 3000) for an average annual customs revenue of 30,000 GP annually. By royal decree, 75% of customs duties must be applied to naval defense.

**3. Port Talbot Naval Squadron (Earl Roxburgh):**

Type	No.	ID	Quality	Cost/Ship	Seamen	Officers	Soldiers	Rowers	Annual Maintenance & Operation Cost/Ship	Cost of Laying Up 'in ordinary'
Galea Sotilla	5	31	elite	10500 GP	150/VE	45/V	500/V	600/R	4125 GP	525 GP
Vachettes	5	34	elite	1200 GP	50/VE	15/V	45/E	100/R	845 GP	60 GP
Galea Sagitta	3	33	elite	2100 GP	100/VE	18/V	150/V	300/R	1910 GP	105 GP
Coast Guard	3	26	regular	1000 GP	18/E	18/E	75/E	132/R	638 GP	50 GP

The cost of operating the entire fleet for a year is 32,494 GP. Ships may be decommissioned and laid up in ordinary as outlined for the Aberayton Naval Squadrons.

**4. Merchant Ships Out of Port Talbot:**

Type	Tonnage	No.	ID	Cargo	Quality	Cost/Ship	Crew/Ship	Annual Maintenance & Operation Cost/Ship	Average Yearly Profit per Ship (based on cargo tonnage)
Large Cog	750t	2	48	500t	elite	24,000 GP	85/VE	6300 GP	5500 GP (11 GP/Cargo ton)
Large Cog	400t	6	48	300t	regular	8000 GP	50/R	1660 GP	2400 GP (8 GP/Cargo ton)
Medium Cog	250t	9	47	180t	regular	5000 GP	40/R	1390 GP	1260 GP (7 GP/Cargo ton)
Small Cog	100t	12	46	60t	regular	2000 GP	30/R	960 GP	420 GP (7 GP/Cargo ton)
Small Cog	50t	17	46	30t	regular	1000 GP	15/R	428 GP	180 GP (6 GP/Cargo ton)
Fishing	10t	30	46	7t	regular	150 GP	5/R	136 GP	35 GP (5 GP/Cargo ton)

**NORTH COAST (Map 3) Maritime Dimension**

**1. Customs Duties:** All cargoes into the region must be landed at Hull or Cope Shroves. Smuggling is punishable by up to five years in the galleys and confiscation of cargo and vessel or by severe fines. The Earl of Hull holds the right to collect customs duties in return for providing naval protection for the region, Duties: 4 GP/ton of cargo landed.

**2. Capacity of Hull:** 2000-7000 tons annually (roll 1d6 x 1000 + 1000) for an average annual customs revenue of 16000 GP.

**Capacity of Cope Shroves:** 1000-6000 tons annually (roll 1d6 x 1000) for an average annual customs revenue of 12000 GP. By royal decree, 80% of customs revenues must be applied to naval defense.

**3. Hull Naval Squadron (Earl of Hull):**

Type	No.	ID	Quality	Cost/Ship	Seamen	Officers	Soldiers	Rowers	Annual Maintenance & Operation Cost/Ship	Cost of Laying Up 'in ordinary'
Galea Sotilla	4	31	elite	10500 GP	120/VE	36/V	400/V	480/R	4125 GP	525 GP
Vachettes	4	34	elite	1200 GP	40/VE	12/VE	36/V	80/R	845 GP	60 GP
Galea Sagitta	2	33	elite	2100 GP	66/VE	12/VE	100/V	200/R	1910 GP	105 GP
Coast Guard	2	26	regular	1000 GP	12/E	12/E	50/E	88/R	638 GP	50 GP

**Cope Shroves Squadron (Earl of Hull):**

Galea Sagitta	2	33	elite	2100 GP	66/VE	10/V	100/V	200/R	1910 GP	105 GP
---------------	---	----	-------	---------	-------	------	-------	-------	---------	--------

The cost of operating the entire fleet for a year is 28790 GP. Ships may be decommissioned and laid up in ordinary as outlined for the Aberayton Naval Squadron.

**4. Merchant Ships Out of Hull and Cope Shroves:**

Type	Tonnage	No.	ID	Cargo	Quality	Cost/Ship	Crew/Ship	Annual Maintenance & Operation Cost/Ship	Average Yearly Profit per Ship (based on cargo tonnage)
Medium Cog	400t	8	47	300t	regular	8000 GP	50/R	1660 GP	2400 GP (8 GP/Cargo ton)
Medium Cog	250t	12	47	180t	regular	5000 GP	50/R	1390 GP	1260 GP (7 GP/Cargo ton)
Small Cog	100t	16	46	60t	regular	2000 GP	40/R	960 GP	420 GP (7 GP/Cargo ton)
Small Cog	50t	22	46	30t	regular	1000 GP	30/R	428 GP	180 GP (6 GP/Cargo ton)
Fishing	10t	30	46	7t	regular	150 GP	15/R	136 GP	42 GP (6 GP/Cargo ton)

**THE CHANNEL ISLANDS (Maps 3,4,5,6) Maritime Dimension**

**1. Customs Duties:** These 'robber barons' charge non-subjects 5 GP/ton of cargo landed. Subjects can land cargo duty-free. Duty will be levied whether or not cargo is off-loaded; it is tribute, plain and simple.

**2. Capacity of Darkpool:** 300-800 tons annually (roll 1d6 x 100 + 200) for an annual 'customs' revenue of 3000 GP.

**Capacity of Whitney:** 600-1100 tons annually (roll 1d6 x 100 + 500) for an annual 'customs' revenue of 4500 GP.

**Capacity of Harbor Grace:** 400-900 tons annually (roll 1d6 x 100 + 300) for an annual 'customs' revenue of 3500 GP.

**Capacity of St. Helier:** 900-1400 tons annually (roll 1d6 x 100 + 800) for an annual 'customs' revenue of 6000 GP.

**Capacity of Marlinton:** 700-1200 tons annually (roll 1d6 x 100 + 600) for an annual 'customs' revenue of 5000 GP.

**Capacity of Middleport:** 400-900 tons annually (roll 1d6 x 100 + 300) for an annual 'customs' revenue of 3500 GP.

**Capacity of Ralston:** 200-700 tons annually (roll 1d6 x 100 + 100) for an annual customs revenue of 2500 GP.

In effect, the 'customs' duties charges against most vessels tend to arise when a ship takes shelter in an island harbor to escape the severe storms that sometimes sweep up the bay.

**3. Channel Islands Naval Squadron (Grand Admiral Hyde)**

The Barons of the Channel Islands have united to build a powerful naval squadron charged with the protection of all the independent baronies from invasion by the King of Arden, who bitterly resents their 'piratical' activities. Baron Alton is the 'Grand Admiral of the Channel Fleet,' and the squadron is based on Marlinton, a superb anchorage, centrally placed to provide rapid coverage of the Channel. All crewmen are fighters.

Type	No.	ID	Quality	Cost/Ship	Seamen	Officers	Soldiers	Rowers	Annual Maintenance & Operation Cost/Ship	Cost of Laying Up 'in ordinary'
Galea Sotilla	5	31	elite	10500 GP	150/VE	45/VE	500/VE	600/VE	3500 GP	525 GP
Vachettes	5	34	elite	1200 GP	50/VE	15/VE	45/VE	100/VE	750 GP	60 GP
Monoes (Galea)*	18	27	elite	2250 GP	108/VE	108/VE	540/VE	1080/VE	1600 GP	115 GP

\*These shallow-draft vessels are used extensively inshore and in the shallow channels between some of the islands. With lateen rigs, they are capable of 1.5 knots higher speeds under sail than the speeds given in Bireme & Galley (plus elite bonuses.) The moneres are most often employed as 'privateers' operating under letters of marque issued by the barons. Cost of operating the entire fleet is 50050 GP per year. Note that this cost is somewhat lower than in most 'navies' because the crews share in prize money.

**4. Merchant Ships Out of the Channel Islands:**

Type	Tonnage	No.	ID	Cargo	Quality	Cost/Ship	Crew/Ship	Annual Maintenance & Operation Cost/Ship	Average Yearly Profit per Ship (based on cargo tonnage)
Caravel	100t	10	49	60t	regular	3000 GP	30/V	925 GP	2400 GP (40 GP/Cargo ton)
Caravel*	60t	20	49	36t	elite	1800 GP	15/VE	600 GP	1080 GP (30 GP/Cargo ton)
Fishing	10t	40	46	7t	regular	150 GP	5/R	136 GP	35 GP (5 GP/Cargo ton)
Medium Cog	400t	19	47	300t	regular	8000 GP	50/V	1660 GP	3600 GP (12 GP/Cargo ton)
Large Cog	750t	8	47	500t	regular	18000 GP	85/V	5800 GP	6000 GP (12 GP/Cargo ton)

\*Typical smuggler craft.

**VALDORSHIRE/ANDOVERSHIRE (Maps 10 & 11) Maritime Dimension**

**1. Customs Duties:** All cargoes into the region must be landed at Valdor Town or Eastport Town. Smuggling is punishable by life in the galleys with confiscation of cargo and ship (the King takes smuggling in his personal sphere of influence as highly offensive.) All customs revenues are collected by the King's officers to maintain the Royal Fleet. Duties are 5 GP/ton of cargo landed.

**2. Capacity of Valdor Town:** 16000-25000 tons annually (roll 1d10 + 15000) for an average annual customs revenue of 105,000 GP.

**Capacity of Eastport Town:** 11000-20000 tons annually (roll 1 d10 + 10000) for an average annual customs revenue of 80,000 GP.

## 3. Valdor Naval Squadron (Earl Blackmoor, Lord Admiral of Arden)

Type	No.	ID	Quality	Cost/Ship	Seamen	Officers	Soldiers	Rowers	Annual Maintenance & Operation Cost/Ship	Cost of Laying Up 'in ordinary'
Galea Sotilla	5	31	regular	7000 GP	150/R	75/R	500/R	600/R	3480 GP	350 GP
Vachettes	5	34	regular	800 GP	50/R	15/R	45/R	100/R	650 GP	40 GP
Galea Sagitta	6	33	regular	1400 GP	200/R	36/R	300/R	600/R	1700 GP	70 GP
Galea Sotilla*	5	31	reserve	6300 GP	150/res	75/R	500/res	600/R	1450 GP	315 GP
Vachettes*	5	34	reserve	700 GP	50/res	15/R	45/res	100/R	380 GP	35 GP
Galea Sotilla*	5	31	poor	5600 GP	150/res	75/res	500/res	600/R	1400 GP	280 GP
Vachettes*	5	31	poor	600 GP	50/res	45/res	45/res	600/R	120 GP	30 GP
<b>Eastport Naval Squadron (Earl Blackmoor)</b>										
Galea Sotilla	5	31	elite	10500 GP	150/VE	75/V	500/V	600/V	4175 GP	525 GP
Vachettes	5	31	regular	800 GP	50/R	15/R	45/R	100/R	650 GP	40 GP
Galea Sagitta	3	31	elite	2100 GP	100/VE	18/VE	150/V	300/V	1935 GP	105 GP
Galea Tarida (800t)	5	32	regular	20000 GP	150/R	75/V	300/V	750/R	3150 GP	1000 GP
Usciare (2000t)	3	38	regular	50000 GP	270/R	30/V	120/V		4500 GP	2500 GP

\*Cost of operation is based on seven months. Usually, these ships are laid up in ordinary.

## 4. Merchant Galleys

Type	No.	ID	Quality	Tonnage	Cargo	Cost/Ship	Seamen	Officers	Soldiers	Rowers	Annual Maintenance & Operation Cost/Ship
Galeedi Mercanzia	5	35	elite	800	500	36000 GP	200/VE	80/VE	150/VE	400/VE	16000 GP

Merchant galleys produce a profit of 30 GP + 1d20 GP/ton of cargo or an average annual profit of 32,000 GP. Cost of 'laying up' (which is done in the 'off season' for about six months) is 1800 GP. Typically, a squadron of galleys is dispatched as an escort for these valuable ships. In addition to the owner's profit, the Royal Monopoly brings 50% of the value of the profit to the King's treasury.

## 5. Merchant Ships out of Valdor and Eastport

Type	Tonnage	No.	ID	Cargo	Quality	Cost/Ship	Crew/Ship	Annual Maintenance & Operation Cost/Ship	Average Yearly Profit per Ship (based on cargo tonnage)
Large Cog	1000t	3	48	700t	elite	30000 GP	100/VE	7500 GP	10500 GP (15 GP/Cargo ton)
Medium Cog	400t	10	47	300t	regular	8000 GP	50/R	1660 GP	3600 GP (12 GP/Cargo ton)
Small Cog	100t	20	47	60t	regular	2000 GP	30/R	960 GP	600 GP (10 GP/Cargo ton)
Small Cog	50t	40	47	30t	regular	1000 GP	15/R	428 GP	240 GP (8 GP/Cargo ton)
Fishing	10t	60	47	7t	regular	150 GP	5/R	136 GP	49 GP (7 GP/Cargo ton)

# Map of Archaeron

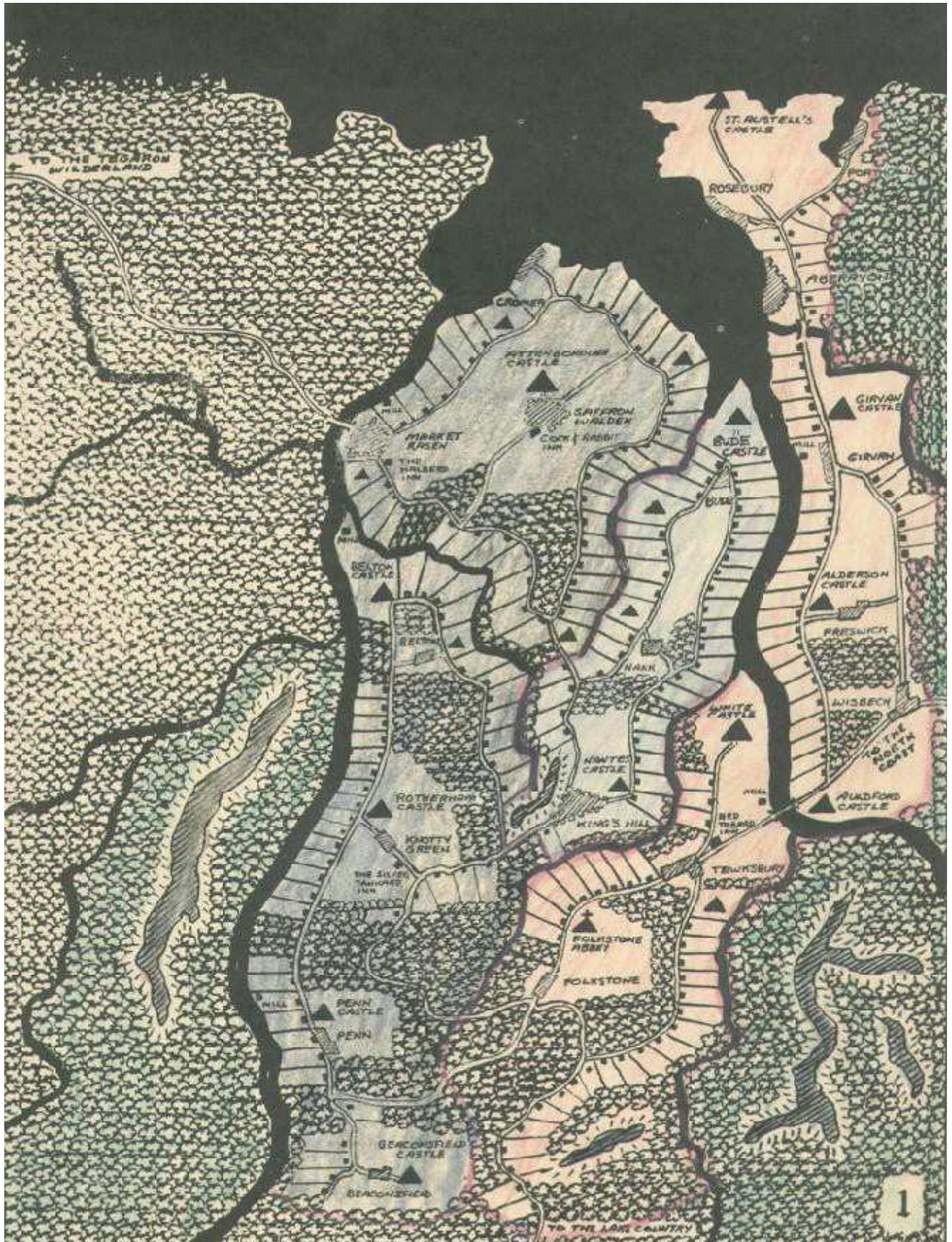


# Map of Arden

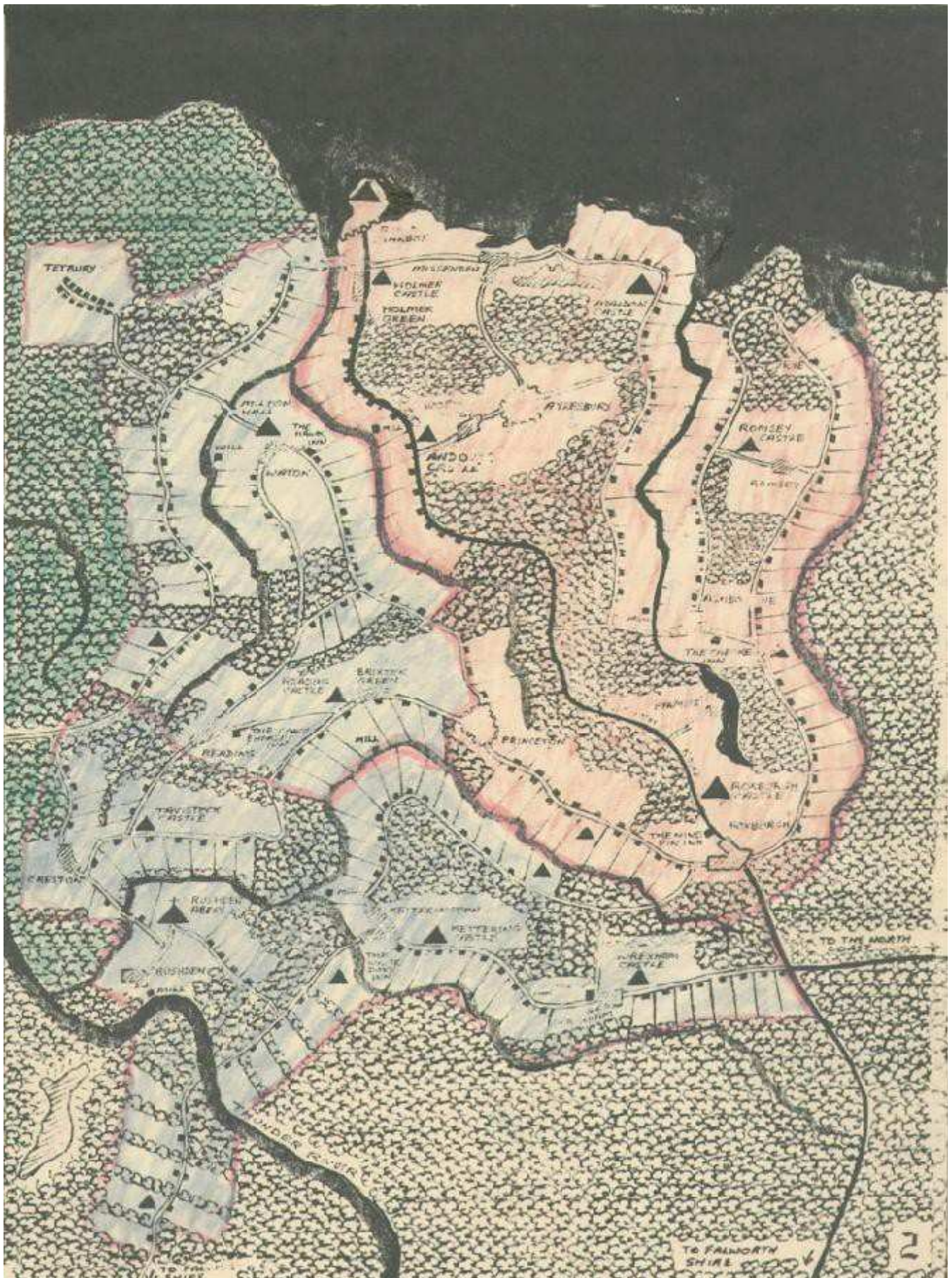




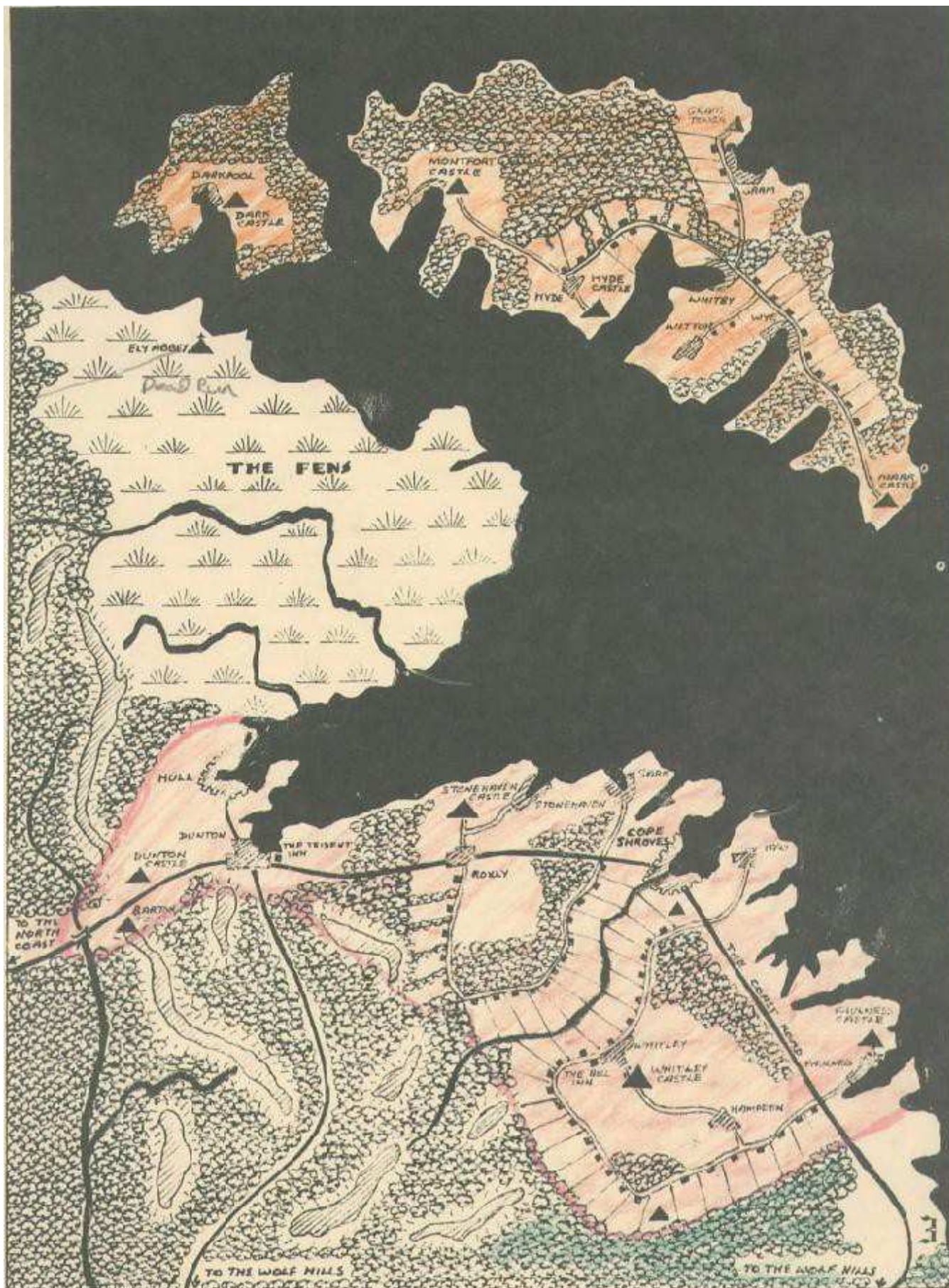
### Map of Arden: Tregaron Marches



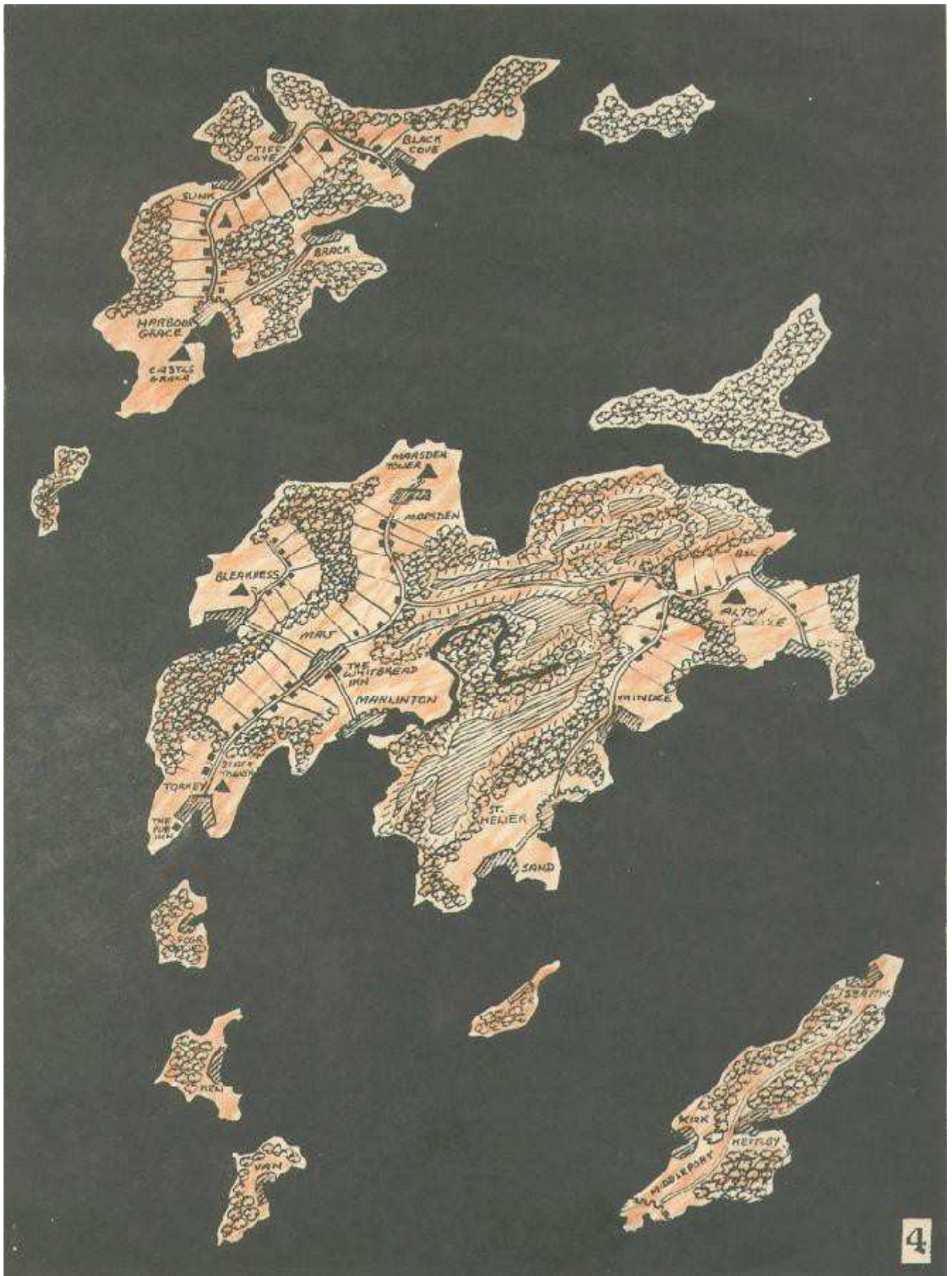
### Map of Arden: The North Coast




### Map of Arden: The North Coast




# Map of Arden: The Channel Island



# Map of Arden: The Channel Islands



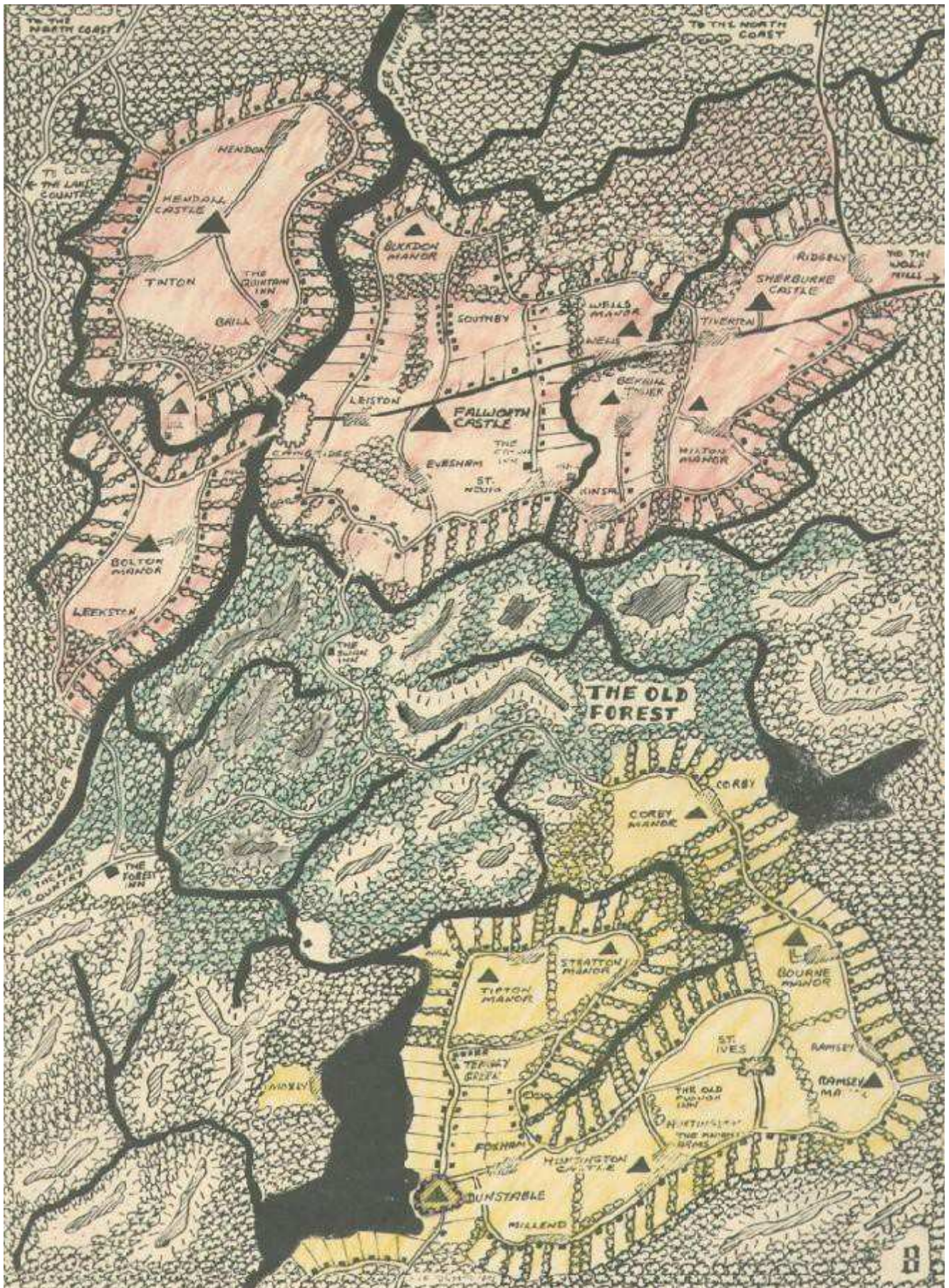
# Map of Arden: The Channel Islands



### Map of Arden: The Lake Country



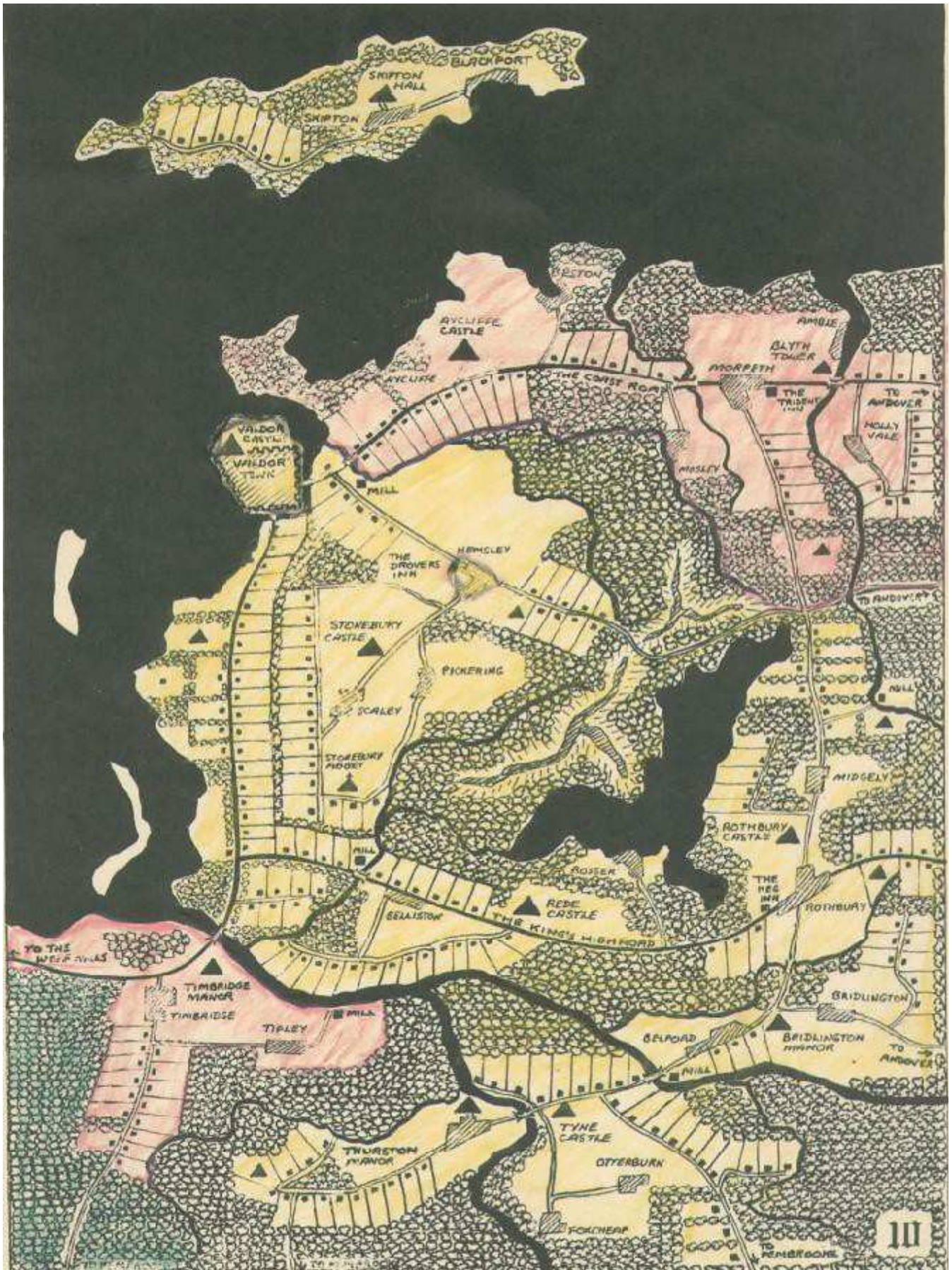
### Map of Arden: Falworth Shire



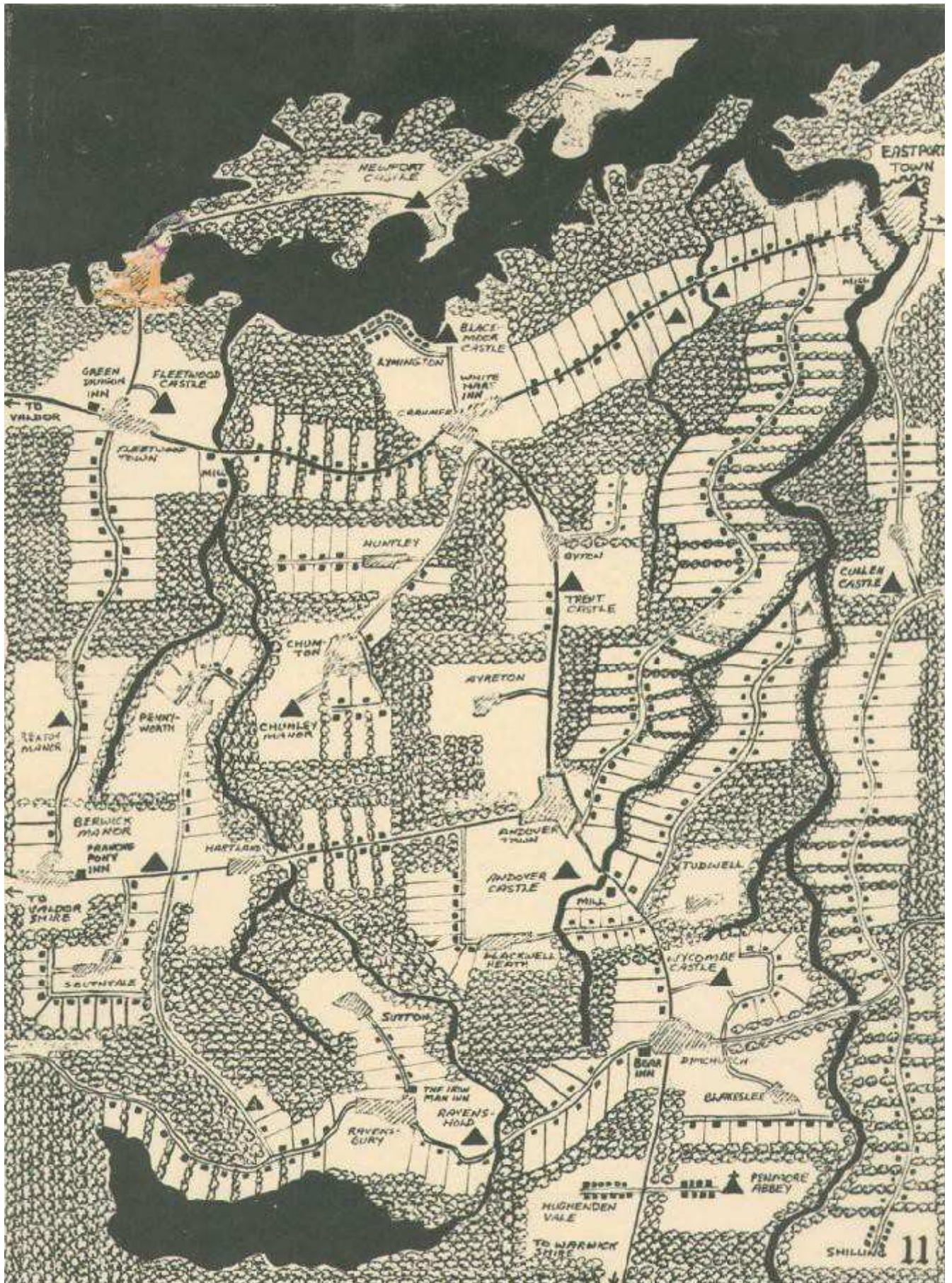




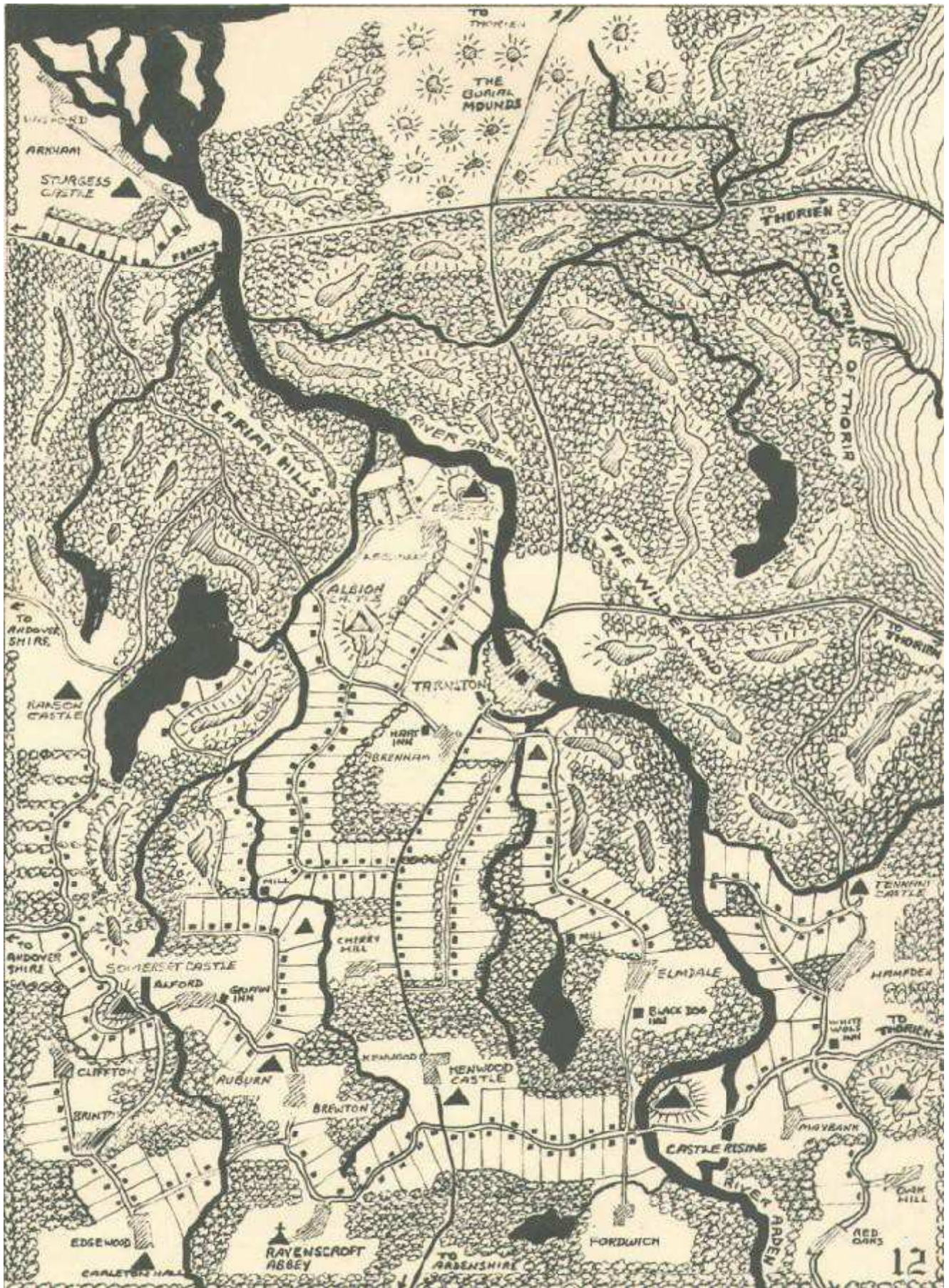
Map of Arden: Valdor Shire



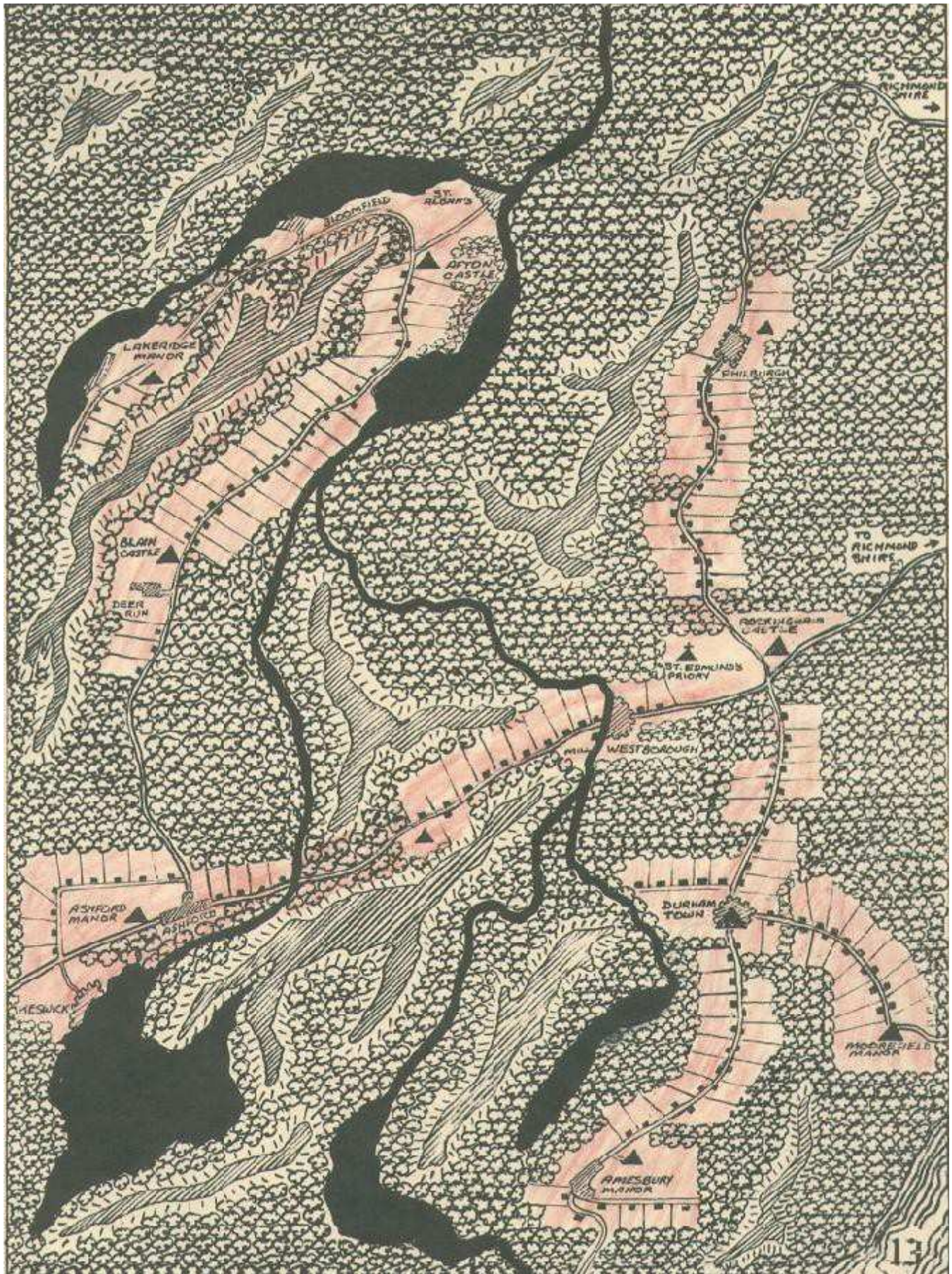
Map of Arden: Andover Shire



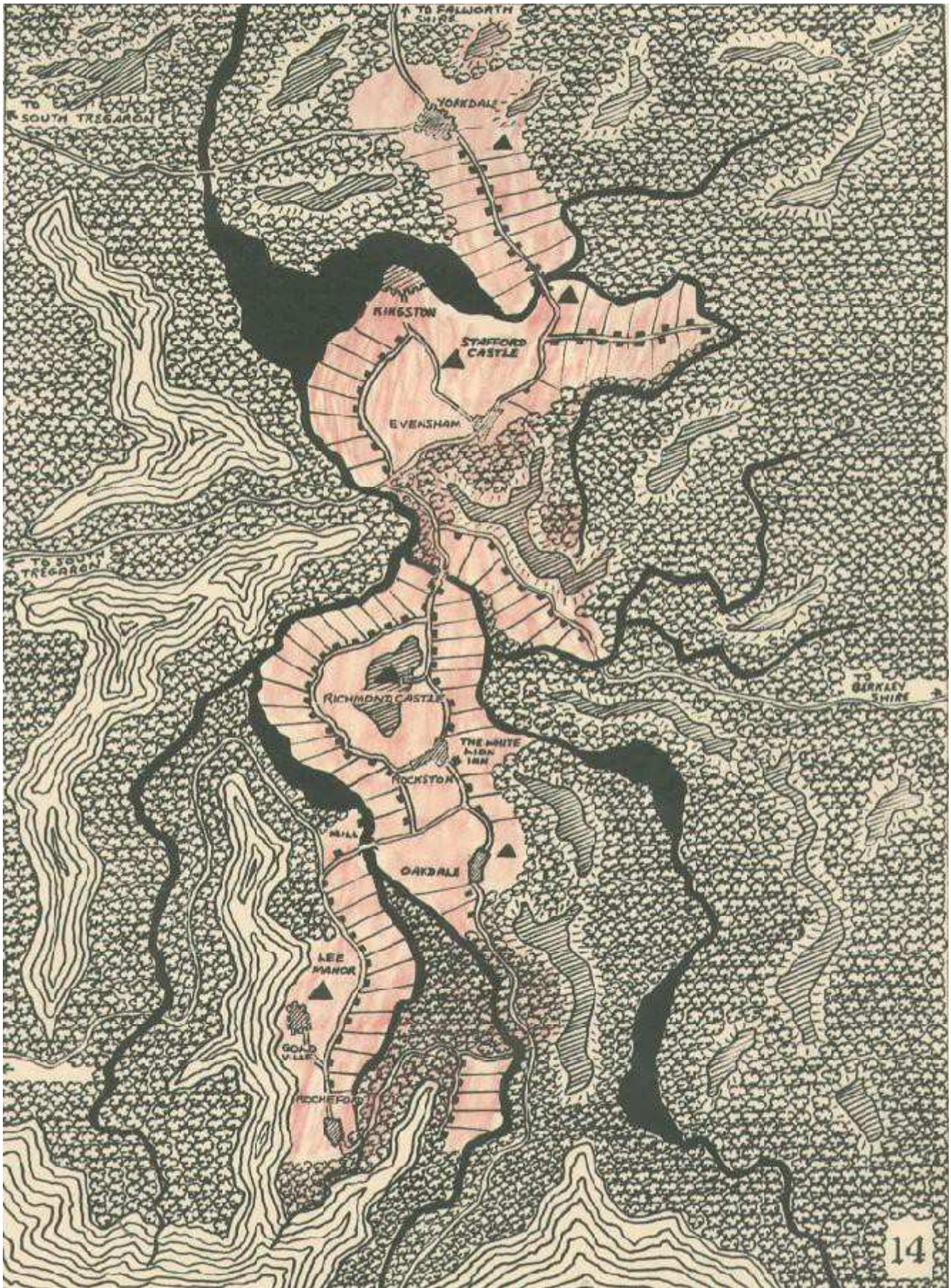
### Map of Arden: Thorien Marches



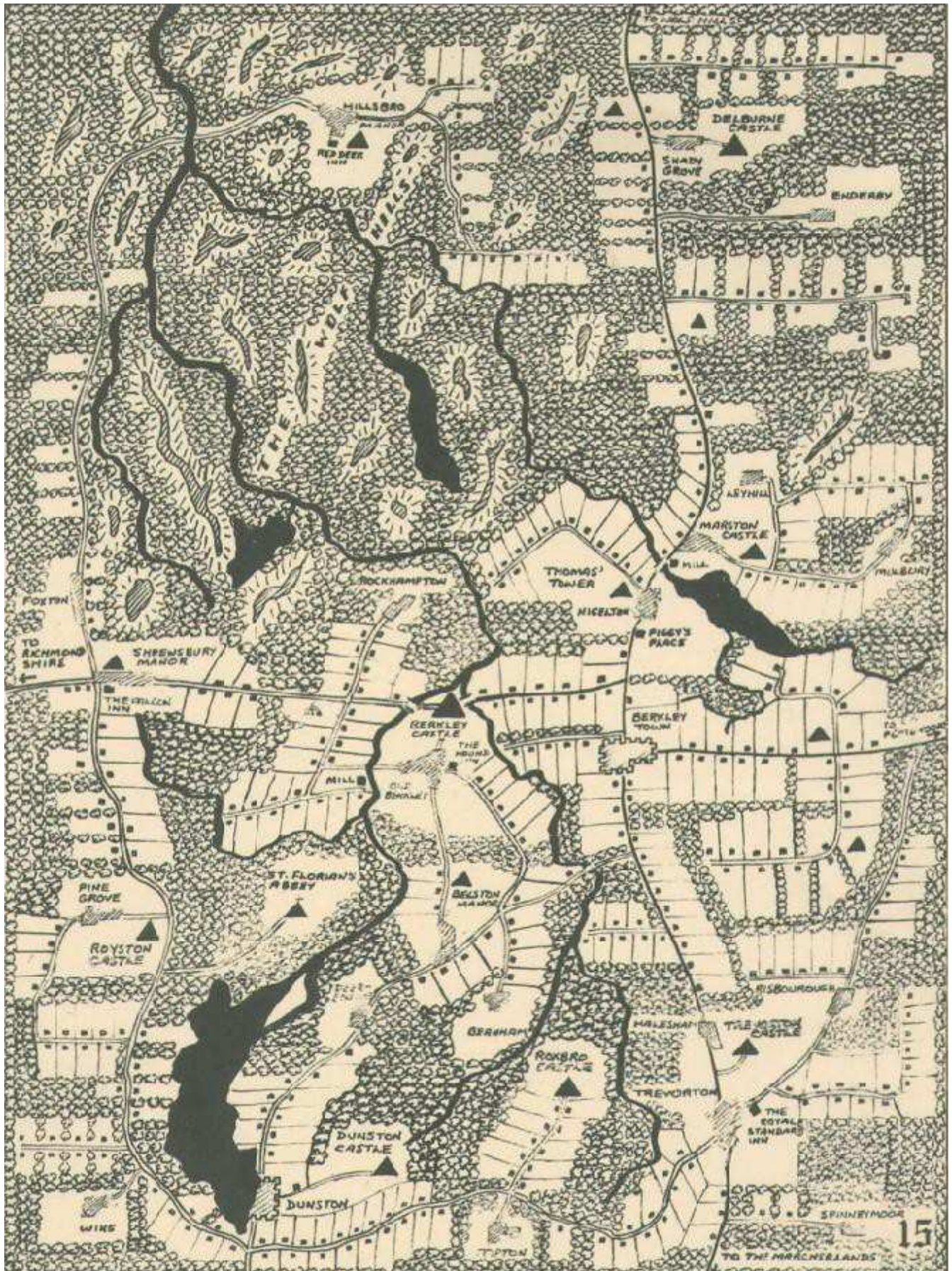
### Map of Arden: South Tregaron Marches



### Map of Arden: Richmond Shire



### Map of Arden: Berkley Shire

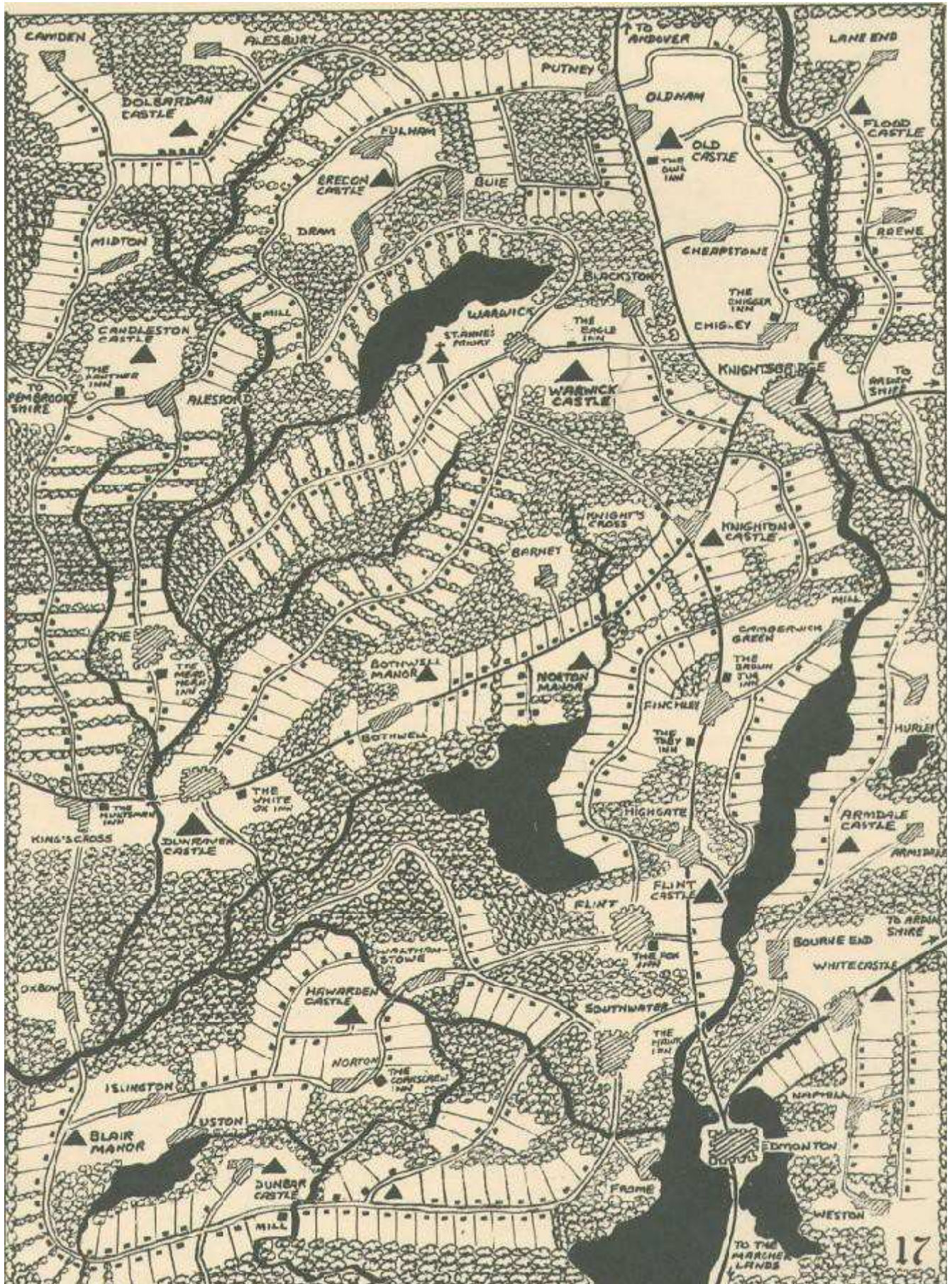


### Map of Arden: Pembroke Shire

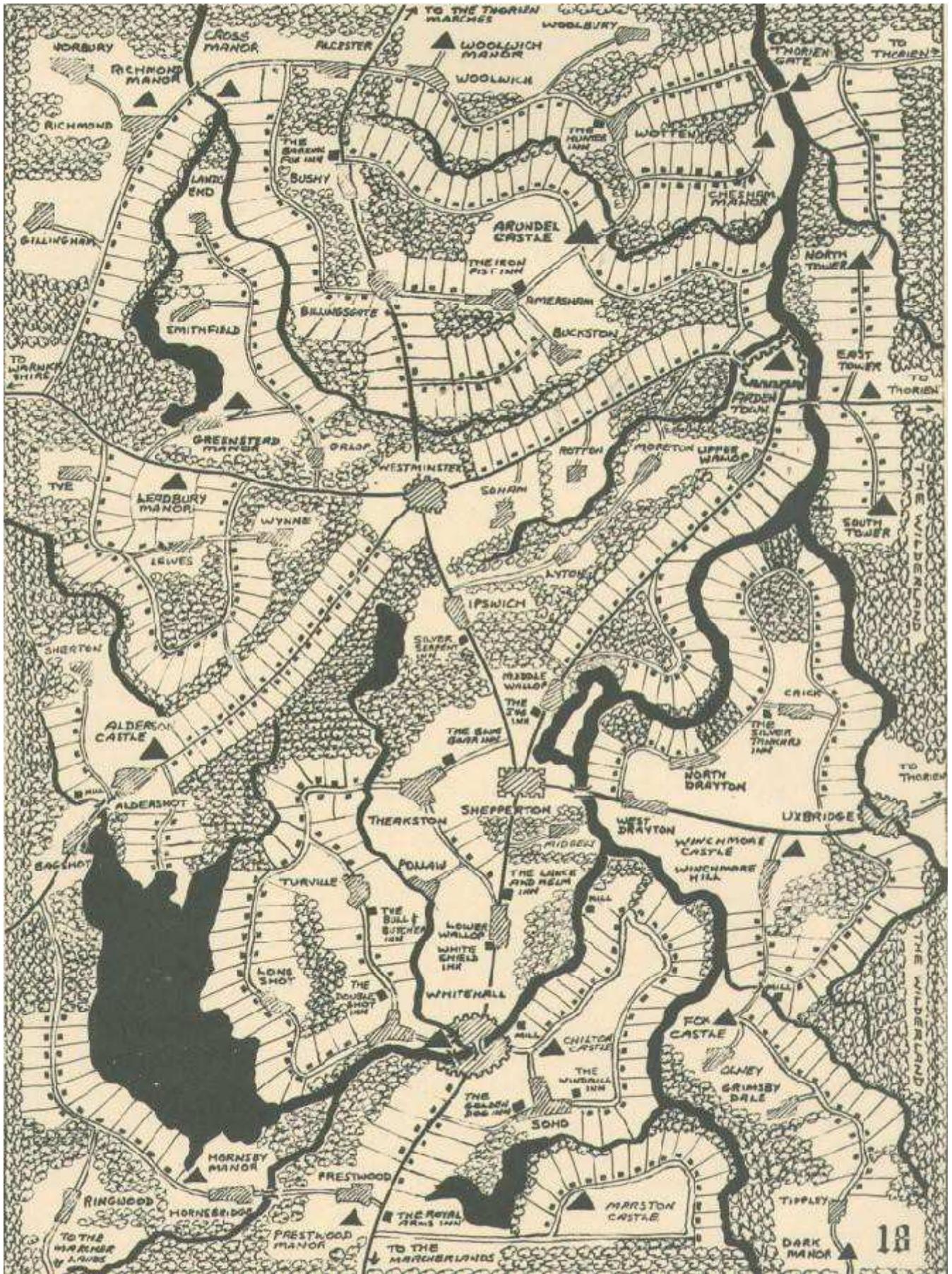




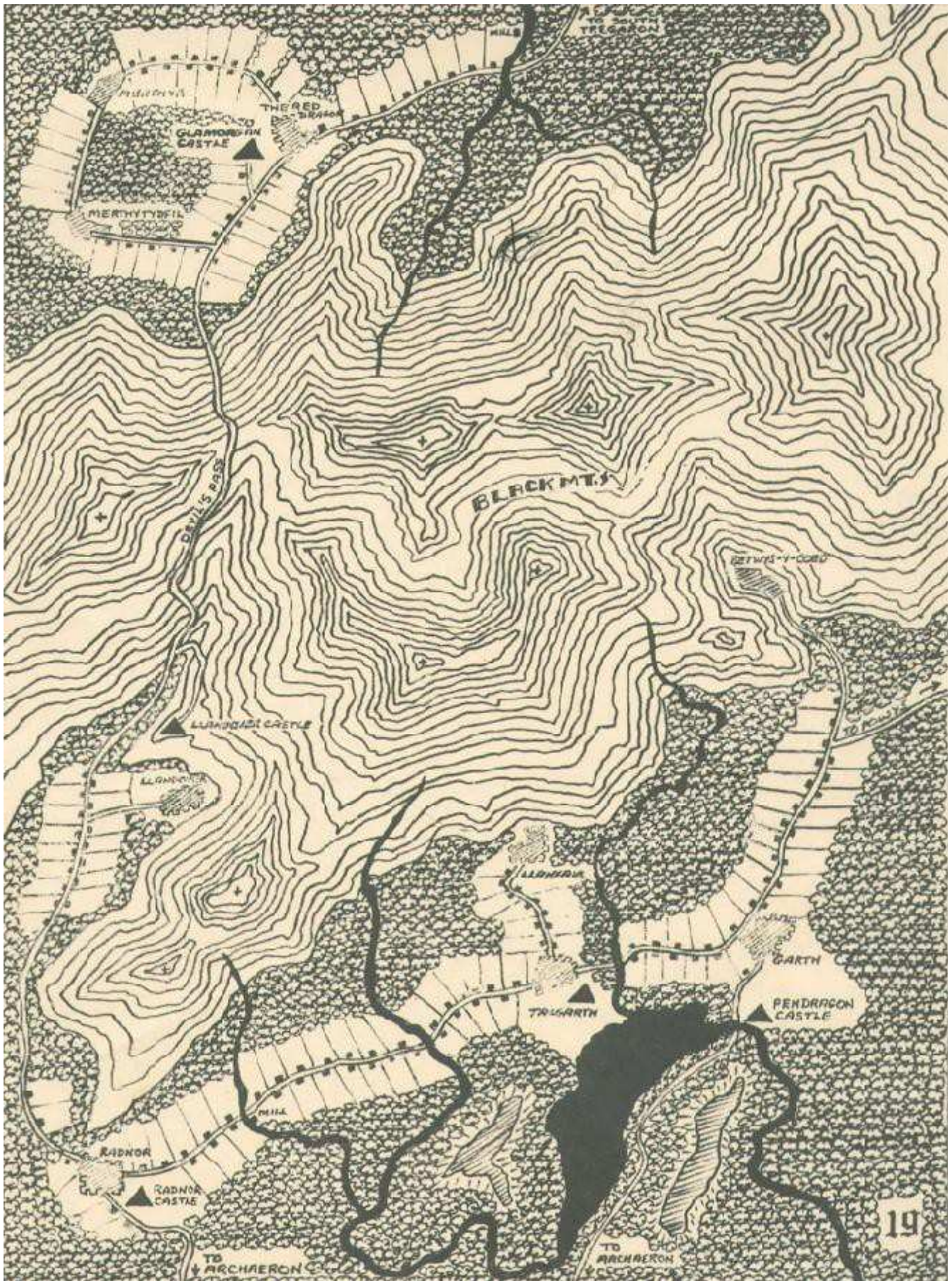
Map of Arden: Warwick Shire




Map of Arden: Arden Shire




### Map of Arden: Radnor



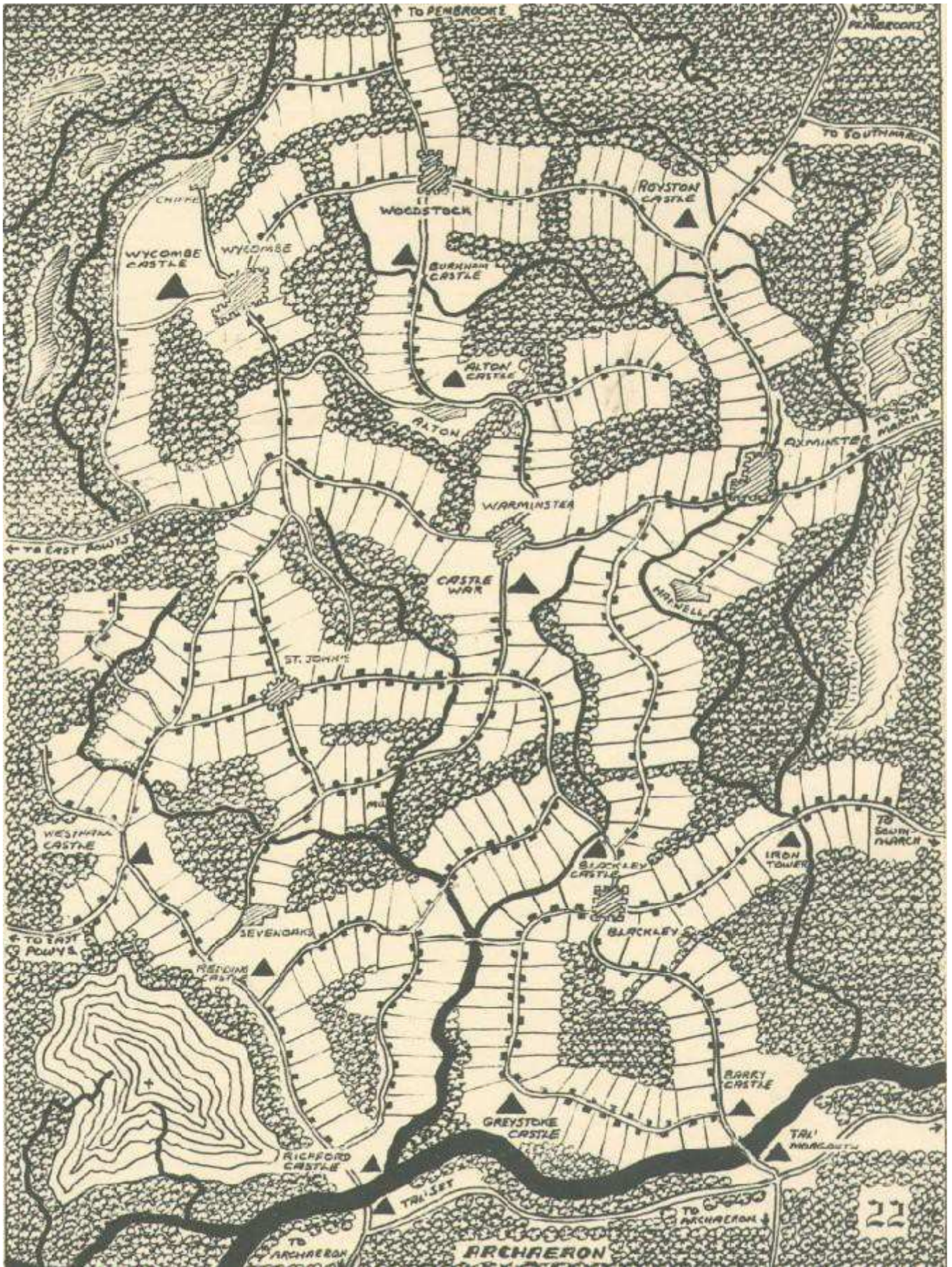
# Map of Arden: Powys



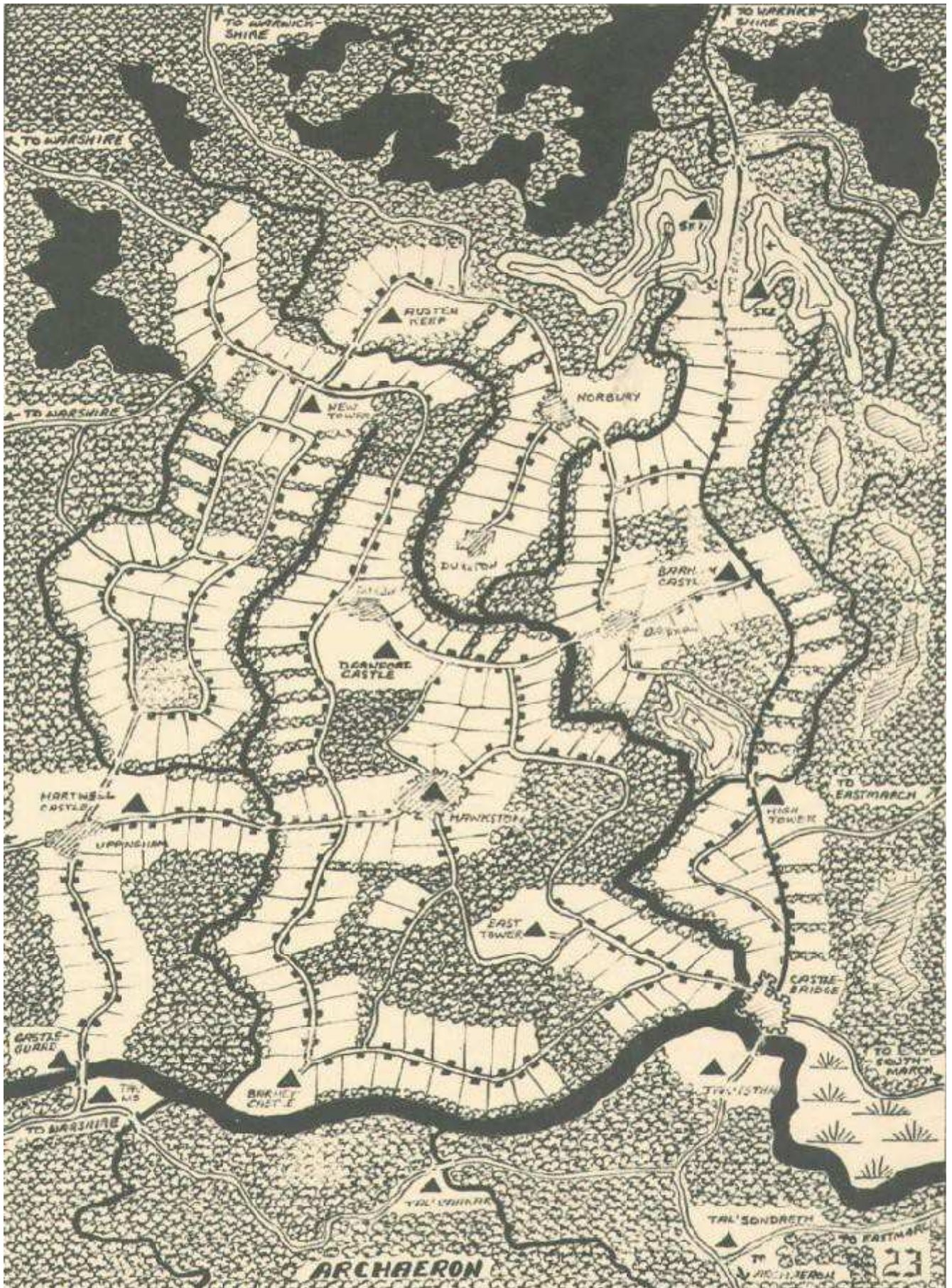
### Map of Arden: East Powys



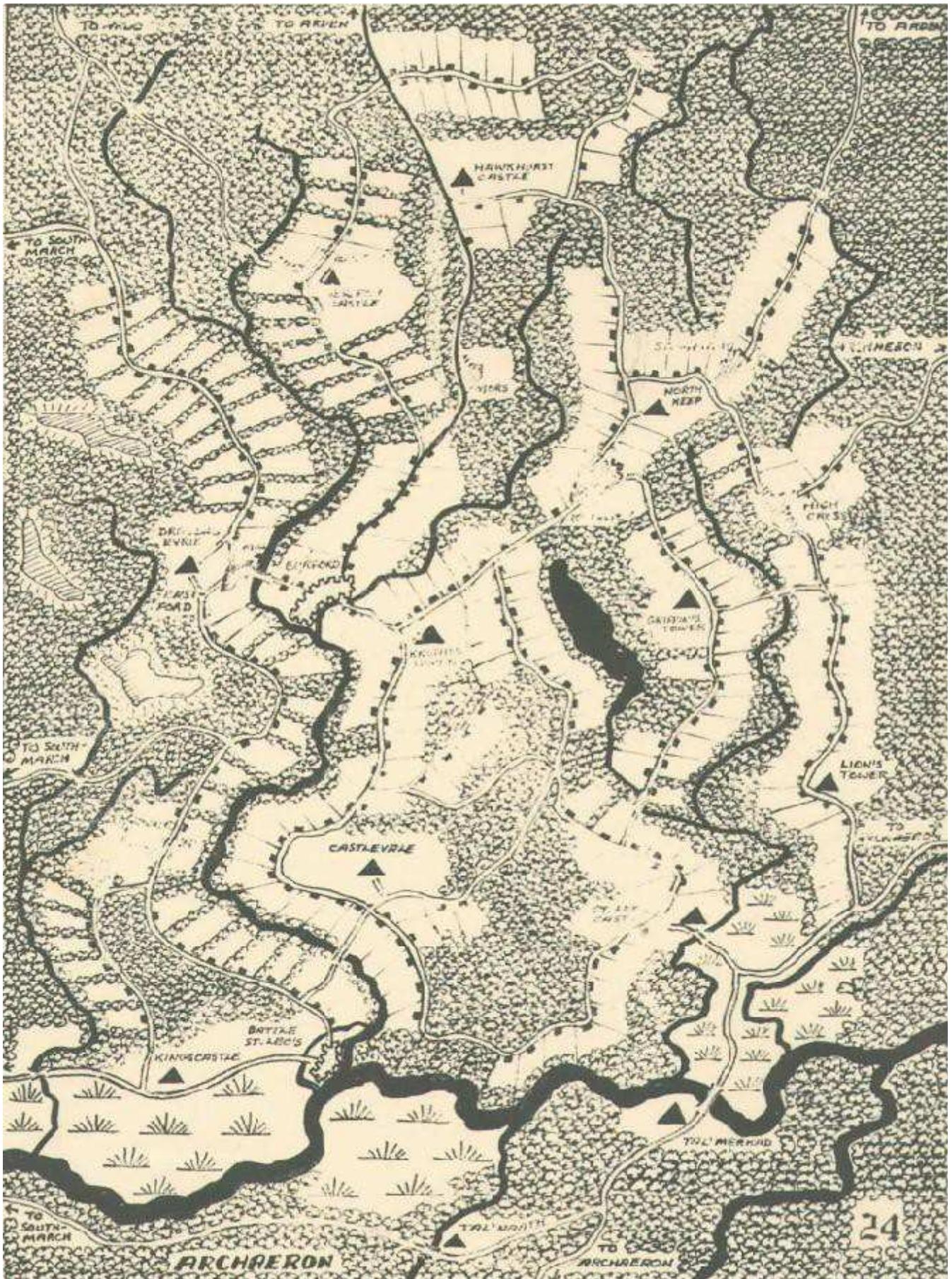
### Map of Arden: War Shire



### Map of Arden: South March



### Map of Arden: East March





## Saurians

Most of you who read this introduction will have followed the growth of Chivalry & Sorcery over the past several years and will remember that we had not intended to release an unending stream of supplemental volumes and expansions. Nonetheless, the Chivalry & Sorcery Sourcebook and Swords & Sorcerers were printed and we have heard nothing but anxious requests for information on the release date of the forthcoming Saracen & Crusader.

All of this has served to build a proliferation of expansions for C&S, far beyond the original scope of the rules. Currently in the works are expansions for the Indian cultures of Mesoamerica and for the Far East of the Samurai. At that point, we have placed a definite halt to such expansions to the original medieval framework of C&S.

There will be a second volume to the C&S Sourcebook, but after that there will be no further supplemental or expansions to the C&S world. We will content ourselves with referees aids and with maps and stats from the original C&S campaign. Players will also be able to look forward to similar materials produced under license by the Judges Guild.

Since C&S is not a static game and is constantly growing, we do recognize that some systems and areas of the rules will require modification and expansion. All such expansions or modifications will be published in a new series of books which will deal with all role playing games. This series, the Role Players Guidebook(s), will feature articles by the designers of Chivalry & Sorcery and the members of this ever-expanding design team. The articles will deal with systems and philosophy of interest to all role players, whether those players use C&S or some other role playing system.

Thus, the end is in sight and there is a definite and finite number of books that will relate to Chivalry & Sorcery rules. Those wishing to follow the development of new systems for FRP in general should watch for the Guidebook series, but these books will not be necessary to the play of C&S.

Scott B. Bizar  
Editor

## Introduction



The following rules arose from the "mythos" or background history we have developed for our Archaeron campaign for C&S. It is not a definitive statement about how the Hss'Taathi are to be played in FRP or even to be understood. It is merely a piece of "background colour" that gives some meaning, purpose and atmosphere to our FRP campaign. Unlike a dungeon, which can exist only as a competitive "arena" in which characters merely make penetrations to see how far they can get, how many enemies they can vanquish, and how much treasure they can discover and carry away, a world needs some history and tradition to bring it to life. This is our explanation of the way things are; each Game Master and playing group will arrive at their own versions of the way their FRP world is, and why.

Thus the story of the Dragonlords should be understood as standing only as a model for such background stories. The rules which follow may be placed in equally original settings by imaginative FRP'ers, and they are encouraged to develop their own explanations to account for the presence of saurians in a "human" world, or for the ability of characters to pass from one world to an alternate plane of existence.

The concept of a "Gateway" between worlds opens up new possibilities in FRP for "alternate-world play-". From the original mythos of our own campaign we constructed a consistent, reasonable, and yet infinitely flexible mechanism to permit characters from one type of world to enter another which is radically alien, experiencing thereby conditions and tests not easily worked into their native reality.

A journey into the land of the Ss'ait'kaa or Land of the Lords is as fraught with danger as a deep-level dungeon adventure. Indeed, it can be even more dangerous, for one can encounter the most ferocious of beasts in a natural environment. It will be hard for some FRP'ers to accept, given their experience with the usual run-of-the-mill fantasy monsters, that the real monsters who actually trod the earth for more than 100,000,000 years as Lords and Masters of creation are in many respects tougher than anything conceived in FRP. Those who have slain FRP "dragons" will discover -- to their horror -- that the real dragons are far worse, and that they abound in profusion in the natural setting of a primeval world.

We have also made provision for excursions into the prehistoric world of more recent times, the time of the Sabre-Tooth and the Mammoths, perhaps slightly more congenial to men but still fraught with natural dangers.

The result has been, in part, a development of a manual of "monsters" with more than 250 monsters, adapted for other FRP games besides Chivalry & Sorcery to permit the widest use and enjoyment by FRP'ers, whatever the rules they use or the campaign they play.

We have also presented a demonstration of how to develop an entire fantasy culture for totally non-human characters, based on our assessment of how such creatures as intelligent dinosaurs would develop as social creatures. In part, we hoped to provide a model which would serve as an inspiration for FRP'ers to develop their own fantasy worlds along creative and yet logical and consistent lines. Examination of the various elements of the "social" rules and background materials will reveal the interlocking aspects of the

basic nature of any creature, the way it responds to its natural environment, and the type of customs and behaviors it can evolve. In this sense, we hope that Saurians will serve as a guidebook on how to "think as a monster", a skill that every Game Master should develop if he really wishes to role-play his monsters as people, instead of simply serving them up as cannon fodder to be slain by the characters or else to act as their destroyers.


Saurians was also written in response to what we felt were unwarranted and ill-conceived criticisms of the allegedly "limiting" aspects of the original Chivalry & Sorcery. These rules are based on exactly the same concept as C&S, which is not that Fantasy Role Playing should somehow reflect historical feudalism, but that any coherent FANTASY world must have some kind

of background tradition to explain it and bring it to life. Saurians is pure Chivalry & Sorcery in every respect. It partakes of the same philosophy, uses the same game systems, and encourages role-play with a vengeance. IT IS NOT NOR EVER COULD HAVE BEEN "HISTORY"! It is solidly based on hard reality -- the actual facts of paleontology and sociology and anthropology -- but it is a totally fantastic creation of a totally fantastic world. Every "monster" is a creature which actually lived on the earth at one time, not one conceived through the fears of pre-scientific man or by the imagination of a FRP game designer or player. REAL MONSTERS, and we think they are better for their hard realism. We reject the notion that "realism" is the death of fantasy role-playing. As Tolkien once noted, realism is the foundation of true fantasy; the problem is to let our knowledge of reality inform our fantasy, but not dominate it.

For this reason, we take no credit for the 250 monsters and more included in these rules. We have only collected and interpreted in gaming terms the factual data gathered by scientists over more than a century. But the result, we believe, is truly "fantastic".

On a final note, the "Gateway between Worlds" we explain in terms of a Supernova explosion (of: Tihel's reference to a "bright star") which warped the very fabric of the time-space continuum and bridged the dimensions between two worlds. Other explanations could be as easily evolved, we suppose, to explain such cross-over points between worlds. We postulated a number of nexi or Gates came into being, then faded as the time-space continuum healed itself after the Super-nova died down. However, at least one nexus and possibly several still exist in our fantasy world, so the world of Saurians can yet be reached by our characters if they find a Gate. Similarly, we also provide for other Gates into a more recent prehistoric world in which primitive Cave Men and Cro-Magnons as well as early mammalian life abound.

These are only the tools and materials. What you as FRP'ers do with them is "limited" only by your imaginations.



## The Primeval World of Saurians



antasy Role Playing (FRP) is squarely in the realm of "What if?" What if magick worked? What if the monsters of legend and fiction actually existed? What if we were actual people living in such a world? What are the customs and laws of the place? How does one make a living? What opportunities exist for adventure?

Yes, indeed. Being fascinated with prehistory for a long time, the designers of Saurians posed the question, "What if our FRP characters had to deal with a real world -- the world of the misty past?" The answer was not entirely unexpected: they would have a hard time of it, a very, very hard time!

In designing the prehistoric worlds which are the gaming arenas for

Saurians, we made a number of assumptions and compromises which cannot be called "realistic" in terms of the actual evolution of species. But then, who ever said that FRP had to correspond to hard reality and nothing more? There is a vast difference between "realism" -- the depiction of things in a fairly rational and consistently believable manner -- and "reality", which is the literal thing itself as it actually exists in this world. As C&S designers, we opt for realism at most turns, but we will not be bound to presenting mere reality.

Realism in Saurians is restricted largely to background considerations. The many "monsters" (over 250 variants) are presented with an eye to depicting the authentic beasts in an authentic environment and ecology. Similarly, the intelligent races -- saurians, amphibians, even fish -- are all projections of what such creatures might have evolved into if they had acquired a high level of intelligence.

Clearly, where most of our assumptions and compromises were made lies in the deliberate "mixing" of a wide variety of different species belonging to different prehistoric eras. Those players familiar with paleontology will instantly recognize that Saurians includes creatures drawn from more than 100,000,000 years of evolutionary history. That is deliberate. We ignored the facts. Tyrannosaurus and Allosaurus were separated by more than 20 million years, and Dimetrodon predated them both by millions of years more. We mixed the species in order to give FRPers a representative sampling of the more interesting "wild life" of the past. We make no apologies for the "unrealism" of such a decision.

We have not made provision for the usual monsters of FRP already introduced into role gaming. This does not mean that they couldn't be introduced, but we recommend some common sense and an eye to play balance. Some of the truly "exotic" monsters are so far from reality that they properly belong only in a dungeon environment. For example, Trolls could make a go of it in the Pre-Ice Age/ Ice Age world of Saurians but would find the earlier Dinosaurian World too much to handle. Trolls are simply too big to escape the notice of the large carnososaurs, too clumsy to evade, too slow to run, and too lacking in power to combat the more fearsome hunters in the water. In a world of dinosaurs, Trolls would be quickly served up as someone's lunch and would become extinct as a race. Indeed, any Trolls in such an environment would be a haggard and harassed race eager to join anyone who could offer a chance for survival. Again, Giant Slugs, Snails, and all monsters of their ilk would probably have a slim chance of survival as a species. Small but savage predators could easily leap to their backs, etc., to burrow into their dinners, and eventually destroy the beasts by their parasitic feeding.

To be perfectly blunt about it, most FRP monsters were never designed with any idea of fitting them into any kind of natural ecology. The monsters just "get invented". They are conceived only as nasty surprises to be encountered in dungeons. They don't make sense in terms of a world ecology; and thus they won't stand up to the total environmental assault. In a world there is always something which preys on a creature, sooner or later. The FRP monsters properly belong in dungeons -- and dungeons are both fitting and proper even in a saurian world, provided they have some logical explanation for being there.

Undead, for instance, are common only to a few mythic traditions. To understand undead, one has to see them in the light of Western legend and folklore or of Japanese myth, or whatever.

But to the Eskimos and Indians of North America, only "spirits" or "ghosts" make sense. Such monsters are the result of a "belief structure"; they make sense and have substance only if one had a tradition or belief (at least in the past). Thus players and Game Masters will dis-cover that the saurians we have developed for role-play can easily deal with Undead as low-level monsters because they do not believe in their powers, are unfearing when confronted by Undead, and can marshal their own powers to drive away or destroy the "bad dreams". It is all a matter of perspective. Undead are often incorporeal, lacking real substance; their powers are directly related to one's belief in their reality.

One can go on and on. The essential thing to remember is that an FRP monster must occupy a definite place in the environment. They simply don't appear out of thin air at the command of a random dice roll, do their thing, and then dematerialize again. Not, that is, in a world. Either they are viable life forms or they are restricted as to their numbers and types and are placed in some kind of "dungeon" which will isolate and protect them from the realities of the world outside. That is the only way to maintain a "balanced" and workable campaign in a world setting. Using all of the world's monsters all of the time just doesn't work in the long run.

We have "rated" the various monsters by "Attack Dice" to permit as wide a use as possible in FRP gaming in general, and thus they are not limited to C&S gaming alone. More will be said of this later.

## A Campaign World for Dinosaurs



primordial world can be a tricky thing to design in that one has to follow some kind of a plan that takes into account factors like the geography of the region and the ecology of the lifeforms as they interact with each other and with the environment. The reason that it is "tricky" is obvious: a significant proportion of the natural wildlife is potentially or actually more dangerous than all except the toughest FRP monsters. In a very real sense, living in or travelling across "untamed" regions of a dinosaurian world would be equivalent to spending one's time in a deep level of an FRP dungeon -- day after day, year after year.

Because characters must live in such an environment, a Game Master must be careful with the monsters. There shouldn't be an attack every two or three turns just because "wandering monster dice" call for it or because everyone expects to be "trashing" monsters all of the time. That is a simple dungeon crawl with no other dimensions open for proper and expanded role-play in other areas. Remember that one Tyrannosaurus could wipe out even the most heavily armed party, especially if it had demoralized some of its victims with FEAR -- which it very well ought to do. Similarly, a pack of maniacal Deinonychis could swarm all over a group of adventurers. The question that should be foremost in the Game Master's mind is whether or not such attacks are really called for. The GM must come to terms with his job as story teller who is managing a long-term cross-country adventure, not simply acting as the God of the Dungeon who sends forth his ravaging destroyers in columns of hordes. Serious en-counters should be planned as part of the adventure, not left to random dice -- which are mindless and have no heed of what is really happening in a role-game anyway.

The encounter tables provided with these rules should therefore be regarded as guides to assist a Game Master, not as unalterable Divine Will which must be obeyed, however stupid the situation appears. If the Game Master thinks that two Tyrannosaurus attacks within the hour is just a bit much, he is not only free but under a duty to the players (out of plain fairness) to alter the situation. It is not fun to the players to have a badly stricken party wiped out just because the Game Master didn't have the experience or the fairness to disregard the "dumb" wandering monster encounter tables. If FRP gaming is a "fun" activity, the enjoyment of the players is always the prime consideration. And one thing they "enjoy" is having a character barely survive a tense encounter. To hit a party repeatedly and put it so far out of its depth that it cannot have a reasonable chance of winning through is plain BAD GAME-MASTERING. It considers nothing except blind obedience to rules which cannot possibly anticipate every circumstance or a "killer instinct" on the part of the Game Master who takes the game as a personal challenge to kill off all of the "weaklings".

Moderation is the key. If one understands that an environment is not always hostile, a lot of countryside can be covered between encounters. The frequency of "safe" encounters (game, etc.) should be significantly higher than "perilous" encounters (with carnivores, etc. Remember, in the entire Serengeti Plain of Africa there are about 5,000 estimated carnivores for every several millions of game animals. Typically, when encountered, many of the carnivores are already feeding or have fed and aren't "interested". Of course, in such instances, it is up to the players to initiate action if they want it. For instance, the Hss'Taathi are herders of hadrososaurs and often attempt to reduce the carnivore population out of a simple desire to preserve their herds from predation. Imagine a band of these intelligent saurians on a journey to a neighbouring Hold and encountering a pack of feeding Deinonychis. The vicious little killers are bad for business. Thus, the party halts, opens fire with arrows and spears, and wipes out a number of the little horrors as a matter of policy. Now the feeding Deinonychis would have likely ignored the party, intent on eating, so the sleet of missiles would probably have come as a real surprise. Depending on their numbers and their mood, they would either flee or the survivors would attack the band of hunters.

It is often the players who make decisions as to whether or not they wish an encounter. A timid group of players will receive little experience. An overly aggressive bunch will get killed. A Game Master merely has to place the opportunity in the players' path and let things run their natural course. The idea is to understand the nature of monsters as living creatures. Few beasts have a suicidal impulse, although some carnivores may go berserk with pain or frustration. If they are badly hurt, but still able to flee, they often do so (thereby robbing a party of full experience and often forcing a pursuit and a second encounter when the wounded beast is run down and brought to hay). In this manner, players, have a bit of a say in what is going on, instead of occupying the role of "victim" to have wings pulled off like flies whenever the Game Master decides. Let them choose the moment when it is reasonable to do so, then pull their wings off if they have bitten off more than they could chew.

Turning from general procedures to the environment of a dinosaurian world, the following considerations should prove to be of assistance:

Some regions will be relatively "tame", with few truly serious problems with carnososaurs. This is probably the direct result of previous "hunting" activities like the one described above: intelligent beings will reduce the predators to protect their herds, their livings, and their lives. The closer to the community, the more "safe" it is -- never completely safe, just a lot safer than in the wilderlands. Some regions may also be designated as "hot spots", literally teeming with game and the carnososaurs who prey on them. This satisfies the general desire for suitably perilous encounters without overbalancing the entire world ecology. Such "hot spots" occur in nature, as do places of relative safety. And, continuing with this logic, some regions will be moderately perilous if one is not careful or else deliberately seeks out trouble. Such "players' choice" regions are the most ideal for normal hunts or cross-country journeying to another place where a real series of encounters is desired (say, a distant dungeon).

Dinosaurs, like most creatures, tend to become specialists at making their living in one way or another. Some hunt; others graze or browse. Some prefer shoreline habitats; others prefer forest or "grasslands" or swamps. Many species will be found in several habitats. In virtually all cases, the size, physical equipment, food preferences, etc., of a given dinosaur will all operate to limit its range to certain types of countryside.

The most obvious consideration is climate. Dinosaurs -- even hot-blooded ones, as some may well have been -- would prefer a warmer climate to a cooler one. This is particularly true of the large herbivores who need vast quantities of vegetation on a steady basis

to survive. Since the large carnosaurs need a lot of meat, they will stay where the large herbivores are. Since "winter" reduces the food supply (vegetation), large herbivores would never venture into cold climates, not would they survive there. Large carnosaurs would die of starvation, for they would obtain only small "tidbits" in cooler regions, hardly enough to replace the energy needed to catch the speedy and maneuverable smaller prey.

This is why we have separated a dinosaurian world from a mammalian world (which was historically "cooler" and even caught in an Ice Age), but we will suggest how to blend the two without causing serious problems. It is perhaps significant that the periods in which dinosaurs reached their greatest size and numbers were tropical/semi-tropical. Diebacks and evolutionary changes occurred in cool periods although other factors may have intervened, like massive geological upheavals bringing the rise of great mountain chains or the sudden draining of swamps.

The climate is clearly tropical, ranging from hot and dry to hot and rainy. The more humid things are, the lusher the vegetation and the more numerous the dinosaurs -- particularly the big ones. The smaller ones might be able to manage in cooler climates, but they would probably find competition with the mammals to be a losing proposition in the long run. The larger types would find even a mild winter too severe, not only temperature-wise but also in terms of lack of food at a time when even more food is required to maintain body heat. The foregoing assumes "warm-blooded" dinosaurs; if the species is "cold-blooded", it has no hope at all in cold climates; winter will simply kill it.

A second consideration is the nature of the beast and its feeding habits as applied to adaptation to a particular terrain. A giant Brachiosaurus would not be encountered in a highland of any degree of ruggedness. Imagine moving 50 to 60 tons of mass up and down steep hillsides, probably covered with sufficient underbrush if not actual trees to make going impossibly energy-consuming, not to mention providing an ever-present peril of tripping up the brutes at most inopportune moments. Similarly, a Brachiosaur would not venture into arid plains or deserts. The prairies are not for him; his habitat is lush ferns, swamp and light woodland. There he can find adequate vegetation to feed his vast bulk and water to drink or to hide in to escape his carnosaur enemies.

The Gorgosaurus, Allosaurus, or Tyrannosaurus would not venture into the territory which Brachiosaurians would avoid, and for much the same reasons. Their size makes going difficult in hill country. Their level of activity would require supplies of drinking water on a regular basis, impossible in the prairies and certainly unthinkable in desert wasteland. They would avoid dense woodland or jungle because their very bulk acts against them, unlike in more open regions. Above all, the large herbivorous dinosaurs won't be found in such regions, and the carnivores always go where the food hangs out.

And so it goes through every species included in these rules.

What is therefore important is to make interesting adventuring possible. The dinosaurs have all been rated for their habitat (see the Dinosaur Characteristics Charts), so what in fact remains is designing the tropical world of the dinosaurs out so that regions are fairly easily accessible.

This task is very easy, once one understands the unique nature of primeval landforms.

First, most of the land is low-lying. This means that such things as swamps and shallow lakes can be formed quite easily because drainage is much poorer than in a world like our own. And these can be immediately adjacent to wooded regions of various densities.

Second, there are few significant highlands. Hills tend to be rolling. One can make provision for craggy hills, escarpments and very occasional mountain ranges -- although solitary cinder-cone volcanoes are more likely and more "useful" from the gaming point of view rather than mountain chains.

Third, and most important of all, the seas themselves were shallow and most extensive, with long arms of the sea extending far inland. No land mass is continent-sized in the way they are today. The sea cuts the continents into low-lying islands and archipelagoes. Some of the "islands" can be tens of thousands of square miles/kilometers in area, but all will be cut by bays and gulfs stretching far inland. This permits one to easily "isolate" special regions. A "nation" of Hss'Taathi, for instance, could actually clear an island of many thousands of square miles/kilometers of all seriously hostile life forms -- providing a fairly "settled" environment. Meanwhile, a mere three hours sail across the strait is a totally untamed, primeval wilderness where one can experience the sheer horror of a continuous dungeon crawl day after day, week after week, depending upon just how serious one's mission is or how masochistic the player is. Further, a "naval" dimension permits adventurers to travel far and wide with relative speed, and with ease of accessibility to most regions because few are far removed from the sea.

#### THE GRASSLANDS

"Grasslands" did not exist as such because grasses did not exist; however, there were analogous areas where the ground was covered by hardy ferns, vines and/or small shrubs. There would be occasional stands of trees (though no flowers) and all would be relatively well-watered through-out most if not all of the year. Indeed, such regions may be adjacent to deep arms of the sea, swamps, woodlands, etc., as desired. They can also be quite extensive or limited in area.

#### THE WOODLANDS

The primeval woods vary from light to dense forest and even thick jungle. Truly large creatures -- especially bipeds -- will find dense forestation a major obstacle to movement. They could bash

their way through the trees and underbrush with some effort, but at the ex-pense of considerable speed and energy. Carnivores and herbivores would choose to go around or else hang about the edges of real woods rather than bulldozing their way deep inside. They could do it, but they probably won't. Too hard! In this respect, dinosaurs are little more stupid than people; they know better than to go out of their way making work for themselves.

LIGHT WOODS are typified by the "parkland" regions of North America. The trees and other vegetation are somewhat different, but of about the same size and density.

DENSE WOODS are marked by the presence of large trees. They are well-established and deep, with extensive undergrowth that will slow or even stop large creatures while permitting smaller ones relatively easy passage.

VERY DENSE WOODS are, in fact, quite "open" in that the now giant trees of the rainforest have grown so large that they have "starved out" weaker competitors and have established a zone around their bases which leads to a fair separation between the large trees. Under-growth may be light or dense, depending on the amount of light coming through the leafy topcover and upon the characteristics of the ground-level plants. Ferns, etc., grow quite profusely in relatively shaded areas; other types do not. Thus, "open" or "dense" woods are possible in the rainforests. The option is left to the GM to decide in a given case.

JUNGLE is usually encountered on well-watered slopes and along rivers, lakes or swamps. The vegetation is not especially tall but is very thick. Thus, it can be a haven for smaller creatures (and people) seeking refuge from the large carnosaurs. Here only the "small" carnosaurs need be feared. (Some consolation!)

#### THE PRAIRIES AND DESERTS

The primeval prairies are dry "grasslands" much like the prairies of the North-American Midwest. These are not particularly scanty in vegetation, but water is scarce outside of the rivers/streams/lakes/sloughs. In short, small dinosaurs can survive and thrive here. Large herbivores may find the going difficult, foodwise; while large carnosaurs will find water to replenish that lost by their exertions at hunting impossible to replace unless they follow water sources like rivers and streams, or make their base of operations a lake or slough. Even this last situation is unsatisfactory because grazing animals roam about, and a carnivore must follow them -- even away from water -- if it wants to eat. This ecologically explains the relative absence of large dinosaurs on the plains.

The desert environment is even more severe, and only the smaller-sized dinosaurs, virtual "lizards" in their habits and physical capacities, will thrive here.

#### THE SWAMPS

A good portion of a primordial world will be swampy, for the land is very flat and often close to sea level. The resulting poor drainage makes any place which is a depression or which is at the same level as the water table into a swamp. Swamps should be regarded as fairly similar to today's swamps, with areas of shallow and somewhat deeper water, mounds of dry land at regular intervals on which trees, etc., take root, and extensive vegetation in the shallows and on the shores. One can design in mudflats, quicksand, etc., as required.

#### THE SHORELINE

The shoreline of lakes, swamps and oceans is itself a sub-environment with features all its own. Many succulent plants grow in the shallows and near the beaches (or on them), attracting life forms which have specialized in such habitats or on the creatures who feed on the plants growing there. Often the water is used by herbivores as a means of escaping predators.

The shoreline is literally the place where life from the land and the sea meet, a sort of common no-man's land. Thus amphibians will be found here as well as land-dwelling creatures. In the primeval past, the division between land-dwellers and amphibians was far less clear, and many dinosaurs spent their time in the water as well as on land. Amphibians (such as the ancestors of the modern alligator and crocodile) similarly spend time on the beach between forays for food.

#### THE HIGHLANDS

There are few true mountain ranges in a primeval world of dinosaurs. There will be hills, sometimes quite craggy, and there will be cinder-cone volcanoes of various sizes, but regular mountain ranges are rare. If mountains are placed in a tropical dinosaur region, remember that the temperatures drop with altitude and conditions will not favour most dinosaurs by the time 4000' or so is reached (1200 m) because night--time temperatures are too low, vegetation differs considerably from normal diet, and well-watered regions (especially swamps) are rarer.

Hill country could be forested or relatively bare, depending on the rainfall. Solitary vol-canoes could reach 2000' - 10,000' (650 m - 3000 m) and the slopes could be barren to densely forested, depending on the conditions. Lifeforms inhabiting such regions would be appropriate to the vegetation, etc.

#### THE DESERTS

Desert country ranges from dry prairies (like the North-American Midwest and the Canadian Prairies) to outright desert. Dinosaurs in such regions would tend to be of the small variety, living in much the same way as the lizards of today.

#### THE WATERS

The large lakes and the oceans are teeming with life. We have

included only a few significant species, but, as noted above, one may populate them with a variety of fish and crustaceans because such life forms have not significantly changed over the last 100 million years.

The seas are very important to a primordial campaign. The primeval seas were shallow, with long bays and gulfs stretching far inland, dividing the low land masses into islands and subcontinents, with all marked by numerous peninsulas and such like. This permits a Game Designer to easily "isolate" a region for special treatment. It also introduces the need for

some form of maritime transportation: it makes no sense to march hundreds of miles/kilometers when a one or two days' sea voyage would get one to his destination, saving both time and exposure to grievous perils along the way.

## The Big Ice



World of more recent prehistoric times would resemble ours with regard to climate and vegetation. The animal life is different, but its behavior would correspond to known species today. Similarly, the terrain types would be very similar to today's prairies, swamps, forests, jungles, hill country and mountains. Thus, all one has to do is reproduce the current setting.

An Ice Age simply pushes the climates southwards (or northwards if we are in the southern hemisphere). Truly tropical regions are restricted to a small belt at the equator or on islands in the sea. The ice fields are glaciers, often several thousand feet thick, which overlie all the land except for mountain tops; there the temperatures and conditions are polar all year around and few creatures range there because there is no food for the herbivores (and thus few game animals for the carnivores). Beyond the Great Ice is tundra land and boreal (northern) forest, with appropriate wildlife. And beyond that are the plains and forests similar to southern Canada, the northern U.S., and northern Europe. The tropics resemble the climate and vegetation of southern Europe of the U.S. today. A small "jungle" belt could exist in the equatorial regions. Hot and cold deserts would, of course, exist in regions of low rainfall.

In such a world, a few of the smaller dinosaurs could survive in the tropical regions, but the dominant life would be mammalian. Many of the considerations concerning encounters, "monster" behavior, etc., mentioned for a dinosaurian world would be equally applicable for a world of the Big Ice.

This kind of world is ideal for establishing the "Ancient Civilizations" so beloved of fantasy fiction -- Hyborea, Mu, Atlantis, Melniboné, etc. The environment encourages a large number truly formidable natural creatures as well as making possible the introduction of many FRP monsters (who would be viable life forms in such an environment).

## Combining Saurian and Ice Age Worlds



rovided one does some preplanning and designs a world which isolates different environments from one another, it is possible to have the best of all worlds without destroying play balance, ecological balance, or one's belief that the situation could occur.

First, postulate a fantasy planet somewhat larger than Earth, with a slightly lower density so that the gravity remains about the same. This gives the space for a variety of climatic types to co-exist on the same planet.

The oceans and seas are the main isolating factor, barring animal migrations into regions which would provide the Game Master and Players with ecological fallacies to contend with. In short, however fantastic a particular environment is, it would be fitted into the total picture without having to revise one's view of the "natural" scheme of things in general. Usually, the closer the background elements of an FRP world correspond to the world we know, the easier it is for players and Game Masters alike to concentrate on the fantasy elements of the game and to assume that everything else functions in a "normal" predictable manner as it does on this Earth of ours today. Incidentally, the more a Game Master attempts to play God the Creator and modifies the basic Laws of the Universe, instead of creatively using the ones we've got, the more arbitrary his FRP world becomes. In extreme cases, even he can't really make sense of it or consistently present the world so that things that happened earlier in the campaign happen in the same way later on. It's more than enough for players and Game Masters to keep track of the fantasy elements without complicating matters. Besides, characters live in their world all their lives, and if the Game Master refuses to accept some basic principles of reality as governing his world, he unfairly penalizes characters who would know how their world works. Unless he wishes to detail in full the alterations he has made to reality, a Game Master should restrict the "mysteries" to magick and hitherto unencountered monsters and intelligent races.

The isolating ocean permits islands and continents to take on the appropriate character. For instance, a continent around the equator of our mythical world could possess the requisite conditions for dinosaurian life to thrive. Farther north, islands and continents resembling our present conditions could exist, and still farther north would be the lands of the Great Ice. Only intelligent races with naval capability could travel by ship from place to place, the characters sampling a variety of adventures as desired.

At the same time, the oceans are open to the "monsters" of the sea, and the sea monsters of legend can, in fact, be presented in the form of marine dinosaurs, mosasaurs, etc., to harry ships and gobble up careless crewmen -- in true fantasy tradition. The best of all worlds, with each in its place.

An alternative is the "Dimensional Gate" concept which we use in our own C&S campaigns. Readers will learn later of the Cosmic catastrophe (a Supernova) which warped and fractured the very fabric of space and time to bring alternate worlds into contact at certain "Gateways" or nexi, permitting creatures of one world to cross into another. We postulated three worlds in con-tact; an Earthlike world, a Dinosaurian world and an Ice Age world. We even postulated the translation of large regions in several instances, the literal transplanting of sections of an Earthworld to the Dinosaurian alternate world, and vice versa. It just so happened that the transfer occurred in the northern hemisphere, where there is an Ice Age environment now in the Land of the Lords, while a tropical environment (which cooled) was translated to Earthworld, necessitating migrations by dinosaurs to the warmer south. In time, the "Gates" vanished the time-space continuum healing itself, except for a few scattered here and there -- objects of search by adventurers. More of this will be shown later as an example of a "cover story" to justify the fantastic elements of the campaign and put them into a logical light.

Forget the Deus ex Machina. Just imagine the possibilities. Everywhere one could want to go, either by putting everything in isolated environments on one planet (precedents have been set by the "Lost World" stories of Burroughs, Doyle, etc.) or by providing interdimensional "Gates" or journeys to the "center of the earth", etc., all there for the asking.

Imagine the expressions on the faces of a band of our Vikings, translated into the Land of the Lords, when the stars suddenly changed in the heavens, and some days later on their southward voyage, they made landfall on a likely looking tropical island for food and water -- only to be chased back to the ship by a rampaging Gorgosaurus! That one was told in the mead halls with much feeling, believe us!

We now turn to the life-forms of these two alternate worlds, providing a new intelligent species and a new "dimension" in FRP.

## The Dragonlords

It was long, long ago, during the First Age of the world before the Great Ice, that the fierce Dragonlords of Hss'Taath appeared. Indeed, until only recently, the Kindred Races referred to the dinosaurian Hss'Taathi as the Ssmaradgae (singular: Ssmaragdus), a name derived from the Old Teuton "Smaragd" or "emerald", apparently first applied to the saurians when the earliest reports of the race were received from frantic mineworkers at the Kaarloch emerald mines. It was actually believed by many that these strange and terrible creatures had somehow risen from the very essence of the emeralds in the mine.

The Kaarloch mines were closed, the entrances caved in to prevent the escape of the saurian horror into the surrounding countryside. However, tales of the "Dragons in the Earth" were told and retold for a generation, the story eventually becoming more legend than history. Then other reports began to reach the civilized lands of the Ancient Kingdoms, reports of entire clans and nations of strange reptilians who kept veritable herds of "Dragons" as food animals and mounts. At first, the travellers who told such stories were counted as liars and fools, amid much laughter. The laughter ceased, however, when the borderlands of Valdusar, the easternmost of the Ancient Kingdoms, began to suffer the ravages of attack by terrible "Dragons" which descended on men, herds and flocks with a ferocity that could not be described.

What happened after that is unclear and can be reconstructed only in part from the pitifully few fragments of the ancient manuscripts which survived the fiery collapse of the nations of the First Age and the time of the Great Ice which followed. Indeed, it was only through the discoveries of our incomparable resident Sage, Anachronus Archimage, that we now possess even a glimmering of the truth. For seven years the worthy Sage sought out the fragmentary remnants of the history of the First Age, travelling to many lands, pondering the most ancient of scrolls, and listening to the old legends of the First Age as remembered by the eldest of the Elvish Kindred. Finally, it was clear to him that he would have to venture to the dread Dragon Isles in the midst of the Boiling, Sea, for it was there that the last of the Dragonlords were believed to dwell.

For three years nothing was heard of the worthy Sage. Even his family and closest friends gave up all hope and believed him lost or worse, whereupon he returned with several awesome companions, mighty saurians that walked on two legs like men -- the legendary Dragonlords who had long ago overthrown the mightiest of the Ancient Kingdoms! In his now famous treatise, Commentary on the Hss'Taathi Dragonlords, Anachronus writes of his arrival in the Dragon Isles:

No sooner had our ship anchored in the bay but we were attacked by a great sea monster with a Zong, sinuous neck on which was a head so terrible that men could not Zook upon it without knowing soul-searing terror. The monster stood so high above the ship that it easily plucked the scurrying crewmen from the deck with its terrible jaws, one after another, swallowing each in a single bite and returning for the next. Our spears and arrows did not seem to do it any harm until one brave archer loosed his shaft into its eye, whereupon the creature went mad with pain, reared out of the churning waters of the bay, and crushed the ship into splintered wreckage with its ponderous bulk....

Of the escape of the Sage and a few crewmen and their perilous adventures ashore, little need be said here, for the tale of their travails is now sung amongst the nations. Finally, the search came to an end:

*It was after thirty and seven days of continuous, terror and the loss of nine-teen of the twenty-two survivors to the maniacal attacks of the many and various Dragons that infested the isle that we came upon a party of the Dragon-lords. That they were not mere beasts was clear to us, for they bore weapons of metal and wore cloth about their loins and armour of leather or heavy metal scales, and one rode upon an awesome mount, a four-footed Dragon clad in armour of metal plates and scales like that of its rider. We halted, as did they, a hundred paces separating us. Then one darted forward as if to attack us. Bort, the second mate, brought up his crossbow to shoot but I prevented him and stepped forward. The saurian checked its charge a pace from me and hissed. Clearly, this was speech but I could not respond in kind; where-upon the creature attempted to strike me with its clawed hand. Reflexively, I blocked the blow with my wizard's staff and reposted, giving the beast a mighty blow under its chin which instantly felled it, to the surprise of all who witnessed it. The other saurians started forward, clearly angered, but the one on the ground hissed and snarled at them, and they halted again. Then he whom I had felled rolled to his belly and made motions up and down like that of a knight in practice to push himself up from the earth in full armour. The thing was familiar, and I remembered the bobbing motion of lizards who confront each other and hiss and threaten to establish supremacy. It was as if a light dawned in my mind, and I cast down my staff to assume a similar position, only I did not push up and down but remained parallel to the ground, my arms fully extended. In an instant, all was well, for the saurians approached with friendly demeanor, and the one I had felled got to his feet and gripped my shoulders firmly but gently, raising me up also....*

(Dragonlords, BK IV, 429-450)

Thus it was that Anachronus met The Challenge of the Hch'ait Lord Tss'ess'kai and won the admiration and approval of his mighty Hold. The survivors were taken to a place of safety and the Ssk'al'stah (or "Voice") Ssk'Taa'saal, the saurian whom he had felled, undertook to teach him the exceedingly difficult tongue of the Hss'Taathi:

*For three long months I laboured mightily to master the sibilant tongue of the Dragonlords, no mean feat as any student of language will know; for the mouths of men are unsuited to the hissing speech of the Hss'Taathi. But I persisted and eventually attained a passing degree of fluency with the language....*

(Dragonlords, BK V, 43-46)

Of course, the sheer Mastery with which Anachronus came to speak the Hss'Taathi tongue is known to all students of languages, and his Grammar of the Hss'Taathian Speech and Writings is an indispensable textbook to any translator or herald seeking to learn the Saurian Tongues. Further months passed, during which Anachronus listened to the remembered history of the race and eventually journeyed to their great shrine in the smoking crater of the high volcano that stands in the center of the largest of the isles.

*There I was accorded the great honour of being allowed to examine the brittle, yellowed fragments of scrolls so ancient that, I was told, they had been written before the time of the Great Ice, when the Dragon lords had stood in domination of much of the world. And with my ability to read these venerable parchments came a realization that chilled the marrow of my bones. All the legends had been wrong. The Hss'Taathi had not issued forth from emeralds, as superstitious miners and thoughtless men believed. Nor did they come from the Eastern Wastes or the steaming jungles of Arathorn. And those who claimed that the Ssmaragdae had passed from daemonic climes to this world were revealed in their ignorance. No, I, Anachronus, have read the writings. In their own words, they came from "a land of swamps and warm seas and primaeval forests of fens and ancient trees, rich in Sss'Haasst (Dragons), the Hch'ait'Ssk'al'sss'kaa or Land of the Lord Ssk'al." No this was not in our earth, but another place, a land populated by many and various Dragons not of our world.*

(Dragonlords, BK VIII, 586-598)

Thus, it was that all of the clues came together for the Sage. In the days before the Great Ice, according to the ancient historian Tihel of Valakor, a star "shone forth with such a great light that even the full moon was dimmed beside it and the hearts of men were filled with a mighty dread." Soon after that time the "Dragons" of Kaarloch were encountered, and much later the "Dragons" came from the Eastern Wastes to terrorize and pillage Valdusar. And of the Fall of the Ancient Kingdoms much was learned. In the ancient Hss'Taathi fragments the worthy scholar found a particularly cryptic passage:

*We Lords of the Ch'aitkhe T'sss'tah entered into the land, and all was strange and unlike any other land in the Realm of Ssk'al. There we met Softskins who knew not the Challenge and stood before Us in open defiance, slaying Our Ssk'al'stah against aZZ custom and usage of Noble Races. These We slew for their impiety; and We found them weak while We were strong in the service of Ssk'al. Yet their Hold-mates were also defiant and would not accept the Submission and came against Us with the wrath of the Hch'ait'kaasst (perhaps the name of a terrible Dragon?) in bZoodrage, their numbers beyond Our counting. So it was that the Ch'aitkhe T'sss'tah bade the Hssaikh'ai to draw back The Host and We returned to the forestlands and found the Way of Ssk'al and came back again into our own land. The Softskins pursued at a distance, fearing Our might, and they would not approach Us too closely. Thus the Way of Ssk'al We found through the aid of the Khaariikha and the Egg, but the Softskins could not find the Path and so could not come into the Land of the Lords. And We summoned our Hold-Friends and told Them of the impiety of the Softskins and their hatred of the Egg, and We*

*returned with a great Host to destroy the vile servants of the Challenger who had so wronged Beloved Ssk and Her Egg. We overthrew the Warhost of the Softskins and put the collar on them and made them Khuihh. And the Hssaikh'ai became Ch'aitkhe (overlords) in Their Own Right, and even the common warriors became Sst'taist't (Lords) with Their Own Holds, for the lands were wide and the Softskin Khuihh many, and few Ch'Haasst were in the land to ravage the herds and slay the Faithful. Thus We ruled the lands even to those across the seas....*

(Third Hss'Taathian Fragment)

Anachronus notes that it is only in the Third Fragment that there is clear mention of a "Way" or "Path" from the Land of the Lords to this world. Indeed, the scholar has postulated that there was some form of "gate" between the two worlds, somehow linked with vast and unknown forces unleashed by the brilliant star mentioned by Tihel. In any event, the Ancient Kingdoms were cast down and most of Mankind was enslaved, with a few freemen fleeing to the woods and the mountains held as final strongholds by the hard-pressed Elves and Dwarves against the saurian Dragonlords. For more than ten centuries the Dragonlords ruled in the earth, digging their great Holds beneath cities and in rocky hills beneath towers and citadels, governing the lands of men with an iron fist. And the terrible saurians came into the land as well, even those the Dragonlords themselves feared and hated.

Then it passed that a terrible fear overtook the Dragonlords, and the Hss'Taathi began to withdraw to the world from whence they had come. In the Ninth Fragment, Anachronus found the answer to this hitherto mystery:

*This was not the Egg of Ssk'al! Lamentation and dread filled the hearts of the Servants of Ssk'al, and We made ready to return to the Egg We had so evilly deserted. Fear was in our hearts, for We had abandoned Ssk'al to the malice of Challenger. Such an Evil is not to be borne. Ssk! Have mercy upon Us, for We did not know. We have failed in Our Faith. Vaa'Nal'Sssst, turn Your wrathful face from Us, Old Watcher, for We are but Egglings ignorant of the Great Truths. Ssk'al, accept Our service again! We grovel before You. We abase Ourselves and crawl upon the earth before You. Mourn, O People of the Holds, for We have turned aside from the Guardianship in Our greed and Our foolishness....*

Even as the Hss'Taathi began their great retreat to their own world, the free men and their allies amongst the Kindred Races rose up against the Dragonlords. Lead by Arik the Strong, the Elf Lords Baran and Ethionel, and Thorin Bloodaxe of the Dwarves, the Kindred Races stormed the Hss'Taathian stronghold of Vendykaar, beginning the High Crusade to rid all the earth of the Dragonlords. In his great History of the Four Races, the thirty-seven volume definitive study of the history of Archaeron, Anachronus wrote:

*The destruction of Ssmaragdae power lay not so much in the strength of the rebels, but seemingly in the very structure of Dragonlord society. No Over-lord would recognize the authority or precedence of any other, and thus the Ssmaragdae were fatally divided amongst themselves by petty jealousies and the desire for personal power. Only too late did the Ssmaragdae realize their doom was upon them. They fled from their Holds and disappeared into the wilderlands, never to be seen again. Others, cut off from retreat, fought with desperate courage against the now overwhelming numbers of the wrathful Kindred Races, but holding after holding fell before the onslaught. The survivors now turned to evil magicks and bred and cross-bred the hitherto limited numbers of monstrous races and creatures -- Goblins and Trolls and Giants -- and other nameless horrors that should not be named to augment their dwindling ranks and swell their armies. In this evil they were aided -- to the shame of all Mankind -- by traitorous mages and foul men who had turned on their own people to serve and prosper in the service of the Enemy. All was to no avail. Outraged beyond endurance, the Kindred Races broke the power of the Ssmaragdae and avenged their thousand-year bondage in the blood of the Dragon-Lords and their foul servants; and not their fierce warriors and their legions of monsters, not even their terrible War Dragons and Firedrakes could save them.*

(History, vol. I, BK. III, Chap. xxiv)

For all his youthful wisdom, Anachronus had not been in possession of all the facts when he wrote the History, and now he wishes to correct his errors. The Hss'Taathi were not, he now asserts, responsible for the monsters that still plague the earth. It appears that the Hss'Taathi had merely captured men and women and made them slaves when they first came into the earth. Naturally, these slaves had offspring. It is an inviolable custom for all Hss'Taathi eggs to be "ooscooped" (see below). The Softskins were Khuihh Slaves, possessed of a definite caste in Hss'Taathian society, and thus their offspring had to be scoped like all members of the society. This was a process which taxed the skill and ingenuity of the Khaariika Oomancers to the limit, for the Softskins did not lay eggs. Yet the thing was done, and the human children were divided as to caste. Indeed, some rose to very high rank amongst the Hss'Taathi.

The trouble appears to have begun in the Hold of Aah'sss'kaa, which now lies beneath the Western Sea. Apparently, some of the children of the Softskin Khuihh were kept in the Chamber of the Glowing Rocks, and over the generations they changed. After a time, some of these off-spring became so altered that they could no longer interbreed with ordinary men and women. These changlings evolved in the centuries into the Trolls and Goblins and Ores and Hobgoblins now feared in the earth. Other creatures changed as well, and these, too, were somehow also exposed to the mysterious green light of the Glowing Rocks, producing many of the monsters that now haunt the wilderlands and the subterranean caverns and ancient holds of the long vanished Hss'Taathi. Since these all served the ancient Dragonlords at one time or another, the Dragonlords were blamed for their creation. The Firedrakes, for example, appear to be a terrible mutation of some saurian carnivore that passed through the

Gates between the two worlds which once were found in diverse places throughout the earth. The same is true of Wyverns and the Great Serpents that dwell in the sea.

When the Dragonlords were overthrown, the Kindred Races began the task of hunting these monsters down, a task which is still pursued today by intrepid bands of adventurers who venture into the wildernesses and the places of mystery beneath the earth. However, soon after all the Dragonlords had left the earth or else were slain, save for the remnants dwelling in the Dragon Isles, the Time of the Great Ice befell the world. Thus passed the First Age beneath the eternal snows and the great glaciers that covered the glory of the ancient cities and palaces and reduced men to barbarism. The great dinosaurs (Dragons, to the natives of Archaeron) passed away in the savage cold and ice, but some of the monsters survived to plague later generations.

Only the Hold of T'sss'tahke, now ruled by Lord Tss'ess'kai, remained unassailable in the tropical clime of the Dragon Isles by virtue of its location in the Boiling Sea and the terrible might of the dinosaurs and the few remaining Firebrakes which guard the Isles. It appears that the "Gates Between Worlds" have largely disappeared, but travellers still bring rumors of terrible "dragons" encountered in distant lands and regions of almost tropical climate in places where the lands round about were barren and cold. These rumors Anachronus suggests are definite clues that some "Gates" still exist whereby brave adventurers could cross into the Saurian World; and he urges that men seek out such places in the interests of expanding our knowledge.

Now that the worst of the Kindred Races' fears of the Dragonlords have been soothed by the discoveries of Anachronus, from time to time a party of Hss'Taathi leaves the Dragon Isles in search of the Way in response to rumors that reach their ears, hoping to find a "Gateway" back to their kindred and their native world. Fortunately for all, the intervening ages between their domination of the earth have dimmed the memories and the bitterness of those dark times for Men and Hss'Taathi alike; and meetings between the races are not so bloody as they were in the past. Indeed, not a few friendships have sprung up between saurian and human as tolerant and understanding men have discovered the high nobility of the Hss'Taathi. And thus it is that members of the Kindred Races have sometimes joined brave Hss'Taathi in their quest, seeking a Gate to a new and terrible yet fascinating world out of their sheer love of adventure.

As for the Hss'Taathi who remain on the other side of the Gates in the world of Dinosaurs, the memory of the Softskins has long faded to mysterious legends and a painful guilt, deeply buried of a duty once failed. Those of the Softskins who accompanied them to their world were unable to adjust and died out. Thus the Hss'Taathi came to forget all knowledge of the Softskin Humans.

## The Hss'Taathian Religion

The Hss'Taathi are oviparous creatures, and thus their religion has many references to eggs and to hatching.

The I'Liss'Ssk'al ("Faith") holds that the Earth is the Egg in which Ssk'al, child of Ssk the Sun, is slowly maturing. Ssk'al's mother, Ssk, created the World-Egg during the time of the Great Challenge, when the Others attempted to seize her Hold. For a time it appeared that they might succeed, but they were defeated and their stature was reduced so much that today the Others are only points of light wandering through the night sky, trying to find someone from Ssk's Hold who is willing to desert. Occasionally a deserter will be seen streaking through the night sky, either towards or away from one of the Wanderers, but Ssk's Hold is so numerous that their numbers never seem to dwindle.

There are still occasional newcomers who come blustering up to Ssk in Challenge, flaring brightly in the heavens for a time, their tails illuminating the night sky as they charge toward the Hold of Ssk. But always they are unable to gather enough strength through deserts and end up fleeing back into the cold darkness from whence they came, eventually becoming lost in the horde besieging the mighty Hold of Ssk. Likewise the Wanderers meet occasionally and plot their next Challenge, but always they part without resolving anything.

Thus it is that Ssk's power is uncontested, and all appears calm in her Holding.

But it is not so with the World-Egg. Ssk's Egg was not hatched in its time, due to an evil spell cast on it by one of the Challengers (whose identity is unknown; for if it were, Ssk would surely slay him and all in his Holding). Yet the Egg still lives. So Ssk set her Ssk'al'stah, the Old Watcher, in the sky near her Egg to tend and protect it in the night's darkness and to report to her periodically. The Old Watcher, Vaa'Nal'Ssst, no mean mage himself, created the Hss'Taathi to serve Ssk'al even as the Old Watcher stood guard above. Even now he tirelessly turns his shining face around and around the heavens, so that he looks at every corner of the sky once a month. Occasionally, he reports to Ssk. At such times he interposes himself between her and her Egg, that she will not in her rage and her frustration break it. Ssk always calms, though, and the Old Watcher removes himself and returns to his great charge.

Sometimes the Old Watcher, staid though he is, becomes suffused with anger as he contemplates the Egg and the evil done to it. At such times, his face is a dull red, his anger terrible to behold. Fortunately, this too passes.

It is the Hss'Taathi's duty to know Ssk'al so that he might be aided whenever the enchantment is ended and he emerges from his Egg. Thus the surface of his Shell is mapped with all possible care and as extensively as possible, though the "Voice" of Ssk'al (who

do most of the charting) have successfully mapped only a small portion.

Those who are devout in their service of Ssk'al will become numbered in Ssk'al's Holding after their death. But they will have to wait "in-the-Egg" until Ssk'al hatches.

Ssk'al wants only the best in his Holding. Thus only the Hss'Taathi who excel in their station can hope to be welcomed by Ssk'al. Ssk'al will want no traitors, no caste-junOers, oath-breakers, apostates, or cowards in his Warhost when he greets his mother Ssk. He will want Hss'Taathi who never deserted Hold except during a Challenge, who always fought bravely, who showed proper deference and loyalty to their Hch'Ait Lords-in-Holding, who had large and powerful Holds, who always cared properly for their eggings, who were just and honest in dealing with their subordinates and inferiors. Ssk'al will want Hss'Taathi who died in battle fighting for a just Hch'Ait Lord-in-Holding, who were as brave in battle as those in a Lord's Challenge, who did not desert a Lord without good reason, and never simply for money. He will want those who have earned the respect of his equals and the eye of his betters. He will want Hss'Taathi who served the cause of knowledge and applied their knowledge wisely and only to advance the cause of their Lord and all Hss'Taathi, and never for crass material gain. He will want only those who did not use the powers he gave them foolishly or against one who was a good and loyal vassal and servant of Ssk'al and those whom he placed in Authority in the land.

Those who Ssk'al does not accept into his Holding will be doomed forevermore to find whatever menial positions they can amongst the minor lights, and they will hold puny, poverty-stricken Holds until the Last Days.

Of the Hss'Taathi religion, Anachronus the Sage has written:

*There is little wonder that the Kindred Races came into sudden and bloody conflict with the Hss'Taathi. When Prince Maraeth marched forth with his army to defend his realm against the saurians who had suddenly appeared in its midst, he did not understand the meaning of the "Challenge" issued to him by the Ssk'al'stah and had the "Voice of Ssk'al", a Priest acting as a Herald, sacrosanct and beyond injury in Hss'Taathi society, and he slew the Voice. In so doing, he committed a dispicable and cowardly deed that inflamed the wrath of the saurians beyond controlling. But how could the Prince have known that the slaying of the Ssk'al'stah of the Ch'aitkhe T'sss'tah would start a war that would all but destroy Mankind and Civilization?*

*Thus I argue that it is always better to know your enemies well. The Ssk'al'stah :d not "charge" toward the standard of the Prince to slay him, merely to give a ritual "Challenge" to do battle in much the same fashion as will a human herald. To interpret the ritual as a deadly attack was natural because the customs of Men and Hss'Taathi differ greatly. If such a thing had been done to a human herald, all know the blood that would flow as his comrades avenge the deed. As it is with us, so it is with the Hss'Taathi. To see their revered Priest butchered so murderously before their eyes touched off a conflagration that engulfed our world. But worse, it became a Crusade, with both sides warring for beliefs they thought were just.*

*(Commentaries, BK X, 895-910)*

After destroying the "Softskin" army of Prince Maraeth, the Hss'Taathi questioned some of the survivors who had come into their power. It was a slow process, for communication was very difficult. But the facts finally emerged. Anachronus quotes from the Fourth Fragment:

*The Soft Ones (Anachronus notes: Hss'Taathi are exceedingly hard pressed to tell the difference between members of any of the Kindred Races and refer to all as Softskins or Soft Ones!) said that they believed that their God lived in the sky like Ssk, but 'O the shocking and blasphemous admission escaped the lips of one who said that their God had exiled his Worst Enemy into a prison deep within the World Egg! Then We knew that the Soft Ones were not creatures of Ssk at all. These spawn of much and slime were the loyal vassals of the Nameless One, the Challenger who had falsely and basely imprisoned Ssk'al in His Egg! These devils We slew, and the slaying was long and agonizing.*

*It is clear that the Hss'Taathi suffered a shock that rocked their religious beliefs to the foundations when they first met intelligent creatures not of the saurian race. There was pro-found doubt at first about the whole Hss'Taathi mission. Could it be true that Ssk and the Old Watcher distrusted the Hss'Taathi so much as to think that they needed the help of the pathetically weak Soft Ones to fulfill their mission of protecting Ssk'al? But the doubt vanished in an instant when they discovered that humans believed in a religion which appeared to serve a divinity in direct opposition to Ssk and Her Son, a pure accident born in the difference of two cosmic myths.*

*The Hss'Taathi eventually reached the conclusion that not all Soft Ones were evil, and that any who could be won over and convinced to "desert" to the Holds of those loyal to Ssk would be spared. But the others who continued to serve the Challenger would have to be slain out of hand. They declared their "Crusade" against the Challenger's Holds on the shell of the World Egg -- even as the Kindred Races declared a "Crusade" against the ravaging hordes who tortured priests and their flocks for their beliefs! Thus the Golden Age passed away in a sea of blood.*

The fact is that, so long as one is a "servant of Ssk", Hss'Taathi tolerance of religious differences is considerable. There is no belief in "original sin", no organized dogma or creed in which all must believe. The only "heresy" is denial of Ssk'al. Otherwise, when a new thought concerning the "religion" is voiced, it is either tolerated or someone takes umbrage and issues a "Challenge to Death". As for other religions, the Hss'Taathi immediately translate it into terms of his own beliefs, judges whether the new

religion is pro-Ssk'al or anti-Ssk'al, and acts accordingly.

The Hss'Taathi also regard asocial creatures with intelligence (like dragons, trolls, etc.) who live in groups no larger than a large family to be no threat, except insofar as they cause loss of life, property damage, or other injury to the Hold or its members. Such beings are held to be outside the duty of all social creatures (intelligent beings who live in true societies) to protect the Egg of Ssk'al. Thus such creature cannot be expected to aid or to effectively oppose the eventual birth of Ssk'al. Some of these creatures were mutated Soft Skins enlisted for the Crusade, but that was of little import. In the end, the choice of how to deal with the asocial creatures was a thing left for individual Hss'Taathi to decide. This tolerance (often reciprocated by the "monsters" with whom the Hss'Taathi were in contact) was sharply contrasted by the determination of the Kindred Races to destroy all nests of Evil wherever they could be found. Clearly, the experiences of the Kindred Races during the Domination left their scars many generations hence, after all knowledge of the time was lost.

It was long after they had won domination over an entire continent that the Hss'Taathi discovered their great error: this new land was not on the Egg of Ssk'al at all! The Soft Skins had not opposed Ssk'al. They had not aided the Challenger. Stunned by what they had learned, they began their withdrawal back to the Ss'ait'kaa or Land of the Lords, for they had been "led astray" and had deserted their duty to Ssk'al by leaving his Egg to go to another in which an Enemy of the Softskins had indeed been lawfully imprisoned by their Great Lord-Holder. Even as the retreat reached its height, the counter-attack of the Kindred Races began. The whole thing was a total "botch-up" from the point of view of everyone concerned, once the facts became known to all.


Thus it is that the few Hss'Taathi remaining trapped in the world by the cataclysm of the Great Ice and the disappearance of the last Known Gateways have entered into an uneasy truce with many of the Kindred Races. Theirs is the desperation of the "Lost" who long to return to their true home and their duty. As for the Kindred Races, there is a growing eagerness to see them on their way -- just in case...

As a final note on Hss'Taathi religion, the Priests or "Voices of Ssk'al" are the recognized authorities on religious matters; for they do speak directly to Ssk'al and repeat his words to other Hss'Taathi -- or so all believe. However, it is often said that Ssk'al "speaks with many Voices", and it is therefore uncertain as to what is Proper and what is not. It is the belief of the Hss'Taathi that all the "Voices" have a voice in proper activities, that differences will arise as a natural development. This when consensus is reached, all believe that it must be the Will of Ssk'al alone; it is held that the Hss'Taathi are, by their very nature, incapable of doing anything that would be contrary to the wishes of Ssk'al or the Old Watcher in their protection of Ssk'al and the World Egg. Once agreement is reached, then, any person or race going counter to that view runs grave risks. Now that these things are finally known, the Kindred Races studiously ignore religious discussions with the saurians.

## The Hss'Taathi



he Hss'Taathi are a saurian race, warm-blooded descendants of small hunting dinosaurs who somehow survived the general destruction of their kind. They are a highly intelligent and accomplished race, in many ways fully the equals of Mankind; and while they have a distinctly saurian cast to their features and over-all appearance, they are almost as far removed from the lower reptiles as we are.



## Physical Description



he appearance of the Hss'Taathi varies considerably from caste to caste and from tribe to tribe. However, all Hss'Taathi do have a coating of short, fine hair which is typically of a slate-grey or greenish-grey color; but both

hair and skin will vary dramatically in color from a distinctly greenish hue to green-grey, flesh-color with a tinge of yellow, yellow-brown, and red-brown. There is also the rare individual who is an albino (pure white) or a melanist (solid black). Pebbled skin is sufficiently tough to compare favorably to banded armour.

The Hss'Taathi are bipedal creatures who stand erect on two powerful legs and use their large tails for balancing. When a Hss'Taathi walks or runs, he appears to tilt forward, his tail held out almost horizontally behind the creature to balance him and to provide a sureness of foot quite unexpected by those unfamiliar with the race.

A common characteristic is the crest. Though the size of crests varies, all Hss'Taathi have at least some claim to one. The crest is formed of a chitinous material which grows from the skin, and they are often trimmed, polished, and painted to denote fine gradations in caste and rank. The crest begins on the crown of the head and extends the length of the spine, with individual triangular spikes the longest on the back of the neck. High-caste Hss'Taathi have access to secret methods of encouraging the growth of their crests, and they may reach as much as 8" in length as a result. Of course, Hss'Taathi clothing and armour are designed to accommodate the crest.

The eyes are especially distinctive, with the exposed eyeball being of a whitish-blue tint that becomes a vivid red when the creature is aroused. The pupils are yellow or orange and are shaped in the slit characteristic of all reptilians. Most disconcerting is the unblinking stare with which a Hss'Taathi may fix the object of his attention.

All Hss'Taathi have a characteristic throat pouch which is inflated (involuntarily) whenever the creature is extremely angry or frightened. When inflated, the individual hairs on the throat sac are separated to such an extent that the Hss'Taathi appears to have a bright red balloon on his throat with patterns of hair color. For special display, the throat sac is shaved, often dyed, and sometimes even tattooed. When deflated, the throat sac seems to be just so much loose skin beneath the Hss'Taathi's chin.

Clothing consists of at least a basic loincloth-like wrapping about the thighs, waist, or base of the tail. This can be complemented by wound leggings, tail-wrappings, and loose tunics.

The higher the caste, of course, the more refined and elaborate the clothing. High-caste Hss'Taathi often wear long flowing robes, usually split up the back to accommodate the tail. Footwear ranges from none at all (everyone goes barefoot in the summer) to wrappings or spiked sandals (to protect the foot from winter snows). In the usual sense of the word, shoes are unknown.

The Hss'Taathi love cosmetics and jewelry. Dye for the fur, paint or tattoos for exposed skin, enamel paints for the nails and crest -- the well-to-do Hss'Taathi is rather a peacock when at ease. Naturally, the lavishness of cosmetics will reflect the wealth and status of a Hss'Taathi. Further, the creatures will often wear a substantial portion of their wealth in the form of rings, arm bracelets, belts, pendants, necklaces, sashes, etc.

The most unusual feature of the Hss'Taathi as a race is the singular lack of distinction between the sexes except for the brief mating season. Physically, males and females are similar in size, general appearance and strength, with only subtle differences in crests, tattoos, and dye and paint patterns signalling the difference to the trained eye.

## Hss'Taathian Social Castes



he strata of Hss'Taathian society are clearly defined. There are essentially eight castes of saurians: the Hch'ait, Sslissi, Hssiakh and T'kah warrior castes; the Ss'issike hunting caste; the Htlaii and Htikkh priestly and mage castes; and the Khuihh servant/slave caste.

Characters are born into a given caste and with few exceptions, remain in that caste for their entire lives. Each caste has about the same number of males and females, with no distinction made between the sexes with regard to social roles.

### The Hch'ait Warlords

The Hch'ait are born warleaders and can be compared to human Chivalry when speaking of rank and military prowess. As soon as the Khaariikha casts the "Ooscope" of a hatchling's eggshards and discovers it to be a born Hch'ait, the male/female hatchling is carefully isolated from the others and is raised to assume the responsibilities and rigors of military leadership. Every aspect of Hch'ait upbringing aims at producing the skilled warleader, and in both tactics and personal feats of arms the typical Hch'ait outclasses all but an exceptional few in the lower castes.

Like the feudal knight, only Hch'ait are permitted to wear Hch'aissst (Noble Armour) or to bear Hch'Kaasst (Lordly Weapons). None save the Hch'ait may ride the dreaded K'Haasst or War Lizard into battle.

Not all Hch'ait become Lords of Holdings, and many remain "vassals" or lesser nobles in the warhost for their entire lives, functioning as an officer corps for the ruling Hch'ait Lord. To attain overlordship, a Hch'ait must issue a "Challenge" and acquire a following. (See "The First Hold.")

### The Sslissi Heroes

The Sslissi are born warriors, and only those born into the caste may call themselves "The Companions of Glory". Sslissi are superior specimens of Hss'Taathi warriorhood, invariably of tall and

imposing stature, with massive musculature and great strength. Their ferocity in battle is legendary and compares most favorably with the bloodlust of the Nordic beserk.

Sslissi are permitted to wear the Hch'aissst (Noble Armour) and may bear Hch'Kaasst (Lordly Weapons), clear marks of their high status in Hss'Taathi military society. The designated Ssliss'Hch'ait or "Companions of the Lordly One" -- a rank approximating "Champion" -- are permitted to ride the K'Haasst or War Lizard. Other Sslissi may ride the Tss'Haasst or Hunting Lizards.

#### **The Hssaikh Warriors**

The Hssaikh or "Sword-Slayers" are the retinue of the Hch'ait Lord of Holding, the warriors of the household, and they look to their lord for all maintenance and honors. Outwardly, they often resemble in stature and general appearance the noble Hch'ait and a Hssaikh warrior can aspire to Lordly rank if he attains enough honors and deeds of valour,

In a few instances, Hssaikh of superior ability have risen to the highest rank, that of Lord Holder, by virtue of their Hch'Ssliss'a ("Noble Deeds"). Of those chosen few, a number actually achieved Warlord Rank, the greatest being the female Ch'aitkhe T'sss'tah, Conqueror of the Shadow World beyond the Way of Ssk'al, Slayer of Those Who Serve the Challenger of Ssk. Hssaikh so elevated in rank are given a "crash course" in tactics and the use of noble arms so that they may in all ways conduct themselves as befits their high status.

Hssaikh are permitted to wear the Ss'aissst (Warrior's Armour) and bear Ss'Kaasst (Warrior's Weapons). They may also ride the Tss'Haasst Hunting Lizard, but must dismount in formal battle unless given leave to ride by their Hch'ait Lord (who rarely refuses it).

#### **The T'Kah Warriors**

The T'Kah or "Spear-Slayers" are the rank-and-file infantry of the Hss'Taathi. Less imposing than the previous three castes, they are allowed to bear only the T'ss'kaasst (Hunting Weapons) and the pike -- the favorite close-order infantry weapon of the saurians. T'Kah may wear the Ss'aissst (Warrior's Armour), but never armour of metal. T'Kah are never permitted to use magical weapons, except by permission of a Hch'ait Lord as a mark of favor, and to draw weapons against a member of the Hch'ait, Sslissi, or Hssaikh castes except in war is punishable by the Kaa'nass'Ssk'al ("Banishment from Those Who Serve Ssk'al") -- virtual outlawry, with an offender being branded and turned free to wander outside the holds, fair game for anyone who can kill him.

As a sign of favor, a T'Kah who distinguishes himself with Hch'Ssliss'a ("Noble Deeds") can hope to be raised to the Hssaikh.

#### **The Htlaii Priest/Mages**

The Htlaii or Priestly Caste has no close parallel in human society. The nearest comparison would be a human mage in a religious order or a Cleric with magical training. There are three types of Htlaii, each significantly different in powers and functions:

- Ss'al'stah or "Voices of Ssk'al": Priests of the Egg.
- Khaariikha or "Oomancers": Diviners of thé.Egg.
- T'Ki't'k or "Those Who Return to the Eggs of the Ancestors": Metamorphs.

There is no priestly hierarchy as such, although the Ssk'al'stah or "Voices of Ssk'al" almost approach the status of a formal hierarchy. Rather, these priest/mages are devoted "Servants of Ssk and her Son Ssk'al" who perform certain religious rites as well as more "normal" magick.

Htlaii rarely use any weapons besides those which Ssk and the Old Watcher have endowed them -- namely Iss't'aa ("fangs") and Iss'thaa ("claws"), though it is permitted to use Hti'Kaast ("Weapons of the Servant"), a form of combination brass knuckles and steel claws which augment natural weapons. Armour is rarely worn, but leather Ss'aissst (Warrior's Armour) is allowed.

#### **The Htikkh Mages**

The Htikkh or Mage Caste again has no close parallel in human society, for the Htikkh are fighters as well as mages:

- Ukait'Akh: "Worker of Magicks": a combination Fighter/Thaumaturgist/Conjuror/Alchemist/ Weapon smith.
- Ss'iss'k'akh: "Worker of Hunting Magicks": a form of Forester/Mage who always arises from the Ss'iss'ke or Hunter Caste and becomes a master of magical practices concerning aspects of forestcraft, hunting, and tracking.

Htikkh are rarely found in armour, but leather Ss'aissst (Warrior's armour) is allowed. They are permitted to bear any weapons they choose.

#### **The Ss'iss'ke Hunters**

The Ss'iss'ke are born hunters and closely parallel in their abilities the Forester class of character, except that they have no magical powers unless their Ooscope in "highly auspicious" at birth, whereupon they will receive three "natural talents" upon maturity and entry into the game.

Ss'iss'ke are allowed only the T'ss'Kaasst or "Hunting Weapons", and they invariably specialize with the bow or the spear as one of their favorite weapon choices. Armour will be limited to the Ss'aissst and is invariably of leather. They are under the ban of the Kaa'nass'Ssk'al (see above).

#### **The Khuihh Servant/Slaves**

The Khuihh are equivalent to the "commoners" in a human feudal society and range from fairly will-to-do freeborn Hss'Taathi to slaves (prisoners of war) taken from any other race. Of all the castes, it is this one which provides for the greatest degree of mobility within caste, for Khuihh can be merchants, stock-breeders, craftsmen, even Thieves. Elevation to higher caste is difficult. They may bear Khuih'Kaasst or "Permitted Weapons". They are under the ban of the Kaa'nass'Ssk'al (see Tikah, above).

## The Hss'Taathi Senses



ecause they are a race foreign to usual human experience, it will be instructive for players to have a general idea of the degree of acuteness of the various senses possessed by the Hss'Taathi:

**Sight** compares very favorably with that of humans. Hss'Taathi eyes are somewhat larger, allowing them a peripheral vision of almost 270°, making it hard to sneak up on one. However, the field of their binocular vision is about the same as in humans. Visual acuity is 20/20, the same as human sharpness of eyesight. Hss'Taathi see in color as well and on the same wavelengths as humans do except for a few angstroms farther into the ultraviolet. Their night vision is little better than human, and definitely is not good enough to make the race nocturnal creatures.

**Smell** is a sense perhaps slightly duller than that possessed by humans.

**Hearing** is excellent, despite the absence of exterior ears of any kind. Indeed, Hss'Taathi sensitivity to sound is legendary and extends to noises far too faint for humans to hear. Compared to human hearing, a Hss'Taathi could hear at 20 feet what a man could make out at 10 feet. But this sensitivity is balanced by the totally non-directional nature of the sense. A human is capable of locating the source of a sound within an arc of 5° and can unerringly point at it; Hss'Taathi are exceedingly lucky to come within a 30° arc either side of the sound source. A Hss'Taathi concentrating on listening will be seen moving his head from side to side as he attempts to "zero in" on the direction of the source, and only very loud or continued noises will improve his chance of locating the source. However, the distance to the source can often be judged with startling accuracy. To sum up, Hss'Taathi depend upon other senses confirming what their ears tell them about the environment.

**Taste** is very undiscerning. Hss'Taathi palates are sensitive enough to tell whether meat is rancid or spoiled, but the finer points of the culinary arts are lost on them. Hss'Taathi are totally carnivorous/insectivorous and will eat meat raw. They enjoy their food best when toasted over a fire, and do have methods of drying and preserving food for journeys, military campaigns, and winter storage. Several delicacies have been discovered by the race since their contact with mankind: heavily spiced meats and "stout" ale. They also have a preference for several species of "tasty" beetles and will pay well for them. Vegetables, fruits, and "sweets" are of no interest to them. It should be noted that this dullness of taste is a very weak spot when it comes to the matter of poisons, a fact often used to good effect by knowledgeable human prisoners.

**Touch** is not particularly developed in some respects. Hss'Taathi "hands" are hairless and are seldom covered. Because of the rather large claws which often extend from the fingertips to 4" or so in length, Hss'Taathi sense of touch is not particularly delicate. The fingers themselves are very thick in order to support the claws and give them strength. Thus touch is not at all acute as a sense, and dexterity with delicate manipulations is difficult or impossible to achieve. At the same time, the hands are highly sensitive to gradations in temperature and texture. An exception should be noted in the case of the Khuihh Servant/Slave caste, who have very modest claws and therefore considerably more dexterity and sense of touch than the other castes.

**Heat Sensing** is remarkably acute, for the Hss'Taathi are sensitive to heat sources in much the same fashion as are pit vipers. Consequently, they can sense the presence of warm-blooded creatures from 20 to 30 feet away, conditions permitting; and within 10 feet they can often locate the heat source with considerable accuracy. This sense is less acute in warm temperatures and more acute in cooler temperatures. In dark places, this sense is often used to sense the presence of others and is well-developed enough to permit Hss'Taathi to strike a dog-sized target with great accuracy.

## Hss'Taathi Characteristics



he characteristics which a Hss'Taathi player-character or NPC will possess depends to a large degree on the caste into which he/she is born. The following table is presented to give players an idea of what the typical member of each of the various castes is like in terms of gaming characteristics:



Caste	Size	Wt	DEX	STR	CON	APP	BV	IQ	WIS	CHA	BODY	MA	CL	CCAP	PCF
HCH'AIT	6'9"	425	14	15	16	21	19	13	13	21	33	9	5	1190	20.8
SSLISSI	6'10"	475	9	15	15	17	11	9	9	12	35	6	3	1280	17.9
HSS'AIKH	6'3"	280	9	12	13	14	11	9	9	11	21	5	3	530	9.9
T'KAH	5'8"	170	9	12	13	13	11	9	9	11	15	5	3	320	7.5
SS'ISS'KHE	6'1"	235	16	12	13	14	11	9	9	11	19	5	3	450	9.2
HTLAI	6'9"	400	9	12	13	15	19	17	15	17	29	8	4	760	13.2
HTIKKH	6'3"	265	9	12	13	14	19	17	15	17	21	8	4	510	10.8
KHUIHH	5'1"	130	10	12	13	11	11	9	9	7	12	5	3	250	6.2

As each character is discussed, reference will be made to the above table. The castes will themselves be more completely discussed in the sections on the social structure and the character types. (Note: these are first level characteristics; experience will improve such variables as CCAP and PCF.)

**Size and Weight:** Hss'Taathi tend to be tall and massive as a genus; however, some are noticeably larger than others. The Hch'ait (Lord) and Sslissi (Heroic Warriors) are huge. The Htlai (Priest/Mages), though not fighters by choice or inclination, have the mass necessary to bowl over many a smaller opponent, a form of "personal presen-e" which often serves to give them a leg up when contending for power within the society. The Hss'aikh (Warriors) and Ss'iss'khe (Hunters) are less massive and powerful, yet still outclass the typical human. Htikkh (Mages) are not so small as to be unworthy of attention either, T'Kah (Warriors) are relatively small -- man-sized -- and form the bulk of the fighting strength of a Hss'Taathi "Hold". Khuihh (Servant/Slaves) by Hss'Taathi and human standards alike can be classified as "runts".

**Dexterity:** Most Hss'Taathi castes are not distinguished in their dexterity, especially when attempting some form of manipulative task. The thick fingers, intended more as braces for the fighting claws than as fine manipulative tools, prevent efficient performance of many tasks. Thus, with the exception of the Khuihh caste, Dexterity should be regarded as referring to such tasks as climbing, balancing, and combat related skills. Only the Khuihh have fair manipulative dexterity; all other castes have 1/2 x Dexterity when attempting such tasks as picking locks, etc. It is difficult to conceive of a Hss'Taathi Thief, but very dexterious Khuihh have sometimes succeeded at the trade. If a Khuihh Thief is contemplated Moving Silently and Hiding percentages are modified as follows:

- -10% if weight is between 160-250 dr.;
- -25% if weight is 260-400 dr.;
- -40% if weight is between 410-600 dr.;
- -60% if weight is 610+ dr.
- But, if the weight is under 90 dr. +5%.

Further, any Khuihh rolling a Dexterity of 16 may roll 1d6: 1 = 16, 2-3 = 17, 4-5 = 18, and 6 = 19 Dexterity.

**Constitution:** Hss'Taathi are a healthy lot, with constitution scores well above "average", except in the case of the occasional "runt". The Pain Threshold for Hss'Taathi is calculated the same way as outlined for humans in the C&S Sourcebook (3 x Constitution + Strength), so the average for Hch'ait is 63%, and for most others is 51%. This compares with a typical human pain threshold of 42%. Also, Hss'Taathi are not susceptible to most human diseases (colds, pneumonia, rabies, and leprosy of the Tomb excepted), but they have their own ailments which will be dealt with under Hss'Taathi Physicians.

**Wisdom:** On the whole, Hss'Taathi are no less wise than humans; and Hch'ait, Htlai, and Htikkh have substantially more, as a matter of fact, which seems to suit their pose as a Lordly Race. However, since the value systems of Hss'Taathi are so alien to human eyes, they are often not respected for their wisdom by the Kindred Races. Rather, it is their knowledge which earns respect. Strangely, the same is true of Hss'Taathi attitudes.

**Intelligence:** The Htlai and Htikkh castes are, in general, extremely intelligent, and the greatest may exceed the limits of the best amongst the Kindred Races. The other castes are decidedly less intelligent, averaging slightly below human norms.

**Voice:** One of the major distinguishing characteristics separating Hss'Taathi and humans is the "bardic voice". Hss'Taathi have no lips; thus, their language consists of a great many sibilants and gutturals. When pronouncing Hss'Taathi words, the human player can achieve a fair approximation (though probably only partially intelligible to Hss'Taathi) of the sounds by pronouncing the words as written, without moving the lips at all. CH, for example, is pronounced as in the German ach or Scottish loch; to pronounce it as the English church requires the lips to be pursed. KH is similar but more sibilant and less guttural. Other letters are pronounced as they look, but remember not to move the lips. Moving the lips in any way will change the sounds considerably: for example, the caste name KHUIHH is pronounced just as if one is attempting to say "Kooey" without moving the lips.

Some results of having such a distinctive language are:

11. Few Hss'Taathi are eloquent in any normal sense of the word. They place little stock in the timbre of a voice. The important factor is clarity!

12. There are no "songs", and music tends to be percussive in nature (and surprisingly varied, withal).

13. There are epics and tales, but these are simple recitations rich in imagery but lacking the "musical" quality of verse.

14. Few Hss'Taathi speak human or Kindred tongues and vice versa.

For example, try reading a few sentences on this page without moving your lips at all, and then reflect on the fact that you grew up speaking the language. Human speech requires lip movement for clarity; Hss'Taathi language requires absolutely no lip movement for clarity. Also, Hss'Taathi sound variations are so subtle that it is easy for humans to make mistakes.


Naturally, since it is so difficult for them to do WELL, the Hss'Taathi have a special regard for one of their number who is a true orator! there is even a very powerful social status (the VOICE) reserved for such personages, whose sole job is to "translate" between two Hss'Taathi even those who speak the same language, whenever a "legal" or "political" matter is involved. It is sometimes said that Anachronus the Sage was the only human to have mastered Hss'Taathi speech to such fluency that he was even offered a position as "Voice" with the first Hold in the Dragon Isles when he went there to negotiate with the Hss'Taathi for his Prince, the King of Arden. Such a case is so exceptional as to be unrepeatable. Across the races, a Bardic Voice of 1-19 = 5 to the listener of the other race; a 20 = 6.

**Personal Appearance:** Hss'Taathi standards of "beauty" are highly functional and refer to the imposing of nature of a person; his size, strength, and general fitness. Attractiveness literally relates to one's ability to "throw his weight around" by standing there and looking like he can "lick everyone in the place". Human-types dealing with Hss'Taathi can easily compute their "Appearance" by applying Hss'Taathi standards, as indicated for characteristic determination, with their size compared to Hss'Taathi sizes. Knights in armour can take impressive plate mail and plate into account.

**Charisma** is entirely a function of Appearance, Voice, Intelligence and Wisdom, with some adjustments made for the caste of Lords and Slaves. Non-saurians have a uniform charisma of 5 unless they have really IMPRESSED the Hss'Taathi. Anachronus the Sage, despite his 5'8" height, scored an impressive 26 because of his oratory skills, based on the Hss'Taathi system of charisma determination!

**Fighting Skills:** The Hss'Taathi are less accomplished in the final analysis than are high-level human warriors, but the Hch'ait and Sslissi castes are near superhuman on the average and prove to be devastating opponents even when of low level. High level fighters of the highest castes are capable of destroying a room full of typical human fighters, and they are very hard to kill.

**Magick:** The Hss'Taathi have a very rich and powerful magical heritage. The Voices of Ssk'al, the Khaariikha, and the T'ki'tk'k of the Htlai caste are both priests and mages in that they serve the World Egg (see "Religion") and practice their magick in the name of Ssk'al. The Htikkh mages are more conventional magick users, the Ukait'akh combining the powers associated with several of the human magical classes, while the Ss'iss'akh is a form of Forest-mage. Except for the Ss'iss'akh, all of the magical castes shun the use of weapons (except for natural weaponry), insisting that a mage should rely on naught but his own personal power to defeat his foes. Seeing as most mage castes are exceeded only by the Hch'ait and Sslissi in fighting ability, the Mages are quite capable of self-defense.



## Language

**H**ss'Taathi may learn other languages in the manner outlined in the Complete Role Player's Guidebook. Amongst themselves, however, it requires an expenditure of language points to learn a saurian tongue equal to any human language for a human, and an expenditure of language points equal to those a human requires to learn a saurian tongue whenever a Hss'Taathi wishes to learn a human language.

## Charisma & Leadership

**C**harisma is so important to holding on to followers or to advancing in certain areas of Magick that the Hss'Taathi have made increasing it a fine art.

For every 12 language points expended (as if learning a new language), a Hss'Taathi can increase his Charisma by 1 point. Under no circumstances may he increase his Charisma by more than 33% of his original Charisma score.

Charisma has the same effects on morale (of self and on others subordinate to a Hss'Taathi leader) of anyone who is a member of Hss'Taathi society -- including Softskins who have joined a Hold and have learned the language. Also, 1 point is added to the base Charisma of a Hss'Taathi who has learned a Softskin tongue for every Charisma point learned by perfecting one's speech.

For that is what the Charisma "boost" really is: perfecting one's ability to deliver a message, a skill highly prized by the Hss'Taathi. Mages who spend their time at low levels of experience "perfecting" their language skills ("Voices" and Hunter Mages) will be able to make adjustments to their magical abilities. The whole matter is of prime importance, Everything ultimately depends upon the impression one makes on others in a saurian society.

## Hss'Taathi Society

**T**he Hss'Taathi social order is based upon caste. A Hss'Taathi is assigned to a certain caste by his Ooscope, which is performed before he is fully hatched. Any clutch of eggs may contain eggs belonging to any caste, with the result that mothers are not particularly attached to the eggs they lay. However, after the Khaariikha (Oomancer) has Ooscoped the eggs, they are immediately segregated by caste and given to brood-mothers (Oo'soo'sst). Thereafter, she will be the guardian and protector of the clutch of hatchlings, and no other will have any claim on them as family. Significantly, Oo'soo'sst are always of the Khuihh caste, but they bear a special relationship with their "offspring" when they mature and may call upon them for personal favors -- as is only the due of a "mother". Oo'soo'sst are typically the wisest, most intelligent, and most devout of the female Khuihh, and they are much honored amongst the Hss'Taathi.

Given the vast differences between the adults of the various castes, it is surprising to the uninitiated that the Ooscope should be so accurate a determiner of the traits and abilities of a newly hatched Hss'Taathi. However, it should be remembered that the rite has been practiced for thousands of years, and the Khaariikha are very knowledgeable about such matters. They have accumulated lore of Eggs at their disposal, and thus they are most sensitive to even the slightest variations in shell size, shape, and surface speckling which might betray the true nature of the hatchling.

Of course, there are always "grey" areas. For instance, a Hch'ait Lordling who has very low scores in his characteristics will seem much less Hch'ait-like than might a Hssaikh or even a Khuihh who has high scores in his characteristics. Also, there are times when a character feels that he really "belongs" in another caste and may petition for reassignment. However, while the petition may be granted, the Ssk'Aal (Will of Ssk) may have been violated and the character might not prosper in his new caste nearly as much as in his Caste of Birth (Oo'Ssk' Aal). To permit some player "mobility", the complex ritual of reassignment is simplified (see "Determining Player Characteristics"), but it should be understood that the petitioner in fact had to request the Khaariikha and two members of the caste he desires to enter to grant his petition, with many "proofs" and arguments advanced for and against the request. In any event, the character must meet the minimum requirements of the caste he desires to enter:

Hch'ait	6'2" + height, Strength 10, Constitution 11, Dexterity 9, Bardic Voice 11, IQ 5, Wisdom 5, Appearance 11.
Sslissi	6'7" + height, Strength 10, Constitution 10.
Hssaikh	6' + height, Strength 9, Constitution 9.
T'Kah	5'1" height, Strength 8, Constitution 8.
Htlaii	Bardic Voice 11, Intelligence 9, Wisdom 10, Alignment 1-12. In addition sub-classes require: <ul style="list-style-type: none"> <li>• Ssk'al'stah ("Voices of Ssk'al"): Bardic Voice must be 12.</li> <li>• Khaariikha (Oomancers): Dexterity must be 9.</li> <li>• T'ki't'k (Matamorphs): Constitution must be 10.</li> </ul>
Htikkh	Bardic Voice 11, Intelligence 9, Wisdom 10. In addition, sub-classes require:

- Ukait'Akh (Mages): Intelligence must be 12.
- Ss'iss'k'akh (Hunting Mages): Dexterity must be 12; character must be born into the Ss'iss'ke Hunter caste.

Ss'iss'ke Dexterity 11.

Khuihh Warrior castes cannot join. Sub-castes require:

- Nss'a'Khuihh (Thief): Dexterity 12.
- Ssk'arr'lss (Physician): Dexterity 10, Intelligence 11, Wisdom 11.
- Stah'Khuihh (Merchant): Bardic Voice 12, Intelligence 12.
- Oo'soo'sst (Brood-Mother): Intelligence 15, Wisdom 15, Alignment 1-6.

There are definite restrictions on caste changes. Hch'ait, for example, may become Htlaii or Htikkh, but cannot enter any other caste. Sslissi never change caste. Hssaikh may become Hch'ait, Sslissi, Htlaii, or Htikkh. T'Kah may become Hch'ait, Sslissi, Hssaikh, Htlaii, Htikkh, or Ss'iss'ke. Ss'iss'ke may become any warrior caste or Htikkh. Khuihh may join any other caste.

Promotion in caste requires meeting tests of valour and/or skill. A Khuihh who desire Hch'ait caste, for example, will be designated as T'Kah. If he distinguishes himself and performs the tasks set for him the Game Master (acting as the caste Elders) may promote the character to the Hssaikh. Again, if he distinguishes himself, he could be advanced to either the Sslissi or the Hch'ait. All this assumes, of course, that the character met the minimum requirements of the highest caste to which he aspired, and he would be given the PCF levels of that caste from the start. However, until he proves himself, he fights with the weapons and armour of the T'Kah caste -- then the Hssaikh, and so on. Reassignment to nonwarrior castes is less onerous, for if the Khuihh mentioned above had the prerequisites to enter the Htlaii sub-class of T'ki't'k, he would remain T'ki't'k, for the rest of his life and would merely have to become proficient at his work.

Only one caste change is permitted in a lifetime. Warrior caste is really graded, so T'kah-Hssaikh-Sslissi-Hch'ait is really one caste, in a sense, and the character is limited only by his ability to meet the requirements of the highest caste he can enter and the need to prove he can handle the duties of lower castes first.

The Hch'ait are the Hss'Taathi equivalent of knights and entry into that caste by one not born to it is a solemn matter requiring great proofs of valour and devotion to duty. Thus "promo Lion" from a lower caste should be made subject to rigorous tests, and such a character should be regarded as being on probation -- a Hch'ait-cadet -- until proven worthy.

Clearly, though, the "fix is in" when reassignment of caste occurs. Usually, a superior specimen of a caste is noticed by or somehow brings himself to the attention of a member of the caste he wishes to join. His Sstah'sss't'sss (Sponsor) then "invites" the dissatisfied character to join the caste and suggests he "petition" the Elders (the Khaariikha and two leading members of the caste desired). Suitable bribes are given -- mere "gifts", mind you -- and the reassignment takes place. Every "worthy" Hss'Taathi has the right to Petition (Sstah'sss) and he may invoke the right at any time.

Hss'Taathi recognize differences in caste by carvings on the forwardmost part of the crest. These carvings (Iss'thaaa) are intelligible only to Hss'Taathi and a few non-saurians who know how to speak any Hss'Taathi tongue. The crest carvings are used for verification only; it is usually the case that a Hss'Taathi can instantly recognize the caste of another from other clues, such as posture, attitude, clothing and manner of speech.

Caste markings are placed by the "Voices of Ssk'al", the "Priests", at the annual reception of the Blessing of the World Egg (Oo'ssk'al). The marks are placed after the absolution process and cannot be altered without the intercession of a member of every caste. There has never been a case of any Hss'Taathi successfully altering his own caste mark, or of any Hss'Taathi successfully bribing a member of every caste to intercede for him and change the caste mark without a successful Petition.

One other point should be emphasized. If a Hss'Taathi already accomplished in the skills of his born caste successfully changes to another caste, he will refrain from practicing those skills of the abandoned caste -- no matter what the situation. For instance, if a Htikkh Mage became a warrior, he would never practice magick because his new caste does not engage in the Arts. Caste brings definite role-distinctions which no Hss'Taathi would think of violating, even if such violation of one's caste did not carry the immediate penalty of Kaa'nass' Ssk'al.

## Rolling the Characters

### The Character's Ooscope

**T**he Khaariikha are Htlaii Priests who specialize in "oomancy" and other magicks dealing with eggs. It is the Khaariikha who casts a hatchling's Ooscope at birth by examining the shards of the birth-egg.

**The Ooscope**

The Ooscope (Oo'stah'sss't) is a very solemn and far-reaching ceremony which virtually decides the future calling of a Hss'Taathi. Oomancy is a form of divination and results in a "reading of the Will of Ssk", a foretelling of the role the hatchling will play in the protection of Ssk'al in the World Egg. The moment that the egg-tooth pierces the shell, accompanied by the 'lchirrup: of the hatchling inside, the Khaariikha crouches carefully over it and marks the exact manner in which the hatching occurs. The Ooscope he casts is vaguely equivalent to a horoscope, except that it has the full weight of religious belief behind it.

All characters will have an Ooscope cast before any die rolls are made to determine the precise details of his gaming characteristics: 1d100 is rolled.

D100	Caste of Birth	D100	Caste of Birth
01-10	Hch'ait Lord	61-70	Htlaii Priest/Mage
11-20	Sllissi Warrior/Hero	71-80	Htikkk Mage
21-45	Hssaikh Warrior	81-90	Ss'iss'ke Hunter
46-60	T'Kah Warrior	91-00	Khuihh Servant

**The Omens**

An Ooscope will also give a foreshadowing of the chances of success or failure which will mark the career of the young Hss'Taathi. To determine the "Ssk'Aal" (The Will of Ssk), roll 1d100. If a character is not contemplating making a caste change at any time in the future, the result will not be taken as exceeding 75. If a character contemplates making a caste change, add +10 to the result:

D100	Ssk'Aal (Omens)
01-10	Highly Propitious: +25% experience in Caste of Birth,
11-20	Propitious: +15% experience in Caste of Birth; normal experience if caste is changed.
21-35	Favorable: +10% experience in Caste of Birth; normal experience if caste is changed.
36-75	Promising: +5% experience in Caste of Birth; 90% experience if Caste is changed.
76-00	Unfavorable: normal experience in Caste of Birth; 80% experience if caste changed.

Ssk and her Son, Ssk'al, do not look upon "caste-jumpers" with favor. Thus it is that the player who desires t at his character be able to change his Caste later in his career takes risks. To quote an ancient saying, "TAANSTAAFL!: There ain't no such thing as a free lunch!" In Ssk's world, only those who accept their given roles as protectors of her Son, Ssk'al, are entitled to her favor.

Thus a player can attempt to have his character enter another caste, but he foregoes the experience bonuses awarded the Oo'Hss'Taathi'a (Those Content in the Egg), any may even become Naa'Ssk'Aal'a (Those From Whom Ssk Has Turned Her Countenance), dogmed to receive only a portion of the experience that might have been his. Such is the Will of Ssk, and who is there to deny Her?

**Rolling Characteristics**

After a player has determined his Caste of Birth and the Omens, he rolls dice as indicated for each of the following sections to determine his gaming characteristics; even if the characteristics do not meet minimums set for a caste, a character born into a caste remains in it. Minimums apply only to "caste-jumpers".

**SIZE**

Hss'Taathi range widely in height and frame, depending upon the caste into which a saurian is born:

Caste	Height of Hss'Taathi Characters			
	Short	Average	Tall	Very Tall Giant
HCH'AIT Lord	--	--	--	01-20 --
SSLISSI Warrior	--	--	--	01-14 15-20
HSS'AIKH Warrior	--	--	01-12	13-20 --
T'KAH Warrior	--	01-12	13-20	-- --
SS'ISS'KE Hunter	01-03	04-12	13-16	17-20 --
HTLAII Priest	--	--	--	01-20 --
HTIKKH Mage	--	--	01-20	-- --
KHUIHH Slave	01-10	11-19	20	-- --

Roll 1d20 and read the result which is applicable to the caste of Hss'Taathi to which the character belongs.

Caste	Frame of Hss'Taathi Characters					
	Very Light	Light	Average	Heavy	Very Heavy	Massive
HCH'AIT Lord	--	01-02	03-05	06-14	15-18	19-20
SSLISSI Warrior	--	--	--	01-10	11-17	18-20

HSS'AIKH Warrior	T'KAH Warrior	SS'ISS'KE Hunter	Opening Doors				Min.	HCH'AIT	SSLISSI	Warrior	Other
			01-03	04-08	09-17	18-20					
--	--	01-03	04-08	09-17	18-20	--	--	--	--	--	
--	--	01-05	06-12	13-19	20	--	--	--	--	--	
--	--	04-09	10-13	14-17	17-18	20	--	--	--	--	

Roll	Strength Factor	Weapon Bonus	Opening Doors			Min. Con.	HCH'AIT Body	SSLISSI Body	Warrior Body	Other Body
			Standard	Secret	Con.					
04	0.7	-1WDF	1	1	1	--	--	-2	-2	
05	0.8	--	1	1	2	--	--	-1	-1	
06	0.9	--	1	1	5	--	--	-1	-1	
07	1.0	--	1-2	1	6	--	--	--	--	
08	1.1	--	1-2	1	7	--	--	--	--	
09	1.2	--	1-2	1	7	--	--	--	--	
10	1.3	--	1-3	1	8	--	--	--	--	
11	1.4	--	1-3	1-2	8	--	--	--	--	

HTLAII Priest	01-02	03-05	06-15	16-17	18-19	20
HTIKKH Mage	01-02	03-08	09-16	17-19	20	--
KHUIHH Slave	01-05	06-10	11-15	16-20	--	--

Roll 1d20.  
 Very Light frames reduce weight of character by 2 levels.  
 Light frames reduce weight by 1 level.  
 Heavy frames increase weight by 1 level.  
 Very Heavy frames increase weight by 2 levels.  
 Massive frames increase weight by 3 levels.

**Hss'Taathi Height/Weight/Body Table**

Short	Height	Weight	Body
01	3'10"	60	6
02	3'11"	65	6
03	4'	70	6
04	4'1"	75	7
05	4'2"	80	7
06	4'3"	85	8
07	4'4"	90	8
08	4'5"	95	8
09	4'6"	100	9
10	4'7"	105	9
11	4'8"	110	10
12-14	4'9"	115	10
15-17	4'10"	120	10
18-19	4'11"	125	11
20	5'	130	11

Average	Height	Weight	Body
01	5'1"	135	11
02	5'2"	140	12
03	5'3"	145	12
04	5'4"	50	12
05	5'5"	155	13
06	5'6"	160	13
07-09	5'7"	165	13
10-13	5'8"	170	14
14-16	5'9"	175	14
17-18	5'10"	185	15
19-20	5'11"	200	16

Tall	Height	Weight	Body
01-03	6'	220	17
04-06	6'1"	235	18
07-09	6'2"	250	19
10-12	6'3"	265	20
13-15	6'4"	280	21
16-18	6'5"	300	22
19-20	6'6"	325	23

Very Tall	Height	Weight	Body
01-04	6'7"	350	24
05-08	6'8"	375	25
09-12	6'9"	400	26
13-16	6'10"	425	27
17-18	6'11"	450	28
19-20	7'	475	29

Giant	Height	Weight	Body
01-07	7'1"	500	30
08-12	7'2"	530	31
13-15	7'3"	560	32
16-18	7'4"	600	33
19	7'5"	650	34
20	7'6"	700	35

Roll 1d20 and read the result which is applicable to the caste of the character. Correct weights according to the character's frame. Massive weights over 700 dr. increase in 30/30/40 dr. steps, giving a maximum weight of 800 dr.

**DEXTERITY**

Saurian dexterity varies according to caste and frame:

- SS'ISS'KE are bred for high dexterity and roll 1d10 + 10 (range 11-20 Dex.).
- HCH'AIT are bred for combativeness and roll 1d10 + 8 (range 9-18 Dex.).
- All other castes roll 1d10 + 1d6 (range 2-16 Dex.).
- Add +1 Dexterity if Light Frame, and +2 Dexterity if Very Light Frame.

**STRENGTH**

Saurian strength is truly formidable and also varies according to caste:

- HCH'AIT roll 2d6 + 8 (range 10-20 Str.) and are the only caste capable of super "human" strength on a roll of 20 (roll again 1d20).
- SSLISSI roll 1d10 + 9 (range 10-19 Str.).
- All other castes roll 3d6 + 1 (range 4-19 Str.).

12	1.6	--	1-4	1-2	9	--	--	--	--
13	1.8	--	1-5	1-2	10	+2	+1	+1	+1
14	2.0	--	1-5	1-2	11	+3	+3	+2	+1
15	2.2	--	1-6	1-3	12	+4	+4	+3	+2
16	2.5	--	1-7	1-3	12	+5	+5	+4	+3
17	2.7	--	1-7	1-4	13	+6	+6	+5	+4
18	3.0	--	1-8	1-4	13	+7	+8	+6	+5
19	3.3	--	1-8	1-4	13	+8	+10	+8	+6
20	3.5	--	1-8	1-4	14	+10	--	--	--
21 (13-16)	4.0	+1WDF	1-9	1-5	15	+10	--	--	--
22 (17-19)	4.5	+2WDF	1-9	1-5	16	+10	--	--	--
23 (20)	5.0	+3WDF	1-10	1-6	17	+10	--	--	--

**CONSTITUTION**

All saurians tend to possess exceptional constitutions because of their inherent traits: sturdiness and tenacity of life. Roll 2d6 to find out if the character is typically of sound constitution. If the total is 4 or greater on 2d6, the character is typical of his caste. However, if the character rolls 2 or 3 on 2d6, he is a "runt" and suffers considerable penalties.

- HCH'AIT roll 2d6 + 9 (range 11-21 Con.).
- SSLISSI roll 2d6 + 8 (range 10-20 Con.).
- All other castes roll 3d6 + 2 (range 5-20 Con.).
- "Runts" (all Castes) roll 2d6 - 1 (range 1-11 Con.).

**PERSONAL APPEARANCE**

Amongst the Hss'Taathi, "attractiveness" is a function of size and fitness. To compute Appearance, add Constitution and Strength, divide by 2, and then add the following bonuses or penalties where applicable:

Short	-1	HCH'AIT	+3	Super "human" Strength	+2
Tall	+1	KHUIHH	-2		
Very Tall	+2	"Runt"	-3		
Giant	+3				

**BARDIC VOICE**

The Hss'Taathi prize Voice no less than they do physical strength and prowess. This is perhaps only natural, for the sibilant Hss'Taathian tongue requires fineness of control for pleasing clarity and power of speech.

- The HCH'AIT, HTLAI, and HTIKKH are blessed with remarkable powers of speech and roll 3d6 + 8 for Voice (range of 11-26).
- All other Hss'Taathi roll 3d6 for Voice (range 3-18).

If Voice is 3-6, subtract -2 from Charisma for each point under 7.

If Voice is 18-20, add +1 to Charisma for each point over 17.

If Voice is under 20, Hss'Taathian Voice appears to be a standard 5 to all non-saurian races.

If Voice is 20-26, add +1 point for each Voice point over 19 to the basic non-saurian Voice of 5. (These equivalencies also apply for non-saurians speaking to saurian listeners.)

**INTELLIGENCE**

Again, because of the rigorous breeding program of the Hss'Taathi, there is a considerable range in intelligence, depending upon caste:

- HTLAI and HTIKKH roll 3d6 + 6 for Intelligence (range of 9-24).
- HCH'AIT roll 3d6 + 2 for Intelligence (range of 5-20).
- All other castes roll 2d6 + 3 for Intelligence (range of 5-15).

All Hss'Taathi have a basic chance of detecting hidden things like secret doors. It is an instinctive talent founded on intelligence and perceptiveness. The probability may be extended to include other concealed items, like trap doors.

Detecting traps, like detecting hidden things, is an instinctive talent which shows itself as a foreboding about touching somethings, etc. Hss'Taathi of IQ 15-26 will also tend to perceive the trap itself and recognize its dangerous qualities.

Remembering for Hss'Taathi without magical or priestly abilities refers to their ability to recall a path or track once taken. The

probability is used whenever a choice between routes is encountered (such as a fork in the trail, tunnel, etc.). For Hss'Taathi with magical or priestly abilities, remembering also refers to the chance of recalling spells/ incantations/rites.

**WISDOM**

Hss'Taathi Wisdom varies considerably, according to caste.

- HTLAI and HTIKKH roll 2d6 + 8 for Wisdom (range of 10-20).
- HCH'AIT roll 3d6 + 2 for Wisdom (range of 5-20).
- All other castes roll 2d6 + 3 for Wisdom (range of 5-15).

If IQ is under 7, subtract -1 Wisdom for each IQ point below 7.

If IQ is over 15, minimum Wisdom is 10.

Modifications to IQ due to high or low Wisdom scores are the same as for humans (see CO) except that there is never more than +2 added to IQ due to high Wisdom.

**CHARISMA**

Hss'Taathi Charisma is computed by adding together the following characteristics and dividing the total by 4:

Charisma = (Appearance + Voice + Intelligence + Wisdom) / 4

- KHUIHH Slaves subtract -25% from their Charisma.
- HCH'AIT add +10% to their Charisma.

Charisma amongst non-saurians is a uniform 5.

**ALIGNMENT**

Hss'Taathi Alignment is rolled on 1d20 for all castes. However, no adjustments are made to Wisdom due to Alignment. Of course, since "customs differ", a "good" Hss'Taathi character might do things which a human/elf/ hobbit/dwarf would find "evil" but which would be perfectly acceptable to other saurians. Alignment is a relative measure of character and tendencies towards certain forms of conduct, not an absolute measure of "good" and "evil". See "Hss'Taathian Religion".

## Other Personal Characteristics

**BODY POINTS**

Hss'Taathi begin with the body points assigned for size, strength, and constitution. Two points are added for each experience level attained up to experience level 16 (maximum +30).

**FATIGUE POINTS**

Hss'Taathi fatigue levels are calculated on the basis of 1d6 per experience level. The warrior castes will obtain a maximum of 8d6 (8-48) fatigue points by level 9. The non-warrior castes will obtain a maximum of 7d6 (7-42) fatigue points by level 8. After experience level 12, add +1 point per level attained up to experience level 22.

Fatigue levels are rolled each time a new experience level is reached, and a character takes the new total only if it exceeds the old.

**EXPERIENCE**

Warrior castes are equivalent to Chivalry (HCH'AIT) and fighters (SSLISSI, HSS'AIKH, and T'KAH). HTIKKH Mages are equivalent to Magick Users, while HTLAI Priests are equivalent to Magick Users/Clerics; but they and SS'ISS'KE receive 80% of Warrior bonuses for "fighting", and full bonuses for slaying animals, etc., in the hunt. KHUIHH slaves receive 50% of Warrior bonuses but full bonuses for Thieving.

Experience Levels are as follows:

Exp. Level	Exp. Points	HCH'AIT		SSLISSI		WARRIOR		MAGES & SS'ISS'KE Non-Fighter		Mage/Priest	
		PCF	var.	PCF	var.	PCF	var.	PCF	var.	MKL	PMF
1	0									1	
2	2500	+2		+2		+1.5		+1.5		+1.5	
3	5000	+3		+2		+1.5		+1.5		+1	
4	10000	+2		+2		+1.5		+1.5		+1.5	
5	25000	+2		+2		+2		+1.5		+1	
6	50000	+3		+2		+1.5		+1.5		+1.5	
7	75000	+2		+2		+1.5		+1.5		+1	
8	100000	+2		+2		+1.5		+1.5		+1.5	
9	150000	+3		+2		+1.5		+1.5		+1	
10	200000	+2		+2		+2		+1.5		+1.5	
11	300000	+3		+2		+1.5		+2		+1	

12	400000	+2	+2	+1.5	+2	+1.5	7	+2
13	550000	+3	+2	+1.5	+2	+1	8	+2
14	700000	+2	+2	+2	+2	+1.5	9	+2
15	850000	+3	+2	++2	+2	+1	10	+2
16	1000000	+2	+2	+2	+2	+1.5	11	+2
17	1200000	+3	+2	+2	+2	+1	12	+2
18	1400000	+2	+2	+2	+2	+1.5	13	+2
19	1600000	+3	+2	+2	+2	+1	14	+2
20	1800000	+2	+2	+3	+2	+1.5	15	+2

Experience levels advance in 200,000 experience point increments thereafter, with the pattern established for PCF, MKL, and PMF bonuses.

#### PERSONAL COMBAT FACTOR

Class Factors: HCH'AIT = 2.0\*  
 SSLISSI = 1.2\*  
 HSSAIKH = 1.2\*  
 T'KAH = 0.9  
 SS'ISS'KE = 0.7  
 HTIKKH = 0.8  
 KHUIHH = 0.2

\*These three classes are "trained fighters" in the full sense of the word. T'KAH are equivalent to human militia and yeomen and do not learn the shield parry. All other classes are non-fighters.

- SS'ISS'KE with Dexterity over 16 add -5% to dodges for each Dex. point over 16, to a maximum additional bonus of -20%.
- Hss'Taathi with Dexterity under 8 subtract -2% per point under 8 from hit % and add +2% per point to parry and dodge %.

#### WEAPON SKILL

Hss'Taathi are capable of learning special skills in handling certain favorite weapons:

All Castes except Khuihh: 4 favorite weapons: +2% per experience level to a maximum of +16%. For every 3 experience levels thereafter, +2% is gained, to experience level 21.

Khuihh: 2 favorite weapons: +3% per two experience levels to a maximum of +18%. There is also some distinction between castes as to which weapons may be used:

Hch'Kaasst (Lordly Weapons): any weapon with +5 magical level or better; denied to lesser ranks below Hch'ait Warlord or Sslissi Heroes.

Hch'Kaasst (Lordly Armour): any metal armour with -3 magical level or better; denied to lesser ranks below Hch'ait Warlord or Sslissi Heroes.

Ss'Kaasst (Warrior's Weapons): any weapon with no more than +4 magical level; denied to lesser ranks below Hch'ait, Sslissi, or Hssaikh Sword-Slayers.

Ss'aisst (Warrior's Armour): any armour, but no armour of metal at -3 or better may be worn by Hssaikh Sword Slayers, Htlaii Priests, and Htikkh Mages.

Ss'aisst (Warrior's Armour): any armour of leather may be worn by T'Kah Spear-Slayers, Ss'iss'ke Hunters, and Khuihh Servants.

T'ss'kaasst (Hunting Weapons): any weapon, including all magical types, of the following: spear, bow, crossbow, war axe, dagger, short sword, light sword, halberd. T'Kah and Ss'iss'ke cannot use any other weapon except by special permission of their Lord Holder (as a mark of high favor and reward for noble service), especially magical weapons not in the Hunting Weapon category. All T'Kah specialize in the pike as one of their favorite weapons, and a magical weapon of this type is regarded as a real prize.

Khui'Kaasst (Permitted Weapons): any normal Hunting Weapon, "permitted" to the Servant caste of the Khuihh. Any magical weapon cannot be borne except by the express permission of the Lord Holder.

All Mages may use whatever weapons they want. However, if a Htlaii Mage opts for the Iss't'aa ("fangs") and the Iss't'haa ("claws"), forswearing the use of any other weapons he receives +4% hit/parry bonuses per experience level for a maximum of +30% and -5% dodge in addition to his normal dodge bonuses, with free dodges wherever there is room to maneuver. The Iss't'aa and Iss't'haa represent an acceptance of one's "natural being" in Ssk'al and provide considerable advantages in combat. Htikkh Mages may also so specialize, with equivalent bonuses.

#### NATURAL WEAPONS

All Hss'Taathi not of the Khuihh caste are expected to specialize in at least one natural weapon:

All castes except Ss'iss'ke:

- MMB(2) Medium Fangs; maximum of 8 points damage.\*
- MMC(2.5) Medium Claws; maximum of 10 points damage.\*

Ss'iss'ke Hunter Caste:

- MMB(2) Medium Fangs; maximum of 10 points damage.\*\*
- MMC(2.5) Medium Claws; maximum of 12 points damage.\*\*

\*Mages using the Iss't'aa ("fangs") add +1 WDF to their attacks to a maximum of 16 points damage. \*Mages using the Iss't'haa ("claws") wear powerful MLC(3\*) claws of metal and may do up to 7WDF damage

with them (23 1/2 points).

The Iss't'aa and Iss't'haa require a minimum strength of 11 to be used, and a minimum Dexterity of 7. Only Mages can use them, as they are magical and not "understood" by ordinary beings. The Iss't'aa is a special skill with fangs; the Iss't'haa is an actual weapon and the skill required to use it.

\*\*Ss'iss'ke Mages (Ss'iss'k'akh) use the Hunter caste Fangs and Claws, and may opt for the Iss't'aa and Iss't'haa.

## Fighting "Known" Beasts



hen a Hss'Taathi has slain a particular creature, he learns the "vital" place in the creature's defenses and is able to direct his weapon there more often. Whenever a "knowledgeable" Hss'Taathi is fighting such a "known" beast, he adds +1d10 to the critical hit probability with a favorite weapon, in addition to any other bonuses. One "known" creature may be added to his prowess for every experience level advanced; a player may elect for a particular creature immediately upon his character's killing it, or he may wait until several have been slain before choosing. The choice must be made before advancing to another experience level, however. Ss'iss'ke Hunters may add two such creatures in the 1st, 3rd, 5th, 7th and 9th experience levels, and one in all others.

Critical hits on large dinosaurs will do 100% + 10% -60% damage (roll 1d6 for additional 10% of damage). Criticals are otherwise ineffectual (do not consult critical hit tables) until 51% of a large dinosaur's hit points have been lost. Large dinosaurs (or other large creatures) are usually at least 1500 pounds to a ton in weight or more.

## Hss'Taathi Family Life



here are two sexes of Hss'Taathi, but only the Hss'Taathi can tell them apart. For most of the year, the genitalia are shrunken and hidden within folds of skin between the legs; only in mid-winter do the Hss'Taathi develop a sexual urge.

The Hss'Taathi enjoy sex immensely and male/female couples develop close bonds as a result. Two Hss'Taathi will normally pair up during the early winter and will not separate until the mating season is over -- and in most instances the relationship becomes permanent. Hss'Taathi tend to be monogamous, choose as close to their equal as possible, and form a veritable alliance (Oo'sss't'Kaasst'a, the word for "marriage" has strong military overtones and suggests an arrangement for political and military reasons). There is no formal ceremony; the relationship is simply recognized by the community because the pair form a fighting team and usually act in concert in most social, political, and combat situations.

Other than sexual anatomical differences, there is no physical distinction between the sexes. A 7'6", 800dr. Sslissi warrior is just as likely to be male as female. The language itself suggests the stark equality of the sexes. There are only four pronouns which refer to the Hss'Taathi, two singular and two plural:

- N'aaa'sss: That Hss'Taathi
- Oo't'ka: That Hss'Taathi to Whom I am Mated
- N'aaa'ssa: Those Hss'Taathi
- Oo't'kuuh: Those Hss'Taathi Who are Mated

This sort of thing is terribly confusing to all humans, including the authors, who will continue to use the non-personal "he" as a catch-all pronoun to refer to males and females alike.

As observed in the section on Religion, the Hss'Taathi are oviparous or egg-layers. If fertilized during the winter, a Hss'Taathi female will lay a clutch of 1 to 4 eggs in late spring. The eggs are immediately gathered together and, with care taken to keep them warm, are taken to the Hold's Nest (Oo'Hch'aat) to be incubated by a Oo'soo'sst or Khuihh Brood-Mother. When the eggs begin to hatch in early fall, the Khaariikha casts an Ooscope for each hatchling, then returns them to the Oo'soo'sst to be cared for until they are 3 years of age. At that time, the young are sent to their various castes to be educated. They are accounted youths for another 10 years and do not have the full rights of a member of their caste until their maturity. (See: "The First Hold" for a description of a young Ss'hss'tah.)

The bond between the Hss'Taathi and his Oo'soo'sst is rather difficult to explain. The Brood-Mother is charged with the protection and raising of the hatchlings whose eggs she brooded in the Hold's Nest. The hatchlings experience a form of fixation on the person of the Brood-Mother which is similar to that of baby birds toward the first creature with whom they spend the first 15 to 30 minutes of life. This "mother-fixation" has effects which

persist throughout the life of a Hss'haathi. Whatever "his" rank, a Hss'Taathi regards his Oo'soo'sst as Someone Special. Often, after a long journey, the first person a Hss'Taathi will seek out in the Nest is his Oo'soo'sst. He will tell of his journey and gives "presents" (if he has any of value or interest to give). The joy of the Oo'soo'sst is to see her brood grow Hch'Ska'al (Strong in the Service of Ssk'al).

The Oo'soo'sst is actually the living manifestation of Ssk, the Great Mother of Ssk'al, and the only real references to females in the Hss'Taathi language is made to them. On close analysis of Hss'Taathi society, it will be seen that it is actually a matriarchy run by the "Mothers" who exert subtle influence on their brood. They are the "Wise Old Women" who never intrude openly on the affairs of the Hold but who are listened to intently and respectfully whenever they whisper a suggestion, the real political powers behind the throne. What is most significant, they cannot be influenced by others and act in the interests of their brood -- as does Ssk, whose every thought and action is devoted to her "Egg", Ssk'al Who Waits to Be Born. Often, the "Voice of Ssk'al" (Priest) will consult with his Oo'soo'sst on matters of grave import, as will the Hch'ait Lord.

Just as the Oo'sso'sst is the living manifestation of Ssk, the

1. The Hold of the Ch'aitkhe (roll 1d6)

ROLL	# OF SSUUSTKH*	HCH'AIT	PERSONAL SSLISSI	HOUSEHOLD HSS'AIKH	T'KAH	SS'ISS'KHE	HTLAI	HTIKKH	KHUIHH
1	3	6	10	20	50	125	1	4	200
2	4	8	13	30	65	170	1	5	250
3	5	10	16	40	80	225	1	6	325
4	6	12	19	50	100	280	2	7	410
5	7	15	24	60	120	340	2	9	500
6	9	18	30	75	150	425	2	11	600

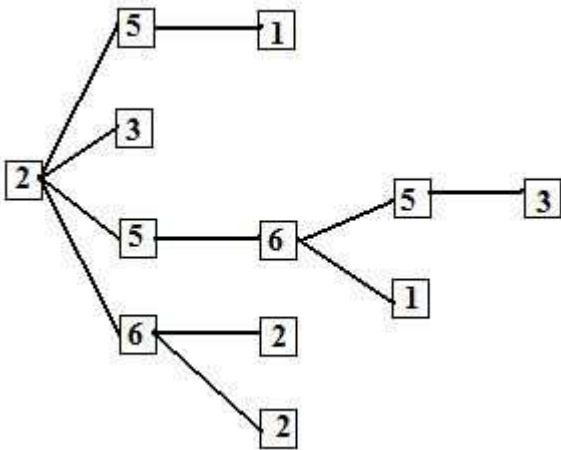
\*or Ss'tais't, as the case may be.

2. The Hold of each Ssuustkh (roll 1d6): as above

1	0*	1	3	6	15	35	0	1	75
2	0*	2	4	10	23	45	0	1	100
3	0*	3	5	13	27	65	1	2	120
4	0*	4	7	17	35	85	1	2	140
5	1	4	8	20	40	105	1	3	165
6	2	5	8	22	50	135	1	3	200

\*a result of 0 Ssuustkh means that this Lord Holder is a Sstais't. On all other results, there is another roll on table 2 to determine the size of additional Holds.

It is recommended that the Game Master keep a "tree diagram" of the society as it evolves, in order to keep the relationships straight: EXAMPLE:



The roll on Table 1 is a 2: thereafter, all rolls are on Table 2, since all remaining Lords Holder were either Ss'tais't or Ssuustkh.

The only Castes which may strive to become Lords Holder are the Hch'ait, Sslissi, Hss'aikh, Htlai and Htikkh. Collectively, these castes are known as the Ss'hss'tah; they are as near as the Hss'Taathi come to the Human notion of Nobility. Sslissi rarely strike for Lord Holder; they are content to seek glory. For a complete discussion on the manner in which power is gained and passed on, see the sections on the VOICE and THE FIRST HOLD.

### Land Area of Holds

To find the land area required to provide a Hold with the necessary food (which takes the form of partially-domesticated or, more correctly, intelligently "managed" wild herds of herbivorous dinosaurs of all types), simply find the total number of Hss'Taathi in the Hold and multiply the total by 1.2 (which accounts for cripples and eggings). Multiply this total x 100 acres to find the total acreage of the holding. There are 640 acres in 1 square mile, so divide by 640 if you want the square mileage as well.

For example, a relatively minor Ch'aitkhe with a mere 3560 souls will have a Hold of 3560 x 1.2 x 100 = 427,200 acres. In square miles, this is 427,200/640 = 670 square miles: No mean area, to say the least.

Hch'ait Lord-Holder is somewhat representative of The First Lord-Holder, Ssk'al. The relationship of all Hss'Taathi to their Clutch-Holder is usually very close (unless he acts in an arbitrary manner inappropriate to a Lord-Under-Ska'al) -- similar but by no means identical to a Father-Son relationship.

### Hss'Taathi Social Organization



he entirety of Hss'Taathi society is organized into Holds. There are large Holds, consisting of thousand of individuals, and there are small Holds, with as few as one Hss'Taathi in them. Any Hss'Taathi who controls a Hold is called a Lord Holder; a Lord Holder with no Lords Holder in his Hold is called a Ss'tais't; a Lord Holder who is not in any other Lord Holder's Hold is a Ch'aitkhe; all others (with some Lords Holder above and some below them in the heirarchy) are Ssuustkh. A Lord Holder in whose Hold an Hss'Taathi is included is that Hss'taathi's Overlord.

To set up an Hss'Taathi society, work from the top down, by referring to the following tables:

### The Hhk'ss'ssah Hunting Group



he basic sub-division of a Hold is the Hhkxss'ssah or "Hunting Group". The Hhk'ss'ssah consists of a Hch'ait, two Sslissi, 3-4 Hss' ikh, 6-8 T'Kah, 15-25 Ss'iss'khe, and 30-50 Khuihh. A Hunting Group may also be led by Htlai or Htikkh, or it may simply be accompanied by a member of one of these castes (50% chance for Htikkh, 25% chance for Htlai).

The Hunting Groups are semi-autonomous, almost "little Holds" in themselves. Characters will all belong to one of these Hunting Groups in order to develop a combined effort. Similarly, the first to desert to a new Lord Holder are those in his own Hunting Group.

The Hunting Groups serve both to patrol the Lord Holder's Lands and to provide early warning of unauthorized intrusion. Their main task, of course, is to hunt and to prevent the herds from wandering onto another Hold and so being lost to the neighbors (finders-keepers on one's own lands). This important task is accomplished by keeping down the predators (a dangerous but exciting task), refreshing salt licks, and driving the herds with scents and horns that simulate the presence of predators.

The members of a Hunting Group camp together, often using a small fortified position on a strategically located rise of land or a small island that has been cleared of predators. Fortifications vary from an earthen wall with a stockade of stout trees to stone forts (towers). Moats are often dug (wet or dry ditches) to further discourage intrusion.

In the field, camps are made in sheltered areas, wherever possible, using thornbush fences if available to discourage predators. A stern watch is kept and the party is always ready to move out if a predator or intelligent enemy seems threatening.

During the day, members of a Hunting Group often split up into several groups for hunts and other duties. Normally the Hch'ait will be with the group containing the best Ss'iss'khe Hunters.

Whenever Hss'Taathi are encountered, it is likely to be in a Hunting Group if they are not at war. For encounters during wartime, see the section on Hss'Taathi military tactics.

### Income



he Hold generates 5 SP/day in general income per member of the Holding or 20 GP/day per 100 members. This is clearly insufficient for many reasons, so Hss'Taathi often attempt to find mines or enter into trade.

Each Hold-member makes the following income per day:

Hch'ait:	10 SP	Htlai:	10 SP
Sslissi:	5 SP	Htikkh:	10 SP
Hss'aikh:	3 SP	Khuihh:	1 SP

T'Kah: 2 SP

This amounts, for the sake of argument, to about 1/3 of the total income. The remaining 2/3 remains in the hands of the Lord Holder, who dispenses it as marks of his personal favor and as rewards for valorous deeds of valuable service. Thus, in the end, all things flow from the Lord, and he maintains his Hold over his followers.

## Towns & Cities



hen Hss'Taathi stay in one area for any length of time they will excavate tunnels in which to live. These tunnel complexes, in the larger Holds, develop into multi-level mazes of interconnecting rooms; but every complex has a few features in common with every other:

**THE BROOD ROOM:** This is typically the deepest room in the complex since that also tends to be the warmest. In this room, all of the eggs of the Hold (and, after hatching, all of the egglings) are kept and cared for by the Khuihh to whom they are entrusted. There will normally be an average of 1 egg for every 10 adults in the Hold; and the size of the Brood Room will reflect the number of eggs (a rule of thumb is 30 square feet per egg/eggling).

The eggs are kept in carefully marked pens, in addition to being painted according to caste, and the Khuihh are constantly in attendance.

**CASTE QUARTERS:** Each caste has a single room where its members sleep: the size of the rooms is determined by the size and importance of the caste. Ss'hss'tah nobility have 300 square feet each; T'kah have 100 square feet each; Ss'iss'khe have 100 square feet each; and Khuihh have 25 square feet each. Each of these rooms usually has a single direct access to the sur-face, plus an access to the Hold Room. These rooms are the topmost rooms in the Hold.

**HOLD ROOM:** This is the "common room" of the Hold. It has 25 square feet for every member of the hold (large Holds often use natural caverns). Meals are usually eaten in the Hold Room; likewise, strategy discussions are often held here. Some of the greatest Hold Rooms are "echo chambers", or rooms so shaped as to provide uncanny amplification to the voices of those within.

**STORAGE:** On the same level as the Hold Rooms are the storage rooms, where weapons, equipment, animals being prepared for slaughter, prisoners, and whatnot are kept. There are as many as needed. Both the Hold Room and the Storage rooms tend to be slightly below the Caste Quarters.

**LORD'S ROOMS:** Below the Hold Rooms are the Lords Rooms. These can be anything from pits containing fierce carnivores to whom the Lord throws Softskins, to treasure rooms, and there is no common design. Magick-using Lords tend to have libraries and/or labs.

In smaller Holds, several of these rooms will often be combined into one. For instance in very small Holds, the only differentiation between Quarters will be on Khuihh-non-Khuihh basis, and the non-Khuihh quarters will sometimes also double as Hold Rooms.

There are no doors within Hss'Taathi tunnel complexes except for those constructed with a view to inner defense. Any areas that must be protected (and these are rare, because there is very little opportunity to use stolen property in the Hold) are guarded by s-shaped passages with guards at both ends. Also, some rooms are only accessible through a very few, specified other rooms (for instance, the Lord's Rooms are usually accessible only by way of the Caste Quarters). Also, the Hss'taathi are past masters of the design of mazes (perhaps unintentionally; it may be that their tunnels merely seem mazelike to humans) in which the unwary or ignorant can easily become lost.

Hss'Taathi tunnel complexes will always have several, in some cases dozens, of escape/sally routes. In large Holds (which may sprawl for miles to begin with), some of these extensions may surface ten miles from the main entrance. These exits are uncannily well disguised (they are often not completed for the last few feet until the need arises).

The typical Hss'Taathi tunnel is wide enough for four Sslissi to walk abreast (about 12-15') and tall enough for those same Sslissi (10'-15'). Rooms are taller, in general, to allow for the vaulting supports for the roof which are typically used; rooms tend to be about 1/2 as tall as they are wide at the widest point (except in extreme cases, which can be viewed as several separate rooms with very wide doors between them). In large, wealthy Holds, the walls are often faced with stone (often carved); in all Holds the frequently-used passages are well-lit, either by phosphorescent rock or lamps. Human-style tapestries are much valued --especially since few Hss'Taathi can fashion them.

The entire population of the Hold is very seldom within the Hold proper at any one time. During good weather, it is seldom the case that more than 1/4 of the membership of the Hold will be present at any given time. During time of war, however, the Hold members will base them-selves in the Hold, so as to have a safe place to sleep and rear after raids. The multiplicity of escape/sally tunnels makes besieging a tunnel complex a phenomenally difficult task; usually, the best that can be accomplished is a protracted raid on a Hold, driving off or stealing most of the herds while forcing the patrols to keep a low profile. Storming a Hold is nearly impossible: the defender holds all the cards.

In our own world, there are some places where humans have successfully won areas from the Hss'Taathi and decimated their number; however, even in these areas, small numbers of Hss'Taathi still cling to the Holds. Often, the Hold tunnels that a group of Hss'Taathi occupy was built for ten or a hundred times as many as

occupy it now, which means that large sections are in disrepair and have often been turned into dens for various wild animals or renegade/solitary monster-types. In some of the battles, entire Holds were wiped out almost to the last Khuihh, so that those who returned to the Hold Tunnels often did not know their own way around through the mazelike passages. But even here, they will cling to the old ways, raiding human/softskin travellers and retreating to their Hold tunnels, and they must, in some cases, be rooted out by expeditions of brave knights. These were, then, the origins of many "dungeons".

In peacetime, the entrance to the Hold is the scene of an active community life: it is near the Hold entrance that whatever buildings the Hss'Taathi build will be erected; also the pens for the beasts, the dyers' vats, the merchants' stalls, and all the other minutiae of peacetime life.

## The Fighting Castes



ward mobility is eminently possible within the fighting castes, as every Fighter is carrying the Hch'Kaasst of a Lord Holder in his pack. It's all a question of how one maneuvers things to come out on top. If one is born within a Fighting caste, rising from T'Kah to Hch'ait Lord is not counted a change of caste, merely promotion (with profound ramifications for one's experience bonuses).

Experience is obtained for defeating enemies, as outlined in Chivalry & Sorcery. However, there being no fair damsels to escort (Hss'Taathi don't go in for that kind of thing!), the same experience is gained for the chosen five who escort a new Htlaii Ssk'al'stah "Voice" on his many journeys to enchant his Focus, or those chosen for the Nineteen, the personal guard or Hch'Vaath of the Lord Holder.

Every Challenge for Hold brings experience as in War (use the Mass Battle Algorithm in Swords & Sorcery to determine the personal fortunes of each character). The Victorious Lord Holder receives experience as he would in winning a major battle.

The Fighting Castes are a glory-seeking lot who live for adventure and combat; thus they are always clamouring for "leave" to accompany a likely-looking Mage or a band of Merchant Khuihh on an expedition into the hinterland.

In short, if a player is of the "hack-and-slash" school of role-playing, the Fighting Castes are just what the doctor ordered. Similarly, the budding "politicians" in the playing group will love the intrigues as they "go for Power".

## Fighting Mounts



he Hss'Taathi employ a number of excellent fighting mounts, some of which are strictly limited for the use of the highest-ranking nobles.

**HCH'SS'AH:** This class of specially bred dinosaur is restricted to the Hch'Ait, Sslissi, and Hss'aikh castes. These creatures are fondly referred to as the Hch'ss'ah or "Warriors' Friends", with good reason. The Hch'ss'ah are ridden only by the Great in the Land and those in their personal favor; there are two types:

**K'HAASST:** The War Lizard is a carnivorous, quadrupedal dinosaur with a massive body, long tail and a large, dangerously toothy mouth. K'Haasst are ridden only by Lords Holder, Hch'ait, and the chosen Nineteen of the Lord Holder's Hch'Vaath. The K'Haasst are fearsome in combat, though not as fast-moving as horses. In melee combat, their movements (per turn of meleé) are:

Walking : 60'                      Galloping: 140'

Trotting: 90'                      Charging : 180'

The K'Haasst have been bred since time immemorial as war mounts. They have the same basic divisions in quality as warhorses (average, superior, great), but there has never been a truly GREAT K'HAASST. The specifications are:

Body:	Fatigue:
Average = 40 + 2d6	Average = 10 + 1d10
Superior = 45 + 3d6	Superior = 12 + 3d6
Great = 45 + 4d6	Great = 15 + 4d6
Average = T'Haasst; see below.	

The class of mount is determined as for C&S Warhorses, but at increased costs as per the price adjustments in the Industry & Commerce section of these rules.

Armour : C&S Class 3 + metal and leather barding = class 10.

Weapons\*: +25% 4WDF MMC Medium Claws (2 1/2) +1 claw  
+25% 3WDF MLB Large Fangs (4)

Dodge: -15% only.

Weight: 4000 dr. (pounds) Dimensions: l = 15'; H = 7'.

\*These natural weapons are usable against unmounted figures and monsters

T'HAASST: A lighter version of the K'Haasst, this beast runs about

3000 dr. (pounds) and moves at 200' in the gallop and 240' in the charge (per melee round). It is usually only armoured in leather, at best, giving it AC 5 or 6. Otherwise, it is exactly the same as the K'Haasst, with 3WDF MMC Claws and 2WDF MLB Fangs. Body = average K'Haasst.

The T'Haasst is more commonly taken on a journey than is the K'Haasst, for it is speedier when speed is essential. It is also used in the hunt and for herding "domesticated" herds, thus its name.

THA'SSK'AL'SSA: The "Thunder of Ssk'al" are nothing more than the Triceratopsians bred and trained for war by the Hss'Taathi. The value of these primeval "armoured fighting vehicles" cannot be described, for the only way to acquire them is to capture a youngster from the protection of its highly excitable herd-mates.

The Triceratops weighs 10 tons and is capable of speeds equal to a heavy warhorse. By inclination, it is a belligerent beast; tending to charge anything which seems unfriendly: unlike most war mounts, the problem with Triceratops is not training it to attack, but rather training it to attack only on command. Each Triceratops is usually cared for by its crew and handler, who become very familiar with the beast! it is trained to allow itself to be led while blindfolded. The blindfold is removed only when the beast is pastured, or when the beast is positioned on a battlefield so that the first sight it sees will be the target the handler wishes it to charge. In game terms: the Triceratops has AC 12 on the head, AC 3 everywhere else: it may carry up to six Ssmaragdae in a howdah on its back in addition to the handler, who sits between the bony head frill and the howdah; while blindfolded, the handler is dismounted and guides the Triceratops by gentle tugs on a rope around the creature's front (smallest) horn. Preparing the Triceratops to charge takes two turns: one to mount and one to remove the blindfold. Thereafter, there is a 5/6 chance each turn that the Triceratops will charge anything that moves within 400' of the Triceratops, if it is within a 30° frontal arc. If the Triceratops does not charge, there is a 25% chance that it will turn 45° (roll for left or right) in a search for the target. When it sees a target, it will charge. Note that the Triceratops does not care who the target is.

The handler may attempt at any time to replace the blindfold. If the Triceratops is standing still, there is a 70% chance of replacing the blindfold; if the Triceratops is turning, there is a 50% chance; if the Triceratops has begun his charge, there is a percentage chance equal to the Handler's dexterity of replacing the blindfold x 1/2 d6.

After a Triceratops has completed a charge, it will stop and turn around, facing the way it came. It will, at this time, attempt to gore or trample anyone within 50'; at the same time, it will bellow in an attempt to find the rest of the herd. If it hears an answering bellow (from a recognized source -- usually a horn to which it has been trained -- and not just another random Triceratops) it will then move at a trot towards the sound. It will still attempt to gore anyone in the way, but it will not stop to melee, nor will it charge again. When it arrives back at the "herd" (or wherever the answering bellow came from -- often, a large pit or corral has been constructed just to recover the Triceratops!), it will once again stop, and will begin to peer around once more for targets which need charging.

K'SSS'SAHH: This domesticated Yaleosaurus is one of the preferred mounts for journeying and hunting. Bred by the Ss'iss'khe Hunter caste, it is a particularly nasty customer both in battle and on the hunt or a journey whenever it and its rider are attacked. The amazing thing is that the Yaleosaurus so raised "from the egg" are incredibly gentle with their masters. It is said that one could put a K'sss'sahh in the Brood Room and it would starve before it would touch any of the hatchlings or the eggs: Characteristics: exactly as given for the Yaleosaurus in the Dinosaur section. The 2000 dr. (pound) variety is the one preferred by the nobility. The Ss'iss'khe always choose the lighter version because of its greater speed. In war, however, the "gentle" mount becomes sheer ravaging horror to its enemies.

## The First Hold

An Hch'ait noble is not born with a Hold, and does not become a Lord Holder until he wins a Hold by First Challenge.

Until such time as he wins a Hold, a young Ss'hss'tah is part of the Hold of the Lord Holder in whose Hold he was hatched. This particular Lord Holder is the young Sss'hss'tah Clutch Holder, and the relationship between a young Ss'hss'tah and his Clutch Holder is a very special one. The Clutch Holder protects, supports, and educates the young Ss'hss'tah, in a way very similar to the "nourishment" of a human knight; however, the Clutch Holder is even more: since the young Ss'hss'tah has no family, the Clutch Holder is also the Ss'hss'tah's family. Feelings between the two are likely to be deep and strongly held affection and respect.

When the young Ss'hss'tah feels that he is fully prepared for Lord Holding (usually after consultation with friends, advisors, tutors, and his Clutch Holder) he presents himself to his Clutch Holder's Voice and formally Challenges his Clutch Holder. This is a formal Challenge for Hold, with all that implies. Only experience level 6+ Hch'ait may make first challenge.

Of course, it is usually the case that the "fix" is in -- during the time immediately before battle is joined, a few lesser members of the Clutch Holder's Hold desert to the young Ss'hss'tah, where they will be major members of a minor Hold, rather than minor members of a major Hold (this is often accomplished with the full knowledge and connivance of the Clutch Holder: it is, after all, in his interests to retain a well-trained Sss'hss'tah as a loyal

member of his Hold -- and besides, there are always those in any Hold who are disaffected and waiting for an opportunity to desert, regardless of the size of the Challenger's Hold); after the desertions, the young Lord Holder will often ground to his Clutch Holder and accept a position as a Lord in the Clutch Holder's Hold.

In some cases, though, it happens that a majority of the Clutch Holder's Hold will desert to the young Ss'hss'tah (this is highly uncommon in Holds which have Lord Holders subordinate to them, but it is fairly common in those Holds which have no subordinate Holdings); in this case, the young Sss'hss'tah is in somewhat of a dilemma. Depending on his feelings towards his Clutch Holder, the young Sss'hss'tah may carry through with the Challenge (which may also be prearranged if the Clutch Holder is old and losing his capacities and simply wishes to relinquish the reins of power) or he might concede to the Clutch Holder (as in the case of a young Ss'hss'tah who wishes to maintain the good graces of a strong, eloquent, or well-connected Clutch Holder while unobtrusively controlling the true power of the Hold -- note, though, that this procedure does not confer as much status on the members of the Hold -- an unhappy Hold member is a deserter at the next Challenge). Also, if a young Ss'hss'tah successfully Challenges his Clutch Holder he can count on the defeated Clutch Holder deserting at next opportunity.

In some sad cases, it happens that there are no desertions to the Challenger's side during a First Challenge. A Ss'hss'tah must be a truly poor example of Hss'Taathi-hood for such an occurrence to happen (or else be cursed with a Clutch Holder who is so magnificent) as to make the Challenger seem totally insignificant by comparison, but it does happen. When it does, the Ss'hss'tah still becomes a Lord Holder, but his Hold is very small, consisting, as it does, of himself alone. Perhaps later this "Lord Holder" can increase the size of his Hold....

But once a Lord Holder, one is Hch'ait, a Lord indeed!

The size of a newly-beginning Hch'ait noble's First Hold can quickly determined in the following manner:

First, compare the Clutch Holder's alignment with the young Hch'ait's alignment; if they are within 3 points of one another, the Alignment Factor = +1; if they are not within 3, but are within 7, the AF = 0; if they are more than 7 apart, but less than 17, AF = -1; if they are 17, 18, or 19 apart, the AF = -2.

Roll 1d10 and add or subtract the AF: consult the following table:

DESERTERS TO CHALLENGE

ROLL	SSLISSI	HSS'AIKH	T'KAH	SS'ISS'KHE	SS'ISS'KHE
-1 or less	0	0	0	0	0
0	0	0	1	1	3
1	0	1	1	2	6
2	0	1	1	3	9
3	1	1	2	5	12
4	1	1	2	7	15
5	1	2	3	9	18
6	1	2	4	11	21
7	1	2	5	13	24
8	2	3	6	15	28
9	2	3	8	18	33
10	2	4	10	21	40
11	3	5	12	25	50

Roll for each caste (5 rolls total), +1 on the 1d10 per 4 points of Charisma in excess of the Clutch Holder; or -1 per 4 points of Charisma the Clutch Holder is higher than the Challenger's Charisma.

If a roll results in more than 50% of the Clutch Holder's Hold deserting, roll one more time (disregarding results of -1 or 0) and take the lesser roll.

A young Hch'ait can increase his chances by spending cash: for every 2000 SP he spends in discrete bribes, he may increase his roll by +1 (this may be done ONLY if the AF is not positive).

This table is used only for determining the outcome of the desertions of a First Challenge. For desertions due to regular Challenges, follow the algorithm below.

## Challenge for Hold

A "Challenge for Hold" is conducted in the following manner:

1. Calculate the Military Strength of the Holds involved.

Each Hold will have forces in the following strengths, expressed as a percentage of each class and as strength points per 20 "men"; see the warfare section for troop values.

2. Then figure which members of the Holds desert to the other Hold.

For each Hss'Taathi in the Hold being challenged (or for conveniently-sized groups of un-important members), the Challenger attempts to roll his Charisma or less on 1d20 (with a 19 or 20 counting as failure to do so); if he successfully rolls equal to or less than his Charisma, then there is a chance that the Hss'Taathi being influenced will desert. If the challenged Lord Holder cannot duplicate the challenger's feat by rolling less than or equal to his own Charisma, then the influenced Hss'Taathi does desert.

After all Hss'Taathi in the challenged Hold have been rolled for, the challenged Lord Holder repeats the process, this time attempting to tempt the challenger's followers away, with the Challenger attempting to prevent it. (Note that the opposing Lord Holder is not actually present to attempt to prevent his followers from leaving: he is in the other Hold talking with the other Lord



Holder's Hss'Taathi.) The "prevention roll" is meant to reflect the tempted Hold Member's memory of his (perhaps-to-be-former) Lord Holder, as compared to the new one.

**BRIBES:** Before the Challenge starts (but after it is announced), each Lord Holder should write down whatever bribes he is willing to pay to members of his own Hold to retain them. These bribes are entrusted to the Voice and are paid out only to match bribes from the opposing Lord Holder (since such bribes pass through the Voice) when such bribes are offered. Matching a Lord Holder's bribe will cancel its effect (and leave the bribed Hss'Taathi much richer). If a Lord Holder wishes to increase the loyalty of his members, he may give them a bonus (bribe) before the other Lord Holder arrives: but he then has spent the money whether the opposing Lord Holder attempt to bribe the recipient or not.

A Lord Holder can carry as much cash as he wishes to the opposing Hold when he goes to seek desertions, and he may distribute it as he wishes, on a case-by-case basis, Mechanics of Bribery: When a Lord Holder give a Hss'Taathi five times his point value in silver pieces, his (the briber's) Charisma increases by one point in the eyes of the bribed Hss'Taathi. Equal, opposing bribes cancel each other out.

The recent past: if, within the past two months, the Lord Holder has been particularly heroic or extraordinarily generous, the referee may rule that the Lord Holder has a higher than usual Charisma due to glory. This should be reserved for truly remarkable accomplishments, and should never result in more than +2 to Charisma in any event. (Note that the same is true of uncommonly blatant cowardice or miserliness.)

The Size Modifier: If one Hold is substantially larger than another, that Lord Holder has a Size Modifier of +1 applied to his Charisma with all of the members of his Hold except for a group of Hold members numbering 1/2 his Charisma (it is assumed that a Lord Holder with a large Hold would devote some time to remaining as close as possible to the more important members of his Hold).

3. After all desertions have been figured, recompute the Strength of the two Holds.

Then, use the Strategic Warfare Procedure in Swords & Sorcerers (page 76-77) to determine the winner of the Challenge. No Strategic Advantages/Disadvantages apply. Ignore the casualty results: they only applicable result is who holds the field. The side which holds the field is the side which wins the Challenge, such "battles" are in "mock" form.

If the field is contested, the two sides have fought to exhaustion. The next day, repeat the entire procedure: however, if one side is less than 2/3 the size of the other, the Lord Holder of the smaller side gains +1 to his Charisma for the next day's Desertions only. Repeat the procedure until one side or the other is victorious.

This type of Challenge determines the pecking order of Hss'Taathi society. It is a highly ritualized Challenge, more implied than real, though there are real roots, which may be re-sorted to if the ritual fails.

If the Voices determine that a Challenge for Hold has been delivered, they report such to their respective Masters. The Sss'hss'tah Masters and their allies (including, mostly, subordinate Holders -- lateral allies must be true allies indeed to risk their independence for one who cannot command it by law) will then meet in a designated place, at a set time (usually within a week), and fight a mock battle. In this battle, beasts are muzzled, nails are capped, and weapons blunted or guarded; magick is limited to non-damaging spells. Immediately before battle is joined, the two primary antagonists each spend several hours in the "enemy" camp, attempting, by boast, bluster, or bribe, to get members of the "enemy" camp to desert to the opposing side. A rich Sss'hss'tah can buy an opponent's holding out from under him; a Sss'hss'tah with high Charisma can talk them over by sheer force of personality.

After the various desertions have taken place, there is the final statement of Challenge.

If the Challenger issues this final statement (it might be withdrawn if desertions drastically change the odds) and the Challenged Sss'hss'tah refuses to ground to the Challenger (thus indicating his acceptance of his place as one of the Challenger's Hold) then the combat commences. It ends when all members of one side or another have grounded to the other side, as a result of being bested in combat; or when, if the battle drags on one side or the other concedes.

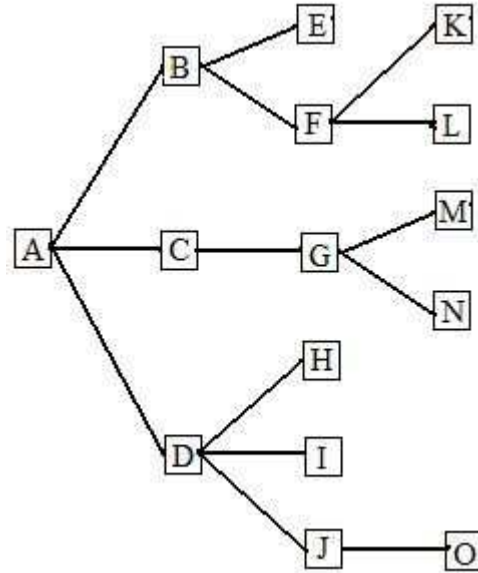
Note, though, that a Sss'hss'tah's Hold is not lost as a result of this Challenge. It is merely transferred, part and parcel, into the winner's Hold, and becomes a part of that Hold. The losing Sss'hss'tah maintains his same status with regard to his personal Hold as before; he is simply now considered a subordinate to the winner.

There are certain restrictions on Challenge for Hold. First and most obvious is that it cannot occur between a subordinate and his Lord Holder, since a subordinate is part of his Lord Holder's Hold and may be commanded to assist in the Challenge (though he can desert when the time comes, and fight against his former Lord Holder). Likewise, it is pointless for a Lord Holder to Challenge for Hold his subordinates, since no change could come about as a result.

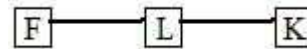
Also, Challenges for Hold among Sss'hss'tah of different Lords is usually a matter in which one should carefully consult one's Lord Holder; though there is no prohibition against such challenges, there is always the possibility that the Challenged Sss'hss'tah's Lord Holder will declare himself an Ally of the Challenged Sss'hss'tah....

Challenges for Hold between two Sss'hss'tah subordinate to the same Lord Holder is the most common state of affairs, then. This type of challenge is followed closely in popularity by the Open Challenge: this is a Challenge for Hold conducted by the immediate subordinates of a recently deceased Lord Holder for the right to be Lord Holder. It is conducted exactly as other Challenges, except there may be any number of sides (and, therefore, a great deal of confusion).

An example of advancement by Challenge: consider a Lord Holder whose Hold can be diagrammed like this:

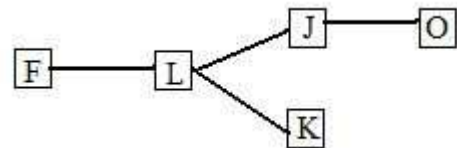


Sss'hss'tah L is ambitious, but it's peacetime, and it looks like F will live forever. So, L challenges K and bribes most of K's hold away from him. Then, when the challenge is resolved, L wins, and the situation becomes:

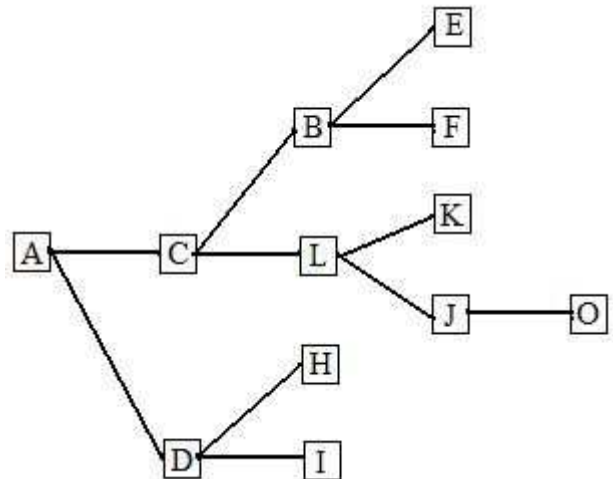


L is now much more powerful than before since he holds K in addition to his own Holds.

L could now Challenge, for instance, J. Assuming he won such a challenge, the situation would be:



L is now a power to be reckoned with. But how can he get out from under F? Assume L approaches C with a deal. If C challenges B, L will desert to C and become part of C's Hold. If this works, the final picture will be:



Note that L has successfully moved up in the heirarchy: by successfully challenging B, he could even gain F, his former Lord Holder, as part of his Hold. Note also that the other branches of the above tree are as unlikely to be as pliant as pictured in this

example: there would be other irons on the fire, not to mention newly grown Sss'hss'tah starting off, which would complicate L's life no end...

Note that there is NO stigma whatsoever associated with deserting one's Lord Holder at time of Challenge. In Hss'Taathi society, it is considered a failing of the Lord Holder if he cannot keep his Hold together in the face of outside Challenges.

Note also that many one-sided Challenges are decided as soon as the Challenge is issued; the weaker side recognizes that it hasn't a chance and immediately grounds.

And, finally, remember that, in all of the above examples, where interaction between two Sss'hss'tah is mentioned, it is taken for granted that the reader understands that that interaction took place through the Voices of the involved Sss'hss'tah. (See the Ssk'al'stah "Voices" for details.)

## Challenge of Death

**W**hen a Sss'hss'tah has been grievously wronged by another Sss'hss'tah (or a member of that Sss'hss'tah's Hold -- the two are interchangeable) then he might gain the permission of his Lord Holder to issue a Challenge to Death against the offending Sss'hss'tah. If the offended one and the offender are of equivalent rank, the Lord Holder will clear the challenge with the Lord Holder of the offender (if they are not the same person, as is often the case) and will, if the offended Sss'hss'tah has a valid complaint permit the Challenge.

A Challenge to Death is resolved in one of 4 ways:

1. The two Sss'hss'tah meet and fight a duel to the death (which usually ends with one or the other incapacitated and unable to fight, and a prisoner of the victor. The victor thenceforward owns the vanquished and any Holdings).
2. The Challenged Sss'hss'tah names a Champion, who fights for him. In this case, the Challenger understands that that interaction took place through the Voices of the victorious Sss'hss'tah, and a part of his Hold. Such champions are always Ssliissi or Hch'ait.
3. The Challenged Sss'hss'tah pays restitution to the Challenger. In cases which involve a lesser member of the Challenged Hold and a Major member of the challenging Hold, restitution usually consists of handing over the guilty party. When non-major equals are involved, a cash payment often suffices, though sometimes evidence of punishment is demanded. If a Major member of a Challenged Hold is guilty of transgressions against a minor member of the Challenging Hold, cash payment always settles the matter. Note that "goods" can be substituted for "cash"; a good slave might be more useful than cash on campaign.
4. The Challenged Sss'hss'tah refuses to recognize the Challenge. This always leads to bad feelings, and if the Challenger is strong enough, open warfare. Note that a Challenged Sss'hss'tah with enough powerful friends can usually take this path against weaker Challengers: likewise, he can demand option #1 if he is personally powerful enough, and invoke it continually against weak Holders until they finally refuse him and he can use option #4. The Challenge to Death system causes a lot of internal politicking.

## Inheritance

**W**hen a Hss'Taathi dies and makes it clear before he died that he wished to have his personal property divided in a certain way, his wishes are usual\* followed, especially if there is a consensus of respect for both the dead Hss'Taathi and his inheritor. If he dies without having expressed a preference of heirs, others of his caste may issue a "Challenge" for his property.

Only personal property may be so "willed" to a beneficiary. Social rank is won. Thus, a Lord-Holder could not bequeath his Holding to a favorite; such matters have to be settled by a challenge.

## Industry & Prices

**H**ss'Taathi are carnivorous/insectivorous folk, and they eat mainly game and fish. There are also several species of beetles which they consider delicacies, but these are rare, and, at any rate, seldom travel beyond the Hss'Taathi who finds them.

Hss'Taathi spend most of their time hunting, fishing, and foraging. They are quite adroit on land, but are awkward though sturdy swimmers. If there is a water source nearby, they will gladly spend time wading in shallow water with fish-spears or seines or in deeper water fishing with pole and line. The Ss'iss'ke Hunters are fully the equals of any human or Elven Foresters, and they often use domesticated dromeosaurs (Ss'iss'Kasst) in a manner similar to hunting dogs.

Often, a great Lord-Holder will have a herd of ceratopsians (Aah'Kasst) for food animals; very great Lords-Holder may have a few brontosauri (Hch'aah'Kasst).

Precious metals amongst the Hss'Taathi are gold, silver, and copper, just as with the Kindred Races. For simplicity's sake,

assume the same system of coinage prevails in Hss'Taathi society as in Human/Dwarvish/Goblin/etc., society. Players are free, of course, to make up whatever rates of exchange they wish, as many products have a different value amongst the Hss'Taathi than in more familiar societies.

As a general guideline to everyday prices, it should be remembered that the Hss'Taathi are a mining race as well as a hunting race. This implies more precious metals in circulation, which makes money somewhat deflated in value and raises prices. It also implies more gems --especially Emeralds, which are highly prized by the Hss'Taathi -- as well as most metals and minerals.

In addition to mining, the Hss'Taathi are woodsmen with vast ranges. However, most plants haven't nearly the importance to the carnivorous Hss'Taathi as they would to an omnivorous race like humans.

The following modifiers may therefore be applied to prices in Hss'Taathi society:

<u>Class of Item</u>	<u>Price Multiplier</u>
Metals/Gems	x 1.0
Woods	x 0.75
Liquids	x 1.0
Essences	x 0.9
Bones	x 0.75
Skins, Leathers, Tissues	x 0.6
Organics	x 2.0
Clothing	x 1.75
Non-Leather Armour	x 2.0
All Weapons	x 2.0
"Dungeon Equipment"	x 1.0
All Manufactured Items	x 2.0

It should be noted that "craftsmen" are decidedly rarer amongst the Hss'Taathi than in the Kindred Races because few saurians have the manual dexterity to perform operations requiring high degrees of skill. Consequently, the cost of "manufactured" items tends to be much higher not only because of the greater amounts of gold and silver in Hss'Taathi society, but also because the goods are harder to come by.

Hss'Taathi keep their wealth in the form of precious metals and jewelry. What they do not carry with them is stored in the Hold's Nest in (usually) a great strongbox in the Lord-Holder's vaults. It is the Hss'Taathi's right to have his valuables any time he desires them; and woe betide the Lord-Holder who either refuses or is unable to provide a Hss'Taathi with his protected wealth. Indeed, there have been instances in which entire Holds have deserted with a member who has been welched upon, so as to have communal revenge upon an incontinent Lord-Holder.

## Merchants & Trade: Stah'Khuihh

**T**he activity that humans refer to as "commerce" is handled in a very peculiar manner by the Hss'Taathi. The insular Hold system would tend to discourage trade without the adoption of extraordinary methods, yet the Hss'Taathi have a system of trading which works quite well.

All traders are Khuihh by birth. Any Khuihh with an Intelligence of 12 and a Bardic Voice of 12 can become a Stah'Khuihh upon appointment by his Lord-Holder, and is thereafter a sort of "licensed free trader" recognized by all Holds. The Stah'Khuihh is tattooed with the mark of the Hold and has free access to all Holds (except when his Hold is at war with the other), where he is given protection and shelter for himself and his trade goods.

Stah'Khuihh are, in many ways, the most free of all the Hss'Taathi because of their right to go wherever they want "on the business of the Hold". They are almost universally despised by the Warrior castes for their devotion to profit rather than to the pursuit of glory; yet the merchants are necessary, and even the most caste conscious Hch'ait will always allow the Stah'Khuihh into his Hold entrance to peddle their wares.

Stah'Khuihh are expected to return all of the profits they make to the Lords-Holder. In practice, this means that between 50% and 75% of the profits end up in the Lord-Holder's treasure chests; the remainder is kept back by the merchant. Indeed, there seems to be a definite conspiracy amongst the Stah'Khuihh of all the Holds to keep the intricacies of their business dealings a mystifying secret to their Masters. In the "trade", as it is said by the Stah'Khuihh, one is entitled to a "small" return for his efforts on behalf of his "betters". It has been known for Stah'Khuihh to become surprisingly wealthy by a combination of wise investment, sharp trading, double-bookkeeping, and lax supervision of the part of their Lords-Holder. This fact is not lost on some Lords-Holder, but because of the prohibition against tampering with the personal possessions of any Hold-member they are unable to do much to correct the situation.

Most Stah'Khuihh have no political influence and are barred from any political power whatsoever. Few are rich enough to do any successful bribery, and meddling in the power structure of a Hold is grounds for summary execution by the offended Ss'hss'tah. They

are, after all, only Khuihh, and an excuse to kill them is often jumped upon as a method of seizing their wealth. However, high-handed measures are also Naa'Ssk'al (Odorous to Ssk'al), so the much despised merchants in fact enjoy considerable protection from abuse. Indeed, a Lord-Holder will often privately value the income from trade so much that he will even command some of his T'Kah to escort successful Stah'Khuihh to ensure that valuable trade goods (and the profit therefrom) will pass safely through dangerous lands. This kind of protection costs, however -- usually 10% to 15% of the value of the goods, paid in full "up front". For this reason, some Stah'Khuihh have taken to bending together for long trips into a kind of travelling fair. It is not unknown for them even to hire Soft Ones as guards -- both as protection and for their value as curiosities to attract attention to their wares.

Often associated with the Stah'Khuihh are the Nss'a'Khuihh or Thieves. The Nss'a'Khuihh are in fact members of the merchant sub-caste who turn a little side profit for their partners by outright theft. They often pose as assistants and hide amongst the legitimate members of a Stah'Khuihh party. The most intelligent and verbal of the Nss'a'Khuihh also conduct legitimate trade with considerable ability (treat as Stah'Khuihh).

Thieves are regarded with considerable distaste by the Hss'Taathi in general (though they often become popular "heroes" amongst the Khuihh, who secretly enjoy the discomfiture of their "noble" Lords). Theft within the Hold is regarded as a very grave offense, and is punished by 10d6 lashes (each stroke delivering a point of damage to the body). However, Hold-members regard thievery from other Holds or from the Soft Ones as a "reasonable" way of turning a profit. It is not so regarded by the members of the other Holds, who exact 10d6 lashes in punishment and ban the offender from the Hold forever, if he survives. If, however, such a Thief manages to "sell" the stolen goods, usually to an accomplice who is deemed to have bought them in good faith, the original owner can only recover the stolen goods by paying the new (and legitimate) owner 1/2 their fair market value. Clearly, the trick is to steal the goods, hand them over to a Stah'Khuihh accomplice, and get out of the stranger's Hold before being caught. In one's own Hold, on the other hand, the Thief must restore the goods or their maximum value to the original owner if he wishes to stay living.

## Haggling & Prices

**P**recious metals amongst the Hss'Taathi are gold, silver and copper, just as with the Kindred Races. For the sake of maintaining simplicity, assume the same system of coinage prevails in Hss'Taathi society as in Human/Dwarvish/Goblin/etc., societies.

As a general guideline to everyday prices, it should be remembered that the Hss'Taathi are a mining race as well as a hunting race. This implies a somewhat larger supply of precious metals, which makes coins worth less than in human society, and prices are higher as a consequence. The following modifiers may therefore be applied to prices in Hss'Taathi markets:

Type of Item	Price Multiplier	Profit Level	Maximum Price
Metals/Gems	x 1.0	x 0.6	x 1.5
Emeralds	x 1.5	x 0.6	x 2.0
Woods	x 0.75	x 0.5	x 1.0
Liquids	x 1.0	x 0.6	x 1.5
Essences	x 0.9	x 0.5	x 1.4
Bones	x 0.75	x 0.5	x 1.25
Skins/Leathers/Tissues	x 0.6	x 0.4	x 1.0
Organics	x 2.0	x 1.5	x 2.5
Clothing	x 1.75	x 1.25	x 2.25
Non-Leather Armour	x 2.0	x 1.5	x 2.5
All Weapons	x 2.0	x 1.5	x 2.5
Manufactured Items	x 2.0	x 1.5	x 2.5
Food	x 0.75	x 0.25	x 1.0
Delicacies	x 3.0	x 0.25	x 4.0
Grain/Fodder	x 0.5	x 0.25	x 0.75
"Dungeon Equipment"	x 1.0	x 0.25	x 1.5
Other (also wages)	x 1.0	x 0.6	x 1.5

For example, suppose an item of non-leather (metal) armour cost 10 GP, as given in C&S. In a Hss'Taathi society, it would be normally priced at 20 GP (10 GP x Price Multiplier 2.0). The Profit Level indicates the minimum price required for the maker to break even: here it is 10 GP x 1.5 = 15 GP, yielding an average profit of 5 GP. The Maximum Price is the highest price that an item could be sold at without being regarded as exorbitant: here it is 10 GP x 2.5 = 25 GP, which could yield a profit of 10 GP.

The price of an item is established by "haggling". Haggling is determined in the following manner:

1. Add the Bardic Voice + Intelligence of the Seller + 1% per experience level (+3% per experience level if the Seller is a Stah'Khuihh). This is "Persuasive Power".
2. Add the Bardic Voice + Wisdom of the Purchase + 1% per experience level (+2% per experience level if the Purchaser is a Stah'Khuihh). This is "Sales Resistance".
3. Subtract the Sales Resistance from the Persuasive Power. The result is given as a percentage to be added or subtracted from the standard C&S price multiplier in order to determine the agreed price.

For example, a Stah'Khuihh with BV 14 and Intelligence 15 at experience level 6 offers an item at 2.0 x C&S base price. He has Persuasive Power of +47%, so the price is initially set at C&S price x 2.47. The Purchaser is a Hch'ait with BV 17 and Intelligence 13 at experience level 13, giving him Sales Resistance of -43%. The agreed price is therefore 2.47 - 0.43 = 2.05 x C&S

price. The Stah'Khuihh could safely pocket the 0.05 excess profit as personal income without arousing the suspicions of his Lord-Holder.

A Stah'Khuihh could attempt to raise the price beyond the maximum considered to be "reason-able". Suppose he had a BV 14, Intelligence 15, and experience level 14 = +0.71 added to the base price. Suppose that the base price was 2.0, the maximum price was 2.5 and the asking price is 2.71 x CO price. Given the same Purchaser, the price would be haggled down to 2.71 - 0.43 = 2.28 x C&S price. However, the Purchaser has a 43% chance (equal to his Sales Resistance) of resisting the price. If he succeeds, he lowers the price by subtracting his Sales Resistance from the maximum price or 2.5 - 0.43 = 2.07 x CO price, If he fails, he pays the 2.20 x C&S price.

Truly cutthroat bargaining occurs between Stah'Khuihh, who know the real profit margins involved. In this case, the starting price is the Profit Level. Suppose the profit level is 1.5. Our Stah'Khuihh adds +47% to the price, yielding an asking price of 1.97 x C&S price. However, he is facing a tough opponent with BV 16, Intelligence 16, and experience level 14 = Sales Resistance of -60%. If the Seller wants a sale, he either sells at 1.37 x C&S price or he rolls 47 or less on 1d100. If he is successful, he may add 1/2 of his persuasive power to the price, giving a final price of 1.37 + 0.23 = 1.6 x CO price. It's not much, but at least there is some profit in it.

Where Stah'Khuihh really make profits is by dealing with human suppliers at the going price (basic C&S price, that is) + 8d6%. Everybody else assumes that he is paying at least the standard cost, so he makes an initial profit equal to the difference between his actual cost and the Profit Level. For example, if he meets a human with metal armour at C&S price 20 GP, he pays 20 GP + 8d6%. Suppose his added cost is 24%, giving a cost of 24.8 GP. His personal profit (which goes into his pockets) is 20 x 1.5 = 30 - 24.8 = 5.2 GP. This sort of wholesaling can turn a pretty penny for both the human and the Stah'Khuihh.

Stah'Khuihh are expected to make a profit equal to the C&S Price Multiplier - Profit Level cost of the goods. Woe betide the merchant who does not meet his quotas, for the Lord-Holder may suspect he is cheating on the accounting! In such cases, the Stah'Khuihh will request an interview with the Ssk'al'stah ("Voice of Ssk'al"), in which he will Ahh'Stah'Oo'Ssk'al or "Swear by The Egg" that he has not given a false accounting. Then he will go to the Khaariikka and have his Omens told: if he is telling the truth, the Khaariikka will find it is so; if not (he is "holding out" profits), 1d100 are rolled, with a 0-33% chance that the lie is detected. Such a lie brings confiscation of personal goods equal to the profits expected, in addition to the profits already earned, and the Stah'Khuihh is publically whipped (5d6 lashes, with each lash scoring a body point of damage). If he dies under the whip, too bad! However, once he has paid for "The Lie", everything is forgiven and he can go back to his cheating ways.

## Khuihh Experience

The Khuihh, being a mercenary lot, obtain experience for making money -- in any way they can.

A Khuihh is therefore going to receive 1 EP/GP or equivalent x experience level for "profits". He also receives 50% of the value of anything he kills.

## Travel

**I**n addition to the mounts used by the Fighters and the Ss'iss'khe (and which can be ridden with permission of a Lord Holder by any Htlaii or Htikkh in the case of the Yaleosaurus), the following beasts are used for travel and carrying cargo:

**BRONTOSAURI:** These unbelievably large creatures (kept in herds by the Great Lords) weigh up to 40 tons, are 70' long and can carry 25% of their weights as cargo on the platforms normally constructed on their backs. When carrying heavy cargo (more than 10% of their weight) they slow to 2/3 normal speed but can go all day. The Ss'iss'khe driver sits atop the head, some 40' above the ground, to guide the creature by means of a system of blinders. The Khuihh merchants and other passengers ride atop the platform with the cargo, some 12' to 20' above the ground, depending on the size of the beast being used. See the Dinosaur section for details on the Brontosaurus.

**CHASMOSAURI:** The Chasmosaurus is a small Ceratopsian (the 4000 and 6000 dr./pound Monoclonius is close enough for a description of the beast; see the Dinosaur section for details) which can carry several riders or a rider and up to 500 dr./pounds of cargo. When raised from a very young age, it is moderately tractible and can be restrained from attacking on impulse 90% of the time.

**HADROSAURI:** Many of the Hadrosaurs are pressed into service as mounts and cargo carriers; these tractible beasts can carry up to 10% of their body weight at 3/4 normal speed without excessive tiring. They are very easy to control -- except when one of the larger carnosaurs appears, whereupon there is a 25% chance of losing control and stampeding in the opposite direction for the nearest stretch of deep water (if visible) or for the horizon (if water isn't visible) until the hadrosaur "exhausts itself" by expending all of its FP.

The Hadrosaurs, along with other herding dinosaurs, are also used as the chief food animals.

## Khuihh Ssk'Aar'Lss: Physicians



huihh with Dexterity 8+, Intelligence 8+, and Wisdom 8+ may become Physicians or Surgeons. These Hss'Taathi medical people are identical in ability to the Physicians outlined in the C&S Sourcebook, except that they also learn the following diseases and their cures:

**THE DRIFT:** Epidemic, so named because its victims seem to simply drift away, becoming increasingly lethargic and forgetful. Entire villages starve during outbreaks of the disease simply because no one thinks to eat. Outbreaks last 2d10 weeks; death rate is 10% of the percentage of the population infected: during an outbreak, between 20-70% of the population will have the disease, however, the duration of the disease is shorter when many people have it (if more than 40% -1 week per 5% over). This would seem to indicate that the disease is psychological in nature -- at any rate, there are no known vectors. The season for this disease is late winter, from January through March. A sufferer of the Drift will not do anything (though he will defend himself if attacked with 1/4 normal abilities) which requires any active motivation on his part, and must be fed if he is not to starve. Recovery is instantaneous after 1d3 weeks, with no lingering after effect (though there will be no memory of the time one was under the Drift). The disease is rare. "Cure" reduces a character's chance of dying to 5%; if successful, the character is restored in 1d6 days.

**FEVER:** Non-epidemic; occurs during summer; vector: loss of body water due to over exertion on warm days or contact with exposed Hss'Taathi; infection chance: 10%/exposure, 1% from exposure to victims; survival: 100%; incubation: 1d6 hours; duration: 1d3 days; symptoms: high fever, headaches; recovery time: 1d3 days. "cure" permits functioning at 75% capacity during course of the disease; otherwise, the victim is at 25%.

**PNEUMONIA:** Epidemic, occurs during fall and spring; lasts 3d6 weeks; death rate 1%/week; spread 1-6 miles/week; vector: sudden, severe changes of temperatures and contact with infected Ssmaragdae; infection chance: 10%/exposure; survival: 75% (95% if "cured"); incubation: 1d6 days; duration: 2d6 days: symptoms: shortness of breath, lack of stamina, fever; death caused by drowning due to lungs becoming filled with liquid; recovery time: 3 + 1d3 weeks, at 50% normal capabilities. Pnuemonia is very likely (25% - 1d6 for constitutions of 16+) in cold climates: check once per week if exposed to snow or slush more than 3 hours per day.

**RECURRING FEVER;** Non-epidemic; occurs only during spring; vector: small midges which bite during the mating season (spring) -- found only in swamps or near standing water; infection: 5%/exposure; survival: 90% (100% if "cured"); incubation: 1d3 weeks; duration: 1 day per attack, 10%/day chance of attack every day for 1d6 months (note that the survival chances given above are per attack); symptoms: as for Fever, above, though worse.

**SHAKING DISEASE:** Epidemic, lasting 2d6 weeks before vanishing. Occurs only between August and November. Death rate: 2%/week; spread: 1-3 miles/week; vector: a certain type of louse carried by birdlike dinosaurs such as the Ptenodracon -- especially found in older cities where many of these small creatures nest in parts of the buildings; infection chance: 30%/week exposed; survival: 45% (80% if cured); incubation: 1 day; duration: 2 days (roll CN or less on 1d100 or lose consciousness, each hour); symptoms: severe chills, uncontrollable shaking, dehydration, inability to speak clearly (BV = 1/4 normal), unnatural bluish dis-coloration of throat sac and rapid fluttering of same: death is caused by literally working the muscles to death due to the involuntary shakes. Recovery time: as per CN score - character must rest twice as long as it would take him to recover all of his base (first-level) \*body points.

**WARRIOR'S BANE:** Epidemic, lasting 3d6 weeks. Death rate: 1%/week; spread 1-3 miles/week; occurs any time of year; vector: "rats" (actually small, primitive marsupials: but they look like rats and act like rats); infection chance: 10%/week when conditions are right; survival chance 80%, however, 50% of those surviving have disfiguring effects (see the symptoms); incubation: 3 + 1d6 days; duration: 2 + 1d6 days; symptoms: inflammation of the claws, loss of balance, dizziness, disorientation; if disease is severe enough, claws may drop off (requiring 40 + 2d10 days to grow back), disarming the victim and reducing his dexterity by 1-10 points. Death is caused by the spreading of the inflammation to the heart. Fortunately, this terror occurs but rarely.

**RABIES, SEPTICEMIA, PERITONITIS, GANGRENE, LEPROSY OF THE TOMB:** All exactly as for humans.

Hss'Taathi are generally a healthy lot, and epidemics are few. Most of a Physicians' work is surgical in nature. Hss'Taathi are not susceptible to most human diseases (and vice versa). Amazingly enough, those Hss'Taathi Physicians who have not seen a Softskin (or even heard of one) have learned the Ancient Lore of Healing, which includes Softskin medicine and dates back to the days of contact with humans.

Physicians advance in experience as outlined in the rules. They also receive 50% experience for hunting and slaying enemies.

## Hss'Taathian Priest & Mages



the HTLAI and HTIKKH character classes have no close parallels in human society. Like other castes, priests and mages are determined by the KHAARIKHA at the character's hatching, when the character's Ooscope is cast.

The second requisites of the various HTLAI sub-castes and the HTIKKH are as follows:

- SSK'AL'STAH Voice of Ssk'al: Bardic Voice
- UKAIT'AKH Mages: Intelligence
- KHAARIKHA Oomancers: Dexterity
- SS'ISS'K'AKH Mages: Dexterity
- T'KI'T'K Metamorphs: Wisdom

Rolled Score	Voice	SECOND REQUISITE FACTORS			
		Intelligence	Dexterity	Wisdom	
2-5	0.5	0.5	0.5	0.5	
6-8	1.0	1.0	1.0	1.0	
9-11	1.5	2.0	2.0	2.0	
12-13	2.0	3.0	3.0	3.0	
14 (01-50)	2.5	4.0	4.0	4.0	
14+ (51-00)	3.0	5.0	5.0	5.0	
15 (01-50)	3.5	6.0	6.0	6.0	
15+ (51-00)	4.0	7.0	7.0	7.0	
16 (01-50)	5.0	8.0	8.0	8.0	
16+ (51-00)	6.0	9.0	9.0	9.0	
17 (01-50)	7.0	10.0	10.0	10.0	
17+ (51-00)	8.0	11.0	12.0	11.0	
18	9.0	12.0	14.0	12.0	
19	10.0	13.0	--	13.0	
20	11.0	14.0	--	14.0	
21	12.0				
22	13.0				
23	14.0				
24	15.0				
25	16.0				
26	18.0				

CL = (IQ + Unfactored Second Requisite)/10 + Experience Factor  
 PMF = Second Requisite Factor + Ooscope Prophecy + Alignment Factor  
 Ooscope Prophecy: +2 if calling was prophesied at birth.  
 Alignment Factor: +2 if Alignment under 10.

## Targeting

- All Htlai target as Mystics.
- All Htikkh target as Natural Magick Users.
- All Saurian races are targeted as if they were "Wood Elves". (Hss'Taathi and Kulun'Ssaathi.)
- All small carnivores (under 2000 dr./pounds) and all herbivores are targeted as "animals".
- All large carnivores are targeted as "Griffins".
- All Great Carnosaurs are targeted as "Spectres". (And everyone regards them as fully as nasty as Nazgul, too!)

## Ssk'Al'Stah: the "Voices"



the Ssk'al'stah or "Voices of Ssk'al" are the nearest thing to a religious hierarchy in Hss'Taathian society. It is to the "Voices" that every Hss'Taathi must go each year in the Oo'chiirp (the "Hatching") in the spring to receive the Oo'ssk'al or "Blessing of the World-Egg." If a Hss'Taathi does not seek the Blessing, he/she will receive no benefits from Hss'Taathian magicks. In order to receive the Blessing, he/she must tell the attending "Voice" of any transgressions against other Hss'Taathi or the World-Egg. He/she might be required to make restitution in order to obtain absolution from particularly noxious misdeeds. However, there is nothing in the Hss'Taathian ethic which makes mention of transgressions against members of any other race.

An understanding of the office of the Ssk'al'stah is vital, for the "Voices" stand at the heart of Hss'Taathian society and are involved in all issues which arise between Hch'Ait Lords:

54. Translation: The "Voices of Ssk'al" are Master Translators. This function is exercised not only from language to language but more importantly, between and amongst Hss'Taathi. "Translation" to the Hss'Taathian mind is the accurate presentation of the thoughts of another, and the "Voices" are looked to for clarification whenever misunderstanding is encountered.
55. Challenge: It is the function of the "Voices of Ssk'al" to speak for the Hch'Ait Lord of Holding whenever he has dealings with another Hch'Ait Lord. Such dealings always begin with the Haasst'stah (the "Challenge"). The Challenge is closely related to ritual combat, of which more elsewhere.

The Haasst'stah is issued whenever members of different Holds meet. The Challenging "Voice" charges the opposing parties "Voice". If the Challenged "Voice" is of a Hold subordinate to the Challenger's, he will immediately "ground himself" in the classic, Soos'ach'ait gesture, squatting down on the tail and plunging the claws of both hands into the ground, -chest and belly low, while keeping the head high. The Dominant "Voice" will immediately stop his charge and grounds himself in the Chi'ach'ait manner, indicating that the other's submission to authority has

been accepted.

If the Challenger realizes that he is issuing the Haasst'stah to a "Voice" of a superior (a Holding to which he owes allegiance), he will assume the Soos'ach'ait posture, to which the Challenged "Voice" responds with the Chi'ach'ait, accepting the submission and homage of a feudal inferior.

If the Challenged "Voice" is of a superior Holding to that of the Challenger or is of a Holding that has not acknowledged the Chi'ait (Overlordship) of the Challenger, the Haasst'stah'khsst ("Challenge for Hold") is issued.

56. Challenge for Hold: If the two "Voices" are equals (that is, neither is subordinate to the other), they will charge each other and exchange blows until each has struck the other once. The "combat" is entirely ritualistic, with much maneuvering and posturing, the whole really a kind of showy "dance" which ends with a simultaneous striking of blows. The "Voices" then separate and the Challenger begins a ritual exchange:

CHALLENGER: "You have fought well, stranger.  
(Challenger's Hch'Ait) invites you to become of his Hold."

CHALLENGED: "It cannot be, for (Challenged Hch'ait) is of Hold ....."

CHALLENGER: "Then, perhaps, (Challenged Hch'Ait) has reason to trespass on the lands of (Challenger's Hch'Ait)?"

There are many ritual responses which can be made at this point. Most requests/demands are readily granted; i.e., a desire to camp, to meet with the Hch'Ait Lord, to ask news, to visit with friends in the Holding, etc. The "trespass on the lands of ....." is mere puffery. By tradition, every Hch'Ait Lord's Holding encompasses all the land he can see, though this is circumscribed somewhat in reality, especially in cities and when on the march. If the two Hch'Ait Lords are on good terms, the Challenge usually dissolves into normal "Voice" functions at this point.

However, the Challenged Voice can state that he is presenting a Haasst'stah'khsst or Challenge for Hold or a Haasst'stah'kirr or Challenge for Death. These challenges are dealt with under the section on Ritual Duels.

57. Negotiation: The "Voices of Ssk'al" conduct all negotiations between Hch'Ait Lords. The "Voices" do all of the negotiating, with occasional breaks to confer with their Lords. The Hch'Ait Lords and all other Hss'Taathi present may be physically present, but they make no attempt to follow the highly legalistic and stylized arguments, for until an agreement is reached no words spoken are of any importance. However, once negotiations are completed, all listeners present give rapt attention as each "Voice" states the terms as agreed. At this moment, the "Voices" will use identical wording, pitch, and tone, showing that they are Ssk'al'si ("of one mind in the Egg"). Both of the Hch'Ait Lords will respond with Sss'sst ("It is agreed:"), and the "Voices" present will commit the terms of the agreement to memory.
58. Lawgiving: The "Voices of Ssk'al" are the repositories of all racial law, custom, historical tradition, and treaties between Holdings. All matters under serious dispute which cannot be resolved by the parties involved are referred to the "Voices" for judgment.
59. Messages: One of the duties of the "voices of Ssk'al" is to bear messages between Hch'Ait Lords who are not in immediate contact. Often, a "Voice" will not him/herself carry such a message, but a subordinate Oo'Ssk'al'stah ("Whisper") will bear it.

## The Office of "Voice"



he "Voice of Ssk'al" is an office having political, religious, and magical character. The "Voice" is the Regent of a Holding whenever the Hch'Ait Lord is absent. As Ssk'al'stah, he literally speaks with the "Voice" of the Lord of Holding and may bind the Holding to certain agreements in the absence of the Lord. He is the chief advisor to the Lord on all political and legal matters not involving the conduct of a battle or other military action. He is the chief magistrate of the Holding, and even the Hch'Ait Lord of the Holding will bow to his judgment. In short, the "Voice" is the power behind the throne and is a major factor in all decisions affecting the daily life of the Holding. At the same time; Ssk'al'stah are ethically committed to act always in the interest of the Hch'Ait Lord and will put aside personal considerations in such service.

A "Voice" is also the intermediary between the Hss'Taathi and the Ssk'al or World-Egg. As will be seen, his powers when dealing with the forces in the Earth are vast indeed. His "magick" is theurgic in that he draws upon his special relationship with the World-Egg to perform thaumaturgical "spells".

## The "Whispers"



here can be only one "Voice" in a holding, but subordinate to him may be a number of apprentices called Oo'ssk'al'stah ("Whispers of the Voice") who are learning to become "Voices" or who have become proficient but have not had the opportunity to attain the office of "Voice" in a Holding. The "Whispers" are used by the "Voice" as stand-ins, messengers and general assistants.

One of the duties of "Whispers" is to accompany Hch'Ait officers sent on detached duties and to interpret and issue challenges on behalf of the warleaders. Although the position of "Voice" is a very constraining position for a player-character Hss'Taathi, the "Whisper" has considerably more freedom of action and opportunity for adventure when he is not under the eye of his "Voice" or his Hch'Ait Lord. Such opportunities arise frequently because the "Whisper" is often sent out on information-gathering expeditions or to deliver messages.

## Succession to the Office



nce he becomes a "Voice", a Ssk'al'stah will remain in office until his death or until he voluntarily steps down in favor of a younger Hss'Taathi protege. Whenever the office is vacated, there is a Haasst'Ssk'al'stah or "Challenge of Voices" to determine the best amongst the "Whispers" to succeed to the office of "Voice".

A new "Voice" is named by the Hch'Ait Lord of Holding after listening to a Stah ("Oration") by the various candidates who step forward from the ranks of the "Whispers". The Stah is simply a retelling of any story (legend, present news, or boast), after which the Hch'Ait Lord of Holding selects the one he liked the best, His decision is final.

In game terms, a Haasst'Ssk'al'stah is decided in the following manner:

60. Each candidate finds his Stah'koh or Power of Oratory by adding together 2 x Bardic Voice + Wisdom + Charisma + MKL, then dividing the sum by 2.
61. If one candidate enjoys an advantage of 15 or more over the competition, he is declared the new Ssk'al'stah.
62. If no clear superiority is obvious, those candidates whose Stah'koh is within 15 of the highest's Stah'koh will deliver their Stah.
63. Each candidate rolls 1d100 in each round of the competition, and the result is compared to his Stah'koh. If the result is below or equal to the Stah'koh, he remains in the competition. If the result is above the Stah'koh, he is eliminated if any other candidates succeed in remaining in the competition. His die roll may be modified:
  - 1 for each non-native Hss'Taathi language spoken.
  - 2 for each Hss'Taathi language written.
  - 4 for each non-saurian language spoken (-6 if possible to write as well).
  - 8 for being able to speak Auld Wormish (Hch'Ait'Stah).
64. A score of 00 (100) automatically eliminates a candidate, no matter what his other qualifications might be. He "stuttered", and thus is eliminated.

For example, a "Whisper" has the ability to speak 5 Hss'Taathi languages besides his native tongue (-5), can write his own language (-2) and speaks two non-saurian tongues (-8) = -15 from the 1d100. He has Bardic Voice of 19 (+36), Wisdom of 17, Charisma of 19, and MKL 8 = 70/2 = 35. With the modifier, he will survive any die roll up to 50, but will always be eliminated on 00.

If no worthy successor can be found, the Hch'Ait Lord can apply to the Lord of another Holding for a suitable replacement, and a Haasst'Ssk'al'stah will be conducted for the new applicants.

## Focus of the "Voice"



he Focus of a "Voice" (or "Whisper") of Ssk'al is a geode into which a tiny hole has been drilled and 1/10 dr. of each of the follows materials has been poured: water from a geyser, dirt taken from a fault-line within 12 hours of an earthquake pumice captured before it touches the ground after having been expelled from an active volcano, lava, from a volcano which has not cooled for more than 3 days, and dirt from the hatching bed of the "Voice". (The latter item will be saved for the future "Voice" as soon as his Ooscope reveals his destiny at his hatching, but the other items must be found.)

Geodes are volcanic materials which look like simple rocks from the outside but which have hollow, crystalline interiors. The "Voices" at the Temple of the Voice will usually know where a "Whisper" might go to find a Geode. Such a journey could take a considerable time. Once at the general area, the "Whisper" must cast his Speak-With-World-Egg spell to discover the presence of a geode within range of the spell. The chance that one is present is 1/2 of the "Whisper's" PMF, expressed as a percentage. If no geode is present,

the "Whisper" must move to a new position and try again. Eventually, he will find a geode.

Geysers and their locations are known by the "Voices" of the Temple, who will direct the "Whisper".

Earthquake faults are also known to the "Voices" of the Temple, who will direct the "Whisper" to the most likely fault. At such faults, there is a 5% chance per day (cumulative) of a tremor.

Active volcanoes are of special interest to the Temple. The "Voices" at the Temple retain directions from ancient times to these points, constantly updating them in their continual effort to know the surface of the World-Egg, Volcanoes to which a "Whisper" is directed will be erupting (mildly), but 90% of the time the young "Whisper" will have to enter the crater in order to obtain the needed lava. In the remaining 10% of the cases, there will be a lava flow when the "Whisper" reaches the volcano. At the same time, there will be pumice available, with 20% chance per day of obtaining pumice in keeping with his needs.

Although these quests often involve long journeys through inhospitable lands, the way there and back is usually mapped with extreme precision. Likewise, the young "Whisper" is well-schooled in the fine art of crater-climbing and other requisite skills, so that the endpoint presents few dangers to him. Unfortunately, the inhabitants of the lands twixt Temple and target are often hungry, violent or otherwise dangerous. Fortunately, young Hch'Ait nobles and Ssissi, Hssiakh and T'Kah warriors are eager for adventure and glory, so a suitably strong escort can be obtained.

The Focus need not be enchanted, merely assembled. Once every 12 years, the ingredients must be replenished, and not from the same source used 12 years previously (though they can be replenished with materials from a source last used 24 years ago or more).

The "Temple of Ssk'al" is not a literal ediface of stone or brick. Rather, it is the name of the "guild/religious order" of "Voices of Ssk'al". Since everything is the World-Egg, then everywhere is the Ssk'al present. In some regions the Presence Within is more evident, but these are immobile phenomena. What few truly permanent structures the Temple has are all completely underground (often very far underground) and are completely concealed by Move Earth spells from prying strangers.

Thus, when a "Whisper" consults the "Temple of Ssk'al" for directions, he merely asks any "Voice".

## The Magick of the "Voice"

A "voice" of Ssk'al has magical powers deriving from the World-Egg itself, and thus he enjoys advantages equalled by few mages.

### Speak-With-The-World-Egg

Before he can begin the practice of any magick, the "Whisper" must first expend 18 language points to learn the language of the World-Egg. Only when he has mastered the secret tongue of the Earth itself will he acquire magical powers. Once he achieves the power to "Speak", his MKL rises by 1 level.

Speak-With-The-World-Egg is a casting level 1/BMR 8 spell. It is a general-purpose Detect spell which can serve as any of the listed Detect spells. However, there are a number of drawbacks:

65. There is a flat 25% fatigue level drain.
66. The "Voice" must spend a number of 5-minute turns equal to the equivalent Detection spell's casting level speaking the "Question" to the World-Egg and receiving an answer.
67. There is a percentage chance of misspeaking the "Question" =  $(21 - \text{Bardic Voice}) \times 5$ . Thus, a "Voice" with a BV score of 18 would have a  $(21 - 18) \times 5 = 15\%$  chance of making a mistake. If an error is made, the World-Egg would ignore the question = 100 - error chance (in this example, 85% of the time). However, there is a chance that it will respond to the question = error percentage (15% in this example) because the error would have been subtle enough not to seem pure gibberish. When the World-Egg responds to an erroneous "Question", some other Detection spell will be cast instead. Thus the "Voice" might have attempted to detect Old Tracks but instead cast unknowingly a Detect Metal spell.
68. The World-Egg must be in physical contact with the target of a Detect spell. For instance:
  - Detect Invisible Presence will fail if the invisible being is not touching the ground or is not surrounded by or touching rock (living or quarried). The World-Egg perceives the presence only of those creatures of things in direct contact with it or structures made from it or else located within its depths.
  - Detect Poison will fail if the suspected poison is not touching the ground, etc.
  - Detect ESP, Detect Life, See the Invisible, Detect Observation are not possible because they do not depend upon contact exerted on the World-Egg as such.

On the other hand, some magnificent advantages are obtained:

69. Range of the spell is tripled above ground and quadrupled

below ground (intervening rock, etc., does not affect the spell's range).

70. Magical circles will not prevent the spell from detecting so long as the creatures or objects within the circle remain in contact with the body of the World-Egg (earth, rock, etc.).
71. Targeting is unnecessary because contact is already effected with the desired objects or creatures.
72. Duration of the spell is tripled above ground and quadrupled below ground. After the initial detection is made, the "Voice" can move on, touching the ground or rock with his Focus whenever he wishes to check on the status of the object/creatures he had detected earlier. Further, other spells can be cast through the focus in the meantime without disturbing the detection spell until its duration has expired.

### Basic Earth Magick Spells

A "Voice" may learn the Create spells for Dust, Sand Porous Rock and Dense Rock at -1 casting level and -1 BMR by expending language points to master the language of the World-Egg which influences such things:

Dust = 4 language points	Porous Rock = 18 language points
Sand = 7 language points	Dense Rock = 24 language points

Learning the language of the Create spell in each of these four categories of Earth Magick is part of learning the handling of such magical spells, and one cannot undertake to learn a spell of any type if the requisite language points were not stored up first.

Once a Create spell is learned, a "Voice" can "speak" with the material involved and so influence it (-1 casting level/-1 BMR to learn subsequent Basic Magick spells).

A Proficiency Bonus may be obtained in spell language. For every multiple of the basic language points required to learn a Create Earth spell, the "Voice" will be able to drop the casting level and the BMR of subsequent spells by an additional -1 level. Further, he acquires +1 EDF, 50% increase in his range (current PCF), and +50% additional volumes,

For example, if a "Voice" learns Create Porous Rock (cost 18 L.P.), he can expend an additional 12 L.P. to acquire -2 casting levels and -2 BMR as well as +1 EDF, +50% range, and +50% more volume when casting Porous Rock Missiles or working with Porous Rock Material. If his was 34 at MKL 8, his effective range would be 150% of 120 feet = 180 feet; his EDF would be  $4 + 1 = 5$  when casting missiles of  $3 + 1.5 = 4.5$  volumes; and he could work with  $10 + 5 = 15$  volumes of porous rock material.

Expenditure of language points for this sort of work brings 100 experience points x MKL x number of language points expended. In the above example,  $100 \times 8 \times 18 = 15800$  e.p. would be earned. The bonus can be earned only once for a particular Create spell and requires study equal to the language points expended in weeks. Proficiency bonuses bring no added experience.

### Words of Power

The "Voice" of Ssk'al also gains Words of Power as he advances. Only 2 Words of Power may be learned per experience level gained by a "Voice".

The cost of learning a Word of Power in language points is  $(21 - \text{Bardic Voice score})$ . Thus a "Voice" with a BV of 18 would have to expend 3 L.P. to learn a Word of Power.

The time required to learn a Word of Power is 22 weeks - 1 week per Bardic Voice point which the "Voice" possesses, Words are learned in the order printed below.

Words of Power are cast like spells, with a 5% fatigue drain per casting. However, there is a chance that the spell will fail if the "Voice" is not properly attuned to the World-Egg. This chance of failure is +5% per Alignment point over 1. Thus, a character with an Alignment of 7 has a  $5 \times 7 = 35\%$  chance of the spell failing to work, while a character with Alignment of 1 has a 100% chance of success. Especially glib "Voices" may succeed where piety fails: subtract -1% from the chance of failure per Bardic Voice point over 13.

Failure of a Word of Power means that the "Voice" suffers fatigue and nothing else happens.

Additional language points cannot be expended to make one's chances with Words of Power more effective.

The Words of Power are:

73. S'aasst'Kor: "Cure Minor Wound" (as for the Clerical Miracle).
74. S'aasst'thaal/S'aasst'virrr: "Purify Food/Water" (as for the Clerical Miracle).
75. S'aasst'Nass: "Cure Disease" (as for the Clerical Miracle).
76. Ssk'al'Sshan: "Shake, O' World-Egg"; The ground becomes unsteady beneath the feet of a single opponent, lowering his hit probability by -15% + -1% per MKL of the "Voice" and also lowering his dodge/parrying capability by -15% + -1% per MKL of the "Voice".
77. Ssliissa'Maath: "To Me Strength of the Holy"; (as for the Clerical Miracle, except it may be used against anyone

- who is not a "Voice" of Ssk'al,
78. S'aaasst'Nass'Kor: "Cure Serious Wound" (as for the Clerical Miracle).
79. T'ss'iss'kerra: "Find the Path" (as for the Clerical Miracle "Find the Open Way"). Note that this spell will not be able to lead the "Voice" over water, bridges, through towers, etc.
80. Ssk'al'Ssllissa'Nass: "Tremble Mightily, O' World-Egg": A spell identical to the #4 "Shake O' World-Egg", except that it affects 1 opponent per MKL of the "Voice".
81. Niss'tass't: "Slowly Thou Movest": The ground beneath the feet of the target becomes exceedingly soft beneath the feet, slowing movement to 1/2 normal. Dodges are also reduced to 1/2 normal effectiveness, but fighting ability is otherwise unimpaired. Duration as per the PMF of the "Voice". Number of targets = 1. Range = 40'/MKL.
82. S'aaasst'Nassa'Korath: "Cure Grievous Wound" (as for the Clerical Miracle).
83. Vu'ul'tass't: "Halt Thou:" The ground beneath the feet of the target becomes of watery consistency for a fraction of a second, then returns to normal consistency. Any creature standing upright will find itself stuck about 1 1/2 to 2 feet deep in the ground. Note that the earth does not "swallow up" the target; the ground merely loses its consistency for 1 1/2 to 2 feet. A prone, conscious figure would be able to stand up, since he will make a sort of "trough" in the ground which will not imprison his extremities. However, a standing figure will be quite immobilized. Figures so pinned cannot move, have no dodge ability, and cannot turn to defend from attacks from the rear. The spell is an area effect (targeting at 60% + 3% per MKL of the "Voice"), with all in the area affected. Area of effect = 5' x 5' per MKL of the "Voice". Range as per PMF. Imprisoned figures can break free by rolling less than their strength on 1d100. Superhuman strengths add +5% per superhuman strength level. Animals have a 1% chance per 100 pounds weight (maximum 95%).
84. Ssurr'Hsst'Ssk'al: "The Fires Within!" Upon learning this Word of Power the "Voice" may begin to research the Language of the Fires of the World-Egg. With the expenditure of 10 language points, he acquires Create Heat/Cold (no flame or magick fire, however). See Khaariikha Fire Spells for details. The advantage of the Heat/Cold spells is that a "Voice" may convert 1 volume of Dense Rock, 2 Volumes of Porous Rock 4 volumes of Sand into lava or vice versa by applying 1 volume of Heat/Cold. The effect will, of course, be increased by application of additional volumes of Heat/Cold.
85. Oo'stah'Ssk'al: "Whispers in the World-Egg": Any two "Voices" who have this Word of Power may communicate across vast distances. Range = 10 miles x MEL of the two Voices combined. Communication is strictly person-to-person, for the World-Egg respects the privacy of its "Voices" and will not permit eavesdropping. A "Voice" so called will hear the whisper of his name issuing from the earth and, upon putting his ear to the ground or living rock will hear the message. In order to send a message, a "Voice" must lie upon the ground or press his length against living rock and speak softly to it. Any attempt to "call" another "Voice" counts as a use of the Word, and if the other "Voice" is currently using the Word to talk to another, the caller will know it. (He will receive a resonance through the earth which signifies a "busy signal".) Duration of the spell: 3 minutes of real time = 3 minutes of game time. Additional time = -5% fatigue per minute.
86. S'aaasst'Ssk'al: "The Great Cure:" (as for the Clerical Miracle).
87. tah'iss'tass't: "Quickly Thou Movest": The ground beneath the feet of the target becomes seemingly so firm and smooth that he is able to move at twice normal speed. Dodges are increased by -15%. Duration as per the PMF of the "Voice". Number of targets = 1. Range = 40'/MKL.
88. Hiss't'Ssk'al'Liss't: "Move, O' World-Egg": This spell is the equivalent of the Ancient Lore spell Move Earth, except that no disbelief is possible. The earth literally moves under the command of the "Voice". To employ this magick, the "Voice" must have mastered all of the spells of Basic Earth Magick.
89. Oo'sshal'Ssk'al: "Into the Vault of the World-Egg": Use of this Word allows the "Voice" to entomb himself in solid rock beneath the surface of the earth. He appears to sink beneath the ground like a sounding whale and may remain there for 6 months per MKL, after which time he will be returned to the surface. The duration of the entombment may be shortened as much as the "Voice" desires, to a minimum of 1 year. During his entombment, the "Voice" is unharmed by his experience and receives 10 experience points per day x his experience level for direct "communion" with the World-Egg. The Vault will drift in a direction set by the "Voice" at a rate equal to the square of the number of years (or part thereof) that the Vault is in existence x 100-600% (roll 1d6). Thus, in 1 year the Vault will drift 1 mile (minimum), in 2 years 4 miles, in 3 years 9 miles, etc. The Vault is totally undetectable by any means, whether magical, religious, or mundane; thus it is an excellent escape route of last resort. The "Voice" ages normally in the Vault but otherwise runs no risks. However, in his absence, his place will be taken by another Ssk'al'stah, and when he emerges he will be a Saa'Ssk'al'shah or "One Who Speaks in Silences", and he will join the first new Lord Holder as his "Voice".
90. Ssk'al'Va'tiss: "Arise from Thy Sleep!" This spell is equivalent to the Clerical Miracle of Resurrection and is used to raise only those who have fallen in battle (but never those fallen in Challenge Duels). Any Hss'Taathi who has been dead less than 121 days can be Raised. To do so, the "Voice" commits the body to the World-Egg by Vaulting it (see #17). This is the only time that a "Voice" can Vault anyone other than his own person. In a number of weeks equal to the number of days that the body has been dead, the deceased Hss'Taathi will return to the surface, restored to life. The Vault will have drifted in a random direction in the meantime, but this drift will normally be quite small and never will be more than about 5 miles. Cost of Vaulting: 100% fatigue levels for 9 days.
91. Va'al'Ssk'al: "Quake, O' World-Egg": This spell causes the earth within 10' x MKL of the "Voice" to shake with such intensity that all creatures within the area except "Voices" of Ssk'al are bashed to the ground 50% of the time. The Quake lasts 1 turn (5 minutes) per MKL of the "Voice", and any creatures which are left standing are subject to being bashed every 5 minutes. There is no effect on structures, except that those standing on walls, etc., might be shaken from them if they are near the edge.
92. Ka'al'Ssk'al: "Split, O' World-Egg": This spell causes the same effects as "Quake" (#19, above), except that structures will be damaged. A crack in the earth 1' wide per MKL and 10' deep per MKL of the "Voice" may open up 10% of the time + 3% per MKL of the "Voice". If the ground opens up, small structures within 10' x range of the "Voice" (as per PMF) will be destroyed, while stone walls of castles and other fortifications will be weakened by 10% x 1d6. Cost of spell = 50% of fatigue levels. The length of the crack in the earth will equal the "Voice's" range (as per PMF).

The experience gained for learning Words of Power = 100 x (22 + MKL) / time required to learn.

#### Other "Voice of Ssk'al" Spells

In addition to the above "clerical" spells, the following spells may be learned by the "Voice":

- Command Spells to the Eighth Circle.
- Ancient Lore Spells.
- Fire Spells of Basic Magick (Heat/Cold only) upon learning Word of Power #12.
- Spells of the Inner Egg (see below).
- Summon Ssk'al'Lugh (see below).

These spells are acquired in the same fashion as any magical spells are learned.

## Spells of the Inner Egg

### Level 1 Inner Egg

The Oo'sss'Ssk'al or Spells of the Inner Egg are: Spell Level 1/BMR 1

*Identify Ore:* There are 10 Identify spells, all of casting level 1 and BMR 1. The spell allows a "Voice" to assay a sample of ore brought to him with 100% accuracy. The possible spells are for Gold, Silver, Platinum, Copper, Iron, Mithril, Lead, Bismuth, Mercury, and other metals.

*Mine I:* While more of an ability than it is a "spell", Mining is learned like a spell. Once learned, the "Voice" is so in tune with the World-Egg that he is the equivalent of an engineer for purposes of tunneling and mining.

*Conceal Tracks:* The spell allows the "Voice" to "soothe" the earth after his passage and the passage of 2 companions per MKL. The spell obliterates all evidence of tracks in the earth (though it does not mend broken twigs, blot odors, or the like), thus making tracking virtually impossible in areas where there is no vegetation covering the ground and making the probabilities of following a trail 1/2 normal chances otherwise. Tracking dogs or their equivalent are not affected.

### Level 2 Inner Egg

All spells in this section are at casting Level 2 and BMR 2.

*Identify Gems:* The spell allows a "Voice" to assay a sample of gemstone brought to him with 100% accuracy.

*Locate Object:* The spell allows a "Voice" to locate any object being sought if it is known to the "Voice" and is within 1 mile per

MKL and is in contact with ground or living rock. The "Voice" will know the exact distance and direction at a percentage chance equal to 3 x Bardic Voice + 3% per MKL. If successful in locating an object, the "Voice" will be given a +15% bonus on his next attempt to find the object's location.

**Mine II:** This is an extension of the study begun with Mine I and cannot be learned until Mine I is mastered. Once Mine II is learned, mines dug under his supervision will cave in only 50% as often as normal (see CO for Mining under "Seigecraft").

### Level 3 Inner Egg

All spells in this section are at casting Level 3 and BMR 3.

**Mine III:** This is an extension of Mine I and II and cannot be learned until the previous spells are mastered. Once Mine III is learned, mines dug under his supervision will cave in only 25% as often as normal. Also, speed of mining is increased to twice that possible for Dwarves. Mining IV prerequisites are obtained.

### Level 6 Inner Egg

All spells in this section are at casting Level 6 and BMR 9.

**Mine IV:** This is the culmination of a "Voice's" study of mining techniques. Once mastered mines will cave in only 5% as often as normal (minimum chance = 1%). Mines dug under his supervision will proceed at triple the rate possible for Dwarves.

## The Ssk'al'Lugh

Once a "Voice" has assembled his Focus and learned "Speak with World-Egg", he has the ability to summon an earth-spirit to his aid:

98. The "Voice" places his Focus on the ground and casts his "Speak with World-Egg" spell at a 50% fatigue loss.
99. In 1-3 turns (5 to 15 minutes) the Ssk'al'Lugh will appear, engulfing the Focus and thereby becoming attuned to the "Voice" who summoned it. The abilities and attributes of the Ssk'al'Lugh are closely related to the attributes of the "Voice":

Body Points = (PMF of the "Voice" + Body of the "Voice" + MKL of the "Voice") x 2.

Weight = Weight of the "Voice" x (1/2 MKL + 1).

# of Blows = 1/2 MKL of the "Voice".

Damage Done = 1/100 Carrying Capacity per blow,

Hit % = 10% + 3% per MKL of the "Voice" (no distinction as to armour of defense).

Parry/Dodge = -3% x 1/2 MKL of the "Voice" (round fractions up).

CC = 5 x Weight.

Armour Class = 9.

Movement = 3' per min x.

The Ssk'al'Lugh resembles a column of earth 8 feet high, from which extend two thick arms which hit like great flails (basic hit chance = 10% against all armour classes). Critical hits are scored at a basic 20% chance. Bash is as for H Weapons. The Ssk'al'Lugh is literally part of the ground and moves by gliding along the surface of the earth, moulding the ground beneath it into a useful shape.

The Ssk'al'Lugh has a number of unique features:

100. It can move only in areas in which it is in contact with the "living" earth.
101. It is impervious to ordinary weapons and all missiles (arrows, etc.) and to ordinary fire.
102. It cannot be harmed by its "Brothers" (i.e.: rock or any other material of the World-Egg).
103. It will grow in anger if faced by an Elemental of Water or Air and becomes 2-7 times as powerful. However, it will not be opposed by an Elemental of Fire or Earth, who regards it as "Kindred" and lets it pass. (Such an Elemental will not attack the "Voice" either, or any with him.)
104. The effects of Fire (magically created) are halved against it. Ssk'al'Lugh is angered.
105. The effects of Air (magically created) are quartered against it. Ssk'al'Lugh is angered.
106. The effects of Water are at full strength against it. Ssk'al'Lugh is angered.
107. A Remove Dense Rock scores the casting mage's PMF in damage against the Ssk'al'Lugh. A Remove Porous Rock scores 3/4 the casting mage's PMF in damage. Remove Sand

scores 1/2 the casting mage's PMF. Remove Dust scores 1/4 the casting mage's PMF. No matter what the PMF of the casting mage, targeting percentages are always as against a Superior Natural MkU. No other Earth spells will have any effect,

108. The Ssk'al'Lugh can Detect anyone or anything in contact with the earth or with living or quarried rock, Illusions and Commands do not affect it.
109. The Ssk'al'Lugh can tunnel at a rate of 1' per minute x MKL of the "Voice" in solid (dense) rock, 2' per minute x MKL in porous rock, 10' per minute x MKL in ground (dirt). There is no chance of a cave-in.
110. The Ssk'al'Lugh will not attack any who are obedient to the World-Egg but will "restrain" them (damage renders them unconscious only) to prevent shedding of blood or Brothers-in-the-Egg. Ssk'al'Lugh judges one's obedience to the World-Egg according to one's Alignment. Roll for any opponent Ssk'al'Lu'h faces: if a 1d20 roll is equal to or lower than the opponent's Alignment, then Ssk'al'Lugh considers the opponent a "Brother-in-the-Egg". (Note, that any alignment orientation is acceptable, so long as it is low: pious softskins may be "Brothers" of Ssk'al'Lugh without suspecting it. Also, note that the roll is repeated whenever Ssk'al'Lugh is summoned anew.)

The Ssk'al'Lugh will remain and serve the "Voice" who summoned it for a number of turns equal to twice the Time Factor of the summoner. If the Ssk'al'Lugh is "killed" (all body points are removed), the spirit returns to the World-Egg and the Focus the "Voice" who summoned it is utterly destroyed! It may also be "dismissed" at any time by the summoner.

When it batters doors, it does the damage of a heavy battering ram, with damage done to the door equal to its damage per blow x number of blows delivered per turn (5 minutes when attacking doors).

## The Khaariikha: Oomancers



The Khaariikha is a Htlaii who specializes in divination, particularly Oomancy and magicks dealing with eggs. The Khaariikha casts the hatchling's Ooscope at birth by examining the shards of the birth-egg. This function alone is enough to make him indispensable in the Holding.

### The Focus



The Focus of the Khaariikha is his own birth-egg, The shards of all birth-eggs are carefully gathered together and kept to make a charm for the Hss'Taathi. The Khaariikha enchants his birth-egg from BMR 4 to BMR 0 at 100%, whereupon it is made whole again! It is strong as the hardest steel, yet it can be readily opened by the owning Khaariikha.

The Oo'Khaar ("Egg of My Birth") is used to store the Khaariikha's Power. First, the Egg is filled with a finely ground powder made of 22 other types of eggshells (each of which take the Khaariikha 11 days to gather). The whole thing is re-enchanted again in a private ceremony attended only by the Hch'Khaariikha who is the teacher of the young Oomancer, After 11 more days, the thing is complete, and the powder inside the shell disappears into the wall of the shell, endowing the Oo'Khaar with magical properties.

The Oo'Khaar is no bigger than a Hss'Taathi's fist -- yet it can hold up to 2000 dr. of material (or up to 20 cubic feet of volume)! If the weight limit is not exceeded, the egg seems as if it is empty. If the weight is exceeded, the excess weight is noticeable. Only unliving things can be stored in the Oo'Khaar, however, as living creatures would soon suffocate.

The Oo'Khaar has the remarkable property of being unnoticeable (it casts an Illusion of the same level of Adeptness as the Khaariikha) whenever the Khaariikha is not using it to perform magick. Thus it is that captured Khaariikha often do not lose their Oo'Khaar even under the most diligent searches.

### The Magicks of the Khaariikha

The Khaariikha learns only the following types of spells:

- Illusion (he may advance to the Innermost Circle if he has the requisite IQ).
- Basic Magick Fire Spells (see below).
- Ancient Lore.
- Oomancy (see below).

### Oomancy

Oomancy is the preferred magick of the Khaariikha. With his Oo'Khaar he can perform some miraculous feats of divination:



### Level 1 Omancy

All spells in this section are at casting Level 1 and BMR 1.

**Detect Illusion:** By placing his Egg to his eye and looking through it, the Khaariikha can detect the presence of any Illusion which he knows how to perform. Duration: 1 turn.

**Observe Person:** By placing a portion of a Hss'Taathi's birth shell against his Egg, the Khaariikha can look into his Egg and see the subject and his immediate surroundings. Two Khaariikha can use this spell to communicate by means of hand-signals or, if both can read and write, by holding up written messages. Range: 5 miles per MKL; duration: 1 minute per MKL. When used to communicate between two Khaariikha, the range is that of both mages added together.

### Level 2 Omancy

All spells in this section are at casting Level 2 and BMR 2.

**Dispell Illusion:** By touching an Illusion with his Egg, the Khaariikha can cause the Illusion to be dispelled (as per the C&S spell).

**Track:** If the Khaariikha has ever touched a person with his Egg, he can use this spell to track that person. The Egg will glow dimly when the subject is far away, brightly when the subject is nearby and not at all if the subject is dead or "vaulted". The spell can also be used to track inanimate objects. The range is unlimited so long as the subject is in contact with the ground or living rock. The Khaariikha can attune his Egg to a number of items or creatures equal to his MKL. Note that when an 'item or creature is far away, the Khaariikha must travel some distance to notice a change in the intensity of the glow. The closer he is to the subject, the less he must travel to bring about a change in intensity. Duration: 24 hours, after which the spell must be renewed. Cost: 25% fatigue. Other spells may be cast through the Egg while it is glowing for a Track spell, but only 1 Track spell may be operating at one time.

### Level 3 Omancy

All spells in this section are at casting Level 3 and BMR 3.

**Ooscope:** By looking through his Egg, the Khaariikha can cast the Ooscope of a hatchling. When he can cast this spell, he becomes a Hch'Khaariikha (Priest of the Egg).

**Read Languages/Magick:** By looking through the Egg at a written page in any language, Hss'Taathian or otherwise, the Khaariikha is able to read it at his Read Well percentage -10%. He must be able to read at least one language, however, since the spell works by changing the written symbols into the language he knows. Further, there will be concepts in another language which have no Hss'Taathian equivalent, producing a degree of confusion over some passages. (Games Masters will have to judge the degree of untranslatability.) As a rule of thumb, the more intelligent and wise the Khaariikha, the better his chances of understanding. Duration: as per PMF.

### Level 4 Omancy

All spells in this section are at casting Level 4 and BMR 4.

**Trace:** As for the Diviner spell, except that instead of handling the object in question, the Khaariikha must touch the object with his Egg then gaze inside the Egg to divine the results.

### Level 6 Omancy

All spells in this section are at casting Level 6 and BMR 6.

**Absorb Illusion:** By touching his Egg to any Illusion at his level of Adeptness or below, whether or not he has learned the spell fully, the Egg will absorb the Illusion and hold it to be cast at a later time. The Khaariikha must successfully "dispell" the Illusion on his first attempt in order to absorb it into his Egg. The Egg can hold only 11 levels of Illusion spells, as, for example, a level 4, a level 2, and a level 5 spell. Note that the absorbed Illusion will have the same power as the original when it is recast. Range: Touch; then Khaariika's range for re-casting.

## Basic Fire Magick



he Khaariikha may learn the Create spells for Normal Fire, Heat/Cold, Smoke, Light/Dark, Flame, and Magick Fire at -1 casting level and -1 BMR by expending language points to master the language of the World-Egg which influences such things:

- Normal Fire = 4 language points
- Smoke = 4 language points
- Light/Dark = 6 language points
- Flame = 15 language points
- Heat/Cold = 18 language points

Magick Fire = 24 language points

The different aspects of Fire Magick must be mastered in the order given. For example, Smoke cannot be learned until Normal Fire has been learned (all spells), etc, Knowing the Create spell for a particular form of fire permits the Khaariikha to discover all of the other spells. When his study of a particular form of fire is complete, he may proceed to the next on his list. One cannot undertake to learn a Create spell of any type if the requisite language points are not stored up first.

Once a Create spell is learned, the Khaariikha can "speak" with the material involved and so influence it (-1 casting level/-1 BMR to learn subsequent spells).

A Proficiency Bonus may be obtained in spell language. For every multiple of the basic language points required to learn a Create Fire spell, the Khaariikha will be able to drop the casting level and the BMR of subsequent spells by an additional -1 level. Further, he acquires +1 EDF, 50% increase in his range (current PCF), and +50% additional volumes.

Expenditure of language points for this sort of work brings 100 experience points x MKL x number of language points expended. The bonus can be earned only once for a particular Create spell, and requires study equal to the language points expended in weeks before the Create spell can be learned. Proficiency bonuses do not bring added experience.

## Basic Water Magick

Khaariikha of the Kalun'Saatha, being descended from amphibians (see the section on the Kalun' Saatha later in these rules) may expend language points to learn the water spells of creation:

- Fog and Mist = 3 language points
- Rain and Spray = 4 language points
- Liquid Water = 6 language points
- Ice = 12 language points

The spells must be mastered in the order given. The benefits are similar to those which a Hss'Taathi Khaariika obtains for learning the words to master Fire. Note: A Kalun-Saatha can master both Fire and Water: a Hss'Taathi cannot learn water spells unless instructed by a Kulun-Saatha and also expending 150% of the language points required.

## T'K'i't'k: The Metamorphs



he T'ki't'k' is a type of mage who concentrates on the study and emulation of the Ancestors who have Returned to the Egg. As a T'ki't'k gains ability, he gains the power to more closely emulate the powers and/or shape of the various Ancestors.

### Focus



he focus of the T'ki't'k is a cloak, made entirely of butterflies' wings, sewn together with spider silk, all of which is enchanted to BMR 0 at 100% (Butterfly wings: BMR 3; Spider silk; BMR 2; both have a minimum quantity of 1/20 dr., availability of 20%, and cost of 3 GP); the T'ki't'k must use 11 basic quantities of each material, Powers of the Focus: the Cloak allows the T'ki't'k to metamorphose. This is accomplished by the MkU wrapping himself in his Cloak: in a number of turns, the Cloak will open, revealing the metamorphosed MkU.

The speed of the change, and the result of the change, are determined by the number of MKLs which the MkU has had possession of his Focus (NOT the MKL of the MkU):

#### TSS'TAATHI SHAPE CHANGES

Length of Maximum Possession of Focus	Time Needed for Change	Change into	Duration of Change
1-2 MKL	6 hours	PTENODRACON	6 hours
3-4 MKL	4 hours	DROMICCIONIMUS	12 hours
5-7 MKL	2 hours	DEINONYCHUS	18 hours
8-10 MKL	1 hour	IGUANODON	24 hours
11-13 MKL	6 turns	PTERANODON	2 days
14-16 MKL	4 turns	CHASMOSAURUS	4 days
17-19 MKL	2 turns	BRONTOSAUR	6 days
20 + MKL	1 turn	TYRANNOSAUR	7 days

PTENODRACON: This tiny creature, approximately the size of a sparrow, is able to fly just like the bird it so resembles. It has hair instead of feathers, and no manipulative fingers. Body points = 9, AC = 1, no attacks possible: see dinosaur charts.

DROMICEIONIMUS: A dinosaur resembling an ostrich: this dinosaur has manipulative hands (thus the MkU may use weapons, pick locks, etc., while in this form) and stands 7' tall and is 12' long from the tip of the toothless beak to the stiff tail (which is used, in all of these creatures, as a balancing aid). The Dromiceionimus is capable of speeds equivalent to a cheetah. Body points = 20, AC = 1, attacks/parry/dodge determined by PCF of MkU (gains -15% bonus to dodge, though, for inherent agility of the form); natural weaponry: two claws, MMC type, with WDF x 4; MMB fangs, WDF x 3. Move: 60/400

(one turn at max.).

**DEINONYCHUS:** This vicious little beast stands about 5' high and 8' long. It is fast, but not as fast as the Dromocoeiomimus. The Deinonychus has manipulative hands (with MSC claws which are used mainly to hold an opponent while the main weapon is brought into play. The feet of this dinosaur have a 5" long sickle-shaped claw which is used to rip open prey.

Whenever a chance of a body bash exists in melee, a MkU in Einonychus form may elect to grapple with the opponent (or he may do so by successfully grapple -- and he has a +25% chance of doing so, in addition to normal chances due to PCF); while grappled with an opponent, a Mage/Deinonychus may KICK (with a +30% chance to hit added to normal hit probabilities and a 1 - 15 indicating a critical hit to the legs or body). Body points = 35; see Dinosaur Charts for details. WDF +1 and +2 blows in addition to those normally possessed by the little horror.

**IGUANODON:** Fully as vicious as the Deinonychus, this one has the mass to back it up. The creature stands 15' high and weighs 4 tons, and has two main modes of attack: a bite, and 12" long thumbnails which are highly developed gutting knives. This overdevelopment of the thumb has removed it from use as an opposable digit, so the Iguanodon can perform no manipulative tasks, nor may he use weapons (other than the natural ones). Body is 50% of a 30' long Iguanodon (83 MP); all other characteristics as for the beast as given in the dinosaur charts.

**PTERANODON:** This is a stupendously large flying creature. The wingspan of a Pteranodon is 50 feet (!); however, the body only weighs about 25 dr. This is lighter than the real creature, to allow the MkU to carry up to 10 dr. of cargo. The Pteranodon is a glider, and needs a light breeze (about 15 mph) in order to take off from level ground; however, once airborne, it need rarely alight, since it can ride thermals indefinitely. Thus, it need not rest during a trip, and can travel, literally, as fast as the wind; and as far. Like the Ptenodracon and other small dinosaurs (up to the Chasmosaurus in size), the Pteranodon is covered by a coat of very fine hair. The Pteranodon also has a magical power due to being a shadow of the T'ki't'k who transmuted into it: to wit, the Pteranodon has a continually functioning Far-sight spell (which, coupled with the high-altitude capabilities of the Pteranodon, make it useful for aerial reconnaissance). Body points = 15; fatigue points = 15; AC = 1; parry/dodge = 0%; no attacks; move 20/turn when on ground, about 35 mph airspeed maximum (note that by facing into a headwind of 15 mph or more, the Pteranodon can appear to hover in one place). No weapon use. When at MKL 16, the "FRP" model may be used. See the dinosaur charts under Fliers, for details.

**CHASMOUSAURUS:** This creature most closely resembles a miniature Triceratops; it is approximately the size and speed of a rhinoceros. It cannot use its limbs for anything but walking and has no manipulative hands. However, a Chasmosaurus can carry twice as much as a Heavy War-horse at speeds equivalent thereto. Refer to the 6000-pound Monoclonous for details. However, the cloak only imparts 90 body points.

**BRONTOSAUR:** One of the biggest of the dinosaurs, the Brontosaur is about 70' long, weighs about 40 tons, and moves only 100'/turn; relatively slowly. However, it can keep this pace all day long. The tiny head at the end of the long neck is about 40' above the ground. The massive tail is held off of the ground (as if the case with all dinosaurs) to assist in balance. When rearing up on its hind legs, the head can reach almost 55' into the air. A Brontosaur can carry 10 tons of cargo on its arched back; howdahs and cargo platforms being used. Body points = 200. See dinosaur charts for other details.

**TYRANNOSAURUS:** Probably the most efficient killing machine ever to exist, the Tyrannosaurus weighs 8 tons, stands 20' high, and is 40' long. Its jaws are 4 feet long, and filled with individual teeth each six inches long. The tiny forelimbs (only 2 1/2 feet long) are used only to brace the creature when he stands up from slumbering. It walks in an ungainly sinuous waddle, but is capable of speeds equal to heavy horse. Body points = 150; see dinosaur charts for other details.

## Kulun'Saatha T'K'I'T'K

Unlike the Hss'Taathi Metamorphs, the Kulun'Saatha T'ki't'k makes the following transformations:

Length of Maximum Possession of Focus	Time Needed for Change	Change into	Duration of Change
1 MKL	6 hours	Mesosuchus 10' long	6 hours
2 MKL	4 hours	Mesosuchus 15' long	6 hours
3-4 MKL	4 hours	Jesosuchus 20' long	8 hours
5-6 MKL	2 hours	Machaeropsopus 25' long	12 hours
7-9 MKL	1 hours	Pteranodon/Henodus	18 hours
10 MKL	6 turns	FRP Pteranodon	24 hours
11-13 MKL	4 turns	Elasmosaurus	2 days
14-16 MKL	2 turns	Tylosaurus 20' long	4 days
17-19 MKL	1 turns	Triceratops (24000 dr.)	6 days
20+ MKL	1 turns	Tylosaurus 50' long	7 days

All creatures named above are at 75% body levels printed in the Dinosaur section but are other-wise like the real beasts.

The T'ki't'k's Cloak becomes a part of the creature into which he is changing, and is damaged by attacks upon the creature. When the T'ki't'k changes back into Hss'Taathi form, the Cloak will have been damaged according to the number of points suffered by the form: for every point done to the form, the Cloak is 1% destroyed. Thus, if a MkU in Iguanodon form lost all his body points in a

melee, the cloak would be 83% destroyed when the change reversed. This damage may be repaired (if not, it remains with the cloak -- and if it ever equals 100% or more, the cloak is destroyed) by the T'ki't'k. To do so, the T'ki't'k must have 1/20 dr. of spider-silk and 1/20 dr. of butterfly wings available for patching work (these need not be enchanted) for every 10% of damage done to the Cloak (in the above case, then, he would need 4/10 dr. of each). The T'ki't'k then begins the repair: to do so, he simply rolls 1d100; if the roll is less than the amount of damage remaining on the Cloak, then ONE POINT of damage is removed. The T'ki't'k may not undertake any other activities on a day in which he is involved in repairing his Cloak. He may only make one repair roll per day.

It can be seen that completely repairing one's cloak can be a long process: those last few subtle flaws are very difficult to find, and the last one is impossible (since it is not possible to roll less than 01). Note, that the cloak is not damaged by hits which result only in fatigue loss by the form, but only by body point loss.

However, as long as the Cloak is undestroyed, IT takes the damage done to the form, when the T'ki't'k is metamorphosed. When he Changes back into Hss'Taathi form, the MkU is always un-damaged, though his Cloak may be in tatters. If the Cloak is destroyed (due to taking damage while the T'ki't'k is metamorphosed), then the metamorphosis is immediately reversed, and the T'ki't'k is rendered unconscious for 4d6 turns.

## Spells

The T'ki't'k will learn all spells except Illusion, concentrating on Command spells. Note that the T'ki't'k's spell-casting ability is not hampered in any way whatsoever by any metamorphosis; also, the saurian tongues can still be spoken by any of these forms. However, only those forms with manipulative hands can employ devices or weapons. Also, when a T'ki't'k metamorphoses, he may change into any form which he has learned previously, not just the one corresponding to his level. Thus, a 10th level T'ki't'k could metamorphose into anything from a Ptenodracon to an Iguanodon the change would take one hour and would last up to 24 hours. Fatigue loss would be 25% of the MkU's fatigue: this loss would not appear until the MkU changed BACK into Hss'Taathi form.

When casting spells in metamorphosed form, the fatigue loss is based on the fatigue of the casters normal form, but fatigue loss is 10% because the cloak/focus is otherwise fully occupied.

A T'ki't'k may make a new focus if the old one is destroyed, but his metamorphosing capabilities are reduced by 1 MKL for every time that the T'ki't'k must reconstruct his cloak. Thus, if an MKL 5 T'ki't'k's cloak was destroyed, he could make another, but could only perform metamorphoses at the MKL 4 level, and his metamorphosing capacity would forevermore lag 1 behind his "magick-casting" MKL. If the cloak had to be replaced twice, the lag would be 2, and so forth: the moral, obviously, is to protect the cloak.

## Ukai't'Akh: the Magicians

The Ukai't'akh subclass specialize in magical elixirs, potions and powders. They are also the main providers of magical weapons for Hss'Taathi fighters. Ukai't'akh may learn any spell type, but they may never cast the spells directly; instead, they must use their potions or powders or devices.

## Focus

The focus of an Ukai't'akh is a waterskin made of the skins of 11 different animals and treated in a mix of 11 essences, all enchanted to BMR 0 at 100%. This focus has the remarkable property of being able to carry 11 different potions (up to 7 doses of each) without the potions getting mixed; and the Ukai't'akh is able to drink any potion from the skin he desires, without any danger of getting the wrong potion.

## Potions

Most of the potions that an Ukai't'akh makes are very dangerous for Hss'Taathi who have not spent their adult lives under the strict dietary discipline of the Ukai't'akh: thus, if a Hss'Taathi who is not an Ukai't'akh uses a potion not specifically made for non-Ukai't'akh use, there is a 10% chance/casting level of the spell that the user will be rendered comatose for 1-10 days, and a 1% chance per casting level of the spell of outright death by poisoning. If a non-Hss'Taathi drinks an Hss'Taathi potion (or, for that matter, vice versa), the user will become comatose for 1-10 days, and the chance of death by poisoning will be 10% per casting level of the spell.

An Ukai't'akh can make "general" potions usable by any Hss'Taathi simply by following the guidelines set down under simple magical devices.


When making potions for his own use, however, the Ukai't'akh simply assembles the formula for the spell (the cost of ingredients should increase as the level of the spell increases) a simple guideline is to assume that the ingredients cost about 5 sp times the square of the casting level of the spell. The character's player and his

referee should collaborate on exactly what goes into each spell potion, and then spend 1 week per casting level of the spell cooking up the potion. At the end of this time, the Ukait'akh will have 1-6 doses of the spell in question. Basic magick spells can be combined (in which case the time spent is the sum of CLs of the spells involved), but other spell types cannot.

In order to make a potion or philter containing a spell, the Ukait'akh must first learn the spell, just like any other magick user; after learning the spell, the Ukait'akh may place it in potions or powders at will.

Any potion may be placed by the Ukait'akh in his focus: however, he does not receive the bonuses due to him for using his focus when he uses the contents unless the potion has been in the focus for 11 weeks. Until this span has passed, treat potions from the focus as regular potions. Note that some potions may be eligible for focus bonuses, while others in the same waterskin may not.

### The Bath of Ssk

kait'akh also have the ability to prepare the Bath of Ssk. To do so, they first must fashion the Basin, a 8' x 4' x 2' deep bowl-like structure, in which the Great Potion is held. The Great Potion is a potion containing 11 crushed emeralds, 11 other minerals, and 11 flowers, all enchanted to BMR 0 at 100%. 50 + 1dl00 "doses" of the Great Potion result from this enchantment, and all are kept in the Basin. (The Great Potion can never be removed from the Basin except under very special circumstances listed below; if moved under other circumstances, it dries into a powder and loses all magical properties.) Once every 11 lunar months during the new moon, the Ukait'akh must replenish the Great Potion with 1 dose of each of 11 different potions of the Ukait'akh's casting level (or within 2 CLs of Ukait'akh's CL) or the Great Potion loses its potency until the requisite potions are added.

Normally the Basin cannot be moved while filled with the Great Potion. If it must be moved, though, up to 33 doses of the Great Potion can be transported in the Ukait'akh's focus. The rest is lost.

The Ukait'akh must keep careful track of how much of the Great Potion remains in the Basin, for he will need to re-enchant some more once he runs out. However, this additional enchantment will take only 1/2 the time normally required to enchant the material, since the Ukait'akh is experienced in producing the special formula of the Great Potion. However, he only gains this bonus if he has 11 doses of Great Potion to add to the other ingredients to act as a catalyst.

Using the Bath of Ssk, the Ukait'akh can cause weapons and armour to become enchanted. The level of enchantment is determined by the number of MKLs that the Ukait'akh has had his

Bath of Ssk, the amount of time he spends tending the Bath, and Intelligence of the Ukait'akh.

Item	# of exp. With bath of Ssk	Doses of Great Potion consumed by enchantment	Time Item must remain in bath (weeks)	Minimum IQ to perform enchantment
+1 Weapon	2	5	5	14
-1 Armour	2	5	5	14
-1 Shield	2	4	4	14
+2 Weapon	3	11	11	15
-2 Armour	4	11	11	15
-2 Shield	5	7	7	16
+3 Weapon	6	21	21	17
-3 Armour	7	21	21	17
-3 Shield	8	15	15	18
+4 Weapon	9	63	42	19
-4 armour	10	63	42	19
-4 Shield	11	31	31	20
Flaming weapon*	12	+63	21	21
-5 Armour	14	126	85	21
-5 Shield	15	63	63	22
Hero's weapon*	17	+84	42	23

\*These weapons are made by immersing an already-created magical weapon in the Bath of Ssk for the listed time. A flaming weapon or a Hero's weapon always makes the user become Berserk when he draws the weapon.

The Ukait'akh spends only one day every four weeks actually tending to the Bath when an en-enchantment is being performed (at the beginning and end of enchantments less than 8 weeks long) when he must reach into the Bath and align the item being enchanted into the best relationship with the currents of the Bath; the rest of the time, he may do whatever he wishes. However, he must spend the seven days immediately preceding this one day of work in contemplating the currents of the bath or there is a 30% - (# of levels of experience with the Bath) chance of ruining the enchantment. In effect, then, this leaves the Ukait'akh with one week on and three weeks off.

Note that the Great Bath can be replenished while an enchantment is ongoing (indeed, in cases, it must be); the consumption of the Great Potion by the enchantment takes place at a steady rate throughout the enchantment.

Weapons developed by this method never develop Egos.

## Ss'Iss'Khe: the Hunting Caste



The Ss'iss'khe Hunting Caste is virtually identical to the Foresters with respect to their Woodcraft and Survival Lore. While only some become Mages, they are all regarded with respect (and some awe) for their skill in the wild.

The Ss'iss'khe are the trackers and the scouts of the Hold. In this role, they lead the hunt to prey and mount watch on the frontiers for intruders from potentially hostile Holds.

The Ss'iss'khe are also the chief animal trainers and handlers of the Hold. They are entrusted with the very important tasks of securing young animals, training them, and even driving the huge Brontosauri and the fierce Triceratopsi. In this they become highly proficient.

The Ss'iss'khe are also the "cowboys" of the Hold, riding the fierce but tractable light K'ssss'sahh or Domestic Yaleosaurus to herd the food animals. These Yaleosaurian mounts are also used for scouting and practically any other long-range work the Hunting caste is engaged in doing. The K'ssss'sahh is the most prized possession of a Ss'iss'khe and he will ride it anywhere if he has the chance.

The Ss'iss'khe also capture small Lycaenops and Cynognathi to train as pets and as hunting "dogs". If players wish, a number of related species can also be introduced by using various Hunting Dog types presented in the C&S Sourcebook and casting them as small quadrupedal versions of the Lycaenops and Cynognathi -- evidencing the characteristics of the Talbot or whatever in a dinosaurian form.

Experience is gained for hunting, fighting, etc., as outlined for Foresters.

## Ss'Iss'K'akh: the Hunting Mages



The Ss'iss'k'akh are "Natural Talent" magick users virtually identical to the Elvish Forester Mages with respect to their Forester Magick. They have a 2% chance per IQ point of obtaining a spell every 10,000 experience points, to a maximum of 22 Forester-related spells. Dexterity must be 12 or higher to qualify for this magical sub-caste.

Those Ss'iss'k'akh having a Charisma of 15 may also practice Shamanistic Magick.

Experience is granted for the practice of magick and for hunting of animals. Slaying enemies brings 80% of normal experience.

Spells of Detection: Altitude, Life, Small Traps, Traps, Distance, Observation, Find the Path, Sense the Hidden. Small Traps, Traps, and Sense the Hidden are effective only in an outdoors setting, for the Magick works because of the Forester's sensitivity to and affinity for his surroundings.

Spells of communication and Transportation: Animal Messenger.

Spells of Command: Foresters acquire a rapport with animals and are able to cast spells of Command against them as if adepts of a particular Circle of Command once they acquire the spell (they need not know other spells of that Circle to be proficient against animals). Thus, a Forester knowing only Charm Small Animals would be an adept of the Second Circle for that purpose. Spells which can be acquired are: Charm Small Animals, Hold Small Animals, Command Small Animals, Hold Large Animals\*, Command Large Animals\*, Summon Animals.

\*Not applicable to Great Carnosaurs; nothing "holds" or "commands" them!

### Woodcraft

Being born to the countryside, all classes of Hunters acquire various talents and skills related to their vocation:

**Stealth:** Hunters have a basic 10% chance of moving stealthily through undergrowth when proceeding at normal speed. This probability is modified by 2% per level of experience attained. The resultant % is subtracted from the % chance of being heard by anyone in a 100-foot radius. If a Hunter is more than partially encumbered (carrying 41-50% of his carrying capacity), he subtracts 5% for every 25 Dr. of excess weight. All Hunters add an extra 10% to the above probabilities.

**Hearing:** Like Thieves, Hunters have keenly developed hearing. Hunters enjoy the same hearing percentages as Elves and Hobbits.

**Blending with the Surroundings:** Hunters have a basic 10% chance of blending with a forested background, modified by the same bonus percentages as given for Thieves' Hiding in Shadows. Hunter Mages have an extra 10% chance of blending.

**Covering Tracks:** A Hunter can cover his own tracks when required. They have a basic 90% chance -10% per two extra persons with him not of the Hunter class (-30% per two mounted persons or pack animals). If a Hunter is tracking a Hunter who successfully covered the trail, he has a basic 10% chance +5% per level of experience above that of the quarry of finding the trail anyway. Hunters of a lower experience level than the one he is following will subtract 2% per level of difference from the basic 10% chance. Covering tracks requires slowing down to a cross-country speed of 1 mph or less.

**Holding Large and Small Animals:** Hunters possess this almost "magical" ability because of their knowledge of animal behavior. The confidence shown by a Hunter when facing an animal causes the beast to hesitate and will forestall an attack (if that was the animal's original intention). The animal will be "held" or frozen in place 20% + 5% per experience level to a maximum of 90%, checked each turn. Only one animal may be affected at a time, with an effective range of 30 feet + 5 feet per two experience levels to a maximum of 75 feet. The Hunter must meet the animal's eyes to be effective, and the animal must not have been charging when the gaze was leveled.

Should the Hunter move forward whilst holding the animal, the animal will resume its original intention 75% of the time or choose the opposite action 76-100% of the time. However, in the case of animals with which the Hunter enjoys rapport, he will be able to approach the animal and still "hold" it motionless. Rapport eliminates all hostility unless the animal is serving another Forester at the time. Should the Hunter back away slowly whilst holding the animal, he has a 90% chance of getting away from a hostile beast.

**Finding Direction:** Hunters have the natural ability to find True North whenever they are above ground, without fail, unless Magick is being used to muddle a Hunter's senses. This deliberate confusion he can detect 10% of the time + 2% per experience level.

**Intentions of Animals:** Hunters are able to discern the intentions of animals by their behavior in his presence. For each level of experience, a Hunter learns to "read" the intentions of two animals. In melee, this gives him a 20% chance + 3% per experience level of correctly guessing the tactic (dodge, parry, strike or TAC choices) chosen by an animal bent on attacking him. This "tactical reading" is made after the animal's tactics are chosen, and the Forester may then choose his own counter-tactics accordingly.

**Premonition:** Hunters have a highly developed "Sixth Sense" and will be able to forewarn the people he is with (or sense for his own benefit, if alone) any imminent danger in the wilderness. By his heightened awareness, he will either bear of sense something ahead or he will notice unnatural alterations to the surrounding vegetation (bent grasses, broken twig, etc.) suggesting a possible ambush. An encounter has a 50% chance -3% per experience level of the Hunter of evading his notice before it happens. However, if a Hunter is preparing an ambush, add +3% per experience level to the chance of the encounter being unnoticed (less the minus percentages of any Hunter in the party to be ambushed). The "premonition" does not reveal the nature of the peril, only its presence within 100 feet.

**Trapping with the Snare:** Snares are used to catch small dinosaurs, being set on "runs" which the creatures use regularly. Snares must be set in areas frequented by small game, such as copses and thickets. Non-hunters have a 30% chance of setting a snare correctly. Hunters have a 50% chance + 5% per two levels of experience. Once the snare has been successfully set and sprung, there is a 30% chance of the plug securing the snare having filed. This is modified for Hunters by -2% per two levels of experience. This allows for the prey to pull the plug free. If the snare is not checked once per day, there is a 50% chance +10% per day thereafter that the catch, if any, was stolen by some other animal.

**Catching Fish:** The snare used to catch fish is made from a willow stick tied back upon it-self in a "running noose". (Willow is remarkably pliant when green.) Once a fish is located, the Hunter slips the noose, set for the size of fish, into the water some 3 or 5 yards up-stream of the fish's head. The noose is slowly moved downstream until it slips over the fish's head and about 1/3 of the distance along its body. Once in position, the willow is given a sharp jerk up and towards the bank, pulling the fish from the water. However, the noose will not hold the fish once the tension is released, and the fish must be grabbed before it can wriggle free and fall back into the water. Amphibians, however, simply dive in and catch fish with their teeth.

Fish Encounter	%	Approach %	Pull %	Secured %	Time Factor
6oz - 1 Dr.	01-60%	80%	50%	50%	1 encounter/10 min.
1	- Dr. 61-75%	65%	80%	55%	1 encounter/10 min.
2	- Dr. 76-90%	45%	60%	60%	1 encounter/15 min.
3	- Dr. 91-95%	30%	40%	75%	1 encounter/20 min.
5	- Dr. 96-00%	15%	25%	80%	1 encounter/20 min.

If the dexterity of the Hunter is 14+, add +10% to percentage chance of success. If a non-Hunter is fishing, subtract -20% from all percentages.

**Tracking:** After long hours spent in the woods and surrounding countryside, the Hunter has developed an excellence in the Art of Tracking:

- Soft Earth/Soft Cover: 10% per level to max. 100%, but -7% per day of age of track.
- Hard Earth: 7% per level to max. 70%, but -7% per day of age of track.
- Rock: 2% per level to max. 20%, but -7% per day of age of track.

Bad weather (rain, etc., which obscures tracks) reduces maximum percentages by 25%. Cross trails, doubling back, etc., by animal reduces maximum percentages by 1-20%.

A check is made once every 15 minutes or whenever new terrain is encountered or the quarry changes direction. If the trail is lost by failing the modified probability of keeping on the trail, there is an initial chance of 5% per level of the Hunter to a maximum of 30% of finding it again within 15 minutes. If this attempt fails, there is a 10% chance per hour of rediscovering the trail, checked

hourly so long as daylight persists. Once the trail is found again, resume tracking. Tracking percentages may be applied to any quarry, beast, monster, or man, which leaves a track.

Should the weather or evasive action reduce the percentage chance of tracking to 0%, the trail is considered to be totally obscured to normal observation and may be found again only by the use of magick.

**Climbing:** Not only Hunters are able to climb trees, cliffs, and the like, but they are most proficient at it. The climbing abilities of different character classes are:

Foresters: 80%/10 feet climbed + 2% per Dexterity point above 12.  
Thieves : 75%/10 feet climbed + 2% per Dexterity point above 12.  
Elves : 85%/10 feet climbed + 2% per Dexterity point above 12.  
Others : 80%/10 feet climbed + 2% per Dexterity point above 14.

Few handholds : -1 to -20%  
Partially encumbered (40-50% carrying capacity): -10%  
In full armour: -15%  
Fully encumbered (50 + X carrying capacity): -25%  
Using rope: +1 to +20%  
Dexterity under 12: -3% per DEX point  
Carrying Pack: -5%  
Fear of heights: -50%

If a character fails in a climbing attempt, he has a chance of saving himself equal to the following:

Fighters: 10% + 5% per Dexterity point above 10.  
Thieves: 10% + 4% per Dexterity point above 10.  
Hunters: 10% + 4% per Dexterity point.  
Others: 10% + 2% per Dexterity point above 10.

DEX under 10: 10% - 2% per Dexterity point below 10.  
Fear of falling: no save possible (25% of all saurians have this fear).  
Secured by rope: +25%, if rope is secured above.  
Failure = rope breaks.

If a character fails to save from a fall, he runs the risk of injury:

01-50 = No effect +10% per 10' from the ground.  
51-80 = Stunned 1-6 turns +10% if wearing pack.  
81-90 = Sprained limb +10% if wearing armour class 6-10.  
91-00 = Broken bone + 1% per foot fallen to rocky ground.  
+ 1% per 3 feet fallen to hard ground.  
-20% if falling to soft cover (thicket, water).

A sprain signifies injury to the arm 1-20% (50-50 chance of left or right), causing it to be useless for 1-6 days. On 21-00, an ankle is sprained, reducing movement, dodge, and bash by 50%. Roll 1d6 per 10 feet fallen, with damage to fatigue then body.

A broken bone signifies severe injuries. There is a 10% chance of critical injury if the fall is over 20 feet, with +10% per 10 feet above that, Falling to rocky ground adds an additional 10% chance of critical injury. Critical damage is equally divided between the body and fatigue levels, with 1d6 of damage per 10 feet fallen +3 damage points per 10 feet fallen. Non-critical falls cause 1d6 of damage per 10 feet fallen, assessed against fatigue then the body, and if the body is untouched it is a sprain.

Broken bone damage may be determined by rolling on the Critical Damage Table, provided in the Physician Rules.

**Archery:** In addition to "Favorite Weapon" skill, the following hit probability bonuses apply:

- Hss'Taathi: +10% with the long bow
- Kulun'Ssaatha: +15% with the crossbow

#### SPECIAL EXPERIENCE BONUSES

Being a Hunter: 1 pt/day x experience level  
On expedition: 3 pt/day x experience level  
Successful Kill: 150% of animal experience bonus  
Following Trail: 3 pt/day x experience level  
Supplying Party: 10 pt/person fed per day  
Vanquishing/Slaying: As for Fighter when defeating enemies by force of arms

## The Kulun'Ssaatha



he Kulun'Ssaatha are a crocodilian race descended from a small species of Mesosuchians. Like the Hss'Taathi, they are a warm-blooded race, highly intelligent and remarkably accomplished.

## Physical Description



he Kulun'Ssaatha have a decidedly crocodilian cast to their features, with long snouts, a well-armoured hide, and a characteristic green or greenish-grey coloration.

The Kulun'Ssaatha are bipedal creatures who stand erect on two strong hind legs, using their tails for balance; and their appearance when running is similar to that of the Hss'Taathi. However, their Mesosuchian ancestry is still strong, and they can revert to quadrupedal movement in the swamps, giving them

remarkable speed on mucky ground. They are also superb swimmers.

Everything about their appearance suggests a crocodilian with an erect stance. Like all of their racial type, they prefer tropical climates and do not appreciate cold weather.

They have the Hss'Taathi weakness for jewelery and rich attire, but the Kulun'Ssaatha use no body dyes, paints, or tattoos. Also, like the Hss'Taathi, there is no significant distinction between the sexes except during the mating season.

## Social Castes



he strata of Kulun'Ssaatha society are virtually identical to those of the Hss'Taathi. However, Khuihh are not in any way despised but are accorded the same rights and status as the T'Kah (including the same weapons, armour and right to enter into "political" affairs). This signal difference is due to the fact that the Khuihh are most accomplished as mariners, and the Kulun'Ssaatha are a sea-faring people.

## Kulun'Ssaatha Senses

The senses of the Kulun'Ssaatha differ somewhat from those of the Hss'Taathi:

Sight is somewhat sharper than that of humans. The field of vision is almost identical to that of the Hss'Taathi, but the night-vision of the Kulun'Ssaatha is remarkably acute up to 50'.

Smell is somewhat dull, definitely inferior to that of humans and Hss'Taathi alike.

Hearing is fair, somewhat duller than that of humans; however to compensate for that, the Kulun'Ssaatha are quite sensitive to vibrations in the ground, especially when lying supine (on the belly) in the characteristic resting position.

Taste is highly developed, and the Kulun'Ssaatha have developed the enjoyment of fine cuisine to a true Art.

Touch is almost as well developed as that of humans and, in the case of the Khuihh, often is the equal of man's. This had led to a fairly high level of pre-scientific technology and craftsmanship which makes Kulun'Ssaatha products desired throughout the saurian world.

Heat sensing capacity is virtually non-existent -- about the level of man's.

## Kulun'Ssaathi Characteristics



he characteristics of a Kulun'Ssaatha are very similar to those of their dry-land cousins, the Hss'Taathi. Indeed, when rolling characters the same tables are used, except that no crocodilian will reach "Giant" heights. All characteristics, then are virtually the same.

## Natural Weapons

The Kulun'Ssaatha differ from the Hss'Taathi in that the only natural weapons worth mentioning are the powerful jaws. All castes specialize in the fangs as a matter of course:

All castes: MMB(2) Medium Fangs; maximum of 12 points damage.

The Mages use the Iss't'aa ("fangs") and Iss't'haa ("Claws") as do Hss'Taathi Mages.

## General comments

Virtually all of the sections on Hss'Taathi characteristic determination, weapon-skill, language, charisma enhancement, religion, family life, social organization, commerce, etc., apply to the Kulun'Ssaatha.

## The Challenges

The Challenges are practiced by the Kulun'Ssaatha in much the same manner as do the Hss'Taathi. The only difference of note comes in the Challenge for First Hold.

The Kulun'Ssaatha are a maritime folk, a reasonable development considering their origins in the waters of the swamps. Their ships are powerful galleys similar to the types used in the Mediterranean in the later middle ages. Normally, no Challenges for Hold will be entertained until there are sufficient surplus populations in the various Holds of a Kulun'Ch'aikthe, whereupon he and his vassal Lords make sure that the "fix" is in order to provide for the 250-350 followers needed to man a vessel to set up a "colony". Challenges for Hold are then issued in each of the Holds to gather men, the leaders gather, and a Great Challenge for First Hold is

conducted in a manner similar to that employed for the choosing of a new "Voice" to determine the most charismatic leader, who becomes the new Lord, with the other Hch'ait his chief lieutenants. (The Game Master will thus determine the moment that such an event takes place, the number of the NPC Hch'ait Challengers and their important characteristics, and conducts the Challenge ceremony to determine who becomes the Lord; hopefully, a player-character is successful.) To simplify the process assume 250 + 1d100 followers have been gathered, and that there are 2 + 1d6 Challengers for First Hold. In the event that a First Lord dies, the second in the Challenge becomes Lord, and so on, until all of the Challengers are accounted for. This is a signal difference from the Hss'Taathi practice, as the Kulun'Ssaatha recognize a definite chain of command and inheritance of leadership amongst the original Challengers for First Hold. Only after all the Lords and Lieutenants are dead is a general Challenge for the Hold possible.

## Towns & Cities



he Kulun'Ssaatha prefer life above ground and build powerful stone towers and tall castles in the swamps, building on islands or on rocky crags along the seashores, where they maintain their fortified harbors. Hch'Ait and Mages each have separate quarters for themselves, with their immediate followers and Khuihh housed in Caste Quarters nearby. Otherwise, the internal layout of castles and towers is not dissimilar to that of many mediaeval constructions.

Cities are nothing more than extensive castle-type fortifications, usually superbly constructed.

A common feature of all these establishments is the liberal provision for Nch'Kuhh or Bathing Pools -- large, shallow "baths" for lounging in leisure moments in quarters -- and they will be found throughout a Hold. Most social activities are conducted in and around the Nch'Kuhh, and a great pool occupies the center of the Hold Room, with "basking stones" along the edges. Often, favorite varieties of fish are maintained in the pools to provide a tasty, wriggling snack for the owner of a Nch'Kuhh or his guests. The love of bathing is a definite crocodilian trait.

## Fighting Mounts



n addition to the mounts maintained by the Hss'Taathi for war, the Kulun'Ssaatha also use large Machaeropsopi and Mesosuchians for travel and warfare in the swamps. They will have nothing to do with Triceratopsi, however, viewing the huge horned dinosaurs as a bit too temperamental for their taste.

## Maritime Activity



he Kulun'Ssaatha engage in extensive maritime trade. For traffic on the rivers or on lakes they use vessels similar to Viking longships because of the ease with which the maneuverable vessels can be beached or moved across stretches of land between rivers/lakes (on rollers). On the seas they use galleys of various types of sailing ships -- many designs being similar to those of earth's history.

The Hss'Taathi, being land dwellers totally mystified by the art of sailing, engage the Kulun'Ssaathi for voyages to other lands or along the seacoasts, up and down rivers, etc. Since relations between the two races are generally good, such adventures often turn a mutual profit. Similarly, the Hss'Taathi are far more accomplished at managing beasts for land travel, and the Kulun'Ssaatha engage them to haul goods overland and even to tow their long-ships between water-ways with the mighty brontosaurians.

## Warfare

### The Hss'Taathi



ars are fought between the saurians for many reasons, as many as there are for war among the Softskins. Past Hss'Taathi wars have been fought to avenge gambling debts, lost love, and insults. They have been fought to gain land, to destroy enemy lands, to force the hand of a rival, or to reaffirm an alliance. However, the main reasons for fighting are:

120. to obtain glory and power, pure and simple;
121. to bring the Softskins under Hss'Taathi dominion simply because they are Softskins and do not "know" Ssk'al;
122. to wipe out the insult of a "bad" Challenge when the challenged Lord either refuses to recognize the Challenge or refuses to abide by the results of a Challenge;
123. to take advantage of a golden opportunity to smash a rival by a quick attack when he is unprepared. Whatever the reason, wars tend to be conducted along similar lines.

First, the Lord Holder calls together all of his Ssuustkh and tells them of the plan. He will delegate certain tasks to the various Ssuustkh according to their abilities and his opinion of them. The Ssuustkh have considerable latitude with regard to the execution of their duties, the level of independence of action approximately equal to that of Softskin barons in the army of a great feudal Lord. The results can be similar, too: honor in battle is as important to the Ss'hss'tah as it is to any Softskin Lord.

Once it begins to move, an Hss'Taathi army travels rapidly. With the Ss'iss'khe leading the way and scouting for miles to the front and to both flanks, the members of the Hold, travelling light, pass easily through apparently trackless wilderness. Often, large pack animals are taken along and are eaten on the way. The typical Hss'Taathi army travels about 1 1/2 times as fast as a human infantry army of equivalent size; cavalry forces are comparable to human units of light cavalry.

When the enemy has been located, the favorite Hss'Taathi tactic is the Kaa'Haasst'Ssk'al or "Hammer of Ssk'al." About 75% of the army attacks and engages the enemy, with pike-armed infantry massed in a block in the center and cavalry on the flanks. The remaining 25% of the army makes a wide sweep to one flank: if all goes well, this Hammer will strike the enemy at the crucial moment, suddenly appearing on the flank or rear to destroy the enemy formation. The Hammer almost invariably consists of Triceratopsian cavalry, "regular" cavalry, and a picked force of pike troops.

The Hammer of Ssk'al has been questioned as a tactic by Hss'Taathi who have remained in the Softskin world because it has been overused: most Softskins now make special efforts to keep the Hss'Taathi forces located, if possible, and do not fall into the old trap so readily. Some Hss'Taathi Ch'aikhe are now of the opinion that the Hammer of Ssk'al is no longer of use. They point out that there is nothing in the Softskin arsenal which can stand up to the charge of Triceratops, unreliable and cantankerous though they may be, especially when the beasts are closely supported. When using the Hammer of Ssk'al, they argue, that close support sometimes is hard to assure, and many a valuable Triceratops have been chopped into Khuihh food after becoming separated at the completion of its charge because the rest of the army has failed to move rapidly enough to exploit the inevitable gaps. The Softskins have, furthermore, learned not to "joust" against Triceratopsi because that is merely a glorious way to a sure death.

In a purely saurian world, however, the Hammer is still a favored tactic in the open grass-lands, and one can expect to encounter it whenever a large army is in the field.

When the enemy forces have been located, the Hss'Taathi army gathers its forces from their lines of march and tactical orders are given. On the march, Hss'Taathi armies march in several columns often separated by some miles but in communication at all times. On the day following the concentration of forces, the army engages the enemy on convenient terrain, refusing battle in cases where the enemy enjoys a clear terrain advantage unless a victory is essential at that time. The Lords Holder exhort their Holds to bravery, and the Ss'iss'khe hunters dart forward and begin peppering the opposing lines with arrows. Soon, the signal for the attack is given by means of the omnipresent Ssk'Thuum'ah (Drums of Ssk), which are capable of communicating any order by means of an elaborate code.

Once launched, an Hss'Taathi charge cannot be halted by the Commander, and the battle degenerates into the usual "feudal" mass melee. However, when hard-pressed, an Hss'Taathi unit will form a pike square -- similar to the Scottish Schillitron -- and will stand firm in the face of any attack until the square is "broken" by repeated assault.

The main weakness in the Hss'Taathi command system is the leader. If a Lord Holder dies, there is no recognized commander for the Hold. In such cases, the entire Hold usually just withdraws from the battle, bearing the dead Lord for proper ceremonies, after which it determines by Open Challenge who will become its next Lord Holder. In some cases, a Lord Holder will allow an Open Challenge before a battle to determine his successor should he die in the field, but this course of action can prove dangerous: the "successor", if ambitious and underhanded enough, might be tempted to provide a "self-fulfilling" death for the Lord Holder. As long as a Lord Holder is alive, though even mortally wounded, the Hold will continue to fight for him and remain in the field. Also, there is a 25% chance that the Hold members have so much respect for their Lord Holder's Ch'aikhe that they will continue to fight for him when the Lord Holder is slain, postponing the Open Challenge until the battle is resolved.

Amongst themselves, the Hss'Taathi regard surrender as an honorable and accepted way of meeting defeat. It is accomplished simply by dropping one's weapons and "grounding" oneself, where-upon the victor will either accompany the captive back to the captor's personal Khuihh or else will simply withdraw from the battle with his captive. When the captor is of higher caste than the captive, it is sufficient to order the captive to tell his name and to wait for the captor to collect him after the battle. Once the Softskin Knights realize that this practice is very similar to their own concepts of chivalric capture and granting of oath-parole, far less "messy" battles will occur.

If a captive is not ransomed by his Lord Holder within a month (longer periods may be granted in cases involving large ransoms or

considerable distances between Holds as a matter of course), he becomes a member of the captor's Hold and is forbidden to desert for two years.

When a Lord Holder is forced to surrender, all of his personal household also surrender. Ransom is set only for the Lord Holder; his Hold merely accompanies him, as part of all deals.

The only caste for non-combatants is Khuihh; thus all who choose not to fight (except younglings) are deemed to be Khuihh belonging to some Lord Holder. Captured Softskin Khuihh are ransomed back to their Lords Holder if the Lord is not himself captured. If he was captured, all of his Khuihh are delegated to him, as is his right and duty, and lit is up to him to care for their needs while awaiting ransom.

In many instances, captives are released on "parole" -- the giving of an oath to pay the ransom promptly and to refrain from fighting against the captor and his Hold until the ransom is paid. This oath is invariably followed, and not one instance of its being broken can be remembered in the long history of the Hss'Taathi.

## The Kulun'Saath

Being swamp-dwellers, the Kulun'Saatha are not seriously hampered by marshy terrain and prefer not to engage in battle on dry land any distance from the swamps -- particularly when engaged in open warfare with the Hss'Taathi. The Kulun'Saatha are no fools; they know that they have nothing to match the devastating charge of the Triceratopsi. Thus they prefer to draw their enemies into their own environment, where "heavy" cavalry is virtually useless and becomes "bogged down" in the mud, where their mobility cannot be matched by most other adversaries, and where massed infantry and pike formations lose all benefit of charge impetus.

When forced to march in the open grasslands, the Kulun'Saatha often call upon allies amongst the Hss'Taathi to provide scouts and cavalry escorts, for they are not at all at home in the "drylands". When caught in the open, they adopt a defensive square formation, pikes and spears facing out, with archers, crossbowmen and light artillery in the center. They carry 8' - 10' sharpened stakes with them which they drive into the ground before their lines to discourage cavalry assault (even the Triceratops is not immune to this form of defense and will often "refuse" to attack across stakes). No tactic, however inviting, will draw them into a precipitate charge, each soldier holding firm in line despite the most grievous of insults and provocations offered by enemies.

In the swamps, the favorite tactic of the Kulun'Saatha is the N'ssk'ah, A "roadblock" is set across the path or trail, barricaded and heavily defended, with amphibious "cavalry" mounted on mesosuchians and other amphibious mounts in the waters on either side to "discourage" flanking attacks. Hard-hitting skirmishing forces then attack the column all down the line, usually from ambush, killing a few enemies with arrows and spears before withdrawing back into the swamps to escape the inevitable counterattack. Thus a "dry-land" army is often worn down long before it reaches a Kulun'Saatha Hold.

When facing other amphibious races warfare takes on the more traditional battle-line style, for all of the amphibious races are able to cope with the watery environment enough to employ standard tactics. Where possible, the ground chosen is marshy but not deeply overlain by water. Indeed, so superior are the Kulun'Saatha to their amphibious enemies on dry land, that they will prefer to engage on dry terrain where possible, where their advantage is almost as great as that of the Hss'Taathi when facing such adversaries.

However, it is at siegecraft and fortification-building that the Kulun'Saatha truly shine. They are masters of siege warfare and have developed the full panoply of siege engines needed to reduce strong walls. They also have designed the crossbow to a fine standard, and half of their missile troops are armed with superb heavy crossbows with remarkable hitting power. As noted earlier, their fortifications rival those of the feudal period of Europe, and in the field they build strongly fortified camps, especially in the "dry lands".

Being amphibians, the Kulun'Saatha have developed the naval arm of their military to a high degree. Their armies will often travel by sea on their powerful galleys and sailing ships or by river on their "longships" and river galleys. These vessels are often used as mobile bases of operations and as final refuges if a disaster is suffered in a land battle.

## Army Strengths

The following strengths may be used to compute the fighting power of each army when using either the Mass Combat rules.

For small armies, the values can be taken as applying per man. Large armies can be computed on the basis of the point values being assigned per 10 men or multiples thereof to reduce the number of computations.

<u>Hss'Taathi Troop Type</u>	<u>Morale Level</u>	<u>Class</u>	<u>Value</u>	<u>Class</u>	<u>Value</u>	<u>Class</u>	<u>Value</u>	<u>Class</u>	<u>Value</u>	<u>Class</u>	<u>Value</u>
Hch'ait	A	HAI	40	HI	35	SHAC*	75	AC*	60	MC*	50
Hch'ait	B	HAI	35	HI	30	SHAC*	65	AC*	50	MC*	40
Hch'ait	C	HAI	30	HI	25	SHAC*	50	AC*	40	MC*	35
Sslissi	A	HAI	35	HI	30	SHAC*	70	AC*	55	MC*	45
Sslissi	B	HAI	30	HI	25	SHAC*	55	AC*	40	MC*	35
Sslissi	C	HAI	25	HI	20	SHAC*	45	AC*	35	MC*	30
Hssaikh	A	HAI	30	HI	25	--	--	AC*	40	MC*	35
Hssaikh	B	HAI	25	HI	20	--	--	AC*	35	MC*	30
Hssaikh	C	--	--	HI	15	--	--	AC*	30	MC*	20
T'Kah	A	--	--	HI	15	--	--	--	--	--	--
T'Kah	B	--	--	MI	12	--	--	--	--	--	--
T'Kah	C	--	--	MI	10	--	--	--	--	--	--
Ss'iss'khe	B	--	--	MI	15	--	--	--	--	MC*	30
Ss'iss'khe	B	--	--	LI	10	--	--	--	--	LC*	18
Khuihh	C	--	--	MI	8	--	--	--	--	--	--
Khuihh	C	--	--	LI	5	--	--	--	--	--	--

\*SHAC = armoured K'Haasst.

\*AC = unarmoured K'Haasst or armoured T'Haasst.

\*MC = unarmoured light T'Haasst.

\*LC = unarmoured light T'Haasst ridden by warrior in LI gear.

Triceratops are ML A units ridden by Hch'ait A and rate as 5 SHAC at 150 points per figure.

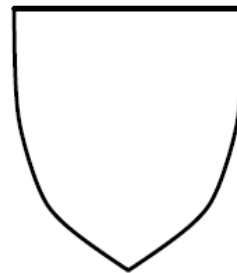
In swamps, Hss'Taathi troop values are reduced by 1/5, and all cavalry by 1/4. Triceratopsians cannot function in swamps.

Kulun'Saatha troop values are identical to Hss'Taathi troop values so long as they are fighting in swamps, but are reduced by 1/5 in "dry lands". Cavalry remains constant, as the Kulun'Saatha use appropriate mounts in swamp and "dry land" regions. They do not ride the armoured or unarmoured K'Haasst, however, preferring the K'sss'sah Yaleosaurs of the swamps as mounts.



Player:

Coat of arms



Name:

Race:

Age:

Class:

Size:

Weight:

Body:

Fatigue:

Horoscope:

Lvl/MKL:

Experience:

Honour:

Status: + Honour/100

**STR:**

PCF:

WDF:

race Char. class Spe.<sup>1</sup>

**DEX:**

Hit:

**CON:**

(..../....)

Blows:

**INT:**

Parry:

**WIS:**

Dodge:

**BAV:**

**APP:**

PMF:

EDF:

Limit:

**FER:**

SAN:

Volume:

**CHA:**

Range:

Time:

Remember:

Read:

**ALI:**

MIRACLE:

INTERVENTION:

Armor	Class	Hit	Dodge	Absorption

Weapon	Type	blows	WDF	Spe.	0-6	7-8	9+

<sup>1</sup> Specialization: if DEX > 11 then P&D ±2% / lvl for fighters, ±1% / lvl for non-fighters



**Skills**

<p><b>General</b></p> <input type="checkbox"/> Appraise <input type="checkbox"/> Arrow cut <input type="checkbox"/> Awareness <input type="checkbox"/> Bargain <input type="checkbox"/> Battle <input type="checkbox"/> Battlefield Tactics <input type="checkbox"/> Blasphemous Lore <input type="checkbox"/> Conceal <input type="checkbox"/> Courtesy <input type="checkbox"/> Disguise <input type="checkbox"/> Etiquette <input type="checkbox"/> Fast-drawing <input type="checkbox"/> Fast Talk <input type="checkbox"/> Faerie Lore <input type="checkbox"/> First Aid <input type="checkbox"/> Gaming <input type="checkbox"/> Gambling <input type="checkbox"/> Heraldry <input type="checkbox"/> Hide <input type="checkbox"/> History <input type="checkbox"/> Insight <input type="checkbox"/> Intrigue <input type="checkbox"/> Intimidation <input type="checkbox"/> Jump <input type="checkbox"/> Law <input type="checkbox"/> Library Use <input type="checkbox"/> Listen <input type="checkbox"/> Occult <input type="checkbox"/> Persuade	<input type="checkbox"/> Read <input type="checkbox"/> Recognize <input type="checkbox"/> Religion <input type="checkbox"/> Ride <input type="checkbox"/> Romance <input type="checkbox"/> Throw <input type="checkbox"/> Spot Hidden <input type="checkbox"/> Stealth <input type="checkbox"/> Streetwise <input type="checkbox"/> Survival <input type="checkbox"/> Swim <input type="checkbox"/> Torture <input type="checkbox"/> Tourney	<p><b>Thief</b></p> <input type="checkbox"/> Disarm <input type="checkbox"/> Trap <input type="checkbox"/> Open Lock <input type="checkbox"/> Pick Pocket <input type="checkbox"/> Move Silent <input type="checkbox"/> Hide <input type="checkbox"/> Climb <input type="checkbox"/> Walls <input type="checkbox"/> Mugging <input type="checkbox"/> Hear Noises	<p><b>Inquisitor</b></p> <input type="checkbox"/> Law <input type="checkbox"/> Library <input type="checkbox"/> Occult <input type="checkbox"/> Persuade <input type="checkbox"/> Insight <input type="checkbox"/> Torture
<input type="checkbox"/> Knight <input type="checkbox"/> Hurlled Weapons <input type="checkbox"/> Wrestling <input type="checkbox"/> Mounted Combat <input type="checkbox"/> Ambidextrous <input type="checkbox"/> Precision <input type="checkbox"/> Sense Danger	<p><b>Brigand</b></p> <input type="checkbox"/> Set Traps <input type="checkbox"/> Set Ambush <input type="checkbox"/> Find Hiding <input type="checkbox"/> Torture <input type="checkbox"/> Break-in <input type="checkbox"/> Beggar	<p><b>Assassin</b></p> <input type="checkbox"/> Back Stabbing <input type="checkbox"/> Use Poison <input type="checkbox"/> Antidote <input type="checkbox"/> Disguise <input type="checkbox"/> Hide Object <input type="checkbox"/> Rumor <input type="checkbox"/> Con Others <input type="checkbox"/> Chance of Evade	<p><b>Exorcist</b></p> <input type="checkbox"/> Purification <input type="checkbox"/> Casting out <input type="checkbox"/> Banishment <input type="checkbox"/> Ancient Lore <input type="checkbox"/> Faerie Lore <input type="checkbox"/> Occult Lore
		<p><b>Spy</b></p> <input type="checkbox"/> Detect Ambush <input type="checkbox"/> Detect conceal. <input type="checkbox"/> Disguise <input type="checkbox"/> Escape <input type="checkbox"/> Forgery <input type="checkbox"/> Imitate	<p><b>Forrester</b></p> <input type="checkbox"/> Stealth <input type="checkbox"/> Hear <input type="checkbox"/> Blend <input type="checkbox"/> Track <input type="checkbox"/> Find <input type="checkbox"/> Direction <input type="checkbox"/> Intention Animals <input type="checkbox"/> Ident. Food

Arcane	Spell	level	BMR	duration

**Miracles**

<p><b>Cleric</b></p> <input type="checkbox"/> Cure Minor Wound <input type="checkbox"/> Purify Food & Water <input type="checkbox"/> Remove Curse <input type="checkbox"/> Cure Disease <input type="checkbox"/> Cure Serious Wound <input type="checkbox"/> Str. of the Holy I <input type="checkbox"/> Cure Grievous Wound <input type="checkbox"/> Summon Law. Monst. <input type="checkbox"/> Find the Open Way <input type="checkbox"/> Recognize Evil <input type="checkbox"/> Smite the Godless <input type="checkbox"/> Walls of Protection	<input type="checkbox"/> Holy Word <input type="checkbox"/> Holy Symbols <input type="checkbox"/> Part the Waters <input type="checkbox"/> Walking on water <input type="checkbox"/> Str. of the Holy II <input type="checkbox"/> The Great Cure <input type="checkbox"/> Control Weather <input type="checkbox"/> Humility <input type="checkbox"/> Visions <input type="checkbox"/> The Wrath of God <input type="checkbox"/> Crusade	<p><b>Druid</b></p> <input type="checkbox"/> Blessing the God. <input type="checkbox"/> Rowan Grove <input type="checkbox"/> Restore Plants <input type="checkbox"/> Blight/Wither <input type="checkbox"/> Thorn Darts <input type="checkbox"/> The Open Way <input type="checkbox"/> Tangle Weeds <input type="checkbox"/> Cure Blight <input type="checkbox"/> Grow in Haste <input type="checkbox"/> Speak With Plants <input type="checkbox"/> Faerie Ring <input type="checkbox"/> Warp Wood	<input type="checkbox"/> Overgrown Path <input type="checkbox"/> Glade Of Dreams <input type="checkbox"/> Hedge Of Thorns <input type="checkbox"/> Wooden Bridge <input type="checkbox"/> Insect Pests <input type="checkbox"/> The Green Way <input type="checkbox"/> The Green Wood <input type="checkbox"/> Old Man Willow <input type="checkbox"/> Kinship <input type="checkbox"/> The New Forest <input type="checkbox"/> The enchant. forest
--	---	---	---

## Glossary

- Abacus:** Flat portion on top of a capital.
- Abbey:** large religious house belonging either to one of the orders of the Benedictine family or to certain orders of the Canons Regular (Augustinian Canons).
- Abbess:** female head of a nunnery of the Benedictine or related orders.
- Abbot:** the head of a monastic house of the Benedictine or related orders, and of certain orders of Augustinian canons.
- Abjurer:** A criminal who sought sanctuary in a church and elected to 'abjure' by confessing his sins to a coroner and then leave England forever, to avoid being hanged.
- Absolution:** the formal act of a priest or bishop pronouncing the forgiveness of sins by Christ to those who are qualified by penitence to receive it.
- Acolyte:** the highest of the minor orders of the ministry; they had particular responsibility for candles and assisted in preparations for mass.
- Aid:** A tax levied by a feudal lord on his tenants. In the case of a Royal Aid, the sovereign demands payment from his tenants-in-chief, who in turn demand it from their tenants, and so on down the line until the peasants end up paying for everything. Aids are traditionally levied when the lord wishes to knight his eldest son, marry his eldest daughter (for the first time).
- Aisle:** Space between arcade and outer wall.
- ale:** alcoholic beverage fermented from yeast, water, and malt. Safer than water!
- Alehouse:** Most families brewed their own ale in the middle ages as water was not always clean enough to drink. Occasionally, one of the families who brewed the best ale in the village would start to sell their ale to their neighbours, who would stop by to gossip. This would inevitably become the village alehouse - not quite a tavern.
- allod:** land held in full ownership. Inheritance regime based on the division of the allod amongst all heirs of equal rank; all sons, for example.
- Allure:** Walkway along the top of a wall.
- Ambulatory:** Aisle round an apse.
- Amerce:** To impose a fine on a person or village. The coroner would not collect it himself, but his clerk would record the amercement in his rolls to present to the King's justices when they visited; they would either cancel or claim the money.
- Alms:** money collected for the relief of the poor.
- Altar:** a table or slab consecrated for celebration for celebration of the sacrament of the Eucharist, or Holy Communion; in a medieval church, in addition to the high altar or principal altar, other altars dedicated to particular saints were located in chapels around the church.
- Apothecaries' guild:** Apothecaries have a monopoly on the gathering, preparation, and sale of herbs and medicines for profit. Most freemasters operate shops where they purchase herbs from itinerant journeymen and other gatherers. These are sold to the general public as potions and remedies, or to physicians (who, technically, are not allowed to prepare their own concoctions) and to members of the Guild of Arcane Lore.
- Approver:** An accused person who attempted to obtain mercy by implicating his accomplices. He had to confess to the coroner, and then challenge his accomplice to trial by battle. If he won, he was freed.
- Apsel:** Rounded and usually of a chancel or chapel.
- Arcade:** Row of arches, free-standing and supported on piers or columns; a blind arcade is a dummy.
- Arch:** Can be round-headed, pointed, two-centered or drop, that is an arch struck from centre on the springing-line. Ogee: pointed arch with double curved sides, upper arcs convex, lower concave. Lancet: pointed arch formed on an acute-angle triangle. Depressed: flattened or elliptical.
- Archbishop:** a bishop with authority over a group of territorially contiguous dioceses and their bishops; also known as a metropolitan.
- Archdeacon:** a cleric having a defined administrative authority delegated to him by the bishop in the whole or part of the diocese.
- Archdeaconry:** a subdivision of a diocese administered by an archdeacon, whose authority was delegated to him by the bishop.
- Archpriest:** a minister assisting a bishop in the administration of a rural deanery, or subdivision of an archdeaconry; also known as a rural dean
- armarius:** librarian. Books are put in closets (armaria).
- Armory:** A synonym for heraldry.
- Arrows:** Most arrows are pointed, with or without barbs, and mounted on thin wooden shafts 24-36 inches in length. These are designed to create puncture wounds and can be frighteningly effective. There are also specialized arrowheads, including bladed (edged) arrows designed to cut rigging, blunt arrows to stun, incendiary arrows, and whistling arrows to signal or intimidate.
- Arrow Loop:** A narrow vertical slit cut into a wall through which arrows could be fired from inside.
- Ashlar:** Worked stone with flat surface, usually of regular shape and square edges.
- Assart:** A piece of land cleared of trees and bushes, and fitted for cultivation to increase the holdings of a village.
- Attachment:** An order made by a law officer, including a coroner, to ensure that a person appeared at a court hearing. If he failed to appear he forfeit goods or money.
- auctores:** authoritative classical writers. Cicero is the epitome of the art of writing, and Virgil the epitome of poetry.
- Augustinian:** 1) order of regular canons following the Rule of St Augustine; established from pre-existing orders in Italy and France in the 12th century; 2) order of mendicant friars founded in Italy in the 13th century; also known in England as the Austin Friars.
- Aumbry:** a stone cupboard usually set in the north wall of the chancel, for mass vessels, books and other sacred objects Austin: term used in England for the Augustinian friars Bailey: The ward or courtyard inside the castle walls, includes exercise area, parade ground, emergency corral.
- Bailiff:** Overseer of a manor or estate who directs the farming or other outdoor labour. Also an official who assists a sheriff and who has the power to execute writs, processes, and arrests.
- Bailiwick:** A bailiwick is the area of jurisdiction of a bailiff. The term was also applied to a territory in which the sheriff's functions were exercised by a privately appointed bailiff under a Crown grant.
- Baldric:** A diagonal strap over the right shoulder of a Norman warrior to suspend a sword scabbard on the left hip.
- ban:** power to command, to constrain and to punish. Originally a royal power, the ban was usurped by lesser lords with the weakening of public authority: the right to rent out somebody's bull or boar, to force tenants to use one's mill or oven or wine press for a fee. Above all, the right to exert (arbitrary) justice and levies.
- Baptism:** the rite admitting an individual to the Christian church.
- Baptistery:** a separate building or separate area in a church which contains the font and where the rite of baptism is carried out
- Barbican:** The gateway or outworks defending the drawbridge.
- Bar hole:** Horizontal hole for timber bar used as a door-bolt.
- Baron:** Any major landowner, especially those powerful enough to have political influence. Often at loggerheads with the king, many barons, especially those along the Welsh border, ran almost independent kingdoms.
- Barrel vault:** Cylindrical roof.
- Bartizan:** An overhanging battlemented corner turret, corbelled out; sometimes as grandiose as an overhanging gallery; common in Scotland and France.
- Bastard sword:** Any hand-and-a-half sword 40-48" in length. Bastard swords have longer hilts than broadswords, and their name derives from the fact that they may be used either one or two handed.
- Bastion:** A small tower at the end of a curtain wall or in the middle of the outside wall; solid masonry projection; structural rather than inhabitable.
- Battleaxe:** A single or double bladed axe mounted on a shaft about 48" in length. The battleaxe is a hand-and-a-half weapon with considerable blunt and edge impact.
- Battlesword:** Any large, two-handed sword. Most battleswords have broad, straight blades 48-60" in length, but there are regional variations. They are chivalric weapons and somewhat uncommon.
- Batter:** A sloping part of a curtain wall. The sharp angle at the base of all walls and towers along their exterior surface; talus.
- Battlement:** Parapet with indentations or embrasures, with raised portions (merlons) between; crenelations; a narrow wall built along the outer edge of the wall walk for protection against attack.
- Belfry:** the upper storey of a tower where bells are hung, or a special purpose building for the hanging of bells Benedictine: order of monks or nuns.
- benedictine rule:** a monastic rule elaborated by Saint Benedict of Nursia in the sixth century.
- Berm:** Flat space between the base of the curtain wall and the inner edge of the moat; level area separating ditch from bank.
- Bible, the:** the Septuagint is the first major Greek translation of the Old Testament, written in Alexandria between 250 and 150 B.C. The Vulgate is the major Latin translation of the Bible, written by Jerome late 3rd, early 4th century at the request of Pope Damasus. There are also scattered and partial English translations attributed to Bede.
- Bishop:** the highest order of minister in the church, with the power

to confer particular diocese Book of Hours: a book for the laity containing Psalms and prayers to be read at the times of the daily office.

Bivalate: A hillfort defended by two concentric ditches.

Blockhouse: Small square fortification, usually of timber bond overlapping arrangement of bricks in courses (flemish, dutch, french, etc.)

boni homines: freemen recipients of local custom, presiding over malls. They merely assist seigniorial courts exercising the ban.

Bonnet: Freestanding fortification; priest's cap.

books: primarily bound, copied and stored in abbeys. The catalogue of a monastic library typically contains the books of the Bible, commentaries on the Bible, the works of Flavius Josephus, Horacius, Lucan, Perseus and Juvenal, poets of late antiquity, historiae and the life of saints. In the profane closet, one could find classical theatre pieces, Boece's summary of Plato and Aristotle, books treating the seven arts of the Quadrivium and the Trivium, questiones medicinales, and books on the virtues of plants.

Bowyer: A craftsman who made bows.

Burgage: A tenure a town, under which property of the king or a lord in a town was held in return for a yearly rent or the rendering of a service. Occupied by a burgess.

Burgess: A freeman or citizen of an English borough. Usually a person of substance, like a merchant or craftsman. A group of burgesses ran the town administration and elected the portreeves (later the mayor).

Byrnie: A Saxon word for a hauberk or mail shirt.

Caldarium: in a monastery, a small room containing a fire where inmates can go in to warm themselves.

Canon: 1) member of the secular clergy belonging to a cathedral or collegiate church; 2) a member of the Augustinian or regular canons who lived under semimonastic rule; the term 'secular canon' distinguishes the former.

Canoness: nun belonging to an Augustinian or related order.

Canon law: the law of the church, imposed by authority in matters of faith, morals and discipline

canonical praying hours: prima hora at dawn, tertia in the morning, sexta at noon, nona in the afternoon, vesper at sunset, etc.

Capucin: Medieval headgear, consisting of a long length of cloth wound around the head rather like a turban, free end dangling over one shoulder.

Cardinal: the clergy of Rome who became the immediate advisors of the pope.

Carmelite: order of mendicant friars originally founded in Palestine in the 12th century, then reformed in Europe in the 13th century after the failure of the Crusades; also known as the White Friars.

Cassock: the ordinary garment of a priest; a simple close fitting tunic with sleeves.

castrum: important fortress with many eligible parties, as opposed to lesser - and often more recent - strongholds belonging to one lineage.

chanson de geste: a long epic poem such as "Roland."

Chapman: A peddler, who carried his wares on his back.

charter: manuscript that contains the ownership titles of a physical person or moral person.

Cathedra: the throne of a bishop.

Cathedral: the church which contains the throne, or official seat, of the bishop of the diocese and therefore the "mother church" of the diocese.

Cell: an individual room in a monastic establishment where one person lived in seclusion.

Cellarium: the storehouse for provisions.

Chalice: the cup for holding the wine at the ritual of the Eucharist.

Chancel: the eastern end of the church containing the high altar, where the mass is celebrated, reserved for the priest, other clergy and choir: may also include an extension of the nave east of the crossing.

Chantry priest: a priest whose function is to say or sing masses for the soul of a dead person in a chantry chapel.

Chapel: 1) a part of a church with a separate altar, which may be dedicated differently to the church as a whole; 2) a self-contained building dedicated to worship, the saying of prayers or the celebration of masses for the dead, but which does not serve the functions of a parish church; 3) a church which serves parochial needs, but which is dependent upon another church within the parish, sometimes called a chapel of ease.

Chaplain: a priest who was paid an annual wage to serve in a parish church or dependent chapel.

Chapter: 1) the members of a religious house in their corporate capacity; 2) the members of any corporate body responsible for an

ecclesiastical institution; 3) a meeting of the members of a religious institution.

Chapter house: a place of assembly for the members of a monastery, cathedral or collegiate church, for the discussion of business.

Chasuble: item of mass vestments; simple loose sleeveless garment with an opening for the head.

Choir: the part of the church containing the seats for the clergy; usually in the western part of the chancel, but occasionally in the eastern part of the nave.

Choir stalls: the seating for the clergy in the choir of a church.

Cistercian: monastic order derived from the Benedictine founded in the 12th century Clergy: any member of Holy Orders, or of a monastic order.

clepsydra: very rare clock powered by water from a slowly emptying receptacle.

Cloister: a quadrangle surrounded by roofed or vaulted passages connecting a major church to domestic or ancillary buildings.

Close: the enclosed precinct of a cathedral or collegiate church.

Cluniac: reformed Benedictine order, founded in the 10th century in France.

Collegiate church: a church served by a body of canons or prebendaries; not housing the throne of a bishop and therefore not a cathedral; served by secular canons rather than monks.

Coat of Arms: An achievement displayed on a coat, usually as embroidery on a knight's surcoat.

Cog: A small merchant ship with one mast and a sail.

Commandery: monastic house of the military order of Hospitallers.

Compline: the last of the day services of divine office, recited before retiring.

Confession: the rite of confession of sins to a priest in order to obtain absolution; obtaining absolution through confession and penance was considered a sacrament.

Confirmation: the sacrament which follows baptism in the Christian life cycle, requiring the recipient to affirm their faith in the presence of a bishop.

Consecration: to make sacred, the separation of a thing or person for divine service; 1) of the Eucharist, the act whereby the bread and wine become the body and blood of Christ; 2) of bishops, the conferring of the character of the office by bishops to another; 3) of altars and churches and sacred vessels, the setting apart of these things exclusively for the service of God.

Consistory courts: The ecclesiastical courts, which had the right to try clerics, rather than the secular courts. Anyone who could read and write could claim to be tried by this court, as literacy was virtually confined to the clergy.

Constable: Has several uses, including; A peace officer with less authority and smaller jurisdiction than a sheriff, empowered to serve writs and warrants and make arrests, an officer of high rank, usually serving as military commander in the absence of a monarch or the governor of a royal castle.

Convent: an enclosed and regulated monastic institution.

Cope: item of processional vestments; semicircular outer cloak.

Corporal Acts of Mercy: a series of charitable acts which aided the giver to salvation; feeding the hungry, providing drink for the thirsty, clothing the naked, visiting the sick, visiting prisoners, taking in the traveller and burying the dead.

Coroner: Coroner comes from Anglo-Norman *corouner*, a word derived from *coroune*, 'crown'. *Corouner* was the term used for the royal judicial officer who was called in Latin *custos placitorum coronae*, or 'guardian of the crown's pleas'. The person holding the office of coroner, a position dating from the 12th century, was charged with keeping local records of legal proceedings in which the crown had jurisdiction. He helped raise money for the crown by funnelling the property of executed criminals into the king's treasury. The coroner also investigated any suspicious deaths (particularly among the Normans, who as the ruling class wanted to be sure that their deaths were not taken lightly). At one time in England all criminal proceedings were included in the coroner's responsibilities.

Council: a formal meeting of bishops and representatives of churches convened for the purpose of regulating doctrine or discipline.

Counterscarp: Outer slope of ditch.

Cottar: A low-grade villein in the feudal system.

Cowl: a loose gown with hanging sleeves and a hood, worn by Benedictine and other monks.

Counterward: A long, near-triangular freestanding fortification within the moat.

craftsmen: armorers, bakers, blacksmiths, brewers, butchers, carpenters, cooks, furriers, goldsmiths, locksmiths, masons, millers, painters, parchment makers, saddlers, shoemakers, tailors, tanners, etc.

Crenel: The low segment of the alternating high and low segments of a battlement.

Crenelation: Battlements at the top of a tower or wall.

Croft: A small area of land around a village house, for growing vegetables or rearing a few animals. The occupier was either a bondsman (a villein or a serf).

Crossbow: A small bow mounted horizontally on a wooden stock with a trigger device to release a short arrow which is called a bolt or quarrel. Unlike other bows they may be carried loaded and ready to fire, but this advantage is offset by their longer time to reload. The use of a crossbow in combat (against people) is strictly forbidden by canon and secular law (the penalty is death). Anyone carrying a crossbow is regarded with suspicion. They are almost exclusively used for hunting.

Crozier: pastoral staff; a processional staff with the head in the form of a shepherd's crook.

Crusade: series of military campaigns waged by Christian countries in the Holy Land from the 11th to the 13th century to recover the area from Islam; used more generally for any military campaign on behalf of the church.

Crutched Friars: also known as the Brethren of the Holy Cross; not actually considered to be a mendicant group and were much involved with running hospitals.

crypt: column-supported, vaulted chapel with curved walls, often situated under a church's choir; usually houses the bodily remains of saints (relics).

Curtain Wall: A connecting wall hung between two towers surrounding the bailey.

Curfew: The prohibition of open fires in town after dark. During the curfew, the city gates were closed, from dusk till dawn. It could be a hanging offence for a gate-keeper to open the gates to anybody outside of these times.

custom: the established custom (consuetudo) is often the only recourse against arbitrary seigniorial justice (the ban) and unfair taxes (malas exactiones).

Daub: A mud of clay mixture applied over wattle to strengthen and seal it.

Deacon: the rank in the ministry below the priest, with a major role in the collection and distribution of alms.

Dead-ground: Close to the wall, where the defenders can't shoot.

Dean: the dean of a cathedral controlled its services and with the chapter, supervised its fabric and property; a rural dean assisted the bishop in administering a sub-division of an archdeaconry.

Deanery: a group of parishes forming a subdivision of an archdeaconry; also referred to as a rural deanery.

Destrier: A knight's war horse.

Deodand: A personal chattel which had caused the death of a person and for that reason was given to God, that is, forfeited to the crown, to be applied to pious uses, and distributed in alms by the high almoner. Thus, if a cart ran over a man and killed him, it was forfeited as a deodand. It was the coroner's job to determine what was deodand and what was not.

Diocese: the territorial unit of administration in the church, governed by a bishop.

Divine office: the daily cycle of choir services performed by clergy  
Dominican: order of mendicant friars founded in the early 13th century.

Donjon: A great tower or keep.

Donjon: The central fortified tower in an early Norman castle; later called the Keep. Early ones would have been constructed of wood.

Doorkeeper: the fourth rank of minor orders of the ministry; their functions were similar to those of a modern verger, heading processions and undertaking general care of the church fabric.

Dormer: Window placed vertically in sloping roof.

Double-splayed: Embasement whose smallest aperture is in the middle of the wall.

Drawbridge: A heavy timber platform built to span a moat between a gatehouse and surrounding land that could be raised when required to block an entrance.

Dressing: Carved stonework around openings.

Drum Tower: A large, circular, low, squat tower built into a wall.

Drystone: Unmortared masonry.

dues (in kind): sheaves, poultry, honey cakes, livestock, skins, clothing, etc.

Dungeon: The jail, usually found in one of the towers.

Embattled: Battlemented; crenelated.

Ecclesiastical: pertaining to the church.

Embasement: The low segment of the altering high and low segments of a battlement.

Enceinte: The enclosure or fortified area of a castle.

Episcopal: in relation to the authority of a bishop.

Eremetical: relating to the life of a hermit.

Eucharist: one of the seven sacraments and the principal ritual of the church, in which bread and wine are transformed into the body and blood of Christ; the ritual must be administered by a priest.

Excommunication: a censure imposed by church authority which excludes those subjected to it from Holy Communion and imposes on them other deprivations and disabilities; in the heavier form of this censure, the transgressor was forbidden any intercourse with fellow Christians and deprived of all rights and privileges in the church.

exemption: privilege granted by the pope to a monastery that more or less freed it from the control of the bishop.

Exorcist: the second of the minor orders of the ministry; the power of exorcising evil spirits was never confined to this order although they assisted in this process, as well as with the pouring out of water at the mass a crucifix with foliate or floral ornament  
Font: receptacle for baptismal water, usually made of stone but sometimes of metal.

Falcastra: Essentially a scythe blade affixed at a right angle to a shaft 6-8 feet in length. Falcastras are peasant-made from old scythes, or carefully constructed as weapons; the difference is quality. If the blade is attached along the same axis as the shaft an inferior glaive is produced.

Falchion: A single-edged, heavy bladed cutting sword usually with a curved leading edge. A falchion has good cutting power and is usually 31-36" in length. It is not considered a chivalric weapon.

familia: group of servile workers housed and fed by a master, and who owe him all their work.

Fee: Another word for fief.

Fee simple: A manner of holding land whereby the estate may be disposed of without any particular restrictions and/or without the consent of the local lord.

Fee Taille: A way of holding land such that there are restrictions on who may obtain the land. Most feudal land, is held fee taille in that it cannot be sold, or inherited without the consent of the liege (or granter) in as much as most/all land in a feudal kingdom really belongs to the monarch.

fêtes, Christian: the three oldest and most important ones are: Christmas (Christ's birth on December 25th), Epiphany (January 6th), and Easter (Christ's resurrection on the Sunday following the first full moon after the vernal equinox). Lent (40 days of fasting) and the Holy Week before Easter are very important too.

feudalism: relationship that takes place between the dominated class (peasants) and the dominant class (nobility).

feudal system: system of man-to-man ties that structure the dominant class (potentes). The practical aspects of this system consist of swearing fidelity (fidelitas) and paying homage (hominium) to one's lord, in exchange for the fief (feudum, beneficium).

fief: administrative domain of a lord.

Fighting Order: An organization of warriors. Fighting-orders are generally comprised of knights-bachelor, but may also have commonalties of simple warriors. They usually profess some high purpose such as the religious conversion of a barbaric region, or the protection of an important institution. Some are cynical political pressure groups.

First Finder: The first person to discover a corpse or witness a crime. He or she was supposed to rouse the four nearest households and give chase. Failure to do so would result in a fine.

Flails: Any articulated weapon with one or more balls or short staves affixed to a shaft-handle by rope, leather, or chain. Flails use centrifugal force to increase impact, and can be used to strangle, or to tangle an opponent's limbs or weapons. The chain weaves a complex path; flails are difficult to use safely.

Fletcher: A maker of arrows.

Footings: Bottom part of wall.

Forebuilding: An extension to the keep, guarding it's entrance.

Forest: Strictly, a wild area with or without trees. The Royal Forests were areas sequestered by the king, whether he owned the actual land or not, where only he could hunt and take the profit from various activities, such as wood=felling, forges, brewing and so on.

Forester: An officer, similar to a gamekeeper, directly responsible for enforcing the harsh forest laws and taking of offenders to the forest courts. Foresters were nominated by the Forest Warden, but received no salary. Sometimes they even paid for the privilege of the job, because of the possibilities for extortion. The Foresters badge was a horn.

Fosse: Ditch.

Franchise: The legal right to operate a guilded business in a particular location. Franchises are not portable, and the number of franchises in each settlement is strictly limited by each guild.

Franciscan: order of friars founded by St Francis of Assisi in the early 13th century in Italy; also known as the Friars Minor or the Grey Friars.

Frater: the communal refectory of a monastic establishment.

**Freehold:** Land on which no UNFREE obligations are due, a distinction that is often a matter of legal debate. Freeholders rarely own the land they work, paying rent or crop shares for its use, a legal process known as farming. Some freeholders are rural guildsmen such as millers or metalsmiths, who may or may not farm some acreage. Freeholders may come and go as they please, grow whatever crops they like, and appeal their lord's justice to the king's law, but in many ways, the unfree have more secure tenure than do freeholders.

**Freelance:** An landless knight who earns a living by hiring himself out and/or fighting in tournaments.

**Freestone:** High quality sand- or lime-stone.

**Friars:** members of one of the mendicant orders, the four main orders being the Franciscans, Dominicans, Carmelites and Austin friars; they lived in regular fashion but were extensively involved with the outside community; the term literally means "brother".

**Friars of the Sack:** also called the Friars of the Penance of Jesus Christ; the largest of the lesser groups of friars in England, all of their houses were abandoned by 1314 and the members obliged to join one of the major mendicant orders.

**Friary:** a community of friars.

**frock:** outer robe-like garment worn by a monk.

**Furlong:** Furrow Long. A parcel of land in an open field, roughly ten acres, which is the amount that can be conveniently ploughed in one day. Furlongs are planted with a single crop, and subdivided into sellons.

**Gallery:** Long passage or room.

**Gambeson:** A quilt undercoat commonly worn under a hauberk. Gambesons cover shoulders, thorax, abdomen, hips, groin and thighs. They may be lengthened to cover the knees and may be half or full sleeved. The skirt is split to facilitate mounted use. Some Gambesons include high collars to protect the neck. Impoverished knights sometimes wear Gambesons by themselves, preferably reinforced with ring or scale.

**Garderobe:** A small latrine or toilet either built into the thickness of the wall or projected out from it; projects from the wall as a small, rectangular bartizan.

**Gargoyle:** a water spout carved in the form of a grotesque human or animal.

**Gate House:** The complex of towers, bridges, and barriers built to protect each entrance through a castle or town wall.

**Glacis:** A bank sloping down from a castle which acts as a defence against invaders; broad, sloping naked rock or earth on which the attackers are completely exposed.

**Gleeman:** A medieval itinerant singer; a minstrel.

**Grand Master:** title of the heads of the military orders of Templars and Hospitallers Guardian: term for the head of a Franciscan friary.

**Great chamber:** Lord's solar, or bed-sitting room.

**Great Hall:** The building in the inner ward that housed the main meeting and dining area for the castle's residence; throne room

**Greek fire:** incendiary substance made of naphtha, quicklime and sulfur, and almost impossible to put out. To be flung at enemy ships and buildings with catapults.

**Guild:** An organization of professionals or craftsmen within a field. IGuilds enjoy monopolistic powers over their occupations to the extent that it is virtually impossible to establish a business within their control, without belonging to the applicable guild. Virtually all profitable, non-agricultural economic activity falls within the monopoly of one of the guilds. Each of the following guilds has an entry: Apothecaries, Arcane Lore, Chandlers, Charcoalers, Clothiers, Courtesans, Embalmers, Glassworkers, Harpers, Herald, Hideworkers, Innkeepers, Jewelers, Lexigraphers, Litigants, Locksmiths, Masons, Mercantylers, Metalsmiths, Millers & Millwrights, Miners, Ostlers, Perfumers, Potters, Physicians, Pilots, Salters, Seamen, Shipwrights, Tentmakers, Thespians, Weaponcrafters, Woodcrafters. Most guilds have three ranks: Apprentice, journeyman and Master. Apprentice - Guilds may admit whomever they please, but apprenticeship is a privilege usually granted to the eldest children of existing masters. journeyman are expected to travel, working for as many masters as possible. After 3-5 years, and bearing the endorsements of at least three masters, a journeyman may apply to any board of syndics for promotion to the rank of master. Master-There are two types of master in most guilds: Freemaster and Bonded Master. A freemaster is one who holds a franchise to operate his own business. A bonded master works under contract for a wealthy institution or individual. Guilds limit the franchises in each settlement; obtaining a new one is difficult. A newly created master is not automatically granted a franchise which must be inherited or purchased; the fees typically range from two to ten times the annual income of a master (plus bribes). Some masters never obtain franchises. Guilds establish "fair price" guidelines. A master who sells high quality wares too cheaply or inferior goods to dearly will receive a visit from guild officials. They will remind him that fines can be imposed and, ultimately, franchises can be revoked.

**Habit:** the distinctive clothing worn by members of monastic orders.

**Half-timber:** The common form of medieval construction in which walls were made of a wood frame structure filled with wattle and daub.

**Hauberk:** A coat made of ring, scale, or mail. Hauberks cover the shoulders, thorax, abdomen, hips, groin and thighs. They may be lengthened to cover the knees or more rarely down to the calves. The skirt is usually split for mounted use. Hauberks are either half-sleeved or full-sleeved.

**haus/domus:** house. In the high aristocracy, the "house" consists of the direct family, a chaplain, household officers (seneschal, constable, etc.) who are sometimes granted a fief for support, a few clerics, servants and even prostitutes.

**Heralds' guild:** The College of Heralds is closely associated with the nobility. All young nobles must learn the fundamentals of heraldry, and those unlikely to inherit much of anything form the majority of college entrants. Most heralds are bonded to noble households where they are responsible for keeping family genealogies and arms, and teaching clan history. A few heralds also play an important role as ambassadors, skilled in the etiquette of diplomacy and war. They are afforded a high degree of political neutrality. When a battle is to be joined, heralds from opposing camps meet to exchange formalities, conduct last minute negotiations, discuss terms of surrender, etc. Opposing heralds often watch the battle from the same spot.

**Heresy:** the formal denial or doubt of any defined doctrine of the church.

**Heretic:** person who has expressed formal denial or doubt of any defined doctrine of the church.

**historiae:** history annals (manuscripts). Men of the church who conceive history in a biblical perspective only, write historiae.

**Hoarding:** Upper wooden stories on a stone castle wall; the living area; sometimes, a temporary wooden balcony suspended from the tops of walls from which missiles could be dropped.

**Holy Communion:** the sacrament of the Eucharist.

**Holy Orders:** the higher grades of the Christian ministry; those of bishop, priest and deacon.

**Holy water stoup:** a small stone basin containing holy water.

**Hood:** Arched covering; when used as umbrella, called hood-mould.

**Hornwork:** Freestanding quadrilateral fortification in front of the main wall.

**Hue & Cry:** The term used when the first finder raised the nearest households to give chase when a crime had been committed.

**Honour:** A holding of land from the King, Baron or Church. It could be a large manor or a single estate.

**Hospitallers:** military order first recognised in 1113, founded to assist in the Crusades; their full name was Knights of the Order of the Hospital of St John of Jerusalem.

**Hospitium:** a monastic guesthouse.

**Hours:** the times specified for the recitation of divine office; Matins, Lauds, Prime, Terce, Sext, Nones, Vespers and Compline.

**Hundred:** A subdivision of a county for administrative purposes.

**immunity:** institution that closes a territory (usually a religious domain) to royal officers; the beneficiaries of the immunity fulfill the tasks usually reserved for the public authority, such as justice.

**Indulgence, partial:** the payment of money in lieu of penance. Standard practice from the 11th century onwards.

**Inquisition:** the official persecution of heresy by special ecclesiastical courts; formally constituted by the papacy in the 13th century.

**Interdict:** an ecclesiastical punishment excluding the faithful from participation in spiritual things; it could be applied to individuals, to local areas such as parishes, or to whole populations.

**itineraria:** lists of region and city names.

**Itineraria** are inherited from the Romans and regularly updated. Used for military expeditions, travels and territorial divisions.

**joculatores:** wandering minstrels, professional entertainers. Joculatores might also juggle, ropewalk or sell sexual favors.

**Jongleur:** Itinerant entertainers like minstrels who sing, dance and juggle.

**Jury:** The medieval jury were witnesses, local people who were obliged to gather and tell what they knew of a crime or a dispute. The coroner's jury were supposed to be men over twelve years of age from the four nearest villages, though this was often a practical impossibility.

**Justiciar:** The chief minister - a high ranking noble or churchman appointed by the king. In the reign of Richard I, there were several justiciars, the most effective being Hubert Walter. He was Chief Justiciar and also the Archbishop of Canterbury.

**Keep:** A strong stone tower; main tower; donjon; stronghold.

**Keystone:** Central wedge in top of arch.

**Kirtle:** A woman's dress or skirt, which reached to the ankles.

**Knarr:** Early merchant ship, like a Viking longship but broader in the beam. It was partly decked and had a single hold, mast and

sail.

**Knight:** The lowest rank of nobility. While knighthood is not hereditary, most knights are born to the station, being the sons of knights themselves. Nevertheless, anyone may, theoretically, be knighted. The training for knighthood (apprentice knights are called squires) may be undertaken in a gentle household. Boys usually begin training at twelve, learning the knightly virtues, skill at arms, heraldry, and getting a general education. If the training goes well, and the squire satisfies his master of squires, he is knighted at about 21. While any knight may create other knights, most have to work their way through squirehood; this is almost the only way to gain the necessary skills. It is customary to provide the new knight with a horse and war-gear, the considerable expense of which tends to limit the granting of knighthoods. Most knighthoods are granted by knights who are also wealthy fiefholders. The quality of training received by a squire varies according to the wealth of the household where he is trained. The number of knights far exceeds the number that can be enfeoffed (granted fiefs). While some knights inherit or marry into land, most spend their careers as Knights-Bachelor.

**Knight Bachelor:** A knight without land to support himself. Knights-Bachelor earn livings as the retainers of land-holding nobles, within fighting-orders, or (gods forbid) by adventuring.

**Knight Shield:** Evolved from the Kite Shield, the average Knight Shield is 24 inches wide and 36 inches long. Although it offers less protection than the Kite, it has become more popular, partly because it is better proportioned for bearing heraldic devices and partly because it is lighter and, therefore, faster to employ.

**Lance:** A long, light spear designed for use on horseback. It is an essential weapon for any knight. Lances generally range from 8-10 feet in length and are balanced for one-handed use. They are almost exclusively used in mounted charges, for which they are supreme, but they can be something of a liability in a skirmish when they are often discarded. A special variety of lance is used at the joust. The jousting pole is longer (10-12 feet), generally has a padded point, and a flared hand and arm guard called a varnplate. These weapons are designed primarily to unhorse opponents, but injury, especially from being unhorsed, is common. Most knights have skill with the lance.

**Lancet:** Long, narrow window with pointed head.

**Lantern:** Small structure with open or windowed sides on top of a roof or dome to let light or air into the enclosed space below.

**Lay:** with reference to the laity, or persons who are not members of the clergy.

**Lay brother:** member of a religious order who is not bound to the recitation of the divine office and is occupied in manual work, generally adult converts.

**Lay sister:** female member of a religious order who is not bound to the recitation of the divine office and is occupied in manual work, generally adult converts.

**Lectinary:** a book containing a series of biblical extracts to be read at the mass. Lector: the third rank of minor orders of the ministry; also known as reader.

**Litany:** a form of prayer consisting of a series of petitions sung by a deacon, a priest or cantors, to which the people made fixed responses.

**Little Hours:** Prime, Terce, Sext and None; the less elaborate of the services of divine office.

**Liturgy:** all the prescribed rituals of the church, including the mass and divine office.

**Longbow:** Any bow between four and six feet high, generally the same height as the archer. The bow is carefully cut from the heartwood and bodywood of a branch, and is a natural composite bow. The tips are usually sheathed with horn and the string is generally made from hemp. The longbow has amazing power and accuracy when used by skilled archers, but it takes years of training to become proficient. The longbow has an effective range between 300 and 400 yards and a skilled longbowman can fire 5-7 arrows per minute in combat (as many as 20/minute have been seen in tournaments).

**Loophole:** Narrow, tall opening, wallslit for light, air, or shooting through.

**Mace:** A reinforced club. Most have metal heads, often with elaborate patterns of knobs and ridges, affixed to wooden shafts 24 to 36 inches in length. Some maces have metal shafts.

**Machicolations:** Projecting gallery on brackets, on outside of castle or towers, with holes in floor for dropping rocks, shooting, etc.

**Maison dieu:** almshouse, or residence for the poor.

**Major orders:** the higher ranks of the Christian ministry, comprising the orders of bishop, priest, deacon and sub-deacon.

**maleficia:** potion, supposedly magical.

**mall:** public assembly of justice enforcing the "custom," as opposed to seigniorial justice (the ban). Defendants are rarely acquitted or executed (nobles are beheaded, others hanged), as most are simply banned.

**Manor:** The basic economic unit arrived at by subinfeudation. Manorial fiefs range from 600-3600 acres; and are generally considered synonymous with a Knight's Fee. Manors may be held by knights who owe fealty and service to barons or earls, or maybe held directly by such greater lords. Some manors are held by

religious and fighting orders; a few are held by wealthy commoners. An absentee holder appoints a bailiff to govern in his stead. A manor might contain a manorhouse, at least one village of 10-20 families and one mill owned by the Miller's Guild. The manorhouse is usually a fortified wood or stone house, built around a great hall, surrounded by outbuildings and a battlemented outer wall. The house is often situated on a hill, and may be surrounded by a ditch, moat and/or earthworks. Each peasant has a cottage and adjacent garden.

**Manor Reeve:** The foreman appointed in each village by the lord of a manor to oversee daily routine.

**Mantle:** A loose sleeveless coat worn over outer garments; a cloak. It would sometimes have a hood for travelling.

**Mantlet:** Detached fortification preventing direct access to a gateway; low outer wall.

**Mantling:** (1) A cloth worn loosely about the head and neck, originally to protect armour from weather. After its introduction, mantling showed the unexpected ability to reduce the effectiveness of edge strikes, and was more widely adopted for its defensive value. Torn mantling has become indicative of recent (honorable) combat. (2) In heraldry, the stylized, tattered cloth usually surrounding the escutcheon.

**mappa mundi:** symbolic world map.

**March:** The name given to a frontier district, claimed and patrolled by a kingdom but often under tenuous control. They are generally administered under martial law, and individual legal rights within may be entirely dependent on the whim of the ruling Wardens.

**Mason' guild:** Masons are highly respected, almost venerated, for the magnificent castles, cathedrals, bridges, ports, and mills that only they know how to build. Some master masons are highly paid and honored architects; most are simple quarrymen, stonelayers, and stonecutters. Manual labor in construction is generally done by unguilted casuals. Most towns require that construction within its walls be supervised by master masons and nearly all fortifications involve masons in design, building, and repair. The Masons' Guild has a strict monopoly over stone quarrying and cutting. A quarry may be owned operated by a master freemason, but most large operations are jointly run by masonic syndicates, which may include outside investors.

**Mark:** A sum of money, though not an actual coin. Early in the Middle Ages only the silver penny existed, but later on other denominations came out.

**Master-general:** the head of the Dominican order.

**Matins:** the night office; the service recited at 2 am in the divine office.

**Maul:** A two-handed club/mace with a 4-6 foot shaft. Most mauls have wooden heads, sometimes reinforced with metal studs. Mauls are primarily used as mallets to embed stakes as a defense against cavalry, but being struck by one certainly hurts.

**mead:** alcoholic beverage fermented from honey and water.

**Mendicant orders:** term for the friars; the term refers to begging because of their dependence on alms for their support.

**Merlon:** The high segment of the alternating high and low segments of a battlement.

**Meurtriere** - An opening in the roof of a passage where soldiers could shoot into the room below. Also see "Murder Holes".

**Midden:** A dunghill or refuse heap.

**mansus:** type of landholding. One distinguishes between the master's mansus (representing up to a half of the arable land) and the farmers' tenures.

**miles, milites:** "soldier," or mounted warrior. A feudal warlord typically has 10 to 20 milites in service or hired.

**Minister General:** term for the head of the Franciscan order.

**Ministers provincial:** term for the heads of provinces within the Franciscan order.

**Minor orders:** the lower ranks of the Christian ministry, comprising the orders of acolyte, exorcist, reader and doorkeeper.

**Minster:** a church served by a body of canons or prebendaries; the same as a collegiate church; in the north of England the term was also used for a cathedral.

**Missal:** book containing the forms of service for the mass.

**Mitre:** the pointed headdress worn by archbishops, bishops and some abbots on ceremonial occasions.

**Moat:** A deep trench usually filled with water that surrounded a castle.

**Monastery:** a community of monks.

**Monastic:** refers to the life or community of monks.

**Monk:** a male member of a religious community living under vows of poverty, chastity and obedience; strictly it is confined to members of those bodies which live a communal life.

**Morningstar:** A club with protruding spikes in its head, the morningstar is a popular peasant weapon. More refined versions, commonly called holy water sprinklers because they are popular with knights of fighting orders, have metal spiked heads.

- Motte:** A mound of earth on which a tower was built; artificial conical earth mound (sometimes an old barrow) for the keep
- Motte-&-bailey** - Earth mound with wood or stone keep, surrounded by ditched and palisaded enclosure (or courtyard).
- Murder Holes:** A section between the main gate and an inner portcullis where arrows, rocks, and hot oil can be dropped from the roof through holes. Provides good cover for defenders and leaves the attacker open. Only used when outer gate has been breached.
- Murdrum fine:** A fine or amercement levied on a village by the coroner when a person is found slain and the locals cannot confirm that he is of English stock (in other words he is assumed to be a Norman).
- Mystery plays:** religious drama performed at major festivals, commonly performed out of doors.
- Nave:** the western arm of a church, and more specifically the central axial section of that arm, used by the congregation and for sermons.
- Narthex:** Enclosed passage between the main entrance and nave of a church; vestibule.
- Night office:** Matins; the choir service of the daily round of divine office performed during the night.
- Oratory:** Private in-house chapel; small cell attached to a larger chapel.
- ordeal:** severe physical test that a crime suspect must endure to prove his innocence in the face of God, such as having no marks from putting one's hand into fire or boiling water, or holding a white-hot iron. Another favorite is the "judicial duel," whereby the duelist who dies is decreed guilty post mortem. It was abolished by the Vatican in 1215.
- Orders:** a) with respect to the monastic or regular life, groups of communities following the same rule or under a common administrative and spiritual structure b) with respect to the Christian ministry, the various grades consisting of the major orders - bishop, priest, deacon, sub-deacon - and the minor orders - acolyte, exorcist, reader, doorkeeper.
- Orders of clergy:** the various grades consisting of the major orders - bishop, priest, deacon, sub-deacon - and the minor orders - acolyte, exorcist, reader, doorkeeper.
- Ordinal:** book containing instructions for conducting the prescribed rituals of the church.
- Ordination:** the rite of admission into the ministry of the church; only admission to the major orders of the ministry was considered to be a sacrament.
- Ostler:** A servant in a stable or inn who took charge of the horses.
- Orillons:** Arrowhead bastions.
- Oubliette:** A dungeon reached by a trap door; starvation hole
- Outlaw:** Literally, anyone outside of the law, usually an escaped criminal or a fugitive. They often lurked in forests and any person was entitled to kill them on sight to collect a bounty, as they were 'wolves heads'.
- Outremer:** The four Christian kingdoms in the Levant at the time of the crusades, including the Kingdom of Jerusalem.
- pagus:** "country," district of a county.
- Palfrey:** A small, docile horse suitable for use by a woman.
- Palisade:** A sturdy wooden fence usually built to enclose a site until a permanent stone wall can be constructed.
- Papal bull:** legal document issued under the authority of the pope.
- Papal curia:** the central government of the Western church.
- Papal legate:** a personal representative of the pope who has been entrusted with his authority.
- Parados:** Low wall in inner side of main wall.
- Parapet:** Low wall on outer side of main wall.
- parish church:** one village out of two possesses one, and none in the frontier marches. Most churches are built of stone, and the dead are buried next to them. Note that stone itself is not used as a decorative element. Rather, mosaics and mural paintings embellish surfaces. Parish churches provide sanctuary to wanderers, fugitives and strangers. Some churches have special huts for that purpose. In theory, no armed or mounted man is allowed to enter the church.
- Peace of God:** movement started by the church. This movement has two objectives: to limit the brutalities of the warrior aristocracy and to protect the victims of these brutalities. The decisions of the assemblies of peace, expressed in council canons, aim above all to protect the persons and properties of non-warring parties (clerics, farmers, and merchants). The "Truce of God" forbids battle from Friday to Sunday, or during Lent or other liturgical events.
- Pediment:** Low-pitched gable over porticos, doors, windows, etc.
- Penance:** a form of punishment whereby one who has confessed his sins to a priest can obtain absolution.
- Pier:** Support for arch, usually square as opposed to pillar (round).
- Pilaster:** Shallow pier used to buttress wall.
- Pinnacle:** Ornament crowning spire, tower, etc.
- Piscina:** Handbasin, usually set in or against wall, with drain.
- Pipe-Roll:** Exchequer accounts, rolled on narrow wooden cylinders.
- Pitch:** Roof slope.
- Plate armour:** Any metal (usually iron or steel) which forms a rigid continuous covering. Plate armour is relatively rare. Its use is generally restricted to breastplates, helms, and small plates for spot protection. Plate offers good to excellent defense against all strikes.
- Polearm:** Any infantry weapon with a shaft exceeding six feet in length. Polearms are mainly designed as anti-cavalry weapons, but their effective use requires superb training and morale. All polearms are two-handed weapons. In crowded melees, they may be liabilities.
- Poleaxe:** A one or two bladed battleaxe with a longer handle. Some have a single-blade and a spike opposite the blade, some also have spear heads. The Bill, a peasant tool used for pruning trees, is one common form of Poleaxe.
- Portcullis:** A heavy timber or metal grill that protected the castle entrance and could be raised or lowered from within the castle. It dropped vertically between grooves to block passage or barbican, or to trap attackers.
- Portreeve:** One of the major officials in a town, of which there were normally two. Later these posts were superseded by a mayor.
- Posse:** A group of armed men, called out by the sheriff or a coroner in order to hunt outlaws or defend the realm.
- Postern Gate:** A side or less important gate into a castle; usually for peacetime use by pedestrians.
- Preceptory:** monastic house of the order of Templars.
- Primate:** Supreme leader of the church in an entire country or region. Most churches divide the world into Primacies, or ecclesiastical provinces. Often the boundaries coincide with those of secular states, sometimes not.
- priory:** small monastery - sometimes with only a handful of monks - led by a prior.
- privileges, urban:** clauses like the inviolability of homes against public officials, the suppression of judicial duels, and the ban on legal proceedings against burgesses outside the city.
- Quadrangle:** Inner courtyard.
- quadrivium:** scientific disciplines of the liberal
- quaestiones medicinales:** widespread teaching technique for medicine consisting of questions and answers.
- Rampart:** Defensive stone or earth wall surrounding castle.
- reform:** aimed at the purification of the morals of the clergy, and the independence of ecclesiastic power with respect to the secular power.
- relics:** relics come in three classes. First are corporeal parts of saints and artifacts from Christ's passion and death, such as Christ's crown of thorns at the Cathedral of Notre Dame in Paris, chunks of the true cross in Paris (as well as three of the four nails), Rome, Brussels, Oviedo, and the lance that pierced Christ's side (of which the head seems to have been lost). Second, articles of clothing or household artifacts touched by saints. Third, items that have touched first or second class relics.
- Reliquary:** a container for the relics of a saint; many were expensively gilded and jewelled.
- Rib:** Raised moulding dividing vault.
- Ring-Work:** Circular earthwork of bank and ditch.
- Sackbut:** A musical instrument similar to a trombone.
- Sacrament:** a visible sign of a sacred thing; in the late medieval church there were deemed to be seven sacraments, representing life cycle rituals; baptism, confirmation, Eucharist, ordination, marriage, confession and extreme unction.
- Sacristy:** a room for the storage of sacred vessels, liturgical books and priestly vestments; and where the clergy don their ceremonial attire; also known as a vestry.
- Sally-port:** Small heavily fortified side door from which the defenders can rush out, strike, and retire.
- saltus:** non-cultivated part of the land (forest or fallow land) used for gathering, hunting and rearing.
- Sanctuary:** An ancient and religious offer of mercy. A fugitive or gaol-breaker could claim forty days immunity from the law if he reached a church.
- scholasticus:** literally "that belongs to the school"; person responsible for a monastic or cathedral school. The scholastic philosophy defines all of science and theology.
- scriptorium:** copying workshop in monasteries.
- Secular:** 1) in relation to clergy, priests living in the world, not under a rule, who are bound by no vows and may possess property, working under the authority of a bishop; 2) more generally, refers to people who are not clergy. Commonly used for the territorial unit of administration in the church, governed by a bishop; also

known as a diocese.

seneschal: household officer, chief officer for the lord (steward), and manager of the household.

sergeant (mayor): servant of the lord (abbot), estate manager, and tax collector.

Sext: the third of the Little Hours of divine office, recited at the sixth hour.

Shell-keep: Circular or oval wall surrounding inner portion of castle; usually stores and accommodations inside the hollow walls.

Sheriff: The king's officer of a county or an administrative region who was charged mainly with judicial duties and tax collection. Often quite corrupt, hence the later appointment of coroners to fulfil some of their duties. The word is derived from 'shirereeve'.

Soffit: Underside of arch or opening.

Solar: Upper living room of medieval house or castle; often over the hall.

Spear: There are a wide variety of spears. Shafts range from 5 to 6 feet, and the point may be anything from fire-hardened wood to a 12 inch metal blade. The spear is probably the most common weapon in the world. They are most effective in melees when used two-handed like a quarterstaff, allowing for subtle defenses and blunt or point strikes. But this takes great skill and they are more commonly used as thrusting weapons, either one or two-handed.

Squint: Observation hole in wall or room.

Squire: The servant of a knight, often aspiring to knighthood himself.

Staff: A readily available weapon used by peasants. As a two-handed weapon in competent hands, the staff attacks and parries quickly, but in one hand it is reduced to a crude thrusting stick. Most staves are plain wood, but some are reinforced with metal bands.

Stockade: Solid fence of heavy timbers.

Stringcourse: Continuous horizontal mouldings on wallface.

Subinfeudation: The process whereby fiefs are broken into smaller fiefs and granted to lesser lords.

Sumpster: A pack horse or mule.

Surcoat: A cloth garment, usually of linen, worn over metallic armour. It generally extends to just below the knee. In combat a surcoat gives marginal protection, but its main purpose is to protect other armour and identify the wearer; surcoats are generally decorated with heraldic achievements.

Sling: Any leather/rope weapon designed to cast a stone. Expert slingers, who are rare, can cast stones 100-200 yards with amazing accuracy. A normal stone is the size and shape of a chicken egg. Stones may be scavenged from stream beds, or lead shots may be made. The latter are a little smaller; and with less wind resistance, can travel further. The sling requires a fair amount of room to use.

Tabard: A short, heavy cape of coarse cloth formerly worn outdoors. Or a tunic or cape like garment worn by a knight over his armour and emblazoned with his coat of arms. A similar garment worn by a herald and bearing his lord's coat of arms.

tariff penance: judicial custom adopted by the church, in which sins and crimes are inventoried with appropriate punishments such as days of fasting (bread and water), prayers or pilgrimages. Hardly applied in practice. Secular justice is arbitrary or simply lacking, or rooted in personal vengeance and vendettas. God is the ultimate judge of course, and life is cheap indeed!

Templars: order of military monks founded in 1119 to assist in the Crusades; also known as the Knights Templar or the Poor Knights of Christ.

Tenant in chief: A feudal lord who holds his fief directly from the sovereign.

tenure: strips of land attributed to one farmer. A tenant owes dues in kind and labor service to his lord, and the tithe to the parish priest.

Terce: the second of the Little Hours of divine office, recited at the third hour.

Teutonic Order: military order founded in the Holy land after the Third Crusade.

Tithe: the tenth part of produce from the land and of other income, collected to support a parish priest and maintain his services

Tracery: Intersecting ribwork in upper part of window.

Transom: Horizontal division of window.

Trebuchet: Siege-engine with unequal counter-poise arm.

Trefoil: Three-lobed.

Trial by Combat: The right of the accused to meet the plaintiff in fair combat. Only gentlefolk who are trained to arms, generally seek to invoke this right. Women and unfit persons could employ a champion to fight for them.

Tribute: Loose allegiance, less than formal fealty, but still a token of submission. Tribute may range from annual cash payments, to tokens such as a single fur pelt.

tropes: sacred theatre, in Latin, as opposed to the mimed theatre dating back to antiquity, which is partly obscene and strongly reprovved.

True Cross: supposedly the actual cross on which Christ was crucified; there were fragments of it preserved as relics across Christendom.

Tunic: The main men's garment of the middle ages. A linen shirt would sometimes be worn underneath.

Turret: Small tower, round or polygonal.

Undercroft: The ground floor of a fortified building or a church. Verderer: A man serving as an official in charge of the royal forests. He was responsible to the sovereign, not the Warden. There were usually four in each royal forest. The verderer's badge was an axe.

Vert: The vegetation of the forest - trees, bushes and pasture, the use of which was subject to forest law.

Villein: A villein is, in the feudal system, a member of the class of serfs tied to the land, distinguished from those in actual slavery, but restricted by law from exercising the rights of a free man.

vicus: new pole of commercial activity that forms the kernel of a budding town; a stopping-off place to cross a river or a mountain pass.

Visitation: the periodic inspection by a bishop of the temporal and spiritual affairs of a diocese which are under his control, or by an abbot or monastic official of houses within his jurisdiction.

Voussoir: Wedge-shaped stone in arch.

Vulgate: the Latin version of the Bible; it became the standard version for the Western Church.

Wall-Stair: Staircase built into thickness of wall.

Wall-Walk: Passage along castle wall.

venison: small game, deer, wild boar, and bear. Meat is spiced with thyme, rosemary and bay leaves. For conservation meat is either salted or smoked.

war engines (from ingenium, "ingenious contrivance"): battering rams, catapults, wheeled towers, ballistas and trebuchets. Heavy catapults can shoot 50-pound missiles up to several hundred yards, or shoot a 60-pound missile up to two hundred yards. A large hybrid trebuchet can easily hurl a 400-pound stone (or animal carcasses, or bundled humans) 100 yards.

Warden: An officer commanding a city garrison and responsible for maintaining civic law and order. A major expense for any city is its military budget. In freetowns the warden is appointed by the Mayor or Aldermen; in feudal towns by the feudal holder (usually the constable of the citadel).

Warden of the Forest: The senior forest administrator, appointed by the king, who was responsible for organising the Forest Eyre. The Warden had to nominate the foresters, but not the verderers, who were individually responsible to the king.

Warflail: A military version of the Grainflail. The impact stave is commonly reinforced with metal bands or studs, and is chained to the handle. Some warflails are made entirely of metal, some have wooden handles and metallic impact rods.

Warhammer: A weapon designed to crush or puncture plate armour. Warhammers concentrate the force of a mace into a smaller area, and are more difficult to use (the technique is like that with a handaxe). The rarity of plate armour results in the warhammer also being rare. They are more common among the Khuzdul.

Wattle & Daub: A common building technique in the Middle Ages. Clay or plaster is applied over a woven framework of hazel withies (branches).

Wimple: A headdress of linen or silk; worn by women over the head and around the neck and ears.

Weathering: Sloping surface to throw off rainwater.

wine: reserved to the most privileged and to the celebration of the mass. The largest vineyards are situated in ecclesiastical domains or on the banks of large rivers, since these are major transport routes.

Wing-Wall: Wall down slope of motte to protect stairway.

Woodmote: An alternative name for the lowest level of forest courts. Only offences against the vert, amounting to less than four pence.

Woodwards: Employed by private landowners to protect the vert and venison, but outside the royal forests. Although they were servants of the landowner, they still had to adhere to the same oaths and codes as the foresters. Their badge was a billhook.

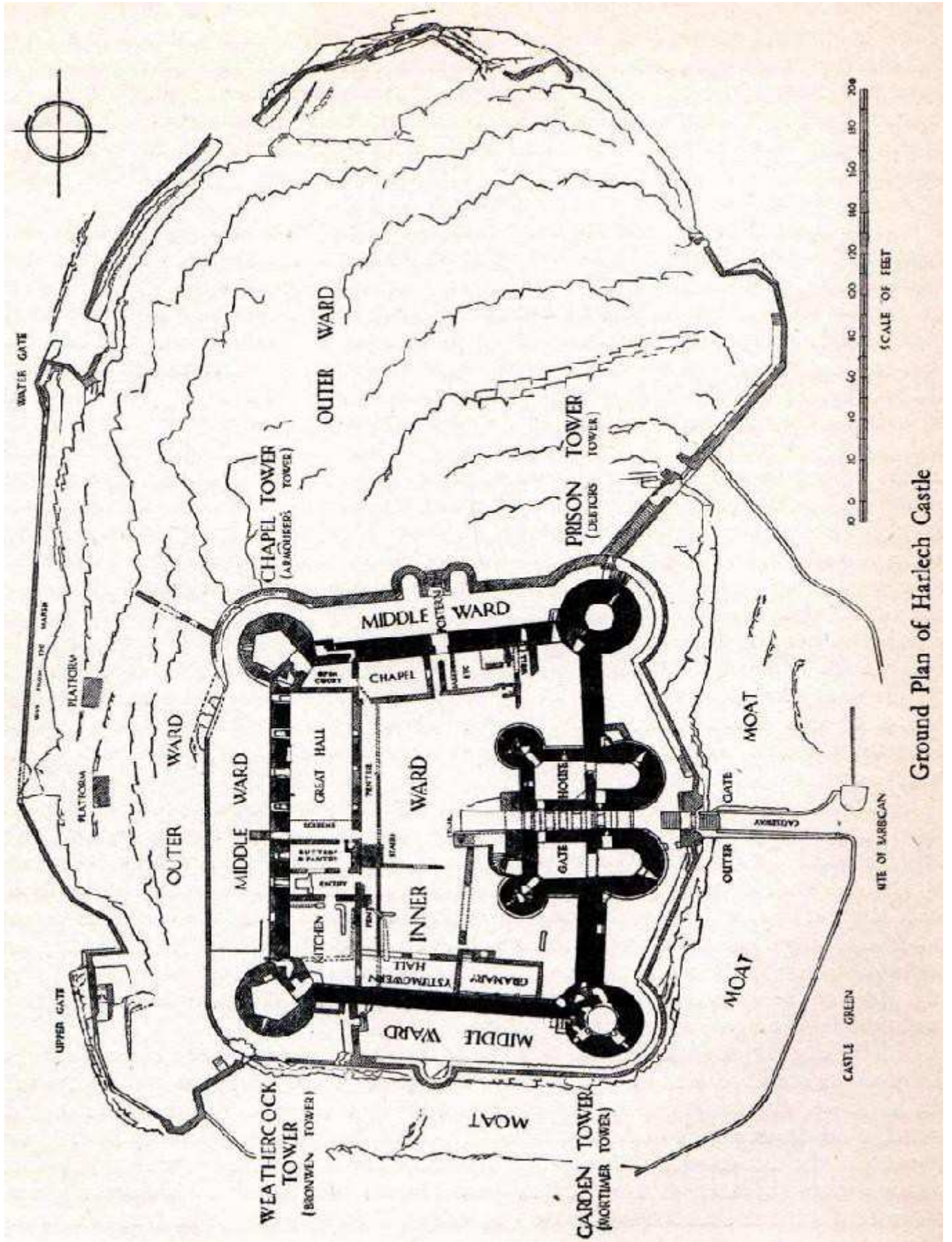
Wyvern: A cousin of the dragon. Wyverns are unable to breathe fire, have two legs and two wings, and are unintelligent. They have a voracious appetite and are feared predators.

Yeoman: Manorial tenant, usually a freeman, who holds 60-120 acres in exchange for military service (rather than rent or agricultural service). Yeomen form an important component of a feudal army. Most longbowmen belong to this class.

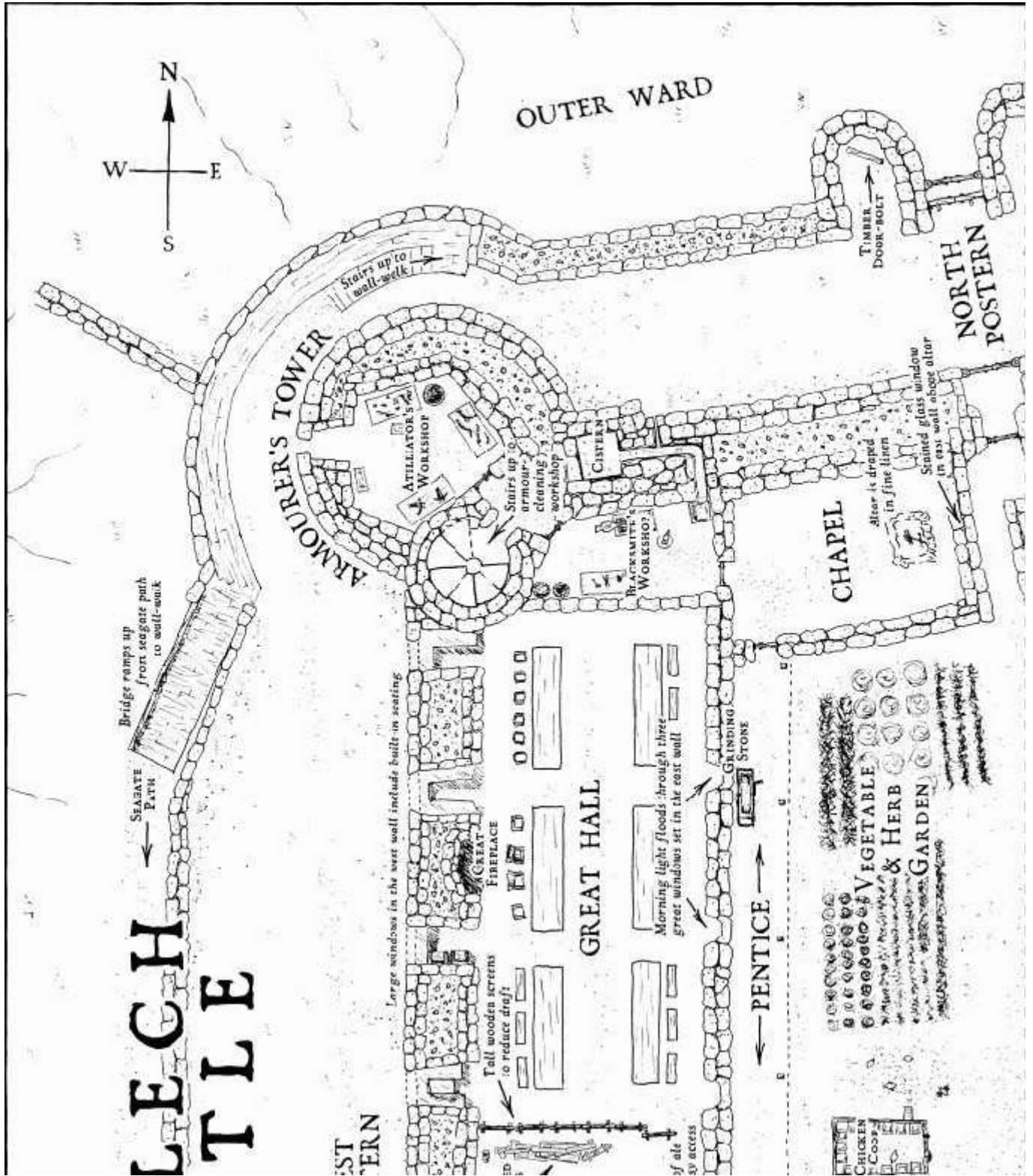
Yett: Iron gate.

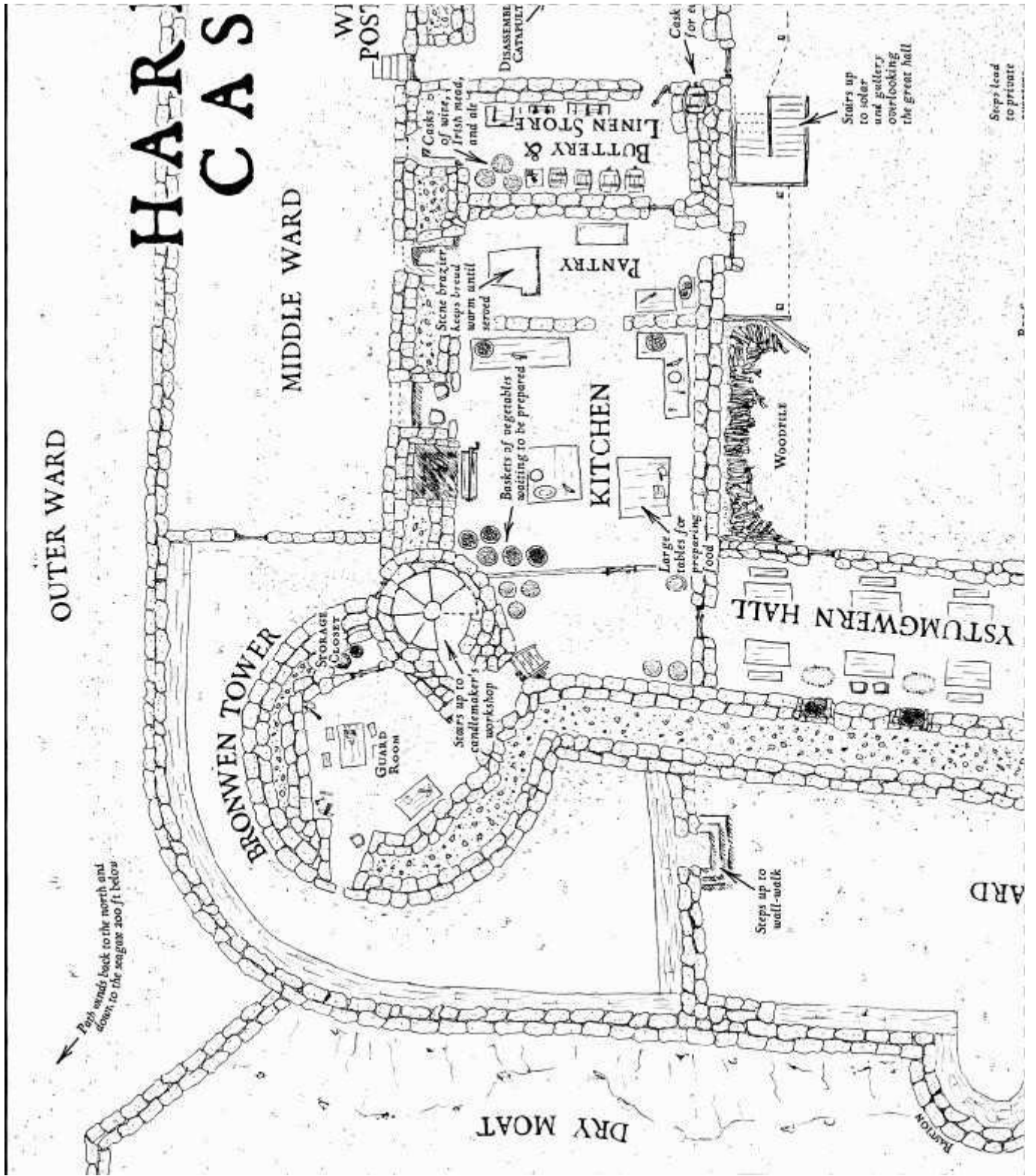


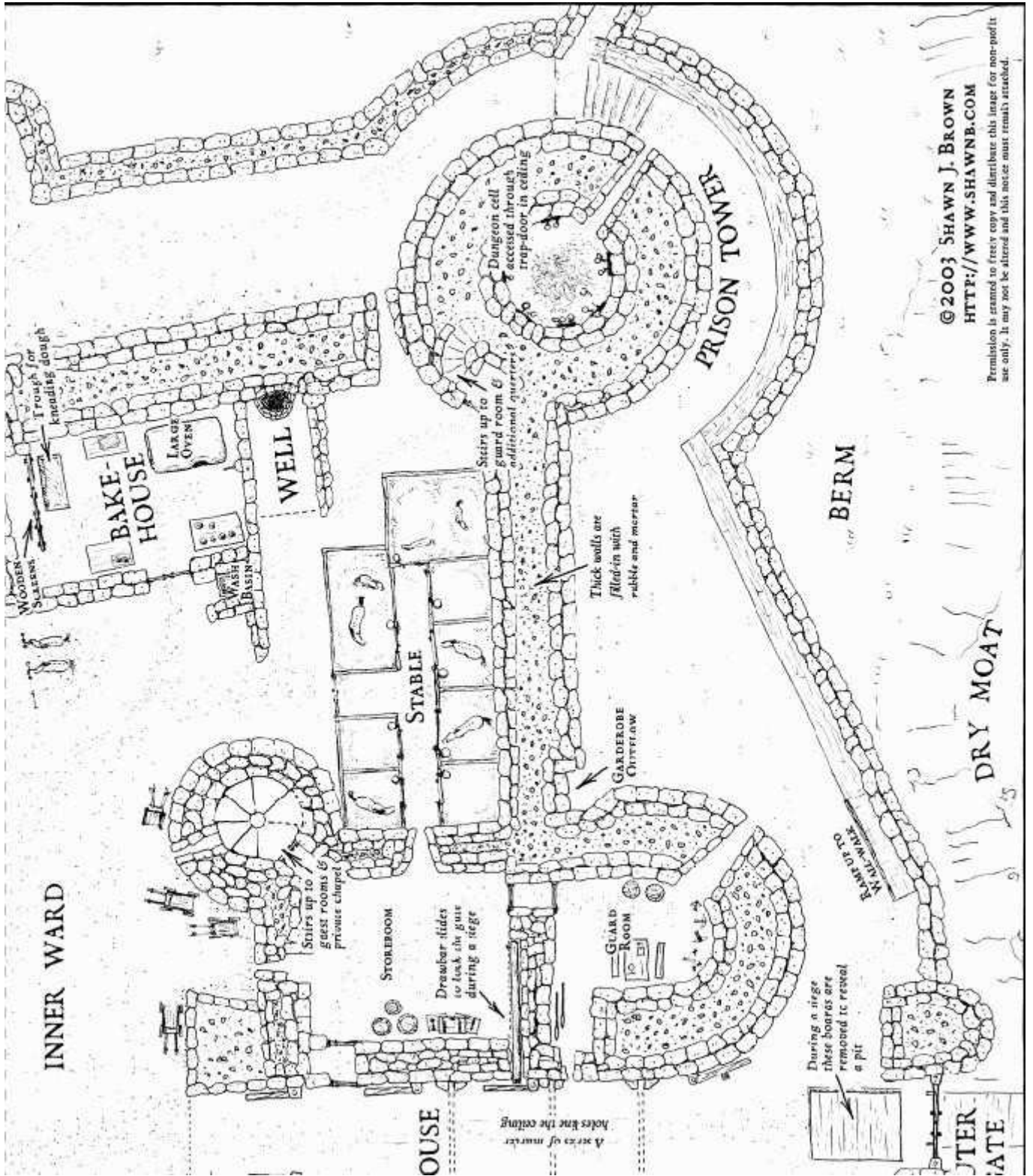
# Harlech Castle



Ground Plan of Harlech Castle

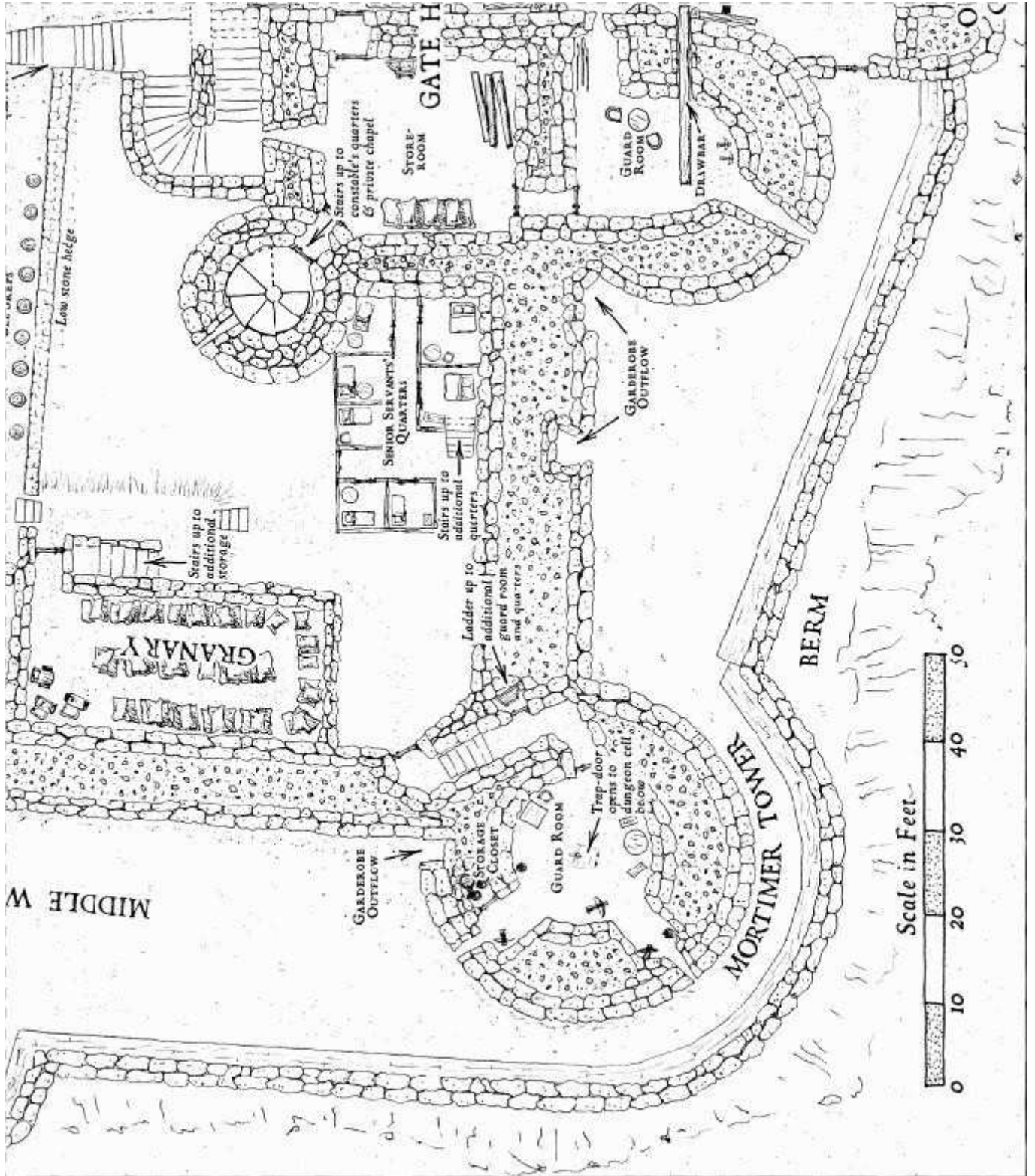






© 2003 SHAWN J. BROWN  
 HTTP://WWW.SHAWN.B.COM

Permission is granted to freely copy and distribute this image for non-profit use only. It may not be altered and this notice must remain attached.



## A History of C&S



Chivalry & Sorcery is a fantasy role-playing game that was originally created by Edward E. Simbalist and Wilfried K. Backhaus in 1977 and first published by Fantasy Games Unlimited (FGU), a company based in the USA and directed by Scott B. Bizar. All that was available at the time was D&D and a couple of others. Ed actually DM'd D&D in 1974 and although he liked the idea of role-playing, he despised the narrow vision Gary Gygax and co had for that game which was centered on dungeon crawling into underground complexes which did not make sense.

The inspiration of the whole project was Empire of the Petal Throne (EPT). Wilf had been playing D&D for about 9 months in 1975 when he got his hands on a copy of EPT. It proved to him what he had always suspected, that it was possible to set out an entire world. He also concluded that, unless you had a fine ear for language and a great memory for detail, it would be very difficult to GM a session of EPT. The other game which influenced Wilf personally was En Garde.

Wilf had a long discussion with Ed Simbalist, who he had been playing D&D with for about 8 months. One May evening in 1976 they decided that they would do a Medieval EPT/En Garde. While they conceptualized a theoretical kingdom, they settled instead on Medieval France/England as their rule of thumb for the purpose of speeding up the design process.

Edward Simbalist, Wilf Backhaus and Wes Ives, wrote an MSS in 6 weeks which was about 360 pages long and they self-published 40 copies of it under the title of Chevalier. The format was 8 1/2 x 14 pages with orange colored cover and plastic ring binding. The first incarnation of Chivalry & Sorcery was Chevalier, an advanced version of Dungeons & Dragons which focused on realistic, medieval, low fantasy.

It was their intent and hope to sell their material to TSR as a sort of "Advanced" D&D. They traveled to GENCON for that purpose in August '76. They never did show it to TSR because they took an instant dislike to Gygax. Ed was put off when he witnessed Gary kicking the pants off some teenager helper who screwed up on some task. Ed turned around and said, lets do this ourselves and so sought out another publisher. Scott Bizar of Fantasy Games Unlimited, purchased the book on sight. It required them about 4 months to completely de-D&D their manuscript (e.g. the game contained a table of "Saving-throw" similar to D&D) and converted it to a stand-alone game system - it was during part of that process that they decided on the term "Game Master".

The C&S 1st was published in the summer of 1977 under the banner of FGU. Founded in 1975 by Scott B. Bizar, the company's first publications were the wargames Gladiators and Royal Armies of the Hyborean Age. Upon the sudden appearance and massive popularity of Dungeons & Dragons from TSR, the company turned its attentions to role-playing games, seeking out and producing systems created by amateurs and freelancers. Rather than focusing on any one line and supporting it with subsequent supplements, FGU instead produced a continuous stream of new games. In its time, FGU Incorporated published dozens of different role-playing games, more than any other company.



Scott Bizar felt that no one would understand what the title Chevalier was about and so it was changed to Chivalry & Sorcery. FGU used photo-reduction to fit into the 128 pages perfect bound Red Book. Others are claiming to be the first perfect bound RPG (c.1983) - but the title of being first really belongs either to C&S or to Tunnels and Trolls. The text literally was very dense and the sheer volume of information contained probably caused most players who opened the Red Book for the first time to close it immediately without have the courage to bring the attention it deserved. Rules not only for character creation (including Monster player characters), combat and magic, but also for Knights (tournaments, courtly love, fiefs, political influence), a hierarchical priesthood who could perform miracles, a large section on monsters, including the Infernal Court of demons and even wargames rules for armies. This and more was contained in the rulebook. Despite this, the first edition of C&S is still for many fans the best and most comprehensive of the four editions produced during the first 30 years history of C&S.

In addition to ideas taken from Arthurian myth, the first edition also incorporated elements of J. R. R. Tolkien including Hobbits and Balrogs. These references have disappeared in subsequent editions for reasons of copyright.

The second printing of C&S was a cleaned up version of the first printing which differs by having a dedication to the SCA on the title page. Ed was visiting with FGU in New York when he came in contact with the SCA - Kingdom of the East people who impressed him with their dedication to Medieval things. He had first met the SCA at Gencon in 1976. Subsequently Wilf became the first SCA member in Alberta - and was as Sir Conrad Von Graz the first native SCA Knight, first Founding Baron (Barony of Borealis) from the now Principality of Avacal (Alberta, Sask. and parts of British Columbia) in the Kingdom of An Tir.

More focused on medieval chivalry than fantasy, C&S had a sophisticated and complex set of rules. It was the first role playing game to introduce new concepts like levels for monsters or critical hits and bash. Players could adventure in a variety of locations instead of being confined to a dark underground dungeon. The action taking place outside the framework of an adventure became very important, especially for magicians, who had to spend many days to learn their spells and enchant their materials. Within

just three years Ed and his crew had churned out several supplements that really added huge detail and depth to C&S which in itself with the first Red book was complete enough. The Swords & Sorcerers, The Saurians, Source books amongst other supplements really gave the GM all he needed to run entire campaigns and worlds rather than simple dungeon crawls.

Gary Gygax at TSR was not quiet during this time, no, he knew about C&S and its detail and proliferation of supplements and wanted to make sure D&D stayed on top. So he produced AD&D and all the hard cover books that went with it. This tactic made sure D&D kept market share because the design and look of the finished product was far superior than what was being made at FGU for C&S. Gary expanded the dungeons of the original D&D into detailed books devoted to the outside world and all it encompassed. He built worlds and fleshed them out to an extent that Ed could not imagine over at C&S.

However, there was another problem that Ed could not help...

Ed was asked by Scott Bizar to design and author a new Sci Fi system, that system was Space Opera. Ed had already written several books for this new system in the late 70's and easily 80's and it was a huge success. It was designed to match Traveller at the time, a hugely successful game in its own right. Space Opera took up much of Ed's time and thus C&S and its 2nd Ed revision fell behind. Ed himself admitted this and lamented it but could do nothing about it. Space Opera was taking up much of his time in that period between 1981-1983 and the new 2nd Ed C&S was pretty much rushed and poorly marketed by FGU which did not much care for it as the guys running the show there were only interested in Space Opera (they had already done C&S 1st Ed. - 2nd could wait).

The race was literally won by AD&D by the early 80's.

Ed decided a new tactic in 1983 with the release on the new boxed 2nd edition. This edition came with three soft covered books that separated and relaid out the original rules of the 1st edition. The rules were essentially the same with only minor cosmetic changes and corrections. The medieval period was now clearly separated into three distinct periods: Early Feudal, High and Late Chivalric Feudal, for each period with a distinct technology. For example, the heavy plate armor and swords in both hands like swordfish are available in Late Feudal (14th - 15th centuries). This avoids the anachronisms and gives teachers play a useful indication of technological advances each time, allowing campaigns to make more realistic, ongoing concern which the authors, Ed Simbalist and Wilf Backhaus, are attached.

An addition to this second edition, which will be extended to the whole system of rules in the next edition, is the appearance of Skills, mainly but not exclusively-for-thieves, murderers and affiliates. A character can learn skills by spending experience points, some talents cost more expensive than others. Alongside the talents of "traditional" thieves one sees, for example, talent for cooking. This system of talents (very popular in the role play of the day, including at Chaosium) diversifies the characters in and out of traditional stereotypes.

The mass combat system was removed from the second edition, but could be found in various forms in extensions of the game, especially Swords & Sorcerers and two Sourcebooks. C&S is now refocused on the role playing aspect and its wargame aspect is set aside, presumably to both reduce the system of basic rules and to mark the distinction between genres.

With C&S2, the system was designed as a complete simulation of the Middle Ages in all its aspects, political, economic and military, enhanced by a strong fantasy come mainly from the world of JRR Tolkien, to a set of more conventional role in which realism is nonetheless wants very strong, much stronger than in other games in the same period.

In 1989, Fantasy Games Unlimited won the All Time Best Ancient Medieval Rules for 1979 H.G. Wells Award at Origins 1980 for Chivalry & Sorcery.

Ed wanted so much to finish what he started with 2nd Edition but because of issues with FGU and its management team Ed got sick of them. He actually suffered a massive heart attack and pretty much faded away from RPG's for many years and recovered. By then 2nd Ed C&S was left on its own and FGU did bugger all to market it or add to it. They simply re-published the old 1st Ed supplements into the new soft cover layouts and printed them verbatim as they were written for first edition. Ed admitted this made him angry with FGU for turning C&S 2nd Ed into a farce and waste of time.

Years later, Ed recovered and began to feel the urge to go back to C&S and rebuild it the way he wanted it to be in the first place. This time without FGU. In 1991, Fantasy Games Unlimited Inc. was dissolved for nonpayment of taxes, causing some contracts with various creators to terminate. FGU scaled back so drastically that it was releasing games only to keep its IP. It appears quite a number of those contracts FGU had eager young game designers sign had a rights-reversion clause - if the game ever went out of print, they got their IP back, so FGU put out just enough cheaply printed copies to prevent that happening.

Ed Simbalist, in partnership with a new firm, Highlander Games (HD), raised the money to buy back the Chivalry & Sorcery IP. The game was finally reissued in 1996 by HD, the American publishing house founded by GW Thompson. Ed and Wilf were, at that time, both active in support of C&S3 on the Loyal Order of Chivalry & Sorcery (LOCS) mailing list. Ed and Highlander licensed a couple of fledgling fan-run companies, Mystic Station Designs



(MSD) in the US and Britannia Game Designs (BGD) in the UK, to produce official C&S products. But the relationship between Ed and HD soon soured. Fans complained the new edition dumbed down the game, made it too like D&D. Thompson took most of the control to the layout of the system again, much more so than did FGU and 3rd ed. suffered accordingly. The publishing company even did things without consulting him first! Ed got sick of them and very disappointed over it all. The book was very jumbled, disjointed and hard to follow, things were really a mess, unlike similar styled and designed books like Palladium. The whole design of the game was nothing like Ed wanted and he washed his hands once more of publishing companies. After a few short years, the relationship was irrevocably broken.

From a fan point of view, most long term C&S players and GM's waiting in anticipation of the 3rd Edition were totally disappointed because their perception was that 3rd edition would be an fresh revamp but remain essentially the same as 1st and 2nd Ed in design and rules systems. The disappointment was very clear: Black Magick was taken out, the Combat system lost its blows system and was replaced by Action Points and so on, the game was NOT C&S but an attempt by Ed Simbalist and his crew to modernize C&S for a younger generation.

What is striking from the first reading of C&S3 is the almost complete disappearance of medieval references, the game was now very orientated toward the fantastic, imagination and even less near constant concerns of the previous editions, namely some historical realism and a strong smell of medieval Europeans. The magic has been significantly simplified. There is a new class of "General" magician, which sees itself as the archetype of the "classics" magicians found in other RPGs like AD&D. C&S3 sells well enough, given the reputation of the game and its base of loyal fans. These same fans will be on the mailing list of the "Loyal Order of Chivalry & Sorcery", created in September 1996 at the instigation of Wilf Backhaus, mailing list that will, for many years (until 2005, when the creation of the first forum of LOCS, posted by Ian Plumb), stimulate debate about C&S3, most players lamenting the disappearance of the medieval flavor and realism of the first two editions.

C&S3, established a system of "skills" which covers all areas of the game, fighting, magic, knowledge of geography, languages, dances and songs, everything a person is able to do or know, the list of those talents are not exhaustive. The talent system (called "Skillscape") uses a percentile die and a 10-sided die (D10) for all actions determined by talent, the D10 determining if the success (or failure) of talent is "critical" or not. This system, very flexible and very efficient, is a decisive contribution to C&S, which leads to both simpler (a single resolution system for all aspects of the game) and modernism (games of all time with an operating system talent).

This, sadly made many of players drop it and return to 1st and 2nd and continue playing it as they always did.

Several extensions to the rulebook will be published with the label C&S3, but only one really holds the attention of the gaming community, that of "Bestiary," a collection of monsters similar to the AD&D Monster Manual. The Bestiary has a chapter on "Faeries", the fairy beings of Celtic legends, the descendants of the "Tuatha de Danaan," and the eternal war between the Seelie Court and the Unseelie Court.

Highlander Designs went bankrupt. Ed went into partnership with one of the two official licensees and the IP was bought by Britannia Game Designs Ltd, a company which is essentially little more than a small collective of dedicated fans based in England and directed by Steve Turner. Ed had set up his own publishing company, called Maple Leaf Games Ltd, to hold stock he owned and as an R&D company. And, as they were putting together a new edition of the rules (the fourth official edition, taglined The Rebirth), Wilf began circulating his own reworking of the first edition of C&S, calling it C&S Red Book.



At that time Simbalist and Backhaus parted since Wilf Backhaus did not take part in the writing of C&S4. Wilf should have bought the rights back but he did not. The relationships between him and Ed and BGD had broken down. Ultimately, Wilf was dispossessed from his copyright over C&S.

The fourth edition of C&S, called "The Rebirth" was born a few months later. Edward Simbalist was always the main author, but he was assisted in this task by many fans here and there brought their input and ideas. The result was the return of some medieval references and some gameplay mechanics (such as "bash" or "Targeting" for spells) adding this degree of realism that was lacking in the previous edition.

Moreover, many additions to the rules (such as "Laws of Magick") brought novelty to the game. One of the disadvantages of having worked on several projects such as C&S4 was some disparity and a lack of uniformity of rules. However, it was ultimately a product that was far superior to C&S3 and attracted many players.



When 4th Ed came out in October 2000 it was clear that Ed understood the displeasure many fans had for 3rd Edition and he tried to fix that but again the disappointment came back when the same sections were left out as in 3rd and no attempt was made to appease older players eagerly desiring a revamp only of the earlier versions, not a replacement of the old...

The core rules had several extensions, including the "Knights Companion", "Armourers Companion," "Dwarves Companion" and "Elves Companion". BGD also wanted to develop his own world "Marakush". Despite the interest of a certain segment of the population for a type of game that is realistic and that C&S has been an example of, sales of C&S4 were not sufficient to ensure the continuity of the game and stopped producing.

On the other hand, in 2000, Wilf had set up Gamestuff Inc., a Canadian publishing company directed by Hugh Tyreman, to release a pdf version from the original text of C&S1. This new edition was called 'Red Book' and was a reprinting of the original 1977 edition of C&S with a bigger font and some minor additions. Wilf was openly selling PDFs of his version on CD, calling it the Red Book 5th Edition, and so it had to go to law. Wilf eventually stopped after finding an arrangement with BGD. Wilf persuaded Ed and BGD to agree to a cross company licence agreement. This contract was later found to be not legally binding as their was no opt out clause. The Red Book will be produced with a distinctive red cover under license from Wilf K. Backhaus, Maple Leaf Games Ltd and Britannia Game Designs Ltd by Gamestuff Inc. and will be available as a free downloadable pdf.

Unfortunately, Edward E. Simbalist passed away due to a heart attack on Saturday, March 12, 2005 in Edmonton, Alberta. He was followed four years later by Wilfried K. Backhaus who passed away after a two-year battle with cancer, on Wednesday, October 14, 2009 in Calgary, Alberta.



Edward Simbalist & Wilfried Backhaus

On July 2009, an update of the 'Red Book' was released online. The many references to Middle Earth's Tolkien universe and the Black Magick spells that disappeared since the 3rd edition show the editor's and authors' desire to get back to the basic roots of the original spirit from the first edition. This version and the following contain the unpublished writings of the original and true authors and contributors of C&S.

Furthermore, the original 1st Book edition cover art will be used for all successive C&S 'Red Book' you will ever have in your hands...

*Chivalry and Sorcery*





# Medieval and Fantasy Campaigns



## Chivalry & Sorcery