


Chivalry & Sorcery

Warfare & Wizardry in the Feudal Age



Edward E. Simbalist & Wilf K. Backhaus



Chivalry & Sorcery

Warfare & Wizardry in the Feudal Age

Dedicated to the memory of Edward Simbalist who passed away in march of 2005

Dedicated to the memory of Jan Vrapcenak who passed away in the fall of 1998

Dedicated to the memory of Wes Ives who passed away in 1995

Dedicated to the Society for Creative Anachronism (the S.C.A.)

Dedicated to the Loyal Order of Chivalry & sorcery (L.O.C.S.)

By Edward E. Simbalist and Wilf K. Backhaus

Contributors: Jan Vrapcenak

Ron Gillies

Wayne Wittal

Wes Ives

Phil Mc Gregor



Introduction

You now hold in your hands one of the largest efforts, in terms of development and testing time, ever published in the wargame industry. The sheer mass of these rules has made it necessary to print in small type rather than in our usual format, but this saving in pages will cause substantial savings in the purchase price of the book.

A rule booklet the length of a novel requires several readings to fully absorb the rules and concepts. Once again, to save excess wordage, in some cases you will come across terms which have not yet been explained. Don't despair, all terms are clearly defined and explained. Keep reading and the definitions of all terms will be found in that area of the text where the full explanation makes the most sense. An example of this is the term BMR, which refers to the basic magical resistance of any item. The term is used often before the section of the rules on the casting of spells and the enchanting of items. Naturally, the full explanation of BMR can be found in this section, where it will be most clear. The rules require more than one reading, and the uses of BMR in sections prior to its definition will be that much more clear in the second reading of the rules or on referring back to those sections where it has been mentioned.

Chivalry & Sorcery is the most complete rule booklet ever published. Its very completeness creates problems in the mass of rules to be absorbed. However, the useful suggestions within the rules for how to run a C & S campaign will more than compensate for any difficulty in mastering the volume of rules.

Each rules section is optional so that C & S can be used for a complete medieval campaign without the use of any of the fantasy rules, or for a fantasy campaign without the mass action or siege rules that are so necessary for a medieval world. The key element is that whatever your tastes and needs, they will be satisfied by C & S and all sections are designed to work with each other and be compatible. There is no need to frantically seek and adapt another set of rules when your characters build their castles and are suddenly attacked by large forces. It's all there.

The complete fantasy or medieval world that is a part of the world and has laws is now possible. Player characters must function within a very definite society and are no longer limited to the simple aspirations of dungeon crawling to achieve a measure of success in the world.

SCOTT B. BIZAR
Editor, Fantasy Games Unlimited

Contents

Chivalry & Sorcery: The Grand Campaign.....	13
The Feudal Setting.....	13
The Time Frame.....	14
Character Prime Requisites.....	14
Men.....	14
Elves.....	15
Dwarves.....	15
Hobbits.....	15
Character Prime Requisites.....	16
Characteristics Rolls.....	22
Character Classes & Ability Scores.....	23
Social Class.....	23
Social Status.....	25
Influence.....	28
The Royal Bureaucracy.....	29
Making a Living.....	30
Cost of Food, Shelter, and Clothing.....	31
Knighthood and the Feudal Setting.....	32
Knighthood.....	32
The Fief.....	33
Designing the Feudal Nation.....	33
Feudal Rights and Obligations.....	38
High Justice.....	39
Low Justice.....	39
Canon Law.....	40
Administering Justice in the Game.....	40
The Warhorse.....	41
The Making of a Knight.....	42
Knights In The Medieval Tradition.....	44
Courtly Love.....	44
The Tournament.....	45
Tournaments.....	46
Pas Des Armes.....	46
The Joust.....	47
Heraldic Arms.....	48
Orders.....	52
Baronial Orders.....	53
Clerical Fighting Orders.....	54
Castles & Warfare.....	56
Castle.....	56
Construction of Feudal Structures.....	56
Basic Construction Costs.....	57
Fortress Construction.....	57
Feudal Warfare.....	58
Entering the Region Without Detection.....	58
Seizing the Gate or Postern.....	58
Storming the Walls.....	58
Bribery.....	58
Tactics.....	59
Tactics of the Attacker.....	59

Tactics of the Defender.....	59
Warfare in the Age of Chivalry.....	59
The Time Factor.....	59
The Campaign Battle.....	60
Troop Types.....	60
Social Class.....	60
Training and Experience.....	61
Armor Protection and Mounts.....	61
Weapons.....	61
Cost of Weapons, Armor, and Pay.....	62
The War Chest.....	62
Replacements.....	62
Mercenaries.....	62
Replacement Weapons.....	62
General Field Costs.....	62
Military Engineers and Artificers.....	63
Battle Scales.....	63
Equipment.....	63
Movement Rates.....	63
Terrain Features.....	64
Visibility.....	64
Effect of Terrain on Movement.....	64
Formations and Movement.....	64
Formations.....	64
Disorganization.....	65
Rallying.....	65
Passage Through Friendly Units.....	65
Forced Marches.....	65
Charging into Melee.....	66
Skirmish Lines.....	66
Retreat and Withdrawal.....	66
Reacting to Enemy Action.....	66
Issuing Orders.....	66
Battlefield Command and Organization.....	67
Troop Classification.....	67
Social Classes.....	67
The Field Commanders.....	67
Commander's Character.....	68
Insubordination Determination.....	68
The Campaign.....	69
Morale.....	69
Death of a Commander.....	70
Missile Fire.....	71
Close Combat.....	71
Close Combat: "Shock".....	72
Close Combat - Melee.....	72
Close Combat Results.....	72
Victory.....	73
The Competition Battle.....	73
Siege.....	74
Starvation.....	74
Storming the Walls.....	74
Siege Towers.....	75

Missile Weapons.....	75
Siege Weapons.....	75
Protective Devices.....	76
Fire and Incendiaries.....	76
Rams.....	77
Mining.....	77
Plagues & Diseases.....	78
Epidemics.....	78
Non-Epidemics.....	79
Individual Combat.....	80
Combat Turn Sequence.....	80
Movement.....	80
Hit Probability.....	81
The Combat Matrixes.....	81
Weapons.....	81
Magick Weapons.....	81
Blows.....	81
First Blow.....	82
Armor.....	82
Magick Armor.....	83
Magick Shields.....	83
Dodging Blows.....	83
Parrying Blows.....	83
Parrying Blows by Large, Powerful Monsters.....	84
Dodging Blows by Large, Powerful Monsters.....	84
Critical Hits.....	84
Fumbles.....	84
Tactics.....	84
The Bash.....	85
Attack from the Rear.....	85
Attack from Above.....	85
Encumberment.....	85
Desperate Defense.....	85
The Great Blow.....	86
Ferocity.....	86
Expending Blows In Combat.....	86
Combat Fatigue.....	86
Character Morale in a “Dungeon” Adventure.....	86
Monster Morale in a “Dungeon”.....	86
Tactical Manoeuver Matrix.....	87
Missile Fire Matrix.....	88
Chivalric Arms.....	88
Elven & Dwarven Weapons.....	89
Infantry, Yeoman, Militia.....	90
Non-Fighters.....	90
Monsters.....	91
Naturally Armed Creatures.....	91
Bare Handed Combat.....	92
Throwing Matrix.....	92
Bash Results.....	93
Critical Hit Results.....	93
Fumble Results.....	94
Horse Combat.....	94

Movement of cavalry in melee.....	94
Horse vs. Horse.....	95
Horse vs. Foot.....	95
Foot vs. Horse.....	95
Thieves, Brigands, and Assassins.....	96
Thieves.....	96
Brigands.....	97
Assassins.....	97
Making Of Poisons.....	97
Making Of Antidotes.....	98
Drugs & Poisons.....	98
Operating a Thief.....	100
“Fencing Loot”.....	100
Guild Organization.....	100
Daily Income.....	100
The Clerics.....	101
The Clergy.....	101
The Monastics.....	101
Friars.....	101
The Military Orders.....	102
Inquisition.....	102
Opus Dei.....	103
Clerical Powers.....	104
Intervention.....	104
Clerical Miracles.....	104
Miraculous Magical Effects.....	105
Prayer.....	105
Benediction.....	105
Sanctification.....	105
Undead.....	105
Abbots and Ordained Priests.....	106
Bishops.....	106
Primates.....	106
The Pope.....	106
Druidism.....	106
Rituals & Sacrifices.....	106
Druidism Powers.....	107
Druidic Cults & Deities.....	108
Cult of Beli Mawr, the Rebel God.....	108
Cult of Brân, God of Justice.....	108
Cult of Brighi, Goddess of Sacred Waters.....	108
Cult Of Crom Cruach, God of Fertility.....	109
Cult of Dagda, God of Life & Death.....	109
Cult of Danu, Goddess of Animals.....	109
Cult of Fal, the Aware God.....	109
Cult of Khaos, God of Storms.....	109
Cult of Lugh, God of Darkness.....	110
Cult of Macha, Mother of the Moon.....	110
Cult of Morrigan, Goddess of Warfare.....	110
Cult of Nuada, God of Healing.....	111
Cult of Taranis, the Vengeful Fire.....	111
Tuatha Dé Danann.....	111
Cults relationships.....	112

Dark Knight.....	112
Of Elves.....	113
Origin and acts.....	113
List of the Valar.....	114
Lifestyle.....	114
Of Dwarves.....	115
Origin and acts.....	115
Lifestyle.....	115
Of Hobbits.....	116
Lifestyle.....	116
The Magicians: Part 1.....	117
Creating the Magus.....	117
Class Origins and Magick Mode.....	117
The Second Requisite.....	118
Concentration Level.....	118
The Personal Magick Factor.....	118
Relationships of magical proficiency.....	119
Spells known by Non-Player Magick Users.....	119
Fast Magick System.....	119
Encounters with Magick Users.....	119
Masters.....	120
Magical Guilds, Orders, and Societies.....	120
Magical Resistance.....	122
Learning a New Spell.....	122
Enchanting Materials.....	122
Limits on the Casting of Spells.....	122
Casting Learned Spells.....	123
Casting Unlearned Spells.....	123
Enhancement of Spells.....	123
Enchanting a Magical Device.....	124
Simple Magical Devices.....	124
Magical Devices of Power.....	124
Magical Focusing Devices.....	125
Amulets of Protection.....	125
Magical Books and Scrolls.....	125
Magick Weapons and Armor.....	125
Quantities of Material for Enchantments.....	125
Magick Materials List.....	125
The Magicians: Part 2.....	129
Natural Magic Users.....	129
“Primitive Talents”.....	129
Wood Elves.....	129
High Elves.....	129
Drug Trance Mages.....	129
Dance/Chant Magick.....	130
Mediums.....	131
Shamen.....	131
The Minor Arcane.....	132
Alchemy.....	132
Advanced Alchemical Operations.....	133
Alchemical Products and By-Products.....	133
Artificers.....	134
Weaponsmith Artificers.....	135

Jewelsmith Artificers.....	136
Mechanician Artificers.....	136
Astrology.....	137
Divination.....	138
The Hex Masters: Witchcraft.....	139
Solitary Hex Masters.....	139
Evil Priests.....	139
The Covens.....	139
The Major Arcane.....	140
Conjuration.....	140
Enchanters.....	140
Necromancy.....	140
Thaumaturgy.....	141
Mysticism.....	141
Cabbalism.....	141
Power Word Magick.....	142
Magick Square Mysticism.....	142
Sorcery.....	142
Magical Conflict.....	142
Overcoming Target Defenses.....	144
Effects of Obstacles.....	144
Effect of movement.....	144
Effect of Enhancement.....	144
Spells Which miss the Target.....	144
Backfire.....	144
Spells of Protection.....	145
The Circle of Protection.....	145
Prayers.....	146
Holy Relics.....	146
Monastic Chants.....	146
Clerical Protective Circles.....	146
Magick Users on Home Ground.....	147
Words of Guard.....	147
Amulets of Protection.....	147
The Limits of Protection.....	147
Dispelling Magick.....	147
Spells of Detection.....	147
Level 1 Detection.....	147
Level 2 Detection.....	148
Level 3 Detection.....	148
Level 4 Detection.....	148
Spells of communication and transportation.....	148
Level 1 Communication & Transportation.....	148
Level 2 Communication & Transportation.....	149
Level 4 Communication & Transportation.....	149
Level 5 Communication & Transportation.....	149
Basic Magick.....	149
Basic Magick spells.....	150
Basic Magick: “Earth”.....	150
Basic Magick: “Water”.....	151
Basic Magick: “Fire”.....	152
Basic Magick: “Air”.....	153
Combination Basic Magick Spells.....	154

Spells of Necromancy.....	155
Level 1 Necromancy.....	155
Level 2 Necromancy.....	155
Level 3 Necromancy.....	155
Level 4 Necromancy.....	155
Level 5 Necromancy.....	155
Level 6 Necromancy.....	156
Level 7 Necromancy.....	156
Level 11 Necromancy.....	156
Spells of Command.....	156
Commands of the Outermost Circle.....	157
Commands of the Second Circle.....	157
Commands of the Third Circle.....	157
Commands of the Fourth Circle.....	157
Commands of the Fifth Circle.....	157
Commands of the Sixth Circle.....	158
Commands of the Seventh Circle.....	158
Commands of the Eighth Circle.....	158
Commands of the Ninth Circle.....	158
Commands of the Tenth Circle.....	158
Commands of the Eleventh Circle.....	158
Spells of Illusion.....	159
Illusions of the Outermost Circle.....	159
Illusions of the Second Circle.....	160
Illusions of the Third Circle.....	160
Illusions of the Fourth Circle.....	160
Illusions of the Fifth Circle.....	160
Illusions of the Sixth Circle.....	160
Illusions of the Seventh Circle.....	161
Illusions of the Eighth Circle.....	161
Illusions of the Ninth Circle.....	161
Illusions of the Tenth Circle.....	161
Illusions of the Eleventh Circle.....	161
Spells of Ancient Lore.....	161
Level 1 Ancient Lore.....	161
Level 2 Ancient Lore.....	162
Level 3 Ancient Lore.....	162
Level 4 Ancient Lore.....	162
Level 5 Ancient Lore.....	162
Level 6 Ancient Lore.....	163
Level 7 Ancient Lore.....	163
Level 8 Ancient Lore.....	163
Level 9 Ancient Lore.....	163
Black Magick.....	164
Level 3 Black Magic.....	164
Level 4 Black Magic.....	164
Level 5 Black Magic.....	164
Level 6 Black Magic.....	165
Level 7 Black Magic.....	165
Level 8 Black Magic.....	165
Level 11 Black Magic.....	165
Demonology.....	165
Spells of Demon Summoning.....	165

The Summoning.....	165
Binding Demons.....	166
The Release.....	166
The Services.....	166
Words of Command.....	166
Weaponsmithing.....	171
Costs Of Enchanting Various Items.....	171
Missile Weapon Costs & Prices.....	171
Melee Weapon Costs & Prices.....	172
Armor Costs & Prices.....	172
Power Of Runes On Weapons & Scrolls.....	173
Magical Items.....	175
Clingfire Liquid.....	175
Dragon Teeth.....	175
Magick Whetstone.....	175
Star Sapphire.....	175
Crystal Of Power.....	175
Water Ball.....	176
Potions Of Addiction.....	176
Potion Of Sleeplessness.....	176
Magick Horseshoes.....	176
Magick Container.....	176
Magick Rope.....	176
Cape Of Gliding.....	176
Message Ring Recorder.....	177
Magick Negator.....	177
Field Dressing.....	177
Wards Major.....	177
Pipes Of Fear.....	177
Armor Potion.....	177
Vampire Mirrors.....	177
Monster Seeds.....	177
Animals Seeds.....	178
Cord Of Garotting.....	178
Arrow Of returning.....	178
Ring Of Questions/Many Answers.....	178
Assassin's Blade.....	178
Perfume Of Lust.....	178
Potion Of Knowledge/Arcane Knowledge.....	178
Bag Of Enough.....	178
Alchemist's Weed.....	178
Circe Plants.....	178
Coin Of Returning.....	179
Chameleon Cloak.....	179
Amulet Of Night Vision.....	179
Tanglevines.....	179
Lytta Spores.....	179
The Magicians: Part 3.....	180
Basic Magick Resistance.....	180
The Doctrine Of The Elements.....	181
Creative Magick.....	181
Introduction.....	181
A Quick Overview.....	182

The Laws Of Resistance.....	182
The Law Of Association.....	183
The Fantasy Campaign.....	185
Time and Movement.....	185
Designing the Place of Mystery.....	185
Underground Complexes.....	186
Treasures.....	187
“Surprise”.....	187
The Outdoors Adventure.....	188
Hazards on the Road.....	188
Encounters During Travel.....	188
Character Levels and Experience.....	190
Treasure.....	191
Slaying and Vanquishing Enemies.....	191
Knights and Warriors.....	191
Clerics.....	192
Magick Users.....	192
Thieves, Brigands and Assassins.....	192
Limitations on Advancement.....	193
Experience Levels.....	193
Of Men and Monsters.....	193
Non-Player Characters.....	193
Men, Elves, Dwarves and Hobbits.....	194
Dragons & Dragon Lore.....	195
Lycanthropes.....	197
The Fey Races.....	199
The Goblin Races.....	199
The Giant Races.....	202
The Undead.....	205
The Undead Profiles.....	209
Designing C&S Monsters.....	216
Basic Standards Of Monster Design.....	216
Natural Law.....	217
Laws Of Magick.....	217
The Law Of Common Sense.....	218
The Law Of Predation.....	218
The Law Of Achilles Heel.....	219
The Law Of Locations.....	219
The Law Of Exceptional Monsters.....	219
Designing The Monster.....	219
Monsters are People too.....	220
Archaeron.....	222

Chivalry & Sorcery: The Grand Campaign

Chivalry & Sorcery began innocently enough with a discussion about the vacuum that our characters seemed to be living in between dungeon and wilderness campaigns. In the Fantasy Wargames Society of the University of Alberta a degree of dissatisfaction emerged over the limited goals that were available to our characters. The solution was to develop an all-encompassing campaign game in which dungeon and wilderness adventures were just a small part of the action.

The Feudal Age was chosen as the setting of the action. There is a powerful and most appealing tradition of glorious deeds and stirring events surrounding the whole period of Chivalry. Furthermore, most fantasy occurs in societies that are generally feudal in nature, and the richest traditions of "Magick" belong to that period as well. To make the life of the Feudal Ages live again and to provide an authentic setting in which to play out the campaign, *C&S* is filled with aides and guidelines which make the creation of an entire world possible. Our group has chosen France, 1170, as the center of our world, although it is a France drawn with a liberal brush indeed. It could just as easily been one of Howard's Hyborean Kingdoms or the world of Tolkien. It could even have been a purely imaginative world never before encountered in history, legend, or fiction.

Some planning and preparation is unfortunately necessary. A map of the "world" must be drafted and nations must be established. Within each nation should be located several large baronies. Economic and military resources may then be determined for these areas. Leaders and other important non-player characters should also be determined, as such men affect the entire conduct of affairs in the land.

At this point, players who are interested only in military miniatures battles are ready to stage an ongoing campaign that can last over a series of battles. Possible scenarios include the War of the Roses, the Hundred Years War, one of the Crusades, Richard I's land campaigns in France, or any of a score of other possibilities. Attention would be focused on marshalling economic and military resources. Castles can be built or strengthened, mercenaries hired, and replacement troops trained to replace casualties. Alliances can be formed, and players may enter into political intrigues to improve their positions. Raids, sieges, and open battles can be staged. In short, the full range of events arising out of medieval warfare may be simulated in as much or as little detail as possible. The skill of players in handling political and strategic factors, as well as skill in tactics, will determine the final victor.

If players wish to proceed further and develop individual characters, they may do so. Again, the military miniatures enthusiast will probably elect to deal only with Knights and Nobles. Tournaments can be staged and individual characters may be involved in the battles that are a part of the larger campaign. This adds a degree of intensely personal commitment to the proceedings as identification with characters is impossible to avoid. Small scale actions on an individual level are also possible, employing the Individual Combat matrixes and the Horse Combat rules.

Many players will desire to go "the whole route" and develop a fantasy campaign. In this instance, the added dimensions of Magick and a host of Legendary Monsters fill out the possibilities offered by *Chivalry & Sorcery*.

The essential feature of *Chivalry & Sorcery* is the flexibility built into all of the campaign types. Players may choose the type of campaign that they desire and may ignore all elements that are not relevant to their needs and aims. For example, Magick is not essential and a miniatures enthusiast may ignore it completely if he finds it distasteful. On the opposite side of the coin, a player interested in staging dungeon expeditions may choose to ignore the larger event that are occurring in the nation as a whole (although many opportunities for some exciting adventures could be lost.) After all, miniatures and fantasy campaigners are a highly creative lot, and the greatest enjoyment is found by adding the "personal touch." *Chivalry & Sorcery* provides the guidelines by which players may easily create the kinds of worlds they want and does not attempt to "dictate" in any way what must be.

The Feudal Setting



All feudal societies are characterized by fairly rigid class structure. Thus player-characters are subject to conditions of birth and social status. In general, it is the circumstances of one's birth that determine the opportunities open to a man, although an "exceptional" personality may rise above even the lowest beginnings and make a place for himself in the world (if he is lucky and canny enough.) Thus, provision is made for random determination of a player-character's birth and status in society.

The code of Chivalry pervades feudal society. It is binding upon all within the campaign, and some things simply are not done if a character wishes to maintain his reputation for honourable conduct. Honour is more important than any other form of currency. Without honour, a Knight's followers fall away from him, he is barred from tournaments and cast out of polite society, and he cannot hope to exert any real or effective influence upon the

political life of the state. Nor can a commoner ignore the need for honour, as he depends upon the favor and respect of others to advance in the world. Success in the campaign is dependent upon having "friends," not just attaining many levels of experience or winning a few battles.

To fill out the "grey" area of other miniatures and dungeon campaigns, the entire social order of the feudal state is assumed to exist at all times. Military campaigns and individual adventures occur fully within a society as well as in a geographic area. The complete superstructure of Church and State overlooks the activities of characters. The commander of armies must bear in mind the reluctance of vassals to serve for more than 40 days and must respect the hidebound customs and traditions of Knights and commons alike. His noble peers are invariably proud, haughty, and jealous of anyone who seems to threaten their own power or position; and thus, alliances are fraught with dangers. Barons are aligned against each other and all resist the King's every attempt to bring about strong central government. Church and State are locked in a struggle over who shall be supreme in the land: the Crown or the Lords Spiritual. On the individual level, a bullying Knight could find that his enemies are ganging up on him in the Grand Melee, or that he has been challenged to a Trial by Combat a l'outrance -- "to the death." Indiscriminate practice of Magick, especially for "evil" ends, might result in excommunication and a painful auto-de-fe, ending at a burning stake. A notorious thief or killer can be declared "outlaw," the fair game of anyone able to kill him on sight. Even the doughtiest fighter will blanch at the thought of being the prey of a hundred villagers answering the "hue-and-cry", eager to collect the reward for capturing him, or worse. Then there are taxes to be paid, and treason or sedition bring quick death at the hands of the King's executioner. Chaotic conduct, while loads of fun, carries risks appropriate to the evil practiced. No man stands invulnerable and unassailable. In the Great Chain of Being, there is always a strong adversary ready to confront and destroy a man who goes "too far."

Authenticity is the hallmark of *Chivalry & Sorcery*. Creativity and imagination are vital, but realism and attention to the facts of human nature and the nature of any reasonable society is necessary as well. Players are therefore urged to acquire a good general knowledge of feudal life in general so as to provide the "colour" and detail that breathes life into the campaign and provides models of general behavior.

Realism demands that a character maintain himself and his followers. The economic facts of everyday life play an important part in the campaign. One has to eat, find shelter, and clothe himself. One's followers have to be paid, cared for, and rewarded for faithful service. One's horse must be shod, stabled, and fitted out with saddle and harness. Arms and armor must be purchased and kept in good repair. All this takes money, and money is not to be had easily in the feudal society. Work or entering into feudal service is necessary, and *Chivalry & Sorcery* provides for this in the sections on Feudal Fiefs and Making a Living. Whether an army is being outfitted for war or a dungeon expedition is being prepared, money is required. Some attention to acquiring a steady income and managing it well is called for. The warlord who ignores his warchest may find that his army has disappeared. The individual character who tries to make ends meet by plunging into dungeons may find that he has starved to death.

In any feudal society, a person must have a "place" in the social order, and the place he occupies will determine his manner of conducting himself. Commoners should never "put on airs" in front of the nobility and cannot afford to feel too much resentment at harsh treatment by their social "superiors." Great lords cannot treat loyal vassals like mindless robots to be ordered here and there without regard to their needs and desires, unless personal loyalty is of no importance to them. Independent-minded characters find that they are universally regarded with suspicion and distrust. Even Knights-errant lack the status enjoyed by a Knight-in-service because they have no feudal lords. To benefit fully from the system, one must live within it and abide by its rules of conduct. When the society demands that a man occupy a definite place in the rank order of things and conduct himself accordingly, anyone who proves to be a "maverick" counts for little.

One of the features of social class that dominates *Chivalry & Sorcery* is the rather great distinction made in the matter of bearing arms. Knights have the prerogative of bearing weapons that are forbidden to the lesser classes in society. Only Knights and Sergeants-at-Arms are permitted to own warhorses of superior quality. Commoners go on foot or else ride "hags." Non-fighters are also restricted with respect to the kinds of armor they may wear-- although this is a reflection of their lack of training and not a prohibition as such. These things are as they actually were and to be realistic they are included in the campaign. It is a question of one's place in society.

Every man has a "Master" unless he has arrived at a high point in his career and is successful enough to be a great Lord or has established his own business. Player-characters begin their careers at a youthful age, inexperienced and relatively poor. They must learn some trade or enter some vocation. Thus they are all placed under a non-player "Master" who instructs and protects them until they are able to assume their own place in the world. Such apprenticeship generally lasts until a character reaches experience level 5. The "Master" is controlled by another player or by a "Dungeon Master" and manages the life of his apprentice, setting him tasks and sending him on missions. Many adventures can be generated by the use of the Master, who has need of some article or who is going to some distant place and must be attended by his young assistant. A complete range of non-player characters appears in the "Monster" section and these may be used to obtain many of

the characteristics of "Masters."

Unique features of the medieval period have been incorporated to add realism to the campaigns. "Courtly Love" provides motivation for young Knights to go out and do deeds of great valour in the name of their ladies, for much honour and experience may be won. "Knighthly Orders," "Magick Orders," and "Secret Societies" exist, providing characters with allies in times of need, and also serving to generate adventures. The same is true of the great Guilds which dominated medieval business and finance. For players interested in political careers, there is even provision for entering the "Royal Bureaucracy" and rising to the highest levels of government.

The campaign, then, is pervaded by the elements of feudalism. Players are urged to absorb as much of the "mental set" of the period as possible to permit role-playing that is authentic. To think as a 20th Century man while conducting a campaign based upon feudal society is an unfortunate thing to do, as most of the "fun of the thing will be lost.

The Time Frame

The time frame of *Chivalry & Sorcery* as a game is different from other games of its general type, for the one day = one game day concept has been dropped in favour of a more telescoped time period. To a degree, the peculiar nature of the Magick System accounts for this, as Magick Users must spend considerable periods of time simply learning the spells they will want to cast in an expedition. Also, if large-scale actions are going to be fought, anxious War Lords ll are going to be very frustrated by a real-time winter period in which no campaigning is possible. To permit a few good wars, time had to be compressed. Also, time was compressed to permit characters to live out a reasonable proportion of their lives, and perhaps even descendants

to take up the struggle.

The recommended time period for individual adventure campaigns is roughly on a one to four basis, with one real week equal to one Game Month. Also, the year is seasonal in nature, and winter is always a quiet period because conditions are simple too bad for anyone to seriously attempt an adventure outside settled areas. Even the monsters get out of the winter storms. The four seasons therefore break down as follows:

<u>Spring:</u>	April and May:	2-3 real weeks
<u>Summer:</u>	June to October:	8-10real weeks
<u>Fall:</u>	November and December:	2-3 real weeks
<u>Winter:</u>	January to March:	1 real week

Clearly, most of the action occurs in the summer months, which are at least twice as long as any other months to permit active adventuring. Winter is simply the time that players devote to "bookkeeping chores" to get ready for the next round of gaming. As is typical of many aspects of *Chivalry & Sorcery*, the time periods are always optional so that, if an important or exciting adventure is occurring, the real time period can be extended to the convenience of the players. Players devoted to purely military campaigns could telescope time even further, so that 5 or 10 years were covered in a real year, if not more, permitting entire generations to pass in a relatively short space of time. The Hundred Years War is not an impossibility using this system.

Keeping a Calendar

The important thing to establish is the relation of real time to game time, so that all of the players know what the game date is in a particular week of play. Once general agreement is reached among the players, everyone knows how much time is passing. This fixing of a definite calendar for the game is especially vital for Magick Users, who operate on a very strict time scale when learning spells or doing enchantment



Character Prime Requisites

All players will have a number of "characters" with which to play the game. Characters are projections of the players own identity but also have traits and quirks uniquely their own. It is strongly recommended that players do not play every character as if they themselves were in the adventure. If a character is stupid, role-play and have him act stupidly. If he is a fumble-fingered boob who has the dexterity of a hobbled camel, have all the fun you can with him (these make good comic Thieves). The whole idea is to have fun, to live out fantasies that could never happen in real life. As much as possible, let the characters play themselves. The traits they acquire from their Prime Requisites often contain guides to conduct or descriptions of abilities which will prove of assistance here.

Men

Most player-characters will be human beings. As such, they will have the widest range of characteristics enjoyed by any character type. Men can become virtually any type of character in the game: Knights, Fighting-Men, Thieves, Clerics, or Magick Users. Also, because the world is essentially dominated by Mankind, they enjoy the greatest degree of freedom of movement and acceptance. Elves, Dwarves, and Hobbits, while often made to feel welcome, are not really a part of daily life in human society and cannot hope to establish themselves as great lords beloved by their subjects. They are "foreigners" and they are "different," two serious penalties to be overcome in any Feudal society.

Elves



Perhaps the most ancient and magical of all the character races, the Elves are divided into the High Elves and the Silvan or Wood Elves. While both kinds of Elf are rare indeed, the Noble Elves are perhaps the rarest of all characters, for most have long since passed into the West in response to the call of the Valar, they are the Great Fey of European Legend.

To obtain an Elvish character, two sets of conditions must be met. First, there must be a probability of even having an Elvish character. Second, the character's Prime Requisites must meet the minimum requirements. These will be dealt with in a later section.

Elves are not to be had with any regularity, and with good reason. Elves always are powerful creatures for they may become "combination characters." High Elves may become Fighter-Magick User-Clerics. Wood Elves become Fighter-Clerics or Fighter-Magick Users. (Any conflict in the rules arising from combination status is always resolved in the favour of the Elf.)

In addition to combination status, Elves possess some unique talents:

1. Elves have +5% chance of striking, parrying, or dodging blows. Furthermore, they are master bowmen and hit their targets with +10% advantage. They may make magic arrows and bows as well, but these are for exclusive Elvish use until they reach a high enough level to make arrows and bows for other races (experience level 12).
2. Elves, being most observant, possess exceptional hearing and keen eyesight. They have an infallible chance of revealing secret and hidden things, such as secret doors or all but the best concealed hiding places.
3. Elves have a +10% chance of moving silently and a +15% chance of hiding in shadows and undergrowth, such percentages being subtracted from an enemy's chance of detecting the Elf.
4. Elves are so dexterous that they never fumble weapons or drop things when surprised.
5. Elves do not have to write Magic Books in order to remember spells.
6. Elves have the ability to penetrate Illusions with TRUE SIGHT and gain this ability automatically every other Experience Level (Exper/1, 3, 5, etc.). The ability allows penetration of 1 Circle of Adeptness at Illusions for each rise.
7. Elves are proficient with languages and know the tongues of orcs, goblins, and such -- in addition to Elven Tongue, Westron (Common Tongue), and one human language. There is no limit to the number of languages they may learn to speak or to read and write.
8. Elves possess the ability to speak with the beasts. One Beast Language is gained per 25000 exp obtained.
9. Elves possess exceptional constitutions and are rated two levels higher with respect to recovering from wounds and resistance to disease and infection.
10. Elves do not require sleep, but rather rest their minds in remembrance of past ages or in contemplation of beautiful things.
11. Elves are always have a Lawful Alignment, initially, if High Elves.
12. Elves may call upon Elbereth Githoniel as if Praying or Blessing.
13. Elves are sensitive to the presence of magic (Detect Magick) when within 10 feet of any magical item or within personal casting range of any spell in operation. The ability is always operating (like a sense) and has no cost to Fatigue Levels. High Elves also have the power to communicate with Lawful characters and creatures without speech (Telepathy) and to know the moral character of others (Detect Alignment) without expending any energy.
14. Elves are immune to all forms of disease.
15. Elves are virtually undetectable by ordinary means when hiding silently in the undergrowth (05% chance). This advantage will replace all higher detection probabilities arising from watching or listening. Also, in Elvish lands, an Elf has 1/2 the normal chance of detection by ordinary means when moving about in the undergrowth, stalking, enemies, etc.
16. Trees are of special importance to Elves, and they resent destruction of forestlands or even single trees in their territory. Nearly all trees have some sacred association, with some more sacred than others. Elvish Oak, Ash, and Thorn form a magical trilogy: within the bounds of such groves, Elves may reduce the magical resistance (BMR) of an object in -5D6% of the usual time required. Apple, Hazel, Holly, Willow, Elder, and Alder are all sacred as well, with Elves obtaining -1 BMR for Enchantment purposes on these as well as the Sacred Three.

Elves may occasionally reach heights in excess of six feet and are deceptively slim in appearance. Graceful and dexterous, they are also very husky and sturdy. The hardships of nature they bear without sign of fatigue. They possess an almost insatiable curiosity. Ancient Lore they value highly and will seek it out at great risk, but Black Magick and evil devices they abhor and will destroy whenever possible. All forms of beauty are beloved by the Elves, especially the beauty of growing things, while all things evil and ugly are the objects of their hatred and revulsion.

Elves are naturally secretive and, since their falling out with Men and Dwarves, they tend to prefer their own kind. Rare indeed is the man who is named "Elf-Friend," and to him is unlocked the secret halls of the First People. No Elf will take service with anyone who is not an Elf. They have an especial fondness for lawful,

interesting Hobbits. Themselves highly gifted in the arts, they welcome poets, singers, any others with true artistic talent. Men of good-will and wisdom are held high in their regard, but they are implacable enemies of all those who serve Chaos.

As a final note, Elves are immortal but may be slain in battle.

Dwarves



As one of the elder speaking races, the Free Folk claim descent from Seven Fathers who lived in the First Age, and consequently the Dwarves are divided into seven Folk or nations, each with its own king and ancestral halls. They have withdrawn into the wilderness, for, never having been numerous, they have concentrated their strength in the mountain fastnesses for protection.

Dwarves are short, averaging about four and a half feet in height, but broad in shoulder and extremely strong for their size. While not immortal like the Elves, they live for long periods of time, perhaps 250 years. They marry about the age of 100, if they marry at all, for there are few Dwarvish women and Dwarvish males are exceedingly proud.

Dwarves are a prideful people, easily angered and very long of memory. They will NEVER forget wrongs done to them or their Folk. Greedy for riches, they are ruled by a gold-lust that once awakened, is very hard to quell. Except for their greed, they are fair and often generous to those they owe a debt of honour. Noted for their superb craftsmanship and mastery of the art of weaponsmithing, they are very shrewd businessmen as well - usually driving a hard bargain for their wares and near impossible to cheat in matters involving precious things. They have, in addition, a number of unique talents and advantages:

1. Dwarves are superlative miners able to tunnel six times as fast as men. They easily note slanting passages, shifting walls, new underground works, geological formation, and other features of importance beneath the earth. Instinctively, they know the depth they are standing below the surface.
2. Dwarves possess night vision and can see clearly in the dark up to 60 feet.
3. Dwarves possess facility with mechanical devices, being able to open locks and disarm small traps at a +5% and +15% advantage, respectively, if "Thieves."
4. Dwarves hide in shadows and move silently with a +5% advantage when underground. They need not check morale underground either, as they are quite at home.
5. Dwarves, being expert craftsmen, can accurately appraise coins, jewelry, and gems.
6. Dwarves are all smiths and armorers. Apprentices may forge armor under the guidance of a Master armorer and may make repairs to arms and armor. Armorers and Master armorers may forge arms and armor of quality. Weaponsmiths may forge magical weapons and armor. Rate of magick weapon making is three times normal speed, so a Dwarf may turn out quality work in quantities unthinkable for Men.
7. Dwarves are highly resistant to all forms of Magick and save against magical spells four experience levels higher.
8. Dwarves dodge with a -5% advantage because of their size.
9. Khuzdul, the dwarvish tongue, is the ancient and secret language known only to Dwarves. Khuzdul is the medium in which the Dwarves preserve all of their many secrets of weaponmaking, and a Book found by a Dwarf containing such information will turn him into Master armorer instantly, whatever level he is at. In public the Dwarves use the tongue of their neighbours, and they understand the languages of their traditional enemies, the Gnolls, Kobolds, and Goblins.
10. Dwarves never check morale when fighting the Goblin races.

On a final note, Dwarvish women are so scarce that they are the objects of instant feelings of protectiveness in Dwarvish males. If a female Dwarf appears on the scene, she will soon acquire a non-player protector to escort her on adventures. A Dwarvish protector will possess minimum Dwarvish prime requisites and is determined as any other character.

Hobbits



Originally closely related to Men, the Hobbits have remained unobtrusive through much of their history. For centuries they lived in the Vales of Anduin, largely unnoticed by other races until late in the Third Age. They fled westward from the evils of Kirkwood and founded the legendary Shire. Under the protection of Gandalf the Wizard and the Dunedain, the Hobbits lived in peace and security until the Wars of the Ring. In the days that followed the Third Age, the exact location of their land was lost. However, on occasion, travellers have reported a charming, almost enchanted land inhabited by "heafplings", "little folk" with large, hairy feet, a great fondness for food and conversation, and distrust of the "Outside."

Despite their general distrust of strangers, the provincial Hobbits may be characterized as hospitable and comfort loving. When faced by danger, they show a remarkable courage and are undaunted by terrors that would cause brave men to draw back. Generally, because of their dexterity, Hobbits make excellent Thieves. They have a

strong leaning toward lawfulness, however, and a chaotic Hobbit is an impossibility--at least, initially. They are reputed to live to about 100 years on the average, and they come of age at 33. Hobbits also possess a number of special qualities.

1. For their diminutive size, rarely reaching a height over four feet, the Hobbits are the strongest and most resilient of all the speaking races. They never tire when carrying burdens and even when the weight is very considerable they fatigue slowly.
2. Being burrow dwellers, Hobbits are quite at home beneath the earth.
3. Hobbits do not employ magical spells and use few magical devices. However, they save against magical spells four experience levels higher as Dwarves do.
4. Hobbits possess exceptional constitutions and enjoy increased chances to be resurrected, to recover from wounds, and to be resistant to diseases. Rate these at two levels high on the constitution tables.
5. Hobbits possess superior eyesight and dexterity and shoot missiles with a +5% advantage and throw missiles with a +15% advantage. They dodge with -15% because of their small size.
6. Hobbits are clever with their fingers and open locks with a +10% advantage, remove small traps with +5%, pick pockets with +5%, and strike with a dagger or short sword with +5% hit probability.
7. Hobbits move silently and hide in shadows or undergrowth with -10% advantage.
8. Hobbits hear noises with an advantage.
9. Hobbits are shrewd judges of character, readily recognizing "nasty" people for what they are 50% of the time.

Character Prime Requisites



The Prime Requisites are the characteristics upon which player-characters are based. A model Character Profile Record is included and may be Xeroxed to record the details. It is recommended that the Record be enclosed in a plastic cover or laminated, with all of the variable entries made with grease pencil to preserve the sheets as long as possible.

The players will need a set of percentage dice and normal 1-6 dice. Once all of the Prime Requisites have been found a player can then complete his Character Profile. There can be no "trading" of points to raise one characteristic at the expense of another. If "well aspected" on his "Life Horoscope" a character may make one die roll to correct a low characteristic, but not Alignment.

Race

A player may always elect to have a human character. However, if he or she wishes to have a character in one of the special categories, they could always adopt one with Game Master approval or they must roll percentage dice:

1-80% = Human

81-90% = Elf, Dwarf, or Hobbit: The player may choose the category. If an Elf is chosen, the character will have minimum of 13 in Dexterity, IQ, Wisdom, and Appearance, and scores below these minimums are corrected upward. A High Elf is possible only if the minimums had been obtained the initial rolls, without correction. Dwarves possess a minimum 13 in Strength and 15 in Constitution, while Hobbits have a minimum 13 in Constitution and Dexterity. Again, adjust scores accordingly.

91-95% = Lycanthrope: The player's character is a human who has a were-personality and form. Refer to the Monster chapter for the section on "Lycanthropes."

96-100% = Monster: The character will be one of the following types of monster. The characteristics of each type is provided in the Monster chapter. Roll the percentage dice again:

- | | |
|-------------------|--------------------------|
| 1-5% = Kobold | 76-80% = Troll |
| 6-10% = Goblin | 81-85% = Vampire |
| 11-15% = Orc | 86-90% = Dragon |
| 16-20% = Bugbear | 91-95% = Legendary Beast |
| 21-70% = Uruk-Hai | 96-99% = Balrog |
| 71-75% = Ogre | 100% = Player's Choice |

Age (Optional)

Once the basic type of character is decided, his age may be determined at the start of his adventures. The base age is 13, with 1 year added for each 10% rolled on percentage dice. This guideline is applicable to Men, Elves, Dwarves, Hobbits, and most monsters except specials like Dragons, Undead, and the like, who must be rated with an arbitrary fairness by the player-referee or according to special guidelines given in the Monster descriptions.

Sex (Optional)

Whether a character is male or female is important. Men have a good chance of being one or the other, but Elves, Dwarves, and Hobbits tend to be male because their women are not as adventurous. Roll percentage dice:

Men, most Monsters: 1-75% = male, 76-100% = female.

Elves, Dwarves, Hobbits: 1-85% = male, 86-100% = female.

Women players may either choose to be female characters or opt for the percentage roll (in *Chivalry & Sorcery*, women always have special treatment).

Size

The size of a character affects his ability to perform most feats of physical prowess. All determinations are made with a set of 20-sided dice.

The Height and Frame of a character are used to determine the overall size and weight of a character.

Height of a Male

- 1-7 = Short
- 8-15 = Average
- 16-20 = Tall

Height of a Female

- 1-8 = Short
- 9-16 = Average
- 17-20 = Tall

Frame of a Male

- 1-7 = Light
- 8-15 = Average
- 16-20 = Heavy

Frame of a Female

- 1-8 = Light
- 9-17 = Average
- 18-20 = Heavy

The weights of characters are found by comparing their height to the value that is printed beside it. However, the Frame of a character will affect his weight.

Males with Light Frames reduce their weights by 1 level, so that a man with a 6' height would have the weight of a man of 5'11". Males with Average Frames have the weight printed alongside their height in the following table. Males with Heavy Frames increase their weights by 1 level, so that a man with a 6' height would have the weight of a man of 6'1".

Females with Light Frames are quite petite, so reduce their weights by 4 levels. Females with Average Frames reduce their weights by 3 levels. Females with Heavy Frames reduce their weights by 2 levels.

Weight affects attractiveness, so add 1 Appearance point to females with Light Frames and subtract 1 Appearance point from females with Heavy Frames.

Weights of characters are computed by rolling a 20-sided die and comparing the Height and Frame of a character to the printed score:

Short Characters

20-sided Die:	Men	Elves***	Dwarves	Hobbits					
Height	Weight*	Height	Weight*	Height	Weight*	Body**			
1	4'7"	75	4'6"	65	3'9"	60	2'7"	40	-1
2	4'8"	80	4'7"	70	3'9"	60	2'7"	40	-1
3	4'9"	85	4'7"	70	3'10"	65	2'7"	40	-1
4	4'10"	90	4'8"	75	3'10"	65	2'8"	45	-1
5	4'11"	95	4'8"	75	3'10"	65	2'8"	45	-1
6	5'	100	4'9"	80	3'11"	70	2'8"	45	-
7	5'1"	105	4'9"	80	3'11"	70	2'9"	50	-
8	5'2"	110	4'10"	85	3'11"	70	2'9"	50	-
9	5'3"	115	4'10"	85	4'	75	2'9"	50	-
10-13	5'4"	120	4'11"	90	4'	75	2'9"	50	-
14-15	5'5"	125	5'	95	4'1"	80	2'10"	55	+1
16-17	5'6"	130	5'1"	100	4'1"	80	2'10"	55	+1
18-20	5'7"	135	5'2"	105	4'2"	85	2'11"	60	+1

Average Characters

1-4	5'8"	145	5'3"	110	4'3"	90	3'	65	+2
5-8	5'9"	155	5'4"	115	4'4"	95	3'7"	75	+2
9-12	5'10"	160	5'5"	120	4'5"	100	3'2"	75	+2
13-16	5'11"	170	5'6"	125	4'6"	105	3'3"	80	+3
17-20	6'	180	5'7"	130	4'7"	110	3'4"	85	+3

Tall Characters

1-4	6'1"	109	5'8"	140	4'8"	115	3'5"	85	+4
5-8	6'2"	200	5'9"	150	4'8"	120	3'5"	90	+4
9-12	6'3"	210	5'10"	160	4'9"	125	3'5"	90	+4
13-14	6'4"	225	5'11"	170	4'10"	130	3'6"	95	+5
15	6'5"	235	6'	180	4'10"	130	3'6"	95	+5
16	6'6"	250	6'1"	190	4'11"	135	3'7"	100	+6
17	6'7"	275	6'2"	200	4'11"	135	3'7"	100	+7
18	6'8"	300	6'3"	210	5'	140	3'8"	105	+8
19	6'9"	325	6'4"	225	5'	140	3'8"	105	+9
20	7'	375	6'5"	235	5'1"	150	3'9"	110	+10

*The weights of characters are measured in "Dragons," a unit roughly comparable to one pound.

**The "Body" refers to the physical body of a character. The values given here and elsewhere are used to determine the degree of physical damage a character is able to sustain before he is killed by his wounds. The Body points awarded for various Prime Requisites should be totaled up and the final sum entered on the Character Profile sheet.

*** High Elves add 1' to the indicated height.

Dexterity [DEX]

Dexterity is a character's ability to handle weapons and tools with a sure hand, to parry blows, to dodge blows and missiles, and generally to perform acts requiring agility and coordination. Dexterity is the prime requisite of Thieves and Assassins, but no character can do without it and hope to prosper. Roll a 20-sided die:

Die Roll	Dexterity	Disarm Trap	Pick Lock	Pick Pocket	Move Silently	Hide in Shadows
1	All Thumbs	-15%	-15%	-25%	-20%	-15%
2	Bungling	-13%	-13%	-20%	-18%	-13%
3	Uncoordinated	-11%	-10%	-15%	-15%	-10%
4	Clumsy	-9%	-8%	-13%	-10%	-8%
5	Awkward	-7%	-5%	-10%	-5%	-5%

6	Unhandy	-5%	-	-5%	-	-
7-8	Lo Average	-	-	-	-	-
9-10	Average	-	-	-	-	-
11-12	Hi Average	-	-	-	-	-
13	Skillful	-	+5%	-	-	-
14	Deft	+5%	+8%	+5%	-	+5%
15	Dexterous	+10%	+10%	+7%	+5%	+8%
16	Nimble	+13%	+13%	+9%	+7%	+10%
17	Adroit	+15%	+15%	+12%	+10%	+15%
18	Agile	+18%	+20%	+15%	+12%	+20%
19	Quick	+20%	+25%	+20%	+15%	+23%
20	Masterful	+25%	+30%	+25%	+17%	+25%
21	(13-16)	+26%	+30%	+26%	+20%	+30%
22	(17-19)	+27%	+30%	+27%	+21%	+31%
23	(20)	+28%	+30%	+28%	+22%	+32%

- Elves must have at least DEX/13.
- Hobbits must have at least DEX/13.

All of the abilities acquired through one's Dexterity tend to be peculiar to Thieves and Assassins and are dealt with in the section concerning their class. Hobbits and Elves, however, will have the ability to Hide in Shadows and Move Silently.

Characters of exceptional Dexterity are very graceful and hence are more comely. Increase Appearance by 1 point if Dexterity is over 14.

Females with Light Frames possess more Dexterity than those with Average or Heavy Frames. Increase Dexterity by 1 point.

Males with Light Frames possess more Dexterity than those with Average or Heavy Frames. Increase Dexterity by 1 point if not Tall.

Strength [STR]

Strength is the Prime Requisite of all Fighters, for it has a significant effect on physical prowess and fighting ability. However, it is important to all classes of character. Roll a 20-sided die to determine the Strength level of a character:

Die Roll	Strength	Opening Doors**		Constitution	
		Standard	Secret	Minimum***	Body
1	Disabled	1	1	1	-1
2	Feeble	2	1	1	-1
3	Unfit	2	1	1	-1
4-5	Puny	2	1	2	-
6-7	Weak	2	1	2	-
8	Low Average	3	1	3	-
9	Average	4	2	4	-
10	Average	4	2	5	-
11	Average	4	2	6	-
12	High Average	4	2	6	-
13	Muscular	5	2	7	+1
14	Strong	5	2	7	+1
15	Powerful	6	2	8	+2
16	Mighty	7	2	9	+3
17	Puissant	8	2	10	+4
18	Lordly	9	3	11	+5
19	Herculean	10	3	12	+6
20	Superhuman*	10	4	13	+7
21	(13-16) Titanic	10	5	13	+8
22	(17-19) Irresistible	10	5	13	+9
23	(20) Invincible	10	6	14	+10

- High Elves must have at least STR/13.
- Wood Elves must have between STR/11 and STR/20.
- Dwarves must have between STR/13 and STR/20.
- Hobbits cannot exceed STR/17.
- Women and Female Elves cannot exceed STR/17.
- Female Dwarves cannot exceed STR/19.
- Female Hobbits cannot exceed STR/14.

*Superhuman strength is possessed only by Men and Elves. Roll a 20-sided die again. If the second result is over 12, the character's Strength is taken from one of the bracketed Strength levels. Add 1 x WDF per superhuman strength level (13+).

**Doors in dungeon complexes are opened by rolling a 1-10 die. Doors are opened by obtaining a result within the limits indicated for a particular Strength. For example, a man with Strength 11 will open a standard or ordinary door on a roll of 1-4 and a secret door or panel on 1-2. Only one attempt may be made to open any door per turn, and only one character may attempt to open it. Locked doors cannot be opened until the lock is picked, but characters with Strengths of 17+ can break the lock and open a door on 1-2.

***The Constitution of a character affects his Strength. If a character's Constitution level is below the minimum value needed for a particular Strength level, reduce the Strength of the character to the level indicated by the Constitution Minimum.

Females are weaker than males. Strength Factors must be reduced for females. For women with Heavy Frames, reduce the Strength Factor by .1; Average Frames by .2; and Light Frames by .3.

The Strength Factor is used to compute the fighting capability and the weight bearing capacity of a character.

Constitution [CON]

Constitution is a character's "health" and "life-force"--the capacity of the body to endure great suffering and hardship, to be restored to life, to save from magical spells, to recover from wounds, and to resist disease. It is also one of the factors affecting the actual strength of a character and, most important, his fighting ability. Roll a 20-sided die to determine Constitution:

Die Roll	Constitution	Resurrection Probability	Resistance to Disease	Body
1	Scrawney	20%	-15%	-1
2-3	Puny	25%	-10%	-1
4-5	Weak	30%	-5%	-
6-8	Low Average	40%	-	-
9-10	Average	50%	-	-
11-12	High Average	65%	-	+1
13-14	Healthy	75%	+1%	+2
15	Sturdy	85%	+2%	+3
16	Hardy	90%	+3%	+3
17	Robust	95%	+4%	+4
18	Vigorous	97%	+5%	+5
19	Vital	99%	+6%	+6
20	Weatherproof*	100%	+10%	+7
21	(13-16)	100%	+15%	+8
22	(17-19)	100%	+20%	+9
23	(20)	100%	+30%	+10

- Men must have between CON/1 and CON/20.
- Elves must have between CON/13 and CON/20.
- Dwarves must have between CON/13 and CON/20.
- Hobbits must have between CON/13 and CON/20.

* Regenerate 1 damage point per melee turn per weatherproof constitution level.

Constitution affects the ability of a character to restore his Fatigue levels. The following table gives the rate that Fatigue points may be restored, depending upon the character's Constitution and activity levels:

Type of Activity	Constitution Level of the Character							
	1-3	4-5	6-10	11-12	13-15	16-17	18-19	20
Walking								
Unencumbered/hr	0	0	1	1	2	2	3	4
Resting/hr	2	2	3	4	5	5	6	8
Sleeping/hr	3	4	5	6	7	8	9	12

Fatigue levels may also be restored by Water of Life, Waters of Healing, or Curative Miracles performed by Clerics.

Constitution also affects the ability of a character to recover from wounds and other forms of physical damage. The following table gives the rate that Body points may be restored, depending upon the character's constitution and activity levels:

Type of Activity	Constitution Level of the Character							
	1-3	4-5	6-10	11-12	13-15	16-17	18-19	20
Strenuous								
Activity/day	-2	-1	-1	0	0	0	+1	+1
Moderate								
Activity/day	-2	-1	0	0	0	+1	+2	+3
Rest/day	+1/2	+1	+1	+1	+1	+2	+3	+4

Body levels may also be restored by Waters of Life, Waters of Healing, or Curative Miracles performed by Clerics. However, all damage to the Body "cured" by such means must be subjected to rest and recuperation time equal to the time needed to repair the damage naturally. If no rest and recuperation occurs within 30 days after the "cures" are performed, the character suffers double the loss to his Fatigue maximums until the recuperation is completed.

Broken Bones, Vital Hits, Spinal Hits, and damage caused by Mummies require 10 times the normal recuperation time for complete recovery.

Appearance [APP]

Personal Appearance is the degree of attractiveness or ugliness of a character. Roll a 20-sided die:

Die Roll	Appearance
1	<i>Hideous:</i> The character is ugly enough to frighten himself when he looks in a mirror provided the mirror survives the experience long enough for him to see his reflection. +15% chance of Surprise and reduce Charisma score by 5 points. He has no chance of romance -- even with magical help.
2	<i>Frightful:</i> The character is incredibly repulsive in appearance. +5% chance of Surprise and reduce Charisma score by 4 points.
3-4	<i>Ugly:</i> The character is extremely unattractive and others will not look at him often. Reduce Charisma score by 3 points.
5-7	<i>Plain:</i> The character is not attractive nor unattractive. Reduce Charisma score by 1 point.
8-12	<i>Average:</i> The character possesses no particular beauty but is not unpleasing to the eye. Being average makes it easy to "blend in with the crowd," a trait most valuable to Thieves, Assassins, and Spies because it permits successful disguise.
13-15	<i>Fair:</i> The character is rather handsome or pretty.
16-17	<i>Attractive:</i> The character is quite comely. Increase Charisma score by 1 point.
18	<i>Handsome/Beautiful:</i> The character is most attractive to members of the opposite sex. Increase Charisma score by 2 points.
19	<i>Striking/Stunning:</i> The character possesses beauty and grace enough to cause heads to turn and is almost

irresistable to members of the opposite sex. Increase Charisma score by 3 points when dealing with members of the opposite sex but only 2 points with members of own sex. Frightful and Hideous people hate the character on sight, if of the same sex.

- 20 **Handsome/Beautiful:** The character is so fair of face or figure that all members of the opposite sex are literally "putty" in his/her hands. However, most members of the same sex are extremely jealous if Hideous to Plain. Increase Charisma by 5 points with members of the opposite sex, by 3 points with same sex; but reduce Charisma by 3 points when dealing with Hideous to Plain people. Also increase the chance of Surprise by +10%.

- Elves must have at least APP/13.

Wounds to the head have a 50% chance of marring looks and reduce Appearance by 1 point. Women have a 50% chance of hiding 3 points of damage with cosmetics.

Bardic Voice [BV]

Bardic Voice is the Prime Requisite of all artists and entertainers and represents all artistic talent in general, but especially the power of the spoken and the sung word. It can be substituted for Charisma, for the man with a "silver tongue" can "enchant" his listeners with the power and beauty of his words. Roll a 20 sided die:

- | | |
|----------|--|
| Die Roll | Bardic Voice |
| 1-4 | Inarticulate: The character is practically unable to express even the simplest thoughts. Reduce Charisma by 3 points if not above average in Appearance. |
| 5-6 | Halting: The character can make himself understood, but his listeners have to be patient and considerate. Reduce Charisma by 2 points if not above average in Appearance. |
| 7 | Colourless: The character can speak more or less clearly, but his style is so lacking that he cannot hope to impress anybody by the weightiness of his ideas. Reduce Charisma by 2 points if not above average in Appearance. |
| 8-14 | Average: The character is not particularly lacking in power of voice. |
| 15-16 | Eloquent: The character is capable of catching the attention of others with the force and fluency of his speech. Increase Charisma by 1 point. |
| 17 | Elegant: The character cannot help but impress his listeners whenever he speaks. Increase Charisma by 2 points. |
| 18 | Poetic: The character has a real talent, for his voice has caught the "music" of speech and always finds the right rhythm, tone, and pitch to suit the occasion. Increase Charisma by 3 points. |
| 19 | Bardic: The character is a true poet, and his words carry a "visionary" quality which enralls the listener. Increase Charisma by 4 points. If a military leader, increase Military Ability by 1 point. |
| 20 | Orphic: The character has, literally, the ability to charm a creature with the beauty and wonder of his voice. Increase Charisma by 5 points. If a military leader, increase Military Ability by 1 point. |
- Elves must have at least BV/11.

Intelligence [INT]

Intelligence is a character's ability to reason in a logical manner. It is also the index of his ability to engage in scholarly research, to acquire new languages, and to remember and understand magical spells. It reflects an ability to make an accurate assessment of combat situations and to choose effective tactics. It is, last of all, the Prime Requisite of all Magick Users. Roll a 20-sided dice to make IQ determinations:

Die Roll	Intelligence	Facility	Door	Traps	Research	Spells	Well	Body
1	Drooling	1 spoken	-20%	-20%	0	10%	None	-1
	Idiot							
2	Cretin	1 spoken	-18%	-18%	0	15%	None	-1
3-4	Lack-wit	1 spoken	-15%	-15%	0	20%	None	-1
5	Dim-wit	1 spoken	-12%	-12%	0	25%	None	-1
6	Half-wit	1 spoken	-10%	-10%	0	28%	None	-1
7	Dull-wit	1 spoken	-5%	-5%	I	30%	None	-
8-9	Lo-Average	1/L lwr	-	-	II	35%	40%	-
10	Average	1/L 2wr	-	-	III	40%	50%	-
11	Average	1/L 3wr	-	-	IV	50%	55%	-
12	Hi-Average	2/L 4wr	+5%	-	V	55%	60%	-
13	Bright	3/L wr	+6%	-	VI	60%	65%	-
14	Very Bright	3/L wr	+7%	+5%	VII	65%	70%	+1
15	Smart	4/L wr	+8%	+6%	VIII	70%	75%	+1
16	Ingenious	5/L wr	+10%	+8%	IX	75%	80%	+2
17	Scholarly	6/L wr	+12%	+10%	IX	85%	85%	+2
18	Brilliant	7/L wr	+15%	+12%	X	90%	90%	+2
19	Genius	8/L wr	+18%	+15%	XI	95%	95%	+3
20	Visionary	9/L wr	+20%	+20%	XI	100%	96%	+3
21	(13-16)	10/L wr	+22%	+22%	XI	105%	97%	+3
22	(17-19)	11/L wr	+25%	+22%	XI	105%	98%	+3
23	(20)	12/L wr	+27%	+25%	XII	110%	98%	+4

- Elves must have at least INT/13.

Language Facility refers to the ability of a character to learn to speak, read, and write new languages. Characters below INT 8 cannot learn to read and write at all (but they may be able to read after a fashion if their INT's have been reduced magically), and they are limited as to the number of languages they can speak. At INT 8, a character acquires the ability to read and write.

Language points are awarded for INT's of 8+. An entry of 1/L means that 1 language point is awarded per level. "Wr" indicates that a character may read and write. Any number preceding a "wr" means that no more than the number of languages indicated may be learned for purposes of reading and writing, but there is no limit to the number of languages that may be spoken.

To read a "modern" language (currently used in the world) requires 2 language points. To speak a "modern" language requires 1 language point.

To read an "ancient" language requires 3 language points. Since all Magick Books and Scrolls are written in the ancient tongues, a Magick User is in need of as many languages as he is capable of learning if he is to be proficient in the Arcane Arts.

Remembering Spells refers to a character's ability to concentrate on spells which he has committed to memory and his chance of remembering them correctly.

Reading Well refers to a character's ability to read correctly. Since accuracy is vital in the casting of spells, errors here can be disastrous.

Research Limits refer to a character's limits of understanding when attempting to learn the secrets of Magick spells.

Detecting Secret Doors and Detecting Traps refer to a character's ability to find such hidden things. These are dealt with in the chapter on Thieves and Assassins.

Wisdom [WIS]

Wisdom denote's a character's ability to make wise decisions in accordance with his philosophic and religious beliefs. Roll a 20-sided die:

- | | |
|----------|---|
| Die Roll | Wisdom |
| 1 | Witless: The character is utterly unpredictable and will be directed by random determinations whenever faced with difficult decisions. Reduce INT by 5 points. (However, if INT is over 15, increase Wisdom by 1 point before the INT reduction.) |
| 2-3 | Foolish: The character will behave in a brash and headstrong manner. He is not Clerical material. Random determinations should be made whenever he must make difficult decisions. Reduce INT by 3 points. (However, if INT is over 15, increase Wisdom by 1-3 points before the INT reduction.) |
| 4-5 | Simple: The character is naive and simple-minded. Reduce INT by 2 points. (However, if INT is over 15, increase Wisdom by 1-3 points before the INT reduction.) |
| 6-7 | Unwise: The character is imprudent when faced with decisions, often jumping to a conclusion when he bestirs himself to act on the dimly perceived facts. Reduce INT by 1 point. (However, if INT is over 15, increase Wisdom by 1-2 points.) |
| 8-12 | Average: The character is fairly wise when faced with most problems. |
| 13-14 | Discerning: The character reads other men's characters well and tends to make sound decisions. |
| 15 | Penetrating: The character is a shrewd judge of others and acts wisely. |
| 16 | Astute: The character is a careful, meticulous thinker. Increase INT by 1 point. |
| 17 | Wise: The character sees deeply into any problem and never acts hastily. Increase INT by 2 points. |
| 18 | Inspired: The character is a man of great breadth and depth of thought. Increase INT by 3 points. |
| 19 | Profound: The character is a deeply contemplative personality who gains full insights into problems confronting him. If a Magick User or Cleric, he gains +5% when casting spells or performing miracles. Increase INT by 4 points. In adventures, he has a 20% chance of calling upon his "higher faculties" (the player-referee) to give him added insight (extra hints about what he sees in front of him), expending 1 turn in inactivity and 1-3 fatigue points to do so. |
| 20 | Visionary: The character is truly wise and he gains +10% when casting spells or performing miracles if he is a Magick User or Cleric. Increase his INT by 5 points. He also has a 25% chance of calling upon his higher faculties. |
| 21 | (13-16) |
| 22 | (17-19) |
| 23 | (20) |
- Elves must have at least WIS/13.

Understanding Mechanisms: Characters with INT and Wisdom scores above are able to intuitively understand the operation of mechanisms such as large traps, machines, and the like. From a basic chance of understanding of 10%, add +5% for each Wisdom point above 14. Only one attempt may be made by a character to understand a mechanism, with understanding coming in 1-6 turns. If he is successful, the basic function of the mechanism must be revealed to him. Artificers must possess this talent if they are to be truly successful in their trade as Mechanicians.

Ferocity [FER]

Ferocity is far more than a simple blood lust that might be observed in battle. Rather, it is a peculiar kind of determination to win through, no matter what the activity might be. Ferocity is the morale level of the Character, a driving force behind his entire personality which prevents him from despairing and giving up in difficult situations. Ferocity is simply the refusal to give in to defeat. Such a quality is vital to ambition, and any Character desiring to better himself needs it in abundance if he is to overcome his ingrained tendency to accept things as they are.

Die	Roll	Ferocity	Description
1	Spineless		<i>Coward:</i> The character is sadly lacking in natural
2	Craven		Ferocity and had a limited chance of resisting
3	Cowardly		any form of fear or intimidation.
4	Fainthearted		
5	Fearful		
6	Timid		<i>Mild Temperament:</i> Inwardly, the character doubts
7	Meek		his real abilities and can easily be pushed
8	Hesitant		around by others if he is not careful. When faced
9	Cautious		by truly serious opposition, he could back clown
10	Prudent		to avoid unpleasantness. In a battle, such people
			require the example of their leaders to steady
			them and give them heart in adversity. If let
			clown by the leader, they can easily desert or
			out in droves. Also, since the FER CR of the
			leader is used to check the morale of a group,
			those of Mild Temperament should not be used as
			commanders if at all possible.
11	Confident		<i>Determined:</i> The character is capable of putting
12	Bold		up fair resistance to adversity, but he has his
13	Stout-hearted		limits. In extreme situations, he may find the
14	Courageous		courage to go on within himself, but will look to
			his leaders if they are present.
15	Stalwart		<i>Ferocious:</i> The character has a decidedly
16	Resolute		"ferocious steak" and an exceeding good chance of
17	Dauntless		meeting any threatening situation with defiance
18	Valiant		and resolution.
19	Fearless		
20	Heroic		<i>Heroic:</i> The character has the stuff from which
21	(13-16)		true Heroes are made. He can summon the reserves
22	(17-19)		of courage needed to attempt dangerous and
23	(20)		desperate deeds, inspiring others as he does so.
			Surrender? Never!
			• Wood Elves must have at least FER/11.
			• High Elves and Dwarves must have at least FER/15.

Charisma [CHR]

Charisma is the ability of a character to arouse popular loyalty and enthusiasm by the force of his own personality and reflects his ability to command men in battle. It is a natural talent growing out of his other characteristics. To find a character's basic Charisma, add his Intelligence, Wisdom, Appearance, Bardic Voice, and Dexterity scores, and divide the total by 5. If he is over 6 feet tall, add 1 point. If he is over 15 in Strength, add 1 point, and if Superhuman add 3 points. Add all bonuses to the total.

1-2	<i>Insignificant:</i> The character has no appeal as a leader whatsoever.
3-4	<i>Unappealing:</i> The character can command small numbers of men if delegated the authority but cannot inspire large numbers. Reduce morale checks by -15%.
5-7	<i>Unimpressive:</i> The character is "charismatic" enough to be able to lead men but is not a tower of strength to them. Reduce morale checks by -10%.
8-12	<i>Average:</i> The character can command men, but characters of equal rank or Charisma will prove "difficult" to handle. Reduce morale checks by -5%.
13-15	<i>Influential:</i> The character commands by force of his own will and personality, but does his best when delegated authority by a more charismatic leader. Still, his men will follow him with enthusiasm and confidence.
16-17	<i>Commanding :</i> The character is a "leader of men " and his followers tend to be loyal and steady in battle. Increase morale checks by +5%.
18	<i>Dominant:</i> The character has all of the makings of a successful leader, for so strong is his influence over his followers that they will often march into the very "jaws of death" if he orders it. Increase morale checks by +10%.
19	<i>Command Presence:</i> The character has a "noble" bearing that impresses all who meet him, commands unswerving loyalty from most of his followers, and cuts a lordly figure at all times. Increase morale checks by +15%.
20+	<i>Charismatic:</i> The character has a "royal" bearing, the "look of Eagles-that one expects of a mighty leader. His followers are totally loyal (no thought of any betrayal) and never check morale in battle so long as he can be

seen. When he fights alongside a particular unit (Campaign Battles), his men fight with +1 on all morale and combat determinations because his eyes are upon them. In close individual combats, increase morale checks by +20%.

Alignment [ALI]

Alignment is an important factor in developing a character and a crucial aspect of "role" playing. Whether we are consciously aware of it or not, every person has his or her own code of ethics and morals as a sense of justice and what constitutes good and evil, right and wrong. It is this sense of right and wrong that helps to build out moral fiber and mold our behavior and reactions to people, events, and circumstances in the world. It is this code that makes the thought of stealing or hurting somebody abhorrent to one person, but acceptable to another.

The alignment of a character is his or her view of world, justice, honor and the value of life. Alignments should be regarded as a guideline for the character that will indicate how he or she is likely to react to any given situation, violence, and good and evil.

It is natural to have conflicted emotions and want to give in to hatred or anger and kill or hurt, but characters of a good alignment are not likely to give in to such dark emotions. Similarly, a chaotic character may, to his surprise, suddenly find compassion, or a sense of loyalty to another character, and find himself wanting to help him (which he may or may not do). Moral dilemmas and the conflict they bring are part of life. It is natural to have such feelings even when playing a fictional character. It's also what adds to the drama of a situation and part at makes role-playing fun.

Lawful characters are those serving the forces of Good. They tend to be quite restricted in their moral options, for they usually do the "right" or "just" thing. Referees and other players should point out errors in behavior immediately, for they are totally out of "character."

Neutral characters are not overly moral, but neither are they evil.

Chaotic characters tend to opt for dishonesty, evil, and treachery, but may be steadfast in their loyalty to a leader who rewards them.

Alignment should not be regarded as meaning that Lawful and Chaotic characters must immediately attack each other, or even that they have a "right" to do it. It is in fact possible for characters of opposite Alignment to develop deep respect for each other, and friendship is not impossible. Even the most Chaotic of characters will have his code of honour. Alignment is merely a guide to players so that they can build their character's personality in an orderly manner. Roll a 20-sided die:

Die	Roll	Lawful Alignment
1	<i>Saintly:</i> The character will take Holy Orders or join a Fighting Order. Wisdom is a predetermined 15+. He is an implacable foe of all Chaotics and "heretics."	
2	<i>Devout:</i> The character will take Holy Orders or join a Fighting Order. Wisdom is a predetermined 13+.	
3	<i>Good:</i> The character chooses the "right" path at all times, eschewing the ways of evil and temptation.	
4	<i>Virtuous:</i> The character seeks the "best" path 24 and, though he falls at times to do the right thing, he makes restitution afterward and does penance.	
5	<i>Worthy:</i> The character tries to live by a high standard but slips on occasion.	
6	<i>Trustworthy:</i> The character has flaws in his moral fibre but attempts to meet his commitments and do his duty out of a firm sense of self-respect.	
7	<i>Honourable:</i> The character can be counted on to do the honourable thing.	
Neutral Alignment		
8-9	<i>Law Abiding:</i> The character is tempted by self-interest but does the "socially correct" thing, particularly with respect to all matters governed by custom and legality.	
10-13	<i>Wordly:</i> The character is knowledgeable in the ways of the world and sees moral issues in the grey half-tones of his self-interest. He will not be a party to truly evil conduct but sees no real impediment to a little larceny or mayhem if it brings a profit.	
14-15	<i>Corruptible:</i> The character sees his duty as beginning with himself. He is not evil, but he has his price.	
Chaotic Alignment		
16	<i>Unscrupulous:</i> The character has no real scruples when it comes to his picking a pocket or slitting a throat. If he can he will try to weasel out of any of his obligations or cheat his friends. Yet he also cares about his reputation.	
17	<i>Base:</i> The character will stoop pretty low on occasion, pays lip service to all of the conventional prattling about good and decency, and never lets himself be blinded to a profitable deal when he sees it.	
18	<i>Immoral:</i> The character is corrupt to the core; Capable of	

great iniquity and depravity, he enjoys every minute of it. This is the character of the true "robber baron."

- 19 *Villainous:* The character is capable of real depths of evil and no moral code or conscience worth speaking of. If he has any friends they have learned to count their fingers after shaking hands with him and never leave their backs unguarded in his presence.
- 20 *Diabolic:* The character is the complete Chaotic -- so utterly void of any sense of right and wrong and devoted to hellishness in all its forms that there is no crime, no atrocity, no sacrilege that he will refrain from committing. This malevolent personality is true Evil Incarnate, so fiendishly demoniacal that even the Dark One is ashamed of his excesses at times.
 - Elves must have Lawful Alignment except for cursed destiny.
 - Hobbits must have Lawful or Neutral Alignment.

ALI
Score Code of Honor

- 1-2 *Saintly, Devout*
 1. Always keep his word.
 2. Avoid lies.
 3. Never kill or attack an unarmed foe.
 4. Never harm an innocent.
 5. Never torture for any reason.
 6. Never kill for pleasure.
 7. Always help others.
 8. Work well in a group.
 9. Respect authority, law, self-discipline and honor.
 10. Never betray a friend.
 11. Never break the law unless conditions are desperate. This means no breaking and entry, theft, torture, unprovoked assaults, etc.
- 3-7 *Good, Virtuous, Worthy, Trustworthy, Honourable*
 1. Keep his word to any other good person.
 2. Lie only to people of selfish or evil alignments.
 3. Never attack or kill an unarmed foe.
 4. Never harm an innocent.
 5. Never torture for pleasure, but may use muscle to extract information from criminals or evil characters.
 6. Never kill for pleasure; will always attempt to bring the villain to justice alive no matter how vile he may be.
 7. Always help others.
 8. Attempt to work within the law whenever possible.
 9. Bend and, occasionally, break the law when deemed necessary. This means they may use strong-arm techniques, harass, break and enter, theft, and so on.
 10. Never betrays a friend.
- 8-13 *Law Abiding, Wordly*
 1. Have a high regard for life and freedom.
 2. Keep his word of honor.
 3. Lie and cheat if necessary (especially to those of anarchist and evil alignments).
 4. Will not kill an unarmed foe (but will take advantage of one).
 5. Help those in need.
 6. Not use torture unless absolutely necessary.
 7. Work with a group, especially if profitable.
 8. Never harm an innocent.
 9. Never kill for pleasure.
 10. Dislike authority.
 11. Never betray a friend.
- 14-15 *Corruptible*
 1. May keep his word.
 2. Lie and cheat if he feels it necessary.
 3. Not likely to kill an unarmed foe, but will certainly knockout, attack, or beat up an unarmed foe.
 4. Never kill an innocent (but may harm or kidnap), particularly a child.
 5. Not likely to help someone without some ulterior motive (even if it's only to show-off).
 6. Seldom kill for pleasure.
 7. Use torture, although distasteful, if necessary means of extracting information.
 8. Does not work well in a group (this is the cocky loudmouth who is likely to do as he damn well pleases).
 9. Have little respect for self-discipline or authority.
 10. May betray a friend.
- 16-17 *Unscrupulous, Base*
 1. Always keep his word of honor (he is honorable).
 2. Lie to and cheat those not worthy of his respect.
 3. May or may not kill an unarmed foe.
 4. Not kill (may harm, kidnap) an innocent.
 5. May or may not kills for pleasure.
 6. Use torture to extract information.
 7. May or may not help someone in need.
 8. work with others to attain his goals.
 9. Respect honor and self-discipline.
 10. Will betray a friend if it serves his needs.
- 18-19 *Immoral, Villainous*
 1. Not necessarily keep his word to anyone.
 2. Lie to and cheat anyone; good or evil.
 3. Most definitely attack an unarmed foe (those are the

- best kind).
4. Use or harm an innocent.
5. Use torture for extracting information and pleasure.
6. May kill for sheer pleasure.
7. Feels no compulsion to help without some sort of tangible reward.
8. Work with others if it will help him attain his personal goal.
9. Kill an unarmed foe as readily as he would a potential threat or competitor.
10. Has no deference to laws or authority, but will work within the law if he must.
11. Will betray a friend.

20 *Diabolic*

1. Rarely keep his word (and has no honor).
2. Lie to and cheat anyone; good or evil.
3. Most certainly attack and kill an unarmed foe.
4. Use, hurt and kill an innocent without a second thought or for pleasure.
5. Use torture for information and pleasure.
6. Kill for sheer pleasure.
7. Likely to help someone only to kill or rob him.
8. Not work well within a group (consistently disregarding orders to do as he please).
9. Despise honor.
10. Betray anyone.

Other Personal Characteristics

In addition to the Prime Requisites, a character will possess a number of other talents, abilities, and traits which affect his performance.

The Characters Body

The amount of damage that a character can sustain represents his physical body. This is found by adding the "body" bonuses given for Size, STR, CON and INT. When the player has chosen a vocation for his character one of the following factors will be added as well, and the total is recorded in the Character Profile:

Fighting Man = 7	High Elf = 7
Assassin, Spy = 6	Wood Elf = 6
Forester = 6	Dwarf = 5
Druid = 5	Hobbit = 4
Frocced Cleric = 5	
Thief = 5	
Magick User = 4	
Other Man = 4	

Additional bonuses will be added as a character advances in skill and physical condition, as reflected by his "Experience Level." Consult the "Experience" section for details.

All "critical" hits are automatically scored against the body of a character. Wounds and injuries done to the body will heal at a rate governed by his Constitution. See the "Constitution" section above for details.

Fatigue Levels

Characters have "fatigue" levels. As a character progresses in experience, he develops endurance. Blows which would have struck his body, when he was a youth are parried or blocked by experienced fighters, resulting in no physical damage but rather a loss of vital energy through absorbing the force of the blow. Normal "damage" is therefore assessed against a character's Fatigue Level. Only if there are not enough "fatigue points" to absorb damage, or if there is a critical hit, will damage be done to the body directly. Fatigue points are also lost because of severe physical exertion, prolonged fighting, or the casting of spells.

To compute Fatigue Levels see the "Experience" section. Find the Experience Table for the type of character concerned. Each time the character rises to a higher level of experience, the new Fatigue Level is rolled. The new level is used if it is higher than his old level. Otherwise, the old level is retained.

Recovery of lost fatigue points is governed by the Constitution. See the "Constitution" section for details.

Carrying Capacity

A character must be able to carry weight. His Carrying Capacity is a measure of his true strength, not just a determination of his talent as a beast of burden. Carrying Capacity is found by adding a character's Strength and Constitution Factors and multiplying the sum times the character's weight:

$$\text{Carrying Capacity} = (\text{Strength Factor} + \text{Constitution Factor}) \times \text{Weight}$$

Score	Strength Factor	Constitution Factor
1	0.2	-0.3
2	0.3	-0.2
3	0.4	-0.2
4-5	0.5	-0.1
6-7	0.6	0
8	0.8	0
9	0.9	0
10	1.0	0
11	1.1	+0.1
12	1.2	+0.1
13	1.5	+0.2
14	1.6	+0.2
15	1.7	+0.3

16	1.8	+0.4
17	2.0	+0.5
18	2.2	+0.6
19	2.5	+0.7
20	3.0	+0.9
21	3.5	
22	4.5	
23	5.0	

Suppose a character weighed 200 Dr. (1 Dragon = 1 pound) had a Strength of 14, and also had a Constitution of 12. He could carry 1.4 + 1.2 = 2.6 times his own weight or 520 Dr.

Military Ability Factor

Military Ability is the talent of a character to be a successful field commander, for it reflects his innate capacity to develop wise and effective strategies and tactics, to be bold in battle, and to be quick and decisive in moments of crisis. Military ability is scored on a 10-point scale with 1 representing minimum and 10 maximum tactical and strategic sense. Military Ability is found by adding the Prime Requisite scores for Intelligence, Wisdom, Strength, Dexterity, and Ferocity, then dividing the total by 10. In addition, the Military Ability Factor can be altered by:

- +1 point if Wisdom is 19 or 20. -1 point if Wisdom is below 8.
- +1 point if Charisma is 19 or 20. -1 point if Charisma is below 8.
- +1 point if Dexterity is 19 or 20. -1 point if INT is below 8.

Military Ability is used when computing the chances of surprise, bribery, and so on, as outlined in the chapter on Feudal Warfare and Siegecraft. It should be noted that with bonuses, it is possible to have a Military Ability of 13 or even 0 or less.

Command Level

Command Level ("CL") is used in large-scale actions as a measure of a military commander's ability to lead troops and inspire them with morale. The basic "CL" of a player-character is found by dividing the Military Ability Factor by 2 A +1 "CL" point bonus is won by a character with a Charisma of 20+.

Non-Fighter Characters

All characters who are not trained fighters (Knights, Sergeants, Men-at-Arms) will deduct 2 points from their Military Ability Factor and 1 point from their Command Level.

Personal Combat Factor [PCF]

A character's ability to fight is more than a matter of brawn. Strength and Constitution provide the necessary "muscle," but Dexterity is responsible for the reflexes needed to dodge, parry, or strike efficiently. Intelligence and Wisdom put a keen edge on the whole, while Ferocity gives the character the self-confidence and boldness to fight valiantly. To reflect the fact that the total being of a character determines his fighting ability, the Personal Combat Factor or PCF was developed for Chivalry & Sorcery.

PCF = (DEX + STR + CON + INT + FER)/5 + Class Factor

Class Factor:

Squire or Knight	= 1.5	High Elf	= 1.5
Sergeant	= 1.3	Wood Elf	= 1.1
Man-at-Arms	= 1.1	Dwarf	= 1.2
Yeoman	= 0.9	Hobbit	= 0.5
Town Militia	= 0.8		
Assassin, Spy	= 1.0		
Thief	= 0.7		
Other Man	= 0.5		
Forester	= 0.9		
Druid	= 0.7		
Cleric	= 0.6		
Natural Magick User	= 0.6		
Other Magick User	= 0.3		

To determine the fighting efficiency of a character, compare his PCF to the following:

PCF Level	Blows	Light Weapons	Other Weapons	Shield
Less than 3	-1	1xWDF -5% -5%	-1 1xWDF -7% +10%	- +5%
3 to 3.9	-	2xWDF - -	- 2xWDF - -	- -
4 to 5.9	-	3xWDF +5% -5%	- 3xWDF - -	-3% -5%
6 to 6.9	-	3xWDF +8% -8%	- 3xWDF +5% -	-5% -5%
7 to 8.9	-	3xWDF +10% -10%	- 3xWDF +8% -5%	-8% -12%
9 to 9.9	-	3xWDF +12% -12%	- 3xWDF +10% -5%	-10% -15%
10 to 10.9	+1	3xWDF +15% -15%	- 3xWDF +12% -8%	-12% -18%
11 to 12.9	+1	3xWDF +18% -18%	+1 3xWDF +15% -10%	-15% -20%
13 to 14.9	+2	3xWDF +20% -20%	+1 4xWDF +18% -12%	-18% -22%
15 to 16.9	+2	4xWDF +22% -22%	+1 4xWDF +20% -15%	-20% -25%
17 to 19.9	+3	4xWDF +25% -25%	+2 4xWDF +22% -17%	-25% -28%
20 to 22.9	+3	4xWDF +28% -28%	+2 4xWDF +25% -20%	-30% -30%
23 to 24.9	+4	4xWDF +30% -30%	+3 4xWDF +28% -22%	-35% -35%
25 to 29.9	+4	4xWDF +35% -35%	+3 4xWDF +30% -25%	-38% -40%

30 to 33.9	+5	4xWDF +38% -38%	+4 4xWDF +32% -28%	-40% -45%
34 to 36.9	+6	4xWDF +40% -40%	+4 5xWDF +35% -30%	-45% -50%
37 to 39.9	+6	5xWDF +45% -45%	+5 5xWDF +38% -33%	-50% -50%
40 to 44.9	+7	5xWDF +50% -50%	+5 6xWDF +40% -35%	-52% -55%
45 to 49.9	+7	5xWDF +50% -50%	+6 6xWDF +42% -38%	-55% -55%
50+	+8	6xWDF +50% -50%	+6 7xWDF +45% -40%	-55% -55%

*Shield Parry can be used only by trained fighting men.

Dexterity affects the hit probability, shield and weapon parries and dodging. If a character has a dexterity of less than 10, subtract 2% per each dexterity point below 10. For example a dexterity of 5 is 5 points below 10 = -10% hit probability and +10% on parrying and dodging enemy blows. The number of blows and the damage they do is unaffected for a given PCF level, only hit probability, parries, and dodges are impaired by poor dexterity.

The PCF will increase as a character gains in experience. The PCF bonuses a character will receive are given in the Experience chapter.

Weapon Skill

Humans, Elves, Dwarves, and Hobbits tend to develop preferences for a particular kind of weapon and will use it far more than any other weapon. If a character has a Dexterity score of 12 or higher he will be able to specialize. Fighting men add +2% to their hit probability and -2% to parries for each level of experience they advance from level 2 to level 6. Non-fighters add +1% to their hit probability and -1% to parries for each level of experience they advance from level 2 to level 11. Fighters may specialize in 5 weapons, Non-fighters in 3.

Life Horoscope

Each character will have a Life Horoscope cast at his birth. The Horoscope is cast by consulting the Horoscope table in the "Divination" section of the chapter of Magicians, part II. In the Horoscope Table are given percentages. These percentages should be used to increase or decrease experience won by a character, as outlined in the chapter on Experience.

The degree of fortune enjoyed by a character is determined by the aspect of the Stars toward the vocation he has chosen. Players are encouraged to choose callings for their characters which are most favourable, Astrologically speaking, if they desire maximum success.

Mental Health (optional)

As the saying goes, "nobody is perfect." For players who would like a realistic Achilles Heel in even the mightiest superhero so Chivalry & Sorcery offers this section as an option. Few men exist who do not have some deeply hidden fear of something. When faced with that fear in the flesh, they must check morale instantly.

Roll percentage dice:

0-25%	= no severe phobias	Peasants subtract -20%
26-60%	= one phobia check	Yeomen subtract -10%
61-95%	= two phobia checks	
96-100%	= two phobia checks plus one ailment check	Townsmen add +5%
		Guildsmen add +7%
		Knights add +10%
		Nobles add +15%

Die Roll Name of Phobia Fear

1-10%	No phobia	
11-15%	acrophobia	Of heights
16-30%	xenophobia	Of strangers
31-35%	nyctophobia	Of the night
36-40%	neophobia	Of the new
41-45%	mysophobia	Of contamination
46-50%	hydrophobia	Of water
51-53%	astrophobia	Of thunder & lightning
54-56%	ophidiophobia	Of snakes
57-59%	hypocondria	Of one's health
60-61%	zoophobia	Of animals
62-63%	musophobia	Of mice
64-65%	ailurophobia	Of cats
66-67%	cynophobia	Of dogs
68-69%	acniphobia	Of spiders
70-71%	florophobia	Of plants
72-75%	agoraphobia	Of open spaces
76-80%	claustrophobia	Of close spaces
81-82%	bathophobia	Of death

83%	autophobia	Of being alone
84%	demophobia	Of crowds
85%	dromophobia	Of crossing roads
86-87%	thanophobia	Of death
88%	toxicophobia	Of poison
89-90%	algophobia	Of pain
91%	kronophobia	Of old age
92%	hypnophobia	Of sleeping
93%	hemophobia	Of blood
94%	photophobia	Of light
95%	heliophobia	Of the sun
96%	sitophobia	Of eating
97%	heptophobia	Of touching
98%	gynophobia	Of women
99%	androphobia	Of men
100%	genophobia	Of sex

he strongly disagrees and can offer a legitimate and reasonable alternative available to his Character. The CRs do apply, however, when it is necessary to determine the effect of purely natural events on a Character.

The Prime Requisites also have an effect upon specific skills associated with some or all of the Character Classes. Often, these skills are assigned a percentage chance, and the Prime Requisites (and/or the Character Class experience levels) carry a bonus or penalty applied to the 1 D100 roll. Such operations might be termed Characteristics Rolls, but we prefer to call them Abilities Rolls. These will all be dealt with in the appropriate sections of the rules.

DEXTERITY CRs: Dexterity represents the ability of a Character to manipulate things with his hands or to move in an agile way. The Dexterity CR thus becomes a measure of the possibility of performing actions which are not covered in other rules, and which need to be reduced to a probability because the action is important. The DEX CR is the number, rolled on 2D10, which the Character must roll equal to or lower to perform a dexterous task. In the case of very difficult tasks, a negative penalty might be assigned by the GameMaster, or by the rules, reducing the CR level. Similarly, easy tasks might be assigned a positive bonus, increasing the CR level. Indeed, many easy tasks might be performed automatically by most Characters. When the GameMaster is assigning his own penalties or bonuses, he should give careful thought to what is appropriate to the situation, what is fair, etc.

CONSTITUTION CRs: Constitution measures the resiliency and resistance of the Character. The CON CR is the number, rolled on 2D10, which the Character must roll equal to or lower to save from injurious effects of falls, poisons, critical hits, etc. It can also be used to temporarily draw upon deep body reserves of energy when Fatigue Levels have been totally drained.

STRENGTH CRs: Strength is a measure of a Character's physical power. The STR CR is the number, rolled on 2D10, which the Character must roll equal to or lower to succeed at certain feats of strength. For example, a character might be attempting to lift an especially heavy weight. A successful STR CR permits him to raise a weight up to double his Carrying Capacity over his head and hold it there for a few seconds. Of course, this and other feats of Strength will be likely to produce a loss of Stamina points if one persists in the strenuous activity for any length of time, or if one attempts several feats of strength in a short time period. The Fatigue Levels lost (usually 1 or 2 points) should be determined by the GameMaster so that the loss is appropriate to the situation and the nature of the Character's Strength and Constitution.

WISDOM CRs: Wisdom is a measure of a Character's ability to make wise decisions, especially in moments of extreme stress or confusion. The WIS CR is the number, rolled on 2D10, which the Character must roll equal to or lower to act wisely. One type of WIS CR is a form of save and might be applied in those moments when a Character is faced with resisting some temptation to give into weakness-- as in the case of a PC who enjoys his drink but should not imbibe at that time. Another type of WIS CR is used to save from Command spells.

INTELLIGENCE CRs: Intelligence is supposed to represent the capacity of a Character to think clearly, especially under stress, but no gaming system can save a smart Character from the mistakes of a foolish Player. Similarly, a clever Player should not be required to sacrifice a stupid Character simply because the character has a low IQ score. Put bluntly, no game system can ever replace Player cunning and discretion. The IQ CR is the number, rolled on 2D10, which the Character must roll equal to or lower to succeed. IQ CRs are used in situations when a Character is faced with some puzzle or problem requiring the exercise of Intelligence to solve it. If a party of Characters is involved, the Character who is the expert in the situation should logically make the CR. An example of an IQ CR might be to determine whether the Character can figure out an interaction situation which clearly has the Players baffled. Success means that the GameMaster will provide a few more clues as to what is really going on, and what is likely meant by it all. Suppose that a Character is being cheated in some way. The IQ CR can reveal the fact to him. But the problem of what to do about it is left to the Player to decide. The IQ CR merely gives the Character a mathematical chance to detect the cheating. IQ CRs are also used to save a Character from the influence of spells of illusion.

BARDIC VOICE CRs: Bardic Voice represents the ability of a Character to use his powers of speech to good effect. It is also a measure of musical and poetic talent. The BARD CR is the number, rolled on 2D10, which the Character must roll equal to or lower to perform a task requiring a melodious voice and/or a persuasive manner. In small matters, in which the Character is attempting to sway NPCs in some way, one can employ BARD CRs alone. For example, a Character may be a Troubadour singing for his supper at the castle. His BARD CR can be used to see whether he has pleased his audience. Success in such a case might mean something extra besides food and a straw pallet for the night. Failure requires a second BARD CR roll. A success here means a ho-hum performance-- not spectacular but at least minimally adequate. Failure means that the performance was displeasing, and the Lord of the castle and his family and guests could react accordingly.

APPEARANCE CRs: Appearance measures the attractiveness or unattractiveness of a Character. The APP CR is the number, rolled on 2D10, which the Character must roll equal to or lower to have an effect upon an NPC which requires good looks. For example, if one wished to catch the eye of a barmaid to obtain a quicker service, an APP CR could be rolled. After all, a high rating in the good looks department does attract attention from the opposite sex.

CHARISMA CRs: Charisma measures the sheer impact of personality one

Die Roll	Ailment	Description
1-30%	No ailment	Character is mentally healthy
31-50%	Melancholia	Character is given to periods of elation or deep depression.
51-75%	Paranoia	Character is convinced that someone is out to "get" him. He trusts no one and goes to extreme lengths to "defend" himself from the "plots" of suspected enemies.
76-85%	Megalomania	Character has inflated idea of his worth and thirsts for as much power as he can obtain. He will not tolerate any disagreement with his ideas and orders.
86-97%	Psychopath	Character is without conscience and is capable of a great deal of bloodletting when anyone gets in his way. If the truth be told, this is a fairly common state of mind for the Chivalric classes, who were a bloodstained lot.
98-100%	Hemophilia	Character has the "bleeding" sickness, and his wounds will not heal unless "cured" by Clerical miracles. While not a mental illness, hemophilia is characteristic of inbred groups like the upper nobility, and victims always have deep fears about personal injury.

Phobias and mental ailments can be of considerable use to players to provide motivations for characters and also to engineer the discomfiture or even the removal of enemies. If used in a controlled manner, this option can produce more than a few laughs. To really have fun, Monsters might have phobias checked too. After all, a Troll just might be deathly afraid of a mouse.

A cleric has a 20% chance of curing a phobia for a character. Only one attempt to be cured may be attempted by any character each year.

Characteristics Rolls

The various Prime Requisites are often ignored in actual gaming, except as they incidentally give rise to fighting abilities, spell casting abilities, etc. This is unfortunate, as they do help to define a Character's nature and capabilities in a wide range of areas.

The Characteristics Roll or CR is intended to reduce often complex situations and actions to a mathematical probability, so that some decision can be reached fairly and objectively by using a game system instead of arguing and discussing the point. The CR represents the operation of the laws of Nature as the Character performs some action in the fantasy world.

Some CRs are enabling determinations concerned with whether or not a Character can succeed in some chosen course of action. These may be saving throws to find out if a Character has avoided some form of unpleasantness. Others may gauge the effect produced on others by some quality possessed by the Character- enabling mechanisms involving the personal sphere.

The CRs should not be regarded as replacing the responsibilities on the Players and the GameMaster for good role playing. As much of the action as possible should be decided by good role play, to avoid the incessant dice rolling and rule thumbing that results when every situation is always made subject to the dice. After all, the random dice are idiots whose mindless dictates are a matter of mathematical probability, and nothing more. Dice cannot match plain common sense and a fair assessment of a situation. They should not be used as an excuse to impose a course of action on a player when

has on others, especially the effects a Character has on NPCs. The CHA CR is the number, rolled on 2D10, which the Character must roll equal to or lower to have an effect upon an NPC. A CHA CR can be used to determine the first impression an NPC (or even a Player Character) has of the individual making the CR. A success means that the individuals influenced have been won over to the belief that the Character is someone who might be a friend. They are predisposed to see questionable behaviour in a tolerant or more favourable light than they might otherwise. CHA CRs can be combined with Bardic Voice CRs, in matters involving persuasiveness during interactions with NPCs. The concept of Charisma involves the idea that force of personality operates as a tangible force in the affairs of men. Even a villain can win and hold the loyalty of his followers and servants-- provided he does not give them personal reasons to doubt his good will and concern for their welfare. This requires that the Character, in his role play, reinforce the initial impression so that an NPC would reasonably believe that the Character really is a friend. If the Character does something which would reasonably give the NPC cause to doubt that the Character is a friend, the NPC rolls a WIS CR. A success here means that doubt is established, and the NPC will now require tangible proof that the Character means well. This bond of trust is especially important in the feudal relationship between Lord and vassal. The vassal must believe that his best interests are matters for concern for his Lord, or his loyalty and willingness to make sacrifices for his Lord will begin to falter. Charisma as a measure of the strength of one's image as a friend helps to explain why 'good' men have often supported leaders or friends who are often demonstrably 'evil' inclination can very easily follow a 'good lord or friend into the very jaws of death and spurn the richest bribes out of his sense of personal loyalty.

FEROCITY CRs: Ferocity largely determines the morale of a Character. The FER CR is the number, rolled on 2D10, which the Character must roll equal to or lower to maintain morale, etc. Morale is checked by a FER CR when the Player Characters encounter a monster of fearsome aspect, when the party is greatly outnumbered, or when half the members of the party have been slain or put hors de combat by capture or wounds. The FER CR of the leader can be used to determine the morale of the group, or each Player Character and NPC in the party can make an individual FER CR. Success means that morale is maintained. A failure, on the other hand, requires a fighting withdrawal. This is especially true if NPCs are with the adventurers, for they have a desire to go home to friends and family and are now doubtful that they will if a retreat is not forthcoming immediately. If the leader wish to continue a combat in the face of failed morale, the leader must make a CHA CR by rolling 2D10 + 1D6 to rally the demoralized NPCs. Failure means that the NPCs will break in the following turn of combat if a retreat is not begun immediately. Success means that the NPCs will hold fast for 1/2D6 turns before another FER CR is made. Player Characters failing a FER CR have the option of remaining anyway, unless faced by an adversary with the quality of magical or supernatural Fear emanating from it. In that case, failure means panicked flight. Monsters and NPCs (including beasts) will also make FER CRs under the conditions noted for Characters on adventures. Monsters are 'people,' too, and have little interest in dying simply to satisfy their lord (the GameMaster), if there is a better alternative. This prevents the GameMaster from using hordes of monsters as cannon fodder to exhaust and overwhelm the intrepid adventurers. Role play combat is a direct development from war gaming, and in any battle situation the morale of troops is a major factor and cannot be ignored. Monster morale has to be handled with a degree of sensitivity by the GameMaster. Some will clearly be

more ferocious than others. But even a great Elf Troll will reach a point when he must decide if it is wise to continue the combat or beat a retreat--that is, if he hopes to survive at all. With 60% or 70% wounds suffered, it would be time to question the sanity of remaining. The FER CR can be employed by Superhumans and by truly superior Knights and warriors (like Viking Berserks) to enter a berserker rage-- which increases their capability to inflict damage and to wit. The FER CR can also be used to check morale when a Character or NPC is faced with an especially dangerous (non-combat) action. For instance, a Character with a low Dexterity might have to ease his way along a narrow ledge, with a deep chasm below. A FER CR might be in order to prevent him from freezing or refusing to continue. Failure might necessitate extraordinary methods on the part of his comrades to get him past the obstacle. Role play is crucial in such instances.

Character Classes & Ability Scores

Character class refer to the profession of the player wish to take to the game, how he believes he can most successfully meet the challenges which it poses, and which role he desires to play. Note that only the Elven race is multi-classed.

	Man	High Elf*	Wood Elf**	Dwarf	Hobbit
FIGHTER	yes	yes	yes	yes	yes
Squire, Knight	yes	yes	yes	no	no
Paladin	yes	no	no	no	no
Dark Knight	yes	no	no	no	no
Forrester	yes	no	yes	no	no
Brigand	yes	no	no	no	no
CLERIC	yes	yes	yes	yes	yes
Friar	yes	no	no	no	yes
Druid	yes	no	no	no	no
Inquisitor	yes	no	no	no	no
THIEF	yes	no	no	no	yes
Assassin	yes	no	no	no	no
SPY	yes	no	no	no	no
MAGIK USER	yes	yes (1)	yes (2)	yes (3)	no


* High Elves may become Fighter-Magick User-Clerics.
 ** High Elves may become Fighter-Magick User or Fighter-Clerics.

1. Elves abhor Black Magick or Necromancy.
2. Wood Elves are "Primitive Talent" Magick Users.
3. Dwarves will specialized as "Alchemists" or "Artificers".

As noted previously, the 4 races must meet certain minimum ability scores, and some races have lower maximum ability scores as well. No character can exceed or be below the given figures. The table below shows these minimum and maximum at a glance:

	DEX	STR*	CON	APP	BV	INT	WIS	FER	ALI
Man	01-23	01-23	01-20	01-20	01-20	01-23	01-23	01-23	01-20
High Elf	13-23	13-23	13-20	13-20	11-20	13-23	13-23	15-23	01-07
Wood Elf	13-23	11-20	13-20	13-20	11-20	13-23	13-23	11-23	01-07
Dwarf	01-23	13-20	15-20	01-20	01-20	01-23	01-23	15-23	01-20
Hobbit	01-23	01-17	01-20	01-20	01-20	01-23	01-23	01-23	01-15

*Women and Female Elves cannot exceed STR/17.
 Female Dwarves cannot exceed STR/19.
 Female Hobbits cannot exceed STR/14.



Social Class

In *Chivalry & Sorcery* every character is assigned a position in society which will affect the manner in which he may behave and the goals which he can achieve. As a campaign game, *Chivalry & Sorcery* attempts to simulate the features of a feudal society. Feudal societies are marked by a fairly rigid social structure, but for enjoyable play some flexibility is built into the campaign to permit the player-characters to advance in social rank. Initially, one's social class, his opportunities for advancement, and his ability to influence others are determined by the rank and position of one's father (or mother, if illegitimate and unacknowledged).

In *Chivalry & Sorcery*, Mankind is the dominant race and human culture the dominant culture in the world. When using this section to provide a background for medieval miniatures campaigns, only the Human Society section is employed. Fantasy campaigns will employ the "special" sections to determine the ranks of Elves, Dwarves, Hobbits, and Monsters in their own social orders.

All determinations for Social Class are made with a set of percentile dice.

Human Society

Human characters will determine the social class of their fathers, their sibling rank within the family, their status in the family, and the vocation of their fathers.

Fathers Social Class

A human character is born into the social class of his father, if legitimate. If illegitimate and unacknowledged, a character assumes the class of his mother and her father.

- 1-20 = Serf
- 21-40 = Yeoman
- 41-60 = Townsman
- 61-80 = Guildsman
- 81-99 = Noble
- 100 = Royal

Sibling Rank

From 1 to 6 children are assumed to exist in an average family. The eldest son inherits all of the family's property or business, titles, and wealth if the father dies (daughters inherit in order of sibling rank if there are no sons). Other members of the family receive a modest bequest of 10% of the estate, divided between them equally. If a character is an acknowledged bastard, he has full claim on the estate; if unacknowledged, he has no claim and may

find himself in trouble if he even mentions his father's identity publicly.

- 1-20 = Bastard
- 21-35 = 6th Son/Daughter
- 36-50 = 5th Son/Daughter
- 51-65 = 4th Son/Daughter
- 66-75 = 3rd Son/Daughter
- 76-85 = 2nd Son/Daughter
- 86-95 = 1st Son/Daughter
- 96-00 = Inheritor

There is a possibility that a bastard son or daughter will be acknowledged by the father. An acknowledged bastard had full legal status in the feudal society. He could claim the rank and the prerogatives due to him as his father's son and, if noble, has right to bear the family coat of arms marked with a baton sinister. He could make full use of his father's influence as well. But he would inherit only when all of the legitimate offspring were dead, although he could expect some provision to be made for him out of the estate.

A Royal Bastard who is acknowledged by the father (check Royal Family Table to determine the father's identity) has status to burn. If he is a son of the King he will be granted lands equal to those of a Bannerette or Baron. Otherwise, he will be either a squire or a novice in the Church. Females will be made Ladies in Waiting at Court or married off to Influential Barons.

- Serf = Never Acknowledges.
- Commoner = Acknowledges on 1-15%.
- Guiltsman = Acknowledges on 1-20%.
- Nobleman = Acknowledges on 1-25%, so long as no Prime Requisite is below 8.
- Royal = Acknowledges on 1-10%, but on a result of 11-50%, mother is noble and the bastard is known to have a "trace of royal blood."

Status In The Family

There is sometimes a possibility that a son or daughter does something that brings disgrace to the family. Since honour is paramount in importance, Father will "take steps" to ensure there will be no reflection on the honour of the family.

A "good" son or daughter is welcome to stay as long as he/she wishes. A modest monthly allowance is provided, if possible, and Father will assist his offspring to attain his/her ambitions.

A "credit to the family" fulfills the parents' expectations but must, for various reasons, set forth in the world to win fame and fortune. Father will assist in the obtaining of a suitable position or marriage, however. Noble children remain in the family, especially if male and potentially good fighters.

"Black Sheep" have disgraced the family name and are kicked out of the household without ceremony or hesitation. Generally, there are bad feelings on both sides and the offspring may even work against his Father's interests to further himself.

- 1-25 = A "good" son or daughter
- 26-75 = A "credit to the family"
- 76-00 = Black Sheep

Royal Rank

The Royal Family is the most powerful and prestigious family of the nobility. Whether related by blood or by marriage a character who is born to a close relationship to the King has a decided advantage with respect to advancement in society. Members of the Blood Royal are always under escort by Knights of the Household and will have free access to the person of the King unless they are currently out of favour. All other relatives of the King will tend to be favoured unless they are also political rivals of the King or are out of favour.

1. Family Relationship of Parent

- 1-70 = Cousin of the King
- 71-75 = Brother-in-Law of the King
- 76-85 = Uncle of the King
- 86-90 = Father-in-Law of the King
- 91-92 = 6th Prince/Princess
- 93-94 = 5th Prince/Princess
- 95-96 = 4th Prince/Princess
- 97 = 3rd Prince/Princess
- 98 = 2nd Prince/Princess
- 99 = Crown Prince
- 00 = His Royal Highness

2. Father is Cousin of the King

- 1-60 = Landed Knight
- 61-75 = Bannerette
- 76-85 = Baron
- 86-90 = Earl or Count
- 91-95 = Marquis
- 96-00 = Duke

3. Brother-in-Law

- 1-40 = Landed Knight
- 41-55 = Bannerette
- 56-70 = Baron
- 71-85 = Earl or Count
- 86-95 = Marquis
- 96-00 = Duke

4. Uncle of the King

- 1-20 = Landed Knight
- 21-40 = Bannerette
- 41-65 = Baron
- 66-80 = Earl or Count
- 81-90 = Marquis
- 91-00 = Duke

5. Father-in-Law

- 1-40 = Baron
- 41-75 = Earl or Count
- 76-85 = Marquis
- 86-95 = Duke
- 96-00 = King of a Neighbouring Kingdom

6. Mother is a Princess

There is a 25% chance that the character's mother is a Princess of the Blood. She is married to a noble of high rank or to the Prince or King of a neighbouring state:

- 1-40 = Father is an Earl or Count
- 41-60 = Father is a Marquis
- 61-80 = Father is Duke
- 81-95 = Father is a Foreign Prince
- 96-00 = Father is a Foreign King

7. Father is a Prince

- 5th or 6th Prince=Baron
- 4th Prince = Earl or Count
- 3rd Prince = Marquis
- 2nd Prince = Marquis or Duke
- 1st Prince = Duke
- A Prince will also hold feudal rank, with attendant holdings.

Noble Rank

The nobility form the privileged class in society by virtue of their military power. So the highest offices in the land, military command, and holding of fiefs are reserved to them. The titled barons, the *noblesse de race*, tend to be of long and very proud lineage.

- 1-60 = Landed Knight
- 61-70 = Bannerette
- 71-85 = Baron
- 86-95 = Earl or Count
- 96-98 = Marquis
- 99-00 = Duke

Guild Rank

The Guilds dominate the social, political, and economic life of the towns. Most Guildsmen tend to be employees, but some of them are business owners of wealth and influence. All political offices in the towns are held by Guildsmen. The Guilds are very independent and proud, and their economic power gives them a voice in the halls of government. While the Guilds tend to become allied with the Crown and cooperate with each other in undermining the overbearing power of the nobility, they are intensely jealous of each other as well.

Depending upon one's Guild and Specialization within the Guild, a Guildsman has a definite and secure place in the social order. This factor is reflected in the order in which the various crafts and professional Guilds are listed, with precedence from top to bottom in each list, and also within each Guild.

1. Type of Guild

- 1-65 = Father is in a Craft/Trade Guild
- 66-00 = Father is in a Professional Guild

2. Father's Guild Rank

- 1 = Guild Master
- 2-20 = Syndic (Guild Councillor)
- 21-50 = Master (business owner)
- 51-00 = Journeyman (employee)

3. Craft Guilds and Trade Guilds

- 1-10 = Merchants' Guild
- 11-12 = Banker's Guild
- 13-17 = Goldsmiths' & Silversmiths' Guild
 - 1-10 = Appraiser
 - 11-20 = Jewel cutter
 - 21-50 = Goldsmith
 - 51-00 = Silversmith
- 18-20 = Perfumers' guild
- 21-30 = Clothiers' Guild
 - 1-20 = Tailor
 - 21-40 = Dyer
 - 41-80 = Weaver
 - 81-00 = Tanner
- 31-33 = Glassblowers' Guild
- 34-60 = Builders' Guild
 - 1-10 = Architect
 - 11-30 = Stonemason
 - 31-70 = Carpenter
 - 71-00 = Bricklayer
- 61-65 = Shipbuilders' Guild
 - 1-10 = Naval Architect
 - 11-20 = Shipbuilder
 - 21-70 = Shipwright
 - 71-85 = Sailmaker
 - 86-00 = Cordage Maker
- 66-70 = armorer's Guild
- 71-75 = Foundry Man's Guild

- 76-80 = Chefs' Guild
 - 1-20 = Maitre Chef
 - 21-90 = Chef
 - 91-00 = Cook
- 81-85 = Cabinetmakers' Guild
 - 1-25 = Cabinetmaker
 - 26-50 = Joiner
 - 51-00 = Millwright
- 86-00 = Artists' & Entertainers'
 - 1-10 = Artist
 - 11-20 = Poet
 - 21-55 = Troubadour
 - 55-60 = Sculptor
 - 61-70 = Dancer
 - 71-80 = Jongleur
 - 81-00 = Musician

Ship Man's Guild: If a coastal town is the birthplace of the character, there is a 1-35% chance that his father is a seaman:
 1-10 = Ship's Captain
 11-20 = Navigator/Mate
 21-30 = Ship's Cook
 31-00 = Sailor

4. Professional Guilds

- 1-10 = Guild of Barristers & Solicitors
- 11-40 = Guild of Scholars & Scribes
 - 1-5 = Sage (at a University)
 - 6-10 = Scholar (at a University)
 - 11-30 = Interpreter
 - 31-35 = Astronomer/Astrologer
 - 36-40 = Mathematician
 - 41-45 = Botanist/Zoologist
 - 46-90 = Scribe/Accountant
 - 91-00 = Paper & Ink Maker

There is a 25% chance of a Royal appointment in the Bureaucracy.
- 41-45 = Guild of Arcane Lore
- 46-55 = Guild of Physicians
 - 1-40 = Physician
 - 41-00 = Apothecary
- 51-60 = Guild of Military Engineers
- 61-75 = Guild of Beggars & Thieves
- 76-00 = Guild of Mercenaries
 - 1-10 = Mercenary Captain
 - 11-30 = Mercenary Sergeant
 - 31-70 = Mercenary Man-at-Arms
 - 71-00 = Mercenary Crossbowman

Townsmen

Townsmen tend to be tradesmen. Most are employees of Master tradesmen and small business owners, but some are shopkeepers or self-employed businessmen. This class is characterized by an almost arrogant sense of smug superiority over the "hicks" of the surrounding countryside. A close look reveals that they are not much more knowledgeable or travelled than the folk of the countryside. They are aware of their social and political independence from feudal obligation, as many of the towns are **chartered** by the Crown and have no feudal suzerain except the King. Thus they may show the customary respect toward the nobility but are not in awe of them.

- 1-90 = Self-Employed (Master)
 - 41-00 = Employed
- Self-employed townsmen own their own shops or conduct small businesses. If an employee result oc34 curs, the father of the character is in a position that resembles a Journeyman in a Guild. If a self-employed Father obtains a servant result, roll again.

- 1-5 = Innkeeper
- 6-10 = Brothel keeper
- 11-15 = Blacksmith
- 16-20 = Baker
- 21-25 = Butcher
- 26-30 = Barber
- 31-35 = Cobbler
- 36-40 = Cartwright
- 41-45 = Ealhordan (Beer Peddler)
- 46-50 = Greengrocer
- 51-55 = Higler/Tinker/Peddler
- 56-60 = Miller
- 61-65 = Miner
- 66-70 = Moneylender
- 71-75 = Ostler
- 76-80 = Tinker
- 81-00 = Servant

Yeomen

Yeomen are freemen of the countryside. While many hold their own lands, some have taken service with a local nobleman and wear his "livery." They traditionally look to the nobility for leadership and are intensely loyal to their liege lords.

- 1-50 = Yeomen of the Countryside
 - 01-50 = Freehold farmer
 - 51-65 = Freehold Stockman
 - 66-70 = Freehold Miller
 - 71-85 = Forester/Fisherman
 - 86-90 = Cartwright
 - 91-95 = Carpenter/Mason
 - 96-00 = Rural Innkeeper
- 51 = 00 Yeomen in livery
 - 1-8 = Blacksmith
 - 9-15 = armorer
 - 16-20 = Animal Trainer
 - 21-25 = Falconer
 - 26-30 = Cook

- 31-40 = Forester
- 41-90 = Man-at-Arms
- 91-00 = Skilled (Check Guilds men & Townsmen for type. 1-60 = Townsman, 66-00 = Guildsman type.)

Serfs

Serfs are bound to the land and are not free to leave it except by permission of their lords. Any character born into serfdom may be accepted into a higher form of vassallage by his lord (eg: as a free Man-at-Arms), but generally he has to make his escape to the town. Once inside a town, he will be safe from apprehension. In a year and a day he may present himself to the town magistrate to be declared a free man. After that, he is his own man and need not fear being returned to his lord.

- 1-50 = Farmer
- 51-75 = Herdsman
- 76+ = Castle Servant:
 - 76-80 = Ostler
 - 81-82 = Blacksmith's Assistant
 - 83-84 = armorers Assistant
 - 85-86 = Animal Trainer's Assistant
 - 87-90 = Cook's Assistant
 - 91-92 = Carpenter
 - 93-00 = Servant

Elves

The Elves have a social order very similar to that of Mankind, except that no Elf is ever a serf or townsman. For the rank of an Elvish character in Elvish lands, check the human social tables:

- 1-75 = Yeoman
- 76-90 = Guildaman
- 91-00 = Noble

High Elves, unlike Wood Elves, or what peasants call the Fey - Brownies and the like, are always of titled rank and are treated as such both in their own lands and in the lands of all other races. Wood Elves are accorded Knightly status, and titled Wood Elves are recognized as having equivalent status in human lands.

Dwarves

The Dwarves have a social order which is highly tribal in nature. All Dwarves of a particular Folk are vassals of their king. A Dwarf is invariably a craftsman or a professional in Dwarvish lands, and all members of the nobility are Magick Users of the Artificer Class: In human lands, Dwarves are regarded as commoners and often are snubbed. Even nobles are not always recognized as such. However, Dwarves and Hobbits always recognize the true social rank of a Dwarf.

- 1-60 = Craft Guild
- 61-90 = Professional Guild
- 91-00 = Noble

Hobbits

Hobbits are "commoners" and are checked on the human social tables:


- 1-75= Yeoman
- 76-85= Townsman
- 86-00= Guildsman

Hobbits are accorded equivalent ranks in Human, Elvish, and Dwarvish lands. However, because of their smallish size, Men do not take them as seriously as they might.

Inheritance

Most characters will have living Non-player parents. There is a 10% chance per year that a parent will die, leaving his estate to the eldest surviving son, then to the eldest daughter if all the sons are dead. The estate is usually equal to 1 month's income (see "Making a Living") plus 10% to 100% of 1 year's income. Nobles, of course, also possess manors or castles and other resources. These should be established by the GM. The same is true of Magick Users, who may have considerable magical scrolls and devices on hand.

Social Status

 All characters whether player or non-player types, have a social status. That status depends initially upon the status of one's father (and mother too, if she is of noble blood), but it may be modified by one's own deeds and experiences. Add +1 status point for each.

Social Class	Rank in Social Class	Status	
SERF	Born Serf	0	
YEOMAN	Born Freeman	2	
TOWNSMAN	Born Freeman	1	
TOWNSMAN	Born Guildsman	2	
KNIGHT	Gentle Birth	5	Father Is a Knight or Baronet
NOBLE	Noble Birth	7	One parent is of the noblesse de race
NOBLE	Noble Birth	10	Both parents are of

Social Class	Rank in Social Class	Status					
			the noblesse de race	NOBLE	EARL	+30	1 Royal Favour/yr.
ROYAL	Royal Birth	15	Royal Parent	NOBLE	COUNT	+30	2 Royal Favours/yr.
BASTARD	Acknowledged	-	Parent's rank - 1	NOBLE	MARQUIS	+35	3 Royal Favours/yr.
BASTARD	Unacknowledged	-	Parent's rank - 2	NOBLE	DUKE	+45	4 Royal Favours/yr.
In addition to one's basic status in society, there are bonuses to be added for the position one personally holds in the feudal hierarchy. No more than one of the following bonuses may be added to the basic status (except sibling class.)				ROYAL	PRINCESS	+20	2 Royal Favours/yr.
				ROYAL	PRINCE	+20	3 Royal Favours/yr.
				ROYAL	CROWN PRINCE	+20	3 Royal Favours/yr. (G.M. of Silver Plume)
SIBLING	1st Son	+1		ROYAL	QUEEN	+35	5 Royal Favours/yr.
SERF	Field Serf	0		ROYAL	KING	+60	
SERF	Castle Serf	+1		ROYAL FAMILY	Variable	-	All members of the Royal Family receive 1 extra Royal Favour/yr. in addition to any basic Royal Favours given them.
YEOMAN	Freeman	+1					
YEOMAN	Freeman in Livery	+2					
YEOMAN	Archer (Longbowman)	+3					
YEOMAN	Man-at-Arms	+2		CLERGY	Novice	+1	
YEOMAN	Freeholder	+4	There is a 30% chance that a "Freeholder" has feudal service (Petit Sergeantry) and 15% as a Sergeantry-at-Arms.	CLERGY	Reader	+2	
				CLERGY	Deacon	+3	
				CLERGY	Postulant	+4	
				CLERGY	Priest	+5	
YEOMAN	Petit Sergeant	+5		CLERGY	Curate	+6	
YEOMAN	Sergeant-at-Arms	+6		CLERGY	Chaplain	+6	
TOWNSMAN	Peddler, Unskilled	+1		CLERGY	Rector	+10	
TOWNSMAN	Apprentice Tradesman	+1		CLERGY	Rural Dean	+15	
TOWNSMAN	Journeyman Tradesman	+2		CLERGY	Canon of a Cathedral	+15	
TOWNSMAN	Master Tradesman	+3		CLERGY	Archdeacon	+20	
TOWNSMAN	Innkeeper	+3		CLERGY	BISHOP	+40	2 Royal Favours/yr.
GUILDSMAN	Apprentice	+1		CLERGY	ARCHBISHOP	+50	3 Royal Favours/yr.
GUILDSMAN	Journeyman	+3		CLERGY	PRIMATE	+60	4 Royal Favours/yr.
GUILDSMAN	Master	+4		CLERGY	CARDINAL	+65	
GUILDSMAN	Syndic	+6	Merchants add +7; Bankers +8	CLERGY	POPE	+70	
GUILDSMAN	Guild Master	+7	Merchants add +9; Bankers +10	MONK	Lay Brother (Conversi)	+2	
PROFESSIONAL	Apprentice	+1	For each rank, the following add to their basic status: Lawyer +1; Scholar +1; Sage +2; Scribe +1; Physician +1.	MONK	Brother	+4	
PROFESSIONAL	Journeyman	+3		MONK	Cellarer	+6	
PROFESSIONAL	Master	+4		MONK	Precentor	+7	
PROFESSIONAL	Syndic	+6		MONK	Sacristan	+8	
PROFESSIONAL	Guild Master	+7		MONK	Almoner	+9	
MAGIC USER	Shaman		Class rank +1 per Level over VIII*	MONK	Circatore	+10	
MAGIC USER	Minor Arcane		Class rank +1 per Level over VII	MONK	Prior	+15	
MAGIC USER	Major Arcane		Class rank + 1 per Level over VI	MONK (F)	Knight of the Order	+8	1 Royal Favour/yr.
				MONK (F)	Knight-Cmdr (House)	+15	
MAGIC USER	Mystic		Class rank + 1 per Level over V Note: When a Shaman of the Serf Class attains Level X, he has +10 status with Serfs.	MONK (F)	House Master	+30	
				MONK (F)	Provincial	+40	2 Royal Favour/yr.
				MONK (F)	Marshal of the Order	+45	
MERCENARY	Crossbowman	+1		MONK (F)	Seneschal of the Order	+50	
MERCENARY	Archer (Longbowman)	+3		MONK (F)	Grand Master	+55	
MERCENARY	Man-at-Arms	+2		VARIABLE	Unmarried Girl	-	Unmarried girls have 1/2 of their father's status so long as they remain in the home. She may count on him for Favour, except in the matter of marriage, which is his sole prerogative to arrange to his best advantage.
MERCENARY	Sergeant-at-Arms	+4					
MERCENARY	Knight-Errant	+5					
MERCENARY	Mercenary Captain	+9					
MERCENARY	Military Engineer		Guild rank				
KNIGHT	Squire-in-Training	+2					
KNIGHT	Squire-at-Arms	+6					
KNIGHT	Knight-Errant	+7		VARIABLE	Warrior Maid	-	A girl who leaves her father's household to take up arms achieves status as does any man. She may even be knighted. But she takes the same risks as do all males--eves if she may insist on polite language in her presence.
KNIGHT	Knight-Bachelor	+8					
KNIGHT	Baronette	+8					
KNIGHT	Landed Knight	+10					
KNIGHT	Bannerette	+15					
KNIGHT	Baron of the Realm	+20					

VARIABLE	Widow	-	A Widow possesses 2/3 of her husband's status and may call upon her guardian for a favour as if she is a feudal vassal. It is her guardian, however, who administers her estate and who can marry her off at will. He may also arrange the marriages and vocations of her children, according to their rank and station. (Boys of 18 are at the age of majority, however at 18 the 1st son may inherit his portion of the estate, and the others as they gain 18.
VARIABLE	Orphan, Ward	-	An orphan or ward is under the complete control of his/her guardian. At 18 boys become of age; girls are not free to do as they like until 25.
CHIVALRY	Disgrace	-	A "disgraced" Knight loses 1/3 of his BIF until he redeems his honour.
CHIVALRY	Dishonour	-	A "dishonoured" Knight loses all of his feudal BIF until he redeems his honour.
ALL CLASSES	Royal Displeasure	-	Except for the clergy, who always labour under Royal suspicion, any member of the society who has earned Royal Disfavour loses 1/2 of his BIF when dealing with the King or the Royal Bureaucracy until his Displeasure has passed.

Influence

In feudal society, the "influence" that a character has will ultimately decide his destiny. Influence is the capacity of a character to win personal support from another character.

Influence is a form of currency, like gold and silver, only it appears in the form of FAVOURS and DEBTS OF HONOUR. These may be inherited or even assigned to others. Often, Favours and Debts of Honour are manifested in symbolic acts, such as the giving of an identifiable ring, sword, or other token. The pledge token is always appropriate to the station of the giver and the original receiver. Indeed, this custom seems to have been one of the origins of the Rings of Power, the power being all of the Favours or Debts owed to the bearer.

If a character succeeds in influencing another, he obtains a FAVOUR, which is the doing or refraining from doing of something. His request must be reasonable, honourable, and appropriate to both his station and that of the person he wishes to influence. Also, the request must be within the powers of the influenced person to grant without providing him with an onerous burden or expense. The request must also be acted upon within the year the influence is brought to bear.

Most Favours take the form of a petition for preferment in the matter of obtaining a fief, membership in a feudal Order grants of arms, a position in the entourage of a tenant-in-chief, employment in the Royal Bureaucracy or with some Master, and the like. Some petitions will be requests for aid or assistance. Others will take the form of a suit for the hand of a man's daughter. In short, many circumstances will give rise to the need for a Favour.

A Favour which is successfully carried out gives rise to a DEBT OF HONOUR. This is nothing more than the owing of a Favour for a Favour. However, a Debt of Honour can be carried from year to year, and it may be inherited or assigned to others. A binding obligation to honour the Debt lies upon the character's heir as well as upon himself. A Debt of Honour cannot be cancelled by the death of the one pledging it.

Favours should not be lightly sought. The character who seeks too many Favours acquires a reputation as an "upstart" or as a "danger" to the status quo. He may find that he cannot redeem his Debts of Honour because they are too many and are held by men in conflict with one another. Like any currency, an over-abundance of personal Debts of Honour may make one's word of little value. The best rule of thumb is to exercise the privilege of seeking Favour as rarely as possible. Each Favour must be returned in kind or degree. If a character is unsure of his chances of redeeming his pledges, he should not seek Favour.

Determining One's Influence

Influence is a nebulous thing. Normally a person would have only a

vague idea of just how much influence he really possesses. In order to provide a consistent guide, use the following formula to establish the **BIF** (Basic Influence Factor) of a character. Record the BIF on his Profile sheet and make adjustments as they are necessary:

$$\text{BIF} = (\text{Charisma}/2) + \text{Social Status} + \text{Experience Level} + (\text{Honour Points}/100)$$

Suppose a character had a Charisma of 14, was a Duke with fully noble birth, and had reached level 14. He has won 375 Honour Points. $\text{BIF} = (14/2) + (10 + 10) + 14 + 14 + (375/100) = 74$

Temporarily Increasing One's BIF

A character will have little chance of influencing another if his BIF is lower than that of the person whose favour he seeks. The BIF of a character may be temporarily increased if he does any of the following:

1. *Spend Gold.* If the petitioner has a lower BIF, he may increase it by 1 point for every 10 Gold Pieces x 1/2 difference between his BIF and that of the person he wants to influence. If he is higher in BIF, he may gain +1% advantage for each 100 Gold Pieces he expends on gifts and bribes, less 2 x the difference in BIF per 100 Gold Pieces spent.
2. *Call upon a Friend.* A petitioner may ask a "Friend" to support him. The Friend must always be higher in BIF and must be influenced before he will give his help. If successful, a petitioner will gain 1/2 of his Friend's BIF, and his Friend will assist him once.

3.4.2.1 Acquiring A Friend

A character may acquire a higher-placed "Friend" in several ways. Members of one's own family are Friends so long as the character has not disgraced or in any way dishonoured himself or his family. One's Liege Lord or Master is also a good Friend. One's companions and allies may be Friends if they are influenced on a 1 to 1 basis. There is a flat 90% chance that a Friend will support you the first time you ask him but the probability drops by 10% each time you subsequently ask for help in each yearly period. After all, Friends resent being "used." When the probability drops to 60%, a refusal means that a character cannot call upon his Friend for support for 1 to 6 months.

Exerting Influence

To exert influence, a petitioner will compare his Total Influence Factor (TIF) to the BIF of the person he wishes to influence. If a particular honour or some position is sought the influence factor attached to that honour or position will be added to the BIF of the person to be influenced. Three possibilities arise:

1. The petitioner has a higher TIF, with 90% chance of success.
2. The petitioner has an equal TIF, with 60% chance of success.
3. The petitioner has a lower TIF, with 50% chance of success minus 1% for each BIF of difference.

Factors Affecting Chances of Exerting Influence

The base percentage chance of influencing a person may be modified upward or downward, depending on the situation. The following factors may raise or lower the percentage:

1. There is a 25% chance that the petitioner or his Friend are out of favour with the person to be influenced. Being out of favour means that no favour will be granted. Disfavor may last from 1 to 6 months.
2. If in favour but the person to be influenced is of different alignment (Law Neutral Chaos) subtract 10%. This is charged against the character who is most divergent in alignment.
3. If the character is of a different political faction, subtract 20%. If he is of the same faction, add 20%.
4. If the character is of a different social class or race, subtract 10%.
5. If the character is of the same Order or Guild, add 10%.
6. A Debt of Honour may be presented to increase chances by 20%. Whether it is successful or not, a Debt is extinguished forever when it is used.
7. If dealing with an enemy, reduce chances by 25%.
8. If the character is a "foreigner" and has no Friend who is a citizen of the land in which he is dealing, reduce chances by 25%.
9. If dealing with a member of the Royal Bureaucracy in his official capacity, reduce chances by 25%. (This does not apply to his relatives and allies.)
10. If dealing with anyone who is an enemy of any relative or ally, reduce chances by 25%.
11. If the character possesses a Royal Favour, or his Friend possesses one, add 10%. But if either is under Royal Displeasure, subtract 20% for each one who is out of favour if influence is being exerted in a state with a strong central government (eg: England) and by 10% when the Crown is not overly powerful (eg: France).
12. If the character is dealing with a Lawful character of alignment 1 to 3, subtract 5% for each point his alignment is above 3.

Concluding Alliances

Alliances are the keystone of feudal power. However, they should not be sought lightly because of the great obligations placed upon the parties. Prior to exerting influence a character must determine the receptiveness of his potential ally:

1. Among untitled Knights and Barons, there is a basic 25% chance that any form of alliance is unacceptable at this time. Check for Disfavour. If the one seeking the

- alliance is in Disfavour, he in fact has an enemy.
2. Among titled Nobles, there is considerable jealousy and distrust, for each has his own irons in the fire and is unwilling to accept the leadership of another. There is a basic 50% chance that any alliance is unacceptable at this time. Check for Disfavour. If the one seeking the alliance is in Disfavour, he (in fact) has an enemy.
 3. If seeking to undermine an enemy alliance by wooing a member Of that alliance to one's own side, there is a 75% chance of failure. Failure alerts all of one's enemies to the plot and causes them to close ranks. This prevents any subsequent attempts in such matters for 7 months to 21 months.
 4. If a Knight or Noble of higher rank is seeking an alliance with a Knight or Noble of lower rank, he has a 10% advantage in concluding alliances with any non-aligned person.

These probabilities apply only when there is no period of Civil War. During a Civil War, "all bets are off," so to speak and the nobility will make and break alliances at will. *Chacun pour soi.*

Alliances include military treaties of offense and defense, marriages, and the placing of sons and relatives as squires in the castles of neighbours.

Influence



ll of the offices in the Royal Bureaucracy are obtained through Influence. All high offices in each of the levels of government may be held for 1-3 years where upon there is a chance of dismissal (Influence must be brought to bear to remain). Failure to retain office means that the character has fallen into disfavour for 1-6 months.

Only those characters whose titles of office are CAPITALIZED have ready access to the King, for they are all members of the Royal Council and are the Advisors of the King.

To see the King, one must first influence the Lord High Chamberlain or one of the other Advisors. A Prince, Princess, or Queen always has access to the King, and if one influences them, they may conduct you into his Royal Presence for an audience.

To see any ranking member of the Bureaucracy, one must first overcome the resistance of the Chief Scribe, etc., of that particular official; for this official stands in the relation of a Personal Secretary and oversees all the appointments, etc., made with his Superior. Non-player characters in such positions are invariably neutral in their attitude to any petition and will not assist a petitioner.

Most of the offices are relatively self-explanatory with regard to duties. For instance, the Sheriff of any County is charged with "keeping the King's peace" and oversees the collection of taxes and Royal revenues in his jurisdiction. Foresters are "Ranger" type characters charged with enforcing the Game Laws and patrolling the Forests and Wilderlands. A constable of a Royal Castle is a Knight placed in charge of one of the King's own holdings. And so on.

Some of the offices, especially the highest ones in the land, cannot be described in a few words. Players are advised, if they are unfamiliar with the political structures of the Feudal Period, to consult a good reference text on England of the period 1200 to 1300 A.D. for details. However, a few comments are in order here:

THE CHANCELLOR OF THE REALM occupies a position equivalent to a Prime Minister. He is the Chief Advisor to the King and heads the Civil Service. In his possession is the Great Seal of the Realm, under which are issued all of the most important documents and Royal Proclamations.

THE KEEPER OF THE PRIVY SEAL has in his possession the personal seal of the Sovereign and is charged with many of the "security" matters arising in and outside of the nation.

THE LORD HIGH CHAMHERLAIN is the "manager" of the Royal Court and sees that all matters of protocol have been observed, oversees the operations of the Royal Household, and arranges all of the Royal Audiences.

THE MARSHAL OF THE REALM is the Captain-General of the Armies of the Realm and is charged with maintaining the military security of the State.



The Royal Bureaucracy

Level	Title or Office	Status	Rank Required	Daily Income*	Political Superior	Royal Favor	No	
Parish	Bailiff of the Hundred	1	Yeoman	2sp	L.H.S of Shire	None	100	
	Sheriff	5	Knight	30sp	L.H.S of Shire	None	1	
County	Justice of the Peace	3	Yeoman	4sp	L.H.J of H.C	None	10	
	Lord Justice of Assize	5	Yeoman+	35sp	HRH the King	Baronetcy (1)	1	
	Lord High Justice of County	7	Yeoman+	50sp	HRH the King	Baronetcy (1)	1	
	Royal Forester	2	Yeoman	3sp	Chief Forester	None	1	
	Forester	1	Yeoman	2sp	Royal Forester	None	1	
	Chief Scribe of County	3	Guildsman	10sp	Sheriff of county	None	1	
	Scribe/Accountant	2	Guildsman	5sp	Chief Scribe of county	None	10	
	Collector of Taxes	2	Commoner	3sp	Sheriff of county	None	10	
	Shire	Lord High Sheriff	8	Knight	50sp	Chancellor of Exchequer	1/yr	1
		Lord Justice of High Court	8	Yeoman+	75sp	HRH the King	1/yr	1
		Constable of the Royal Castle	5	Knight	40sp	HRH the King	1/yr	2
		Armorer of the Royal Castle	2	Armorer	20sp	Constable of Castle	None	1
		Armorer	1	Armorer	10sp	Armorer of Castle	none	2
		Chief Forester of Shire	3	Yeoman	5sp	Forester Royal	None	1
		Chief Scribe of Shire	5	Guildsman	20sp	L.H.S of Shire	None	1
		Scribe/Accountant	2	Guildsman	8sp	Chief Scribe of Shire	None	10
		Royal Commissioner of Custom & Excise in the Shire	5	Yeoman+	25sp	Chancellor of Exchequer	None	1
Town		Lord Mayor	8	Guildsman	50sp	HRH the King	Baronetcy (1)	1
	Lord Justice of the Town	8	Guildsman	50sp	HRH the King	Baronetcy (1)	1	
	Chief Clerk of the Town	5	Guildsman	25sp	Lord Mayor	None	1	
	Scribe/Accountant	2	Guildsman	8sp	Chief Clerk	None	5	
	Collector of Taxes	3	Guildsman	20sp	Lord Mayor	None	2	
	Captain of Mercenaries	2	Knight/Sergeant	30sp	Lord Mayor	None	1	
	Captain of Militia	4	Guildsmen	10sp	Lord Mayor	None	1	
	Province	Royal Governor	10	Baron	5 gp	HRH the King	1/yr	1
		Lord Justice of the High Court of Appeals	9	Yeoman+	4 gp	HRH the King	Baronetcy (1)	3
		Provincial Scribe-Royal	6	Guildsman	40sp	Royal Governor	None	1
Scribe/Accountant		3	Guildsman	10sp	Prov. Scribe-Royal	None	20	
Governor of the Royal Gaol		6	Knight	50sp	Royal Governor	None	1	
Royal Torturer		3	Commoner	15sp	Royal Governor	None	1	
Royal Inquisitor-Major		6	Cleric	20sp	Bishop	None	1	
Crown Prosecutor		7	Lawyer	35sp	Royal Governor	None	1	
King's Counsel		6	Lawyer	25sp	Crown Prosecutor	None	5	
Master Armorer Royal		4	Armorer	25sp	Royal Governor	None	1	
Chancery	Armorer	2	Armorer	10sp	Armorer Royal	None	5	
	CHANCELLOR OF THE REALM	25	Yeoman+	10gp	HRH the King	Title (4)	1	
	Keeper of Privy Seal	18	Yeoman+	5 gp	HRH the King	Baronetcy (2)	1	
	Keeper of Charter Rolls	8	Guildsman	4 gp	Chancellor of the Realm	1/yr	1	
	Chief Scribe of Chancery	8	Guildsman	4 gp	Chancellor of the Realm	1/yr	1	
	Scribe/Accountant of Chancery	4	Guildsman	20sp	Chief Scribe of Chancery	None	25	
	Constable of The Tower	10	Knight	50sp	Chancellor of Realm	1/yr	1	
	Ambassador	8	Baron	4 gp	Chancellor of Realm/King	1/yr	10	
	Captain of the Watch	5	Knight	50sp	Keeper of Privy Seal	None	1	
	Agent of Chancery	5	Yeoman	20sp	Keeper of Privy Seal	None	50	
Chamber	LORD HIGH CHAMBERLAIN	20	Yeoman+	10gp	HRH the King	Title (4)	1	
	Keeper of the Rolls	10	Guildsman	4 gp	LH Chamberlain	1/yr	1	
	ROYAL ASTROLOGER	15	Astrologer	10gp	LH Chamberlain	1/yr	1	
	Royal Magus	10	Magic User	10gp	LH Chamberlain	1/yr	1	
	Royal Alchemist	10	Alchemist	25gp	LH Chamberlain	1/yr	1	
	Royal Physician	10	Physician	3 gp	LH Chamberlain	1/yr	1	
	Master of Heraldry	15	Banerette	10gp	HRH the King	Title(1)	1	
	Interpreter-Royal	8	Interpreter	4 gp	LH Chamberlain	1/yr	1	
	ROYAL JESTER	15	Entertainer	2 gp	HRH the King	2/yr	1	
	Royal Musician	5	Entertainer	1 gp	LH Chamberlain	1/yr	1	
Exchequer	Musician	3	Entertainer	40sp	Royal Musician	None	10	
	Poet Laureate	10	Poet	3 gp	HRH the King	1/yr	1	
	Royal Chef	6	Chef de cuisine	4 gp	LH Chamberlain	1/yr	1	
	Royal Food Taster	10	Commoner	1 gp	HRH the King	1/yr	1	
	Chief Scribe of the Chamber	8	Guildsman	3 gp	LH Chamberlain	1/yr	1	
	Scribe of the Chamber	4	Guildsman	15sp	Chief Scribe of Chamber	None	20	
	Staff Member of the Chamber	2	Commoner	3sp	Chief Scribe of Chamber	None	200	
	CHANCELLOR OF THE EXCHEQUER	20	Yeoman+	10gp	HRH the King	Title (4)	1	
	Chancellor's Clerk	15	Guildsman	5 gp	Chancellor of Exchequer	1/yr	1	
	Chancellor's Scribe	8	Guildsman	4 gp	Chancellor of Exchequer	1/yr	1	
Militia & Royal Army	Exchequer Scribe/Accountant	4	Guildsman	15sp	Chancellor's Scribe	None	40	
	TREASURER OF THE EXCHEQUER	18	Yeoman+	8 gp	HRH the King	Title(1)	1	
	Treasurer's Clerk	12	Guildsman	4 gp	Treasurer of Exchequer	None	1	
	Treasurer's Scribe	7	Guildsman	3 gp	Treasurer of Exchequer	None	1	
	Treasurer Scribe/Accountant	4	Guildsman	15 sp	Treasurer's Scribe	None	20	
	Chief Assayer of Treasury	7	Alchemist	5 gp	Chancellor of Exchequer	None	1	
	Governor of the Royal Mint	8	Yeoman+	5 gp	Chancellor of Exchequer	Title(1)	1	
	Engraver-Royal	7	Goldsmith	4 gp	Treasurer of Exchequer	None	1	
	Master of Coinage	7	Goldsmith	4 gp	Treasurer of Exchequer	None	1	
	Chief Scribe of the Mint	6	Guildsman	3 gp	Governor of the Mint	None	1	
Scribe/Accountant of the Mint	3	Guildsman	10sp	Chief Scribe of the Mint	None	5		
Militia & Royal Army	MARSHAL OF THE REALM	25	Baron	10gp	HRH the King	1/yr	1	
	Chief Constable of the Realm	15	Banerette	5gp	Marshal of the Realm	1/yr	1	
	Captain of the Royal Guard	12	Knight	5 gp	HRH the King	1/yr	1	
	Knight Bachelor of the Guard	8	Knight	1 gp	Captain of the Guard	None	50	
	Sergeant of the Guard	4	Yeoman+	10sp	Captain of the Guard	None	100	
	Captain of Royal Mercenaries	8	Knight	Var.	Marshal of the Realm	None	Var.	
	Forester-Royal	10	Yeoman	5 gp	HRH the King	1/yr	1	
	Sergeant-At-Law	7	Yeoman+	35sp	Royal Governor	None	1	
	Master Armorer Royal	4	Yeoman	25sp	Royal Governor	None	1	
	Armorer	2	Yeoman	10sp	Master Armorer Royal	None	5	

Note: "Yeoman+" means the minimum social class is Yeoman but that the holder of the office is probably been made a noble by the King. A Baron is the lowest rank of the Nobility.

Making a Living



he coins used in Chivalry & Sorcery are of three basic types: gold, silver, and copper. In each case 25 coins of the lower type is equal to 1 coin of the next type:

1. The Copper Penny: There are 100 CP in 1 Dragon. 25 CP = 1 Silver Penny.
2. The Silver Penny: There are 100 SP in 1 Dragon. 25 SP = 1 Gold Piece.
3. The Gold Piece: There are 100 GP in 1 Dragon.

The value of money in *Chivalry & Sorcery* is considerably higher than in other campaign games, and players will have to become used to the fact that gold does not come in bushel baskets. To give a general idea of the value of money, consider the following:

The average day's wage for an unskilled laborer is 1 or 2 SP.

An average room at an inn costs a person 10 CP per night.

A pint of cider costs about 2 CP.

A "bushel" of wheat (about 50 Dragons) costs 65 CP.

A good Knight's Fee yields the lord about 1 to 3 GP in excess revenue per day. This is not, incidentally, historical. A real Knight in the middle ages in fact would be lucky to see a few silver pennies at any one time.

To make game play easier, a greater number of coins is assumed to exist than was actually the case in the feudal period, and the value of money is really deflated. For instance, a Count in Germany once fed 2000 children during the ill-fated Children's Crusade for a mere 7 Gold Pieces. However, accuracy would make 5 or 10 silver pieces a fortune, so the designers have taken a few liberties.

Most characters who do not have a "living" from a holding will have to take service with some Master or great Lord. Usually, such service provides food, shelter, and a limited amount of money in the form of wages. Characters will probably have to settle for such positions simply to stay alive until they strike it rich and can set themselves up.

There follows a general guide for income per day for most of the different classes of trade, etc. When working for someone or when hiring others, this list should be used.

Type of Work	Apprentice	Journeyman	Master	Guild Officer	Self-Employed
Freehold Farmer	-	-	-	-	5sp+LF
Freehold	-	-	-	-	5sp+LF
Stockman	-	-	-	-	10sp+LF
Freehold Miller	-	-	-	-	15sp+LF
Petit Sergeant	-	-	-	-	2sp+LF
Forester	5cp+L	1sp+L	10sp+LF	1gp+LF	2sp+LF
Fisherman	5cp+L	-	5sp+LF	-	2sp+LF
Blacksmith	5cp+L	1sp+L	10sp+LF	-	5sp+LF
Cartwright	5cp+L	1sp+L	10sp	-	5sp+LF
Carpenter	5cp+L	2sp+L	10sp	1gp	-
Mason	5cp+L	2sp+L	10sp	1gp	-
Rural Innkeeper	5cp+L	1sp+L	-	-	10sp+LF
armor	5cp+L	5sp+L	15sp	5gp	-
Animal Trainer	5cp+L	1sp+L	15sp	-	-
Falconer	5cp+L	2sp+L	10sp	-	-
Cook	5cp+L	1sp+L	5sp+L	10sp+LF	-
Town Innkeeper	5cp+L	1sp+L	-	-	10-60sp+LF
Brothelkeeper	5cp+L	2sp+L	-	-	10-40sp+LF
Baker	5cp+L	1sp+L	-	-	5sp+LF
Butcher	5cp+L	1sp+L	-	-	4sp+LF
Barber/Surgeon	5cp+L	1sp+L	-	-	10-30sp+LF
Cordage Maker	5cp+L	2sp+L	10sp	-	4sp+LF
Town armorer	5cp+L	1-2gp	1-10gp	-	-
Foundryman	5cp+L	3sp+L	1-2gp	1-5gp	-
Cabinetmaker	5cp+L	3sp+L	15sp	1gp	-
Joiner	5cp+L	3sp+L	10sp	20sp+LF	-
Ship Captain	5cp+L	3sp+L	1gp	-	1-6gp
Navigator	5cp+L	3sp+L	1gp	-	-
Sailor	5cp+L	3sp+L	15sp+L	-	-
Lawyer	5cp+L	3sp+L	1-6gp	5-10gp	-
Bootmaker	5cp+L	1sp+L	-	-	3sp+LF
Ealhordan	-	-	-	-	4sp+LF
Greengrocer	-	-	-	-	2sp+LF
Higler	-	-	-	-	2sp
Miner	5cp+L	1sp+L	5sp	-	-
Ostler	5cp+L	1sp+L	-	-	-
Servant	5cp+L	1sp+L	-	-	-
Tinker	3cp+L	-	-	-	3sp
Merchant	5cp+L	1sp+L	2gp	10-35gp	1-60sp
Banker	5cp+L	1sp+L	1-60gp	50-100gp	-
Money Lender/Pawn	5cp+L	1sp+L	1-3gp	-	1-6gp
Money Changer	5cp+L	1sp+L	1-2gp	-	-
Appraiser	5cp+L	3sp+L	1-6gp	5-10gp	-
Jewel Cutter	5cp+L	3sp+L	1gp	-	-
Goldsmith	5cp+L	3sp+L	1-3gp	1-10gp	-
Silversmith	5cp+L	3sp+L	1-2gp	1-10gp	-
Perfumer	5cp+L	3sp+L	1-6gp	5-10gp	-
Tailor	5cp+L	3sp+L	15sp	1gp	-
Dyer	5cp+L	3sp+L	10sp	1gp	-
Weaver	5cp+L	3sp+L	5sp+LF	1gp	2sp+LF
Tanner	5cp+L	3sp+L	5sp+LF	1gp	2sp+LF
Glassblower	5cp+L	3sp+L	1-3gp	5-10gp	-
Architect	5cp+L	3sp+L	1-6gp	5-10gp	-
Naval Architect	5cp+L	3sp+L	1-3gp	1-10gp	-
Ship Builder	5cp+L	3sp+L	1-6gp	5-10gp	5sp+LF

Type of Work	Apprentice	Journeyman	Master	Guild Officer	Self-Employed
Sail Maker	5cp+L	2sp+L	10sp	-	4sp+LF
Sage	5cp+L	7sp x experience level after 5	-	-	-
Scholar	5cp+L	4sp x experience level after 5	-	-	-
Interpreter	5cp+L	2sp x number of languages known + 1sp per experience level after 5	-	-	-
Physician	5cp+L	3sp x experience level after 5	-	-	-
Apocathary	5cp+L	2sp x experience level after 4	-	-	-
Entertainers	5cp+L	1sp x BV after experience level after 5	-	-	-
Artists	5cp+L	1sp x DEX after experience level after 5	-	-	-
Scribe	5cp+L	7sp + Salary Grid of Royal Government - if in Royal Bureaucracy.	-	-	-
Paper & Ink Maker	5cp+L	5sp x experience level after 7. 10sp per day there after.	-	-	-
Major Arcane	5cp+L	9sp x experience level after 5	-	-	-
Minor Arcane	5cp+L	5sp x experience level after 5	-	-	-
Alchemist	5cp+L	1sp x experience level after 5	-	-	-
Natural Magician	5cp	3sp x experience level after 5	-	-	-

L = Living: Food, shelter, and 1 outfit of "poor" clothes per year.
 LF = Living for entire family, usually in good style.

All Lords, Knights, Fighting Men, and Clergy are dealt with in the section on the Feudal Fief. (See Knighthood.) Knights-in-service, Sergeants, and Men-at-Arms receive 1/5 pay plus "maintenance" in their lords household, but after 60 days' service in the field they receive 1/4 pay and "maintenance," and they revert to full pay and "maintenance" the moment they take to the field in war. Pay scales are given under "Cost of Weapons," Armor, and Pay in the chapter on Warfare in the Age of Chivalry.

"High ranking Clerics" are equal to great lords with regard to income, while Parish Priests receive 10-100 SP per month plus free food donated by parishioners. The Fighting Clerics receive fighting-man pay scales but never go to full pay. All other Clerics receive 3-18 CP per day plus food given by devout people.

Prices and Weights of Arms and Armor

Below is a comprehensive list of the prices of various kinds of arms and armor. In the listing and pricing of the items, several factors have been considered:

1. Prices were set to reflect the actual cost of the item relative to income in the middle ages. Some prices may seem very high, but they simply reflect the effort and expense of production. The prices are artificial to a degree, but this was determined by the Chivalric class. Prices were set high to ensure that only those with the funds to hold their stations in the feudal hierarchy and execute the many responsibilities of their positions could, in fact, purchase the weapons that were symbolic of that high rank.
2. The actual costs and times indicated are minimums. Better or more elaborate weapons and armor could be found at an additional price negotiated between buyer and seller. The prices given are for well-made weapons that are not especially ornate.
3. Some weapons are reserved for the use of noble or near-noble ranks (Knights, Sergeants, Elves, Dwarves). Historically, permission was occasionally granted to those normally prohibited to bear such arms, but that right was considered a high honour. Persons allowed the use of Chivalric Arms were well known, and their right was not challenged.
4. In the case of Thieves, Assassins, and other criminals, additional fees were imposed by manufacturers or sellers as a form of insurance that the source did not inform the authorities of the existence of the sale.

Table 1: Infantry Weapons

Weapon	Cost (SP)	Weight (Dr.)	Time (day)	Producer	cost to Feudal Lords for Troops
Dagger	25sp	2	1	Armorer	15sp
Light Sword	80sp	5	2	Armorer	50sp
Sword	100sp	7	2	Armorer	60sp
Norman War Axe	50sp	10	1	Armorer	35sp
Quarterstaff (iron)	40sp	10	1	Armorer	-
Quarterstaff (unshod)	5sp	6	1	Yeoman	-
2-H Sword	150sp	18	5	Armorer	75sp
2-H Battle Axe	120sp	15	2	Armorer	50sp
Thrusting Spear	30sp	7	1	Armorer	10sp
Pole Arm	40sp	10	1	Armorer	15sp
Halberd	100sp	18	2	Armorer	50sp
Pike	50sp	15	1	Armorer	15sp

Table 2: Non-Fighter Weapons

Weapon	Cost (SP)	Weight (Dr.)	Time (day)	Producer	cost to Feudal Lords for Troops
Thief's Dagger	60sp	2	1	Armorer	-
Hatchet	15sp	5	1	Blacksmith	-
Wood Axe	35sp	10	1	Blacksmith	20sp
Light Club	-	5	Made by anyone in very short time	-	-
Heavy Club	-	5	Made by anyone in very short time	-	-
Light Sword	100sp	5	2	Armorer	50sp
Pitchfork, Scythe	25sp	5	2	Armorer	-

Table 3: Chivalric Arms

Weapon	Cost (SP)	Weight (Dr.)	Time (day)	Producer	cost to Feudal Lords for Troops
Dagger	40sp	2	1	Armorer	15sp
Hand Axe	40sp	7	1	Armorer	15sp
Short Sword	65sp	5	2	Armorer	40sp
Mace	65sp	10	2	Armorer	40sp
Dwarf Hammer	150sp	10	2	Dwarf*	50sp*
Light Sword	100sp	5	2	Armorer	50sp
Scimitar	100sp	7	3	Armorer	-
Sword	125sp	7	3	Armorer	65sp
Falchion	100sp	10	2	Armorer	50sp
Norman Axe	60sp	10	1	Armorer	35sp
Knight's Great Sword	250sp	10	9	Armorer	125sp
Barbarian Sword	100sp	10	3	Armorer	-
War Hammer	150sp	15	5	Armorer	80sp
Bastard Sword	200sp	15	5	Armorer	125sp
2-H Sword	200sp	18	5	Armorer	75sp
2-H Battle Axe	120sp	15	2	Armorer	50sp
Flail	175sp	18	5	Armorer	100sp
Thrusting Spear	30sp	7	1	Armorer	10sp
Cavalry Lance	40sp	18	1	Armorer	15sp

Table 4: Missile Weapons

Weapon	Cost (SP)	Weight (Dr.)	Time (day)	Producer	cost to Feudal Lords for Troops
Sling	5sp	1	1/2	Anyone	2sp
Light Bow	50sp	3	3	Armorer	25sp
Short Composite Bow	100sp	3	8	Armorer	75sp
Long Composite Bow	175sp	4	12	Armorer	125sp
Long Bow	100sp	4	10	Armorer	75sp
20 Arrows & Quiver	5sp	5	1	Fletcher	5sp
Light Crossbow	100sp	10	8	Armorer	75sp
Heavy Crossbow	250sp	20	15	Armorer	150sp
20 X-Bow Bolts	12sp	6	2	Armorer	6sp
Javelin	30sp	6	1	Armorer	10sp

Table 5: Armor

Armor	Cost (SP)	Weight (Dr.)	Time (day)	Producer	cost to Feudal Lords for Troops
Leather Jerkin	10sp	10% wt	1	Anyone	10sp
Hardened Leather	45sp	10% wt	4	Armorer	35sp
Splint/Brigantine	65sp	20% wt	10	Armorer	50sp
Banded/Scale	80sp	25% wt	15	Armorer	60sp
Chain Mail Shirt	150sp	25% wt	25	Armorer	120sp
Plate Cuirass	200sp	20% wt	25	Armorer	160sp
Chain Mail Hauberk	550sp	30% wt	40	Armorer	450sp
Superior Mail Hauberk	750sp	30% wt	50	Armorer	650sp
Chain Mail & Plate	1000sp	30% wt	75	Armorer	900sp
Full Plate	2000sp	30% wt	120	Armorer	1750sp
Leather Helmet	15sp	2 Dr.	1	Armorer	10sp
Conical Helmet	35sp	4 Dr.	1	Armorer	25sp
Norman Helmet	40sp	5 Dr.	2	Armorer	30sp
Bascinet	55sp	6 Dr.	3	Armorer	45sp
Crusader's Helm	90sp	10 Dr.	10	Armorer	80sp
Visored Helm	125sp	10 Dr.	12	Armorer	100sp
Light Shield	35sp	7 Dr.	3	Armorer	10sp
Heavy Shield	50sp	15 Dr.	5	Armorer	20sp

Table 6: Other Items & Accessories

Item	Cost (SP)	Weight (Dr.)	Time (day)	Producer	cost to Feudal Lords for Troops
Padded Undercoat	10sp	10 Dr.	2	Tailor	7sp
Plain Surcoat	20sp	2 Dr.	1	Tailor	15sp
Embroidered Surcoat	100sp	4 Dr.	10	Tailor	75sp
Splint Surcoat	60sp	10% wt	10	Armorer	45sp
Quilted Surcoat with steel Plates	75sp	10% wt	12	Armorer	55sp
Plain Scabbard	25sp	3 Dr.	1	Leatherworker	10sp
Decorated Scabbard	75sp	4 Dr.	7	Armorer	50sp
Plain Sword Belt	5sp	1 Dr.	1/2	Leatherworker	2sp
Fancy Sword Belt	100sp	4 Dr.	7	Armorer	75sp

Cost of Food, Shelter, and Clothing

Below is a comprehensive list of the prices of various "necessaries" which characters are obliged to provide for themselves. If a character is a Lord, yeoman farmer, or a forester, food for himself, his family, and possibly his retainers is provided for by his production capacity. The prices were set to reflect the actual relationship between such commodities and the income of the various classes. Players may add additional items, but prices should be in keeping with the guidelines given here. All prices are quoted in copper or silver pence, and weights are in terms of the standard "Dragon."

Table 1: Food

The "average" person in the campaign is assumed to require 5 Dr. of mixed foods per day or 4 Dr. of meat or 3 Dr. of field rations to maintain good health. Increase these basic requirements by 50% when characters are involved in highly exhausting activities. Food intake below the minimum levels prohibits healing and increases fatigue recovery times by 50%.

Item	Cost per Unit
Bread	1 Dr
White	7cp
Whole Wheat	3cp
Rye	2cp
Rolls (White)	10cp

Item	Cost per Unit
Trencher	5cp
Fish	1 Dr
Common	2cp
Good Fish	4cp
Shellfish, etc	5cp
Meat	1 Dr
Beef Steak	6cp
Beef Roast	4cp
Beef	3cp
Pork	3cp
Ham	6cp
Bacon	5cp
Sucking Pig	15cp
Mutton	2cp
Lamb	5cp
Chicken	2cp
Small Birds	3cp
Duck	3cp
Goose	4cp
Swan	5cp
Vension	1sp
Wild Boar	1sp
Fruit	1 Dr In Season/Out Season
Apples	5cp/7cp
Cheerries	5cp/-
Plums/Prunes	2cp/2cp
Strawberries	6cp/1sp
Lemons	1sp/5sp
Pears	5cp/-
Grapes/Raisons	3cp/3cp
Berries/Currents	2cp/2cp
Oranges	1sp/5sp
Dairy Products	1 Dr Equivalent
Eggs	5cp/dozen
Cheese	3cp
Milk	2cp/quart
Butter	4cp
Cottage Cheese	2cp
Fine Cheese	2cp
Salted Butter	10sp
Vegetables	1 Dr In Season/Out Season
Beans	3cp/3cp
Peas	2cp/2cp
Beets	2cp/2cp
Carrots	1cp/1cp
Lettuce	3cp/-
Watercress	3cp/-
Lentils	3cp/3cp
Onions	1cp/1cp
Cabbage	2cp/3cp
Turnips	1cp/1cp
Parsnips	1cp/1cp
Parsely	1cp/1cp
Cucumbers	10cp/20cp
Garlic	5cp/5cp
Beverages	Serving Cask*
Cider	2cp/Flagon 8sp
Wine (Poor)	3cp/Flagon 12sp
Wine (Good)	10cp/Flagon 40sp
Wine (Fine)	20cp/Flagon 80sp
Small Beer	4cp/Pint 16sp
Beer	5cp/Pint 20sp
Double Beer	6cp/Pint 24sp
Ale	7cp/Pint 28sp
Stout	10cp/Pint 32sp
Brandy	1sp/Flagon 100sp
Brandy (fine)	2sp/Flagon 200sp
Seasonings	1 Dr
Sea Salt	10cp
Rock Salt	1sp
Honey	1sp
Lump Sugar	2sp
Pepper	1gp
Field Rations	1 Dr
Salt Pork	5cp
Salt Beef	6cp
Salt Fish	4cp
Smoked Meat	3cp
Smoked Salmon**	20cp
Waybread**	20cp
Sausage	7cp

*Cask = 100 Servings
** = Double Food Value

Table 2: Grain and Feed

Horses require 10 Dr. of grain and 20 Dr. of hay per day or 15 Dr. of wheat per day. One "bushel" holds about 50 Dr.

Item	Cost per Unit
Wheat	65 cp/bushel
Oats	40 cp/bushel
Barley	50 cp/bushel
Rye	25 cp/bushel
Hay	20 cp/50 Dr.
Straw	15 cp/50 Dr.

Grains may also be used to make bread or bannocks. The amount of bread produced is equal in weight to the amount of grain used. Thus 50 Dr. of Wheat will produce 50 Dr. of whole wheat bread. Milling costs are incurred if one wishes to grind grain into flour. The cost of flour is 2 x the cost of the raw grain.

Table 3: Staying at an Inn

Item	Cost per Unit
Cheap Stew & Bread	10cp/person

Item	Cost per Unit
Good Stew & Bread	15cp/person
Joint of Meat	20cp/serving
Good Meal	1sp/person
Superb Meal	2sp/person
Banquet	5sp/person
Poor Room	5cp/person/night
Average Room	10cp/person/night
Good Room	1sp/night
Stable Mule/Donkey	10cp/night
Stable Horse	15cp/night
Stable Charger	1sp/night
Stable Great Horse	2sp/night

Guests at an Inn (those staying for the night) are under the full protection of the house. Casual customers who have entered for a meal or drink are not. A poor or average room at the inn is a "common" room shared by a number of guests. Privacy is acquired only when a "good" room is rented outright. Stabling costs include currying the animals and one may have blacksmithing done as well, at extra expense. Chargers and Great Horses receive very special attention and a diet of fine grain and an apple.

Table 4: Long-Term Accommodation

Accommodation	Poor	Average	Good
Room in Country	3sp/mo	5sp/mo	10sp/mo
Room in Country 7 Board	7sp/mo	10sp/mo	18sp/mo
House in Country	10sp/mo	15sp/mo	25sp/mo
Room in Town	5sp/mo	10sp/mo	20sp/mo
Room in Town & Board	10sp/mo	20sp/mo	35sp/mo
Floor in small Town House	10sp/mo	20sp/mo	30sp/mo
Floor in large Town House	20sp/mo	40sp/mo	60sp/mo
Small Town House	30sp/mo	50sp/mo	75sp/mo
Large Town House	40sp/mo	75sp/mo	90sp/mo

Rents apply to shops as well as to residences.

Table 5: Clothing

The clothing a character chooses to wear is often determined by his status in society. Needless to say, men of rank would not be seen in rags, but on the other hand a man of low rank would not wear rich clothing even if he could afford it because such behavior

would be frowned upon by his "betters."

Item	Poor	Average	Good	Well-to-Do	Noble	Titled
Men's hose	1sp	2sp	4sp	10sp	15sp	1gp
Men's chemise	1sp	2sp	5sp	15sp	20sp	1gp
Men's pellisson	1sp	3sp	6sp	20sp	1gp	2gp
Men's tunic	2sp	5sp	9sp	1gp	2gp	5gp
Mantle/Cloak	4sp	9sp	1sp	5gp	5gp	5-25gp
Women's Chemise	1sp	2sp	5sp	10sp	1gp	2-5gp
Women's pellisson	1sp	2sp	9sp	15sp	1gp	2-5gp
Women's bliant	2sp	5sp	1gp	2gp	5gp	10-50gp
Women's girdle	1sp	2sp	5sp	1gp	3gp	5gp
Mantle/Cloak	4sp	9sp	2gp	5gp	5gp	5-25gp
Clogs	2cp	-	-	-	-	-
Sandals	5cp	7cp	-	-	-	-
Lady's Slippers	-	6sp	9sp	15sp	1gp	1-5gp
Work Boots	1gp	1gp	-	-	-	-
Riding Boots	-	-	2gp	3gp	4gp	5-10gp
Dress Boots	-	-	-	5gp	5gp	5-10gp

Clothing is, needless to say, costly indeed. However, clothes last up to 3 years before they become too worn to be "respectable." Of course, characters wishing to make strong impressions on their peers will tend to dress as well as possible.

Table 6: Cost of Adventuring Equipment

Item	Cost	Weight	Characteristics
50 feet of rope	5 sp	3 Dr.	5% chance of breaking when used.
10-foot pole	-	5 Dr.	5% chance of breaking when used.
10 iron spikes	3 sp	3 Dr.	20% chance of slipping out when placed.
Water/Wine Skin	2 sp	1 Dr.	Holds 1 gallon of water.
5 torches	-	5 Dr.	Burns for 1 hour, cast light 10' all around.
Lantern	15 sp	3 Dr.	Burns for 6 hours, cast light 20' ahead.
Flask of oil	2 sp	1 Dr.	Refills a Lantern once.
Small sack	1 sp	-	Holds 1 cubic foot, maximum of 50 Dr.
Large sack	2 sp	-	Holds 2 cubic feet, maximum of 100 Dr.



Knighthood and the Feudal Setting

Chivalry & Sorcery is based entirely on the feudal system, and the manner in which individual fiefs and the feudal nation as a whole is set up will have a profound effect on the campaign.

Knighthood

Peace delights me not!
 War--be thou my lot!
 Law--I do not know,
 Save a right good blow!
 --Bertran de Born

To be a warrior, to take and to give hard blows in mortal combat, to enjoy the delights of victory over stalwart enemies to endure all manner of adversity manfully and with honour--and finally to die a true warrior's death--these are the ambitions of every knight worthy of his gentility. The Knight is the lord of the feudal world. The thing that separates him from the villein and the commoner is his total commitment to war and his overwhelming superiority on the field of battle. It is often said that God made the Knight more honourable, courteous, and wise than the peasantry. In the end, however, it is the Knight's martial advantage that sets him above all others in society.

The commons must spend their time at labour with mattock and

shovel, in raising pigs and sheep and cattle, in weaving and tailoring and a host of other peaceful activities. The Knight trains for war. War is his craft, and he is as expert at it as a goldsmith is at working precious metals. The fact is that much time is needed to train in the use of arms and armor and horse. Since a Knight has his living provided for him, he alone has the time to devote to preparation for battle. That time is not available to the commoner who must grub for a living.

Consider a rising by the peasantry. Armed with grain-flails, boar spears, knives, axes, scythe blades affixed to poles, and a scattering of hunting bows, a score of peasants advance up the road to the manor house. Suddenly, they are confronted by a Knight and his Squire. Two against twenty: It is usually enough. In the time the survivors take to reach the safety of the woods, a half-dozen lie dead or wounded in the dust beneath the stamping hooves of the plugging, whirling warhorses. The Knight and his Squire are clad in armor almost invulnerable to the puny blows of the peasants' makeshift weapons and light self-bows. Their warhorses are too well trained to permit the mob to approach close enough to tear their riders from the saddle, and they turn and kick and bite with no apparent direction from the men on their backs.

Is there any wonder that the nobles gave the law to the commons?

The Knight is always a horseman. He may choose to fight on foot, but it is his great war steed that gives him the advantage. Indeed, the entire feudal system arose out of the need to support the great expense of maintaining a horse, attendants, arms, and the fine armor of the Knight--an expense very much greater than that of maintaining infantry. It became the practice to grant

land--"fiefs"--to provide Knights with a living adequate to maintain his arms and entourage. Without a proper "living," being a Knight is a difficult business. The whole ambition of the landless Knight-errant is to acquire enough fame to win for themselves a fief from the hands of some great lord. The ambition of the great lord is to hold onto his lands, and perhaps also to increase them. These are the motivations underlying the actions of the nobility.

The Fief



he holding of a fief is no light task. A Knight owes feudal service to his liege lord and also a number of feudal duties and obligations. He must see to the proper defense of his holding, oversee the activities of his people, and give "low" justice inside his demesne.

In Chivalry & Sorcery, a fief typically yields a "living" for the Knight, his family, and his castle retainers. In addition, an average of 30 to 40 GP net monthly income permits the Knight or lord some freedom of action.

Designing the Feudal Nation

Perhaps one of the more important aspects of the large campaign is the general make-up of the feudal nation (or nations) in which the action is to take place. The following guidelines should be used:

1. Decide how many great Lords there will be. Generally, there should be 2-3 Dukes, 2-3 Marquesses, and about 10 Counts. Of course, if actual historical situations are being reconstructed, these numbers would be altered accordingly.
2. The King, if weak like the King of France, would count for little more than a Duke. If strong and blessed with a powerful central government like that of England, he would be the equal of 2 or 3 Dukes.
3. The feudal rank of a Lord is often a reflection of his military power, and military power is based upon the size and wealth of one's feudal holdings:

Duchies: A Duke will determine his holdings on Table III by rolling a 6-sided die, with only 4, 5, or 6 results counting. This will yield a number of holdings to be determined on Table I or II. Any small castles or 35' shell keeps he holds are held, in turn, from him by Barons or Bannerettes. Smaller holdings are held by direct vassals and close relatives.

Marquisates: A Marquis is the virtual equal of a Duke, so determine his holdings in the same manner.

Counties and Earldoms: A Count has a 1-25% chance of holding from a Duke or Marquis; Earls are always independent and hold their domains as "Tenants-in-Chief" like the Dukes and Marquesses. The holding of a Count or Earl is determined by rolling a 6-sided die twice. The first result will be a 1-6, giving the size and strength of his own castle. The second will be only 1-3, with 4, 5, or 6 results requiring a re-roll. The second result gives the number of his holdings, which are determined on Table I or II. Any small castles or 35' shell keeps he holds are held, in turn, from him by Barons or Bannerettes. Smaller holdings are held by direct vassals and close relatives.

Barons: Since all of the baronial holdings are determined by one of the above findings, characters who are born into the family of a Baron need only to be located. This can be done by making up a simple probability table listing all of the great Lords, with an equal chance at being in the domain of one of them. The same can be done for characters belonging to the families of Bannerettes or Landed Knights. In the designers' own wargaming group, an elaborate set of tables was designed by a member which can locate a character literally within miles of a particular town in France, tell his overlord, etc. Of course, the amount of detail players desire will depend upon their willingness to design such systems.

4. There are also Church lands in a feudal state, held with considerable independence from the temporal authorities.

Bishops will hold a town of 10,000 population.

Archbishops will hold a town of 10,000 population and also lands equal to a County.

The Primate will hold a town a 15,000 population and also lands equal to a Duchy.

Monasteries are Large Fortified Manor Houses [LFMH] types of establishments. The LFMH and the 2 Small Fortified Manor Houses [SFMH] holdings belonging to a Monastery are held by Knights who will protect the Monks in war or perform any military service owed by the Monks to the Tenant-in-Chief from which they received their lands.

Religious Fighting Orders will have Chapter Houses in most feudal states. See the section on these Fighting Clerics for details. Their holdings in a nation as a whole will be equal to a County, but the number of

castles will be decidedly larger.

5. The number and the size of the towns in a region is clearly important. When designing the nation, the following guidelines should be used:

No more than 1 town of population 25000 will be found in a Duchy. The Royal Capital is always such a town and will be additional to any other towns of 25000 found in the Royal Domain.

No more than 1 town of population 15000 will be found in a Duchy or Marquisate.

No more than 2 towns of population 10000 will be found in a Duchy, Marquisate, County, or Earldom.

No more than 3 towns of population 7500 will be found in a Duchy, Marquisate, County, or Earldom.

The number of smaller towns in a feudal domain depends upon a random die roll. when the number has been determined roll a 6-sided die on Table IV to find the size of each of the town in the domain:

Duchy: 4 + 1-6 towns	County: 1-6 towns
Marquisate: 3 + 1-6 towns	Earldom: 1-6 towns

Of all large towns in the nation, 1 of 15000 population will be held by the Primate 2 of 10000 will be held by Archbishops, and 1 town in each Duchy or Marquisate will be held by a Bishop.

The remaining towns will either be independent chartered towns (1-75%) or towns held by a feudal overlord (76-100%). Chartered towns are loosely allied to the King in that they look to the Crown for protection from the local nobility and, in return, provide limited support to the King when he is at war in the region surrounding the town. Such towns are not part of his feudal holdings, however, and cannot be used indiscriminately to further his ambitions. They must be "influenced," with a 1-40% chance that they will provide full support, 41-80% chance that they will remain neutral, and an 81-100% chance that they will support the other side. The same percentages apply to towns held by a feudal Overlord unless he has garrisoned them with his own forces at a percentage equal to 10% of the militia. Up to 1/2 of this garrison may be Mercenaries but the remainder must be sworn vassals.

When determining who, in fact, is Overlord of a subject town the location of the town is vital. If a town is clearly in the domain ruled directly by a "tenant-in-Chief" (King, Duke, Marquis, Count, or Earl), it is under his suzerainty. However, if the town lies in the domain of one of the vassals of the great Lord, there is a 50% chance either way, so that even a Bannerette or Baron may have control of the town. Mere Landed Knights have no chance, of course, of controlling a town.

For this reason, it is important to draw the maps of the feudal state exactly, placing the boundaries of all holdings of Bannerette size and up, and locating all towns with some discrimination and fairness. Only after all towns have been located will there be a determination of their status.

6. To complete the picture, rivers and other important terrain features like mountains and forests may be added to the map. Also, all-weather roads can be drawn in, for these are vital to the course of all military operations and trade.

Game Masters may find the establishment of the individual manors and baronies in their campaign region to be a rather involved task. The following tables are provided to make the design of nations an easier task.

The tables present Interior and Frontier Manors. However, where there is subinfeudation (a Lord has vassals of his own, who may in turn have their own vassals), the tables provide a listing of the various vassal fiefs. These may be used as typical holdings and thus the process of designing the nation may be speeded up through standardization.

There is nothing preventing a campaign designer from including a solitary castle of class I through VI (with no sub-fiefs) in addition to the various vassal fiefs, to provide some variety. The same is true of additional shell keeps.

The area of the various holdings is included to permit designers to calculate the over-all areas of the nations they are designing. These areas are typical and are capable of some adjustment downward or upward (-25% to +50% range is suggested) to reflect greater or poorer fertility, terrain, etc.

Revenues and rents are stated in GPs per month. In the case of subinfeudation, players are reminded that Revenues of subinfeudated fiefs are not included in the Lord's personal income, but the total rent from vassals owing to a local noble is also equivalent to the rents and taxes collected by the overlord. Thus the rent has two applications: one portion to the manor lord, the other to the overlord. For example, a SFMH 1 (Interior) has 10 GP/month in rents. The fiefholder would receive 10 GP from his vassals. A second 10 GP would go to the overlord as rents/taxes from the fief. The total amount of rents/ taxes owing an overlord is given in the Totals line at the bottom of all subinfeudated holdings.

Feudal service involves a vassal supplying from 30% to 50% of his

fighting men (exclude serfs) for 60 days service per year. Thus an overlord can count on at least 30% of the total fighting strength in his lands for 60 days of service. Clearly, some care has to be taken to maintain reserves in case of prolonged conflict (military seasons can last from 60 to 180 days, depending on the players). In case of invasion of a particular holding, 100% military service can be counted on, if required, but no fortress will be denuded of more than 75% of its fighting strength at any time. Within a particular

fief, a knight, squire, sergeant, or man-at-arms must serve at need in defense of the fief.

Mercenaries were not included in the figures. However, assume that 10% to 20% of the totals for sergeants and men-at-arms are employed as independent mercenaries who have taken service. These are considered paid for 60 days service in the field/year, after which bonuses have to be paid.

Table I: Interior Manor

Men in Service to Overlord																
ld6	Holding	Kts	Sqr	Sgt	Men	P. Sgt	Bks	Arm	Scr	Chap	mer	Yeoman	Serfs	Fief's Revenue	Rent from Vassals	Area of Holding
1	SFMH 1	1	1	3	10	4	1	0	0	0	0	10	50	20	10	22 sq. mi.
2	SFMH 2	2	2	6	15	8	1	0	0	0	0	15	75	25	15	38 sq. mi.
3	SFMH 3+	2	2	8	20	12	1	1	0	0	0	20	100	30	20	50 sq. mi.
	SFMH 1	1	1	3	10	4	1	0	0	0	0	10	50	20	10	22 sq. mi.
	Totals =	3	3	11	30	16	2	1	0	0	0	30	150	50	30	72 sq. mi.
4	SFMH 4+	3	3	10	25	16	1	1	0	1	0	30	125	35	25	68 sq. mi.
	SFMH 2	2	2	6	15	8	1	0	0	0	0	15	75	25	15	38 sq. mi.
	SFMH 1	1	1	3	10	4	1	0	0	0	0	10	50	20	10	22 sq. mi.
	Totals =	6	6	19	50	28	3	1	0	1	0	55	250	80	50	128 sq. mi.
5	LFMH 5+	5	5	15	40	20	2	2	1	1	0	50	150	75	50	100 sq. mi.
	SFMH 2	2	2	6	15	8	1	0	0	0	0	15	75	25	15	38 sq. mi.
	SFMH 2	2	2	6	15	8	1	0	0	0	0	15	75	25	15	38 sq. mi.
	SFMH 1	1	1	3	10	4	1	0	0	0	0	10	50	20	10	22 sq. mi.
	Totals =	10	10	30	80	40	5	2	1	1	0	90	350	145	90	198 sq. mi.
6	CASTLE 1+	7	7	25	50	32	3	2	1	1	10	100	300	75	75	168 sq. mi.
	SFMH 2	2	2	6	15	8	1	0	0	0	0	15	75	25	15	38 sq. mi.
	SFMH 2	2	2	6	15	8	1	0	0	0	0	15	75	25	15	38 sq. mi.
	SFMH 1	1	1	3	10	4	1	0	0	0	0	10	50	20	10	22 sq. mi.
	SFMH 1	1	1	3	10	4	1	0	0	0	0	10	50	20	10	22 sq. mi.
	Totals =	13	13	43	100	56	7	2	1	1	10	150	550	165	125	288 sq. mi.

Kt = Knight
 Sq = Squire
 Sgt = Sergeant
 P.Sgt = Petit Sergeant
 Men = Men-at-Arms

Bks = Blacksmith
 Arm = armorer
 Scr = Scribe
 Chap = Chaplain
 Mer = Mercenaries
 Yeoman = Freeholders
 Serfs = Feudal Farmers

SFMH = Small Fortified Manor House
 LFHM = Large Fortified Manor House
 SK = Shell Keep
 Cas. = Castle

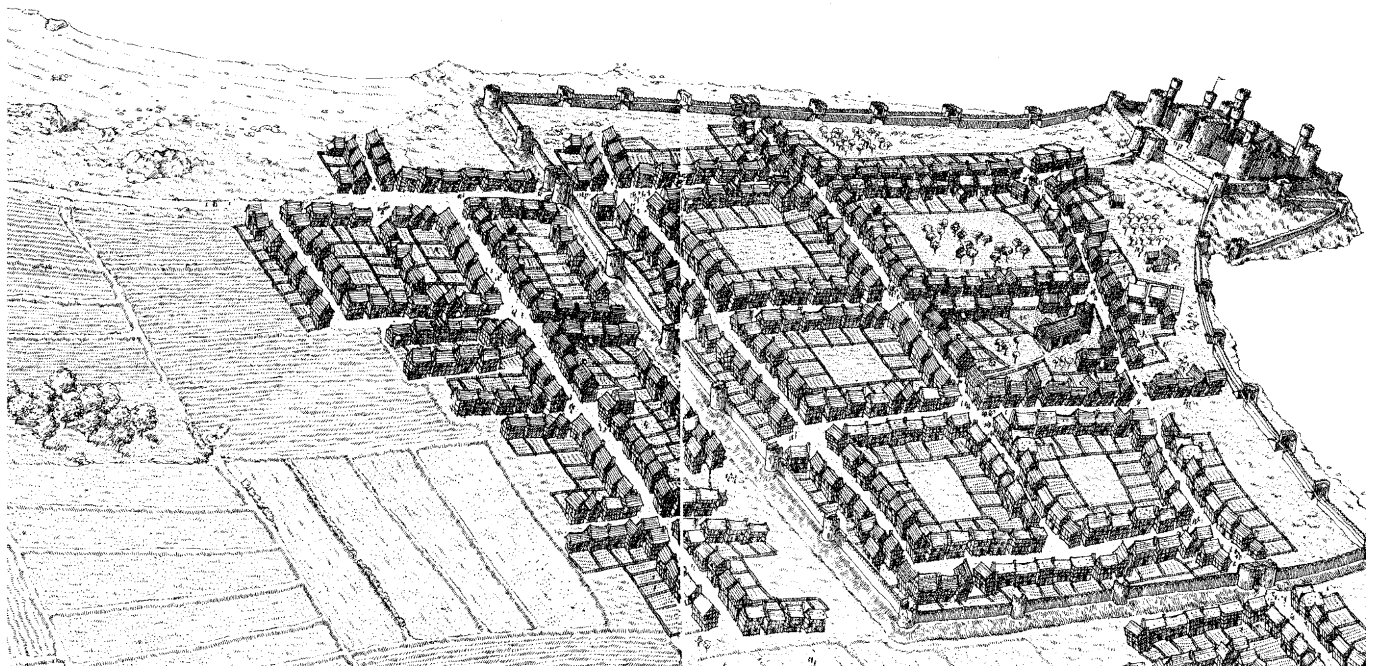


Table II: Frontier Manor

Men in Service to Overlord																
ld6	Holding	Kts	Sqr	Sgt	Men	P. Sgt	Bks	Arm	Scr	Chap	mer	Yeoman	Serfs	Fief's Revenue	Rent from Vassals	Area of Holding
1	SFMH 1	3	3	10	25	16	1	1	0	1	0	30	125	25	10	75 sq. mi.
2	SFMH 2	3	3	10	25	16	2	1	0	1	10	30	125	30	10	85 sq. mi.
3	LFMH 3+	5	5	15	40	20	2	2	1	1	10	50	150	50	15	96 sq. mi.
	SFMH 1	3	3	10	25	16	1	1	0	1	0	30	125	25	10	75 sq. mi.

	Totals =	8	8	25	65	36	3	3	1	2	10	80	275	75	25	171 sq. mi.
4	SHELL KEEP 4	5	5	15	50	20	2	2	1	1	20	50	150	50	20	107 sq. mi.
	SFMH 1	3	3	10	25	16	1	1	0	1	0	30	125	25	10	75 sq. mi.
	SFMH 1	3	3	10	25	16	1	1	0	1	0	30	125	25	10	75 sq. mi.
	Totals =	11	11	35	100	52	4	4	1	3	20	110	400	100	40	257 sq. mi.
5	SHELL KEEP 5	6	6	20	50	32	3	2	1	1	20	100	300	75	50	160 sq. mi.
	SFMH 1	3	3	10	25	16	1	1	0	1	0	30	125	25	10	75 sq. mi.
	SFMH 1	3	3	10	25	16	1	1	0	1	0	30	125	25	10	75 sq. mi.
	SFMH 1	3	3	10	25	16	1	1	0	1	0	30	125	25	10	75 sq. mi.
	SFMH 1	3	3	10	25	16	1	1	0	1	0	30	125	25	10	75 sq. mi.
	Totals =	18	18	60	150	96	7	6	1	5	20	220	800	175	90	460 sq. mi.
6	CASTLE 1	6	7	25	50	36	3	3	1	1	20	100	300	75	75	200 sq. mi.
	SFMH 2	3	3	10	25	16	2	1	0	1	10	30	125	30	10	85 sq. mi.
	SFMH 1	3	3	10	25	16	1	1	0	1	0	30	125	25	10	75 sq. mi.
	SFMH 1	3	3	10	25	16	1	1	0	1	0	30	125	25	10	75 sq. mi.
	SFMH 1	3	3	10	25	16	1	1	0	1	0	30	125	25	10	75 sq. mi.
	SFMH 1	3	3	10	25	16	1	1	0	1	0	30	125	25	10	75 sq. mi.
	Totals =	21	22	75	175	116	9	10	1	6	30	250	725	205	125	585 sq. mi.

Table III: Knights Bannerette and Lesser Barons Holdings
Men in Service to Overlord

ld6	Holding	Kts	Sqr	Sgt	Men	P. Sgt	Bks	Arm	Scr	Chap	mer	Yeoman	Serfs	Fief's Revenue	Rent from Vassals	Area of Holding
1	CASTLE 1/A	7	7	25	50	36	2	2	1	1	15	100	300	75	75	225 sq. mi.
	SFMH 2	3	3	10	25	16	2	1	0	1	10	30	125	30	10	85 sq. mi.
	SFMH 2	3	3	10	25	16	2	1	0	1	10	30	125	30	10	85 sq. mi.
	SFMH 1	3	3	10	25	16	1	1	0	1	0	30	125	25	10	75 sq. mi.
	SFMH 1	3	3	10	25	16	1	1	0	1	0	30	125	25	10	75 sq. mi.
	SFMH 1	3	3	10	25	16	1	1	0	1	0	30	125	25	10	75 sq. mi.
	Totals =	22	22	75	175	116						250	925	210	125	620 sq. mi.
2	CASTLE 1/B	7	7	25	50	36	2	2	1	1	15	100	300	75	75	225 sq. mi.
	SFMH 2	3	3	10	25	16	2	1	0	1	10	30	125	30	10	85 sq. mi.
	SFMH 2	3	3	10	25	16	2	1	0	1	10	30	125	30	10	85 sq. mi.
	SFMH 1	3	3	10	25	16	1	1	0	1	0	30	125	25	10	75 sq. mi.
	SFMH 1	3	3	10	25	16	1	1	0	1	0	30	125	25	10	75 sq. mi.
	SK 4*	11	11	35	100	52						110	400	100	40	257 sq. mi.
	Totals =	30	30	100	250	152						330	1200	285	155	802 sq. mi.
3	CASTLE 1/C	7	7	25	50	36	2	2	1	1	15	100	300	75	75	225 sq. mi.
	SFMH 2	3	3	10	25	16	2	1	0	1	10	30	125	30	10	85 sq. mi.
	SFMH 2	3	3	10	25	16	2	1	0	1	10	30	125	30	10	85 sq. mi.
	SFMH 1	3	3	10	25	16	1	1	0	1	0	30	125	25	10	75 sq. mi.
	SFMH 1	3	3	10	25	16	1	1	0	1	0	30	125	25	10	75 sq. mi.
	SK 5*	18	18	60	150	96						220	800	175	90	385 sq. mi.
	Totals =	37	37	125	300	196						440	1600	360	205	930 sq. mi.
4	CASTLE 1/D	7	7	25	50	36	2	2	1	1	15	100	300	75	75	225 sq. mi.
	SFMH 2	3	3	10	25	16	2	1	0	1	10	30	125	30	10	85 sq. mi.
	SFMH 2	3	3	10	25	16	2	1	0	1	10	30	125	30	10	85 sq. mi.
	SFMH 1	3	3	10	25	16	1	1	0	1	0	30	125	25	10	75 sq. mi.
	SK 4*	11	11	35	100	52						110	400	100	40	257 sq. mi.
	SK 5*	18	18	60	150	96						220	800	175	90	385 sq. mi.
	Totals =	45	45	150	375	232						520	1875	435	235	1112 sq. mi.
5	CASTLE 1/E	7	7	25	50	36	2	2	1	1	15	100	300	75	75	225 sq. mi.
	SFMH 2	3	3	10	25	16	2	1	0	1	10	30	125	30	10	85 sq. mi.
	SFMH 2	3	3	10	25	16	2	1	0	1	10	30	125	30	10	85 sq. mi.
	LFMH 3*	8	8	25	65	36	2	2	1	1	10	80	275	75	25	171 sq. mi.
	SK 4*	11	11	35	100	52						110	400	100	40	257 sq. mi.
	SK 5*	18	18	60	150	96						220	800	175	90	385 sq. mi.
	Totals =	50	50	165	415	252						570	2025	485	250	1208 sq. mi.
6	CASTLE 1/F	7	7	25	50	36	2	2	1	1	15	100	300	75	75	225 sq. mi.
	SFMH 2	3	3	10	25	16	2	1	0	1	10	30	125	30	10	85 sq. mi.
	LFMH 3	8	8	25	65	36	2	2	1	1	10	80	275	75	25	171 sq. mi.
	LFMH 3*	8	8	25	65	36	2	2	1	1	10	80	275	75	25	171 sq. mi.
	SK 4*	11	11	35	100	52						110	400	100	40	257 sq. mi.
	SK 5*	18	18	60	150	96						220	800	175	90	385 sq. mi.
	Totals =	55	55	180	485	272						620	2175	530	265	1294 sq. mi.

*Holdings of vassals who have sub-infeudated their lands and have vassals of their own. See Frontier Manor LFMH 3, Shelf Keep 4 and Shell Keep 5 to determine the nature of **these holdings**.

Table IV: Baronial Holdings, Interior Manor
Men in Service to Overlord

ld6	Holding	Kts	Sqr	Sgt	Men	P. Sgt	Bks	Arm	Scr	Chap	mer	Yeoman	Serfs	Fief's Revenue	Rent from Vassals	Area of Holding
1	CASTLE I	10	10	36	50	36	3	3	1	1	20	100	300	100	75	192 sq. mi.
	SFMH 3*	3	3	11	30	16						30	150	50	30	72 sq. mi.
	SFMH 4*	6	6	19	50	28						55	250	80	50	128 sq. mi.
	LFMH 5*	10	10	30	80	32						90	350	145	90	198 sq. mi.
	LFMH 5*	10	10	30	80	32						90	350	145	90	198 sq. mi.
	LFMH 5*	10	10	30	80	32						90	350	145	90	198 sq. mi.
	Totals = 49	49	156	370	176							455	1750	665	425	986 sq. mi.
2	CASTLE II	10	10	36	60	48						125	400	150	100	230 sq. mi.
	SFMH 3*	3	3	11	30	16	3	3	1	1	20	30	150	50	30	72 sq. mi.
	SFMH 4*	6	6	19	50	28						55	250	80	50	128 sq. mi.
	LFMH 5*	10	10	30	80	32	2	2	1	1	10	90	350	145	90	198 sq. mi.
	LFMH 5*	10	10	30	80	32	2	2	1	1	10	90	350	145	90	198 sq. mi.
	LFMH 5*	10	10	30	80	32	2	2	1	1	10	90	350	145	90	198 sq. mi.
	LFMH 5*	10	10	30	80	32	2	2	1	1	10	90	350	145	90	198 sq. mi.
Totals = 59	59	186	460	220							570	2200	860	540	1222 sq. mi.	
3	CASTLE III	12	12	48	100	60	3	3	1	1	30	150	500	175	125	295 sq. mi.
	SFMH 3*	3	3	11	30	16						30	150	50	30	72 sq. mi.
	SFMH 4*	6	6	19	50	28						55	250	80	50	128 sq. mi.
	LFMH 5*	10	10	30	80	32	2	2	1	1	10	90	350	145	90	198 sq. mi.
	LFMH 5*	10	10	30	80	32	2	2	1	1	10	90	350	145	90	198 sq. mi.
	LFMH 5*	10	10	30	80	32	2	2	1	1	10	90	350	145	90	198 sq. mi.
	LFMH 5*	10	10	30	80	32	2	2	1	1	10	90	350	145	90	198 sq. mi.
CAS. I/A*	22	22	75	175	116						250	925	210	125	620 sq. mi.	
Totals = 83	83	273	675	348							845	3225	1095	690	1907 sq. mi.	
4	CASTLE IV	15	15	60	150	72	4	3	1	2	50	200	600	250	150	385 sq. mi.
	SFMH 3*	3	3	11	30	16						30	150	50	30	72 sq. mi.
	SFMH 4*	6	6	19	50	28						55	250	80	50	128 sq. mi.
	LFMH 5*	10	10	30	80	32	2	2	1	1	10	90	350	145	90	198 sq. mi.
	LFMH 5*	10	10	30	80	32	2	2	1	1	10	90	350	145	90	198 sq. mi.
	LFMH 5*	10	10	30	80	32	2	2	1	1	10	90	350	145	90	198 sq. mi.
	CAS. I /A*	22	22	75	175	116						250	925	210	125	620 sq. mi.
	CAS. I/13*	30	30	100	250	152						330	1200	285	155	802 sq. mi.
CAS. I/C*	37	37	125	300	196						440	1600	360	205	930 sq. mi.	
Totals = 143	143	480	1195	676							1575	5775	1670	985	3531 sq. mi.	
5	CASTLE V	20	20	80	200	84	5	3	1	2	50	250	800	350	200	485 sq. mi.
	LFMH 5*	10	10	30	80	32	2	2	1	1	10	90	350	145	90	198 sq. mi.
	LFMH 5*	10	10	30	80	32	2	2	1	1	10	90	350	145	90	198 sq. mi.
	LFMH 5*	10	10	30	80	32	2	2	1	1	10	90	350	145	90	198 sq. mi.
	LFMH 5*	10	10	30	80	32	2	2	1	1	10	90	350	145	90	198 sq. mi.
	LFMH 5*	10	10	30	80	32						90	350	145	90	198 sq. mi.
	CAS. I/A*	22	22	75	175	116						250	925	210	125	620 sq. mi.
	CAS. I/13*	30	30	100	250	152						330	1200	285	155	802 sq. mi.
	CAS. I/C*	37	37	125	300	196						440	1600	360	205	930 sq. mi.
CAS. II*	59	59	186	450	208						545	2100	810	515	1184 sq. mi.	
Totals = 218	218	716	1775	916							2265	8375	2740	1650	5011 sq. mi.	
6	CASTLE VI	25	25	100	250	100	5	4	1	2	100	300	1000	500	300	617 sq. mi.
	LFMH 5*	10	10	30	80	32	2	2	1	1	10	90	350	145	90	198 sq. mi.
	LFMH 5*	10	10	30	80	32	2	2	1	1	10	90	350	145	90	198 sq. mi.
	LFMH 5*	10	10	30	80	32	2	2	1	1	10	90	350	145	90	198 sq. mi.
	LFMH 5*	10	10	30	80	32	2	2	1	1	10	90	350	145	90	198 sq. mi.
	CAS. I/A*	22	22	75	175	116						250	925	210	125	620 sq. mi.
	CAS. I/13*	30	30	100	250	152						330	1200	285	155	802 sq. mi.
	CAS. I/C*	37	37	125	300	196						440	1600	360	205	930 sq. mi.
	CAS. II*	59	59	186	450	208						545	2100	810	515	1184 sq. mi.
	CAS. II*	59	59	186	450	208						545	2100	810	515	1184 sq. mi.
CAS. III*	83	83	273	675	348						845	3225	1095	690	1907 sq. mi.	
Totals = 355	355	1165	2870	1456							3615	13550	4650	2865	8036 sq. mi.	

Table V: Baronial Holdings, Frontier Manor
Men in Service to Overlord

ld6	Holding	Kts	Sqr	Sgt	Men	P. Sgt	Bks	Arm	Scr	Chap	mer	Yeoman	Serfs	Fief's Revenue	Rent from Vassals	Area of Holding
1	CASTLE I	10	10	36	50	36						100	300	100	75	225 sq. mi.
	LFMH 3*	8	8	25	65	36						80	275	75	25	171 sq. mi.
	LFMH 3*	8	8	25	65	36						80	275	75	25	171 sq. mi.
	SK 4*	11	11	35	100	52						110	400	100	40	257 sq. mi.
	SK 4*	11	11	35	100	52						110	400	100	40	257 sq. mi.
	SK 5*	18	18	60	150	96						220	800	175	90	385 sq. mi.
	Totals =	66	66	216	530	308						700	2450	625	295	1466 sq. mi.
2	CASTLE II	10	10	36	60	48						125	400	150	100	230 sq. mi.
	LFMH 3*	8	8	25	65	36						80	275	75	25	171 sq. mi.
	LFMH 3*	8	8	25	65	36						80	275	75	25	171 sq. mi.
	SK 4*	11	11	35	100	52						110	400	100	40	257 sq. mi.
	SK 4*	11	11	35	100	52						110	400	100	40	257 sq. mi.
	SK 5*	18	18	60	150	96						220	800	175	90	385 sq. mi.
	SK 5*	18	18	60	150	96						220	800	175	90	385 sq. mi.
Totals =	84	84	276	690	416						945	3350	850	410	1856 sq. mi.	
3	CASTLE III	12	12	48	100	60						150	500	175	125	295 sq. mi.
	LFMH 3*	8	8	25	65	36						80	275	75	25	171 sq. mi.
	LFMH 3*	8	8	25	65	36						80	275	75	25	171 sq. mi.
	SK 4*	11	11	35	100	52						110	400	100	40	257 sq. mi.
	SK 4*	11	11	35	100	52						110	400	100	40	257 sq. mi.
	SK 4*	11	11	35	100	52						110	400	100	40	257 sq. mi.
	SK 5*	18	18	60	150	96						220	800	175	90	385 sq. mi.
	CAS. I/C	37	37	125	300	196						440	1600	360	205	930 sq. mi.
Totals =	116	116	388	980	580						1 300	4650	1 160	590	2723 sq. mi.	
4	CASTLE IV	15	15	60	150	72						200	600	250	150	385 sq. mi.
	LFMH 3*	8	8	25	65	36						80	275	75	25	171 sq. mi.
	LFMH 3*	8	8	25	65	36						80	275	75	25	171 sq. mi.
	SK 4*	11	11	35	100	52						110	400	100	40	257 sq. mi.
	SK 4*	11	11	35	100	52						110	400	100	40	257 sq. mi.
	SK 5*	18	18	60	150	96						220	800	175	90	385 sq. mi.
	CAS. I/C	37	37	125	300	196						440	1600	360	205	930 sq. mi.
	CAS. I/D	45	45	150	375	232						520	1875	435	235	1112 sq. mi.
CAS. I/E	50	50	165	415	252						570	2025	485	250	1208 sq. mi.	
Totals =	203	203	680	1720	1024						2330	8250	2055	1060	4876 sq. mi.	
5	CASTLE V	20	20	80	200	84						250	800	350	200	485 sq. mi.
	LFMH 3*	8	8	25	65	36						80	275	75	25	171 sq. mi.
	LFMH 3*	8	8	25	65	36						80	275	75	25	171 sq. mi.
	SK 4*	11	11	35	100	52						110	400	100	40	257 sq. mi.
	SK 4*	11	11	35	100	52						110	400	100	40	257 sq. mi.
	SK 5*	18	18	60	150	96						220	800	175	90	385 sq. mi.
	CAS. I/C*	37	37	125	300	196						440	1600	360	205	930 sq. mi.
	CAS. I/D*	45	45	150	375	232						520	1875	435	235	1112 sq. mi.
	CAS. I/E*	50	50	165	415	252						570	2025	485	250	1208 sq. mi.
CAS. II*	84	84	276	690	416						945	3350	850	410	1856 sq. mi.	
Totals =	292	292	976	2460	1452						3325	11800	3005	1520	6832 sq. mi.	
6	CASTLE VI	25	25	100	250	100						300	1000	500	300	617 sq. mi.
	LFMH 3*	8	8	25	65	36						80	275	75	25	171 sq. mi.
	SK 4*	11	11	35	100	52						110	400	100	40	257 sq. mi.
	SK 4*	11	11	35	100	52						110	400	100	40	257 sq. mi.
	SK 5*	18	18	60	150	96						220	800	175	90	385 sq. mi.
	CAS. I/C*	37	37	125	300	196						440	1600	360	205	930 sq. mi.
	CAS. I/D*	45	45	150	375	232						520	1875	435	235	1112 sq. mi.
	CAS. I/E*	50	50	165	415	252						570	2025	485	250	1208 sq. mi.
	CAS. I/F*	55	55	180	485	272						620	2175	530	265	1294 sq. mi.
	CAS. II*	84	84	276	690	416						945	3350	850	410	1856 sq. mi.
CAS. III*	116	116	388	980	580						1300	4650	1160	590	2466 sq. mi.	
Totals =	460	460	1539	3910	2284						5215	18550	4770	2450	10553 sq. mi.	

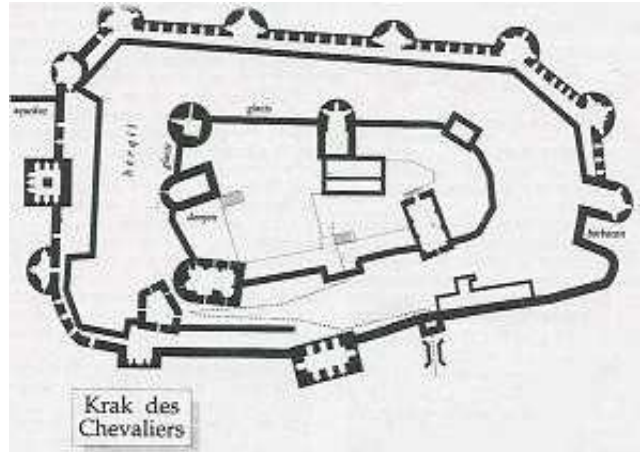



Table VI: Towns

ld20	Population	Wall	Citadel	Mer.Sgt	Mer Men	Militia	Tax to overlord	Tax to town
1	250	-	-	-	-	20-30	8gp	8gp
2	500	-	-	-	-	50-70	15gp	15gp
3	1000+	18'	-	4	10	80	30gp	30gp
4	1500+	18'	-	8	20	100	50gp	50gp
5	2000+	18'	-	8	20	125	60gp	60gp
6	3000+	18'	SK 35'	12	30	200	100gp	100gp
7	4000+	18'	SK 35'	12	40	250	125gp	125gp
8	5000+	18'	SK 35'	20	50	400	175gp	150gp
9	6000+	18'	SK 35'	24	70	500	200gp	175gp
10	7000+	25'	I Cas	30	90	600	250gp	200gp
11	8000+	25'	I Cas	32	100	700	280gp	220gp
12	9000+	25'	I Cas	40	125	800	320gp	230gp
13	10000+	25'	II Cas	48	150	1000	350gp	250gp
14	12500+	25'	III Cas	60	175	1250	420gp	300gp
15	15000+	25'	IV Cas	75	200	1500	500gp	350gp
16	17500+	25'	IV Cas	100	250	1750	600gp	400gp
17	20000+	25'	V Cas	125	300	2000	680gp	450gp
18	25000+	30'	VI Cas	150	350	2500	750gp	500gp
19	30000+	30'	VI Cas	175	400	3000	800gp	550gp
20	40000+	35'	VI Cas	200	500	4000	900gp	600gp

Population = Adult citizens 20% are fit for Military service.
 Wall = Height of Wall surrounding town, 25'+ walls have moats. All Walls have one or more Fortified Gates.
 Citadel = Type of inner fortification commanding the town.
 Mer. Sgts = Mercenary Sergeants employed by town.
 Mer Men = Mercenary Men-At-Arms employed by town.
 Tax to overlord = Taxes paid to Overlord if Town not Chartered or Independent.
 Tax to town = The Monthly Revenue generated by town.

Feudal Rights and Obligations

L In return for a grant of land a vassal assumed certain obligations which were attached to his title to the holding and failure to discharge them could result in dishonor and the loss of the fief. Neither was the Overlord free of obligation, for he was expected to guarantee the right of his vassal to hold and enjoy the lands granted to him. Many of the "rules" of conduct in *Chivalry & Sorcery* are therefore restatements of the real customs and laws of the Feudal Age.

MILITARY SERVICE: A vassal is obliged to provide fighting men for 60 days when his lord goes to war. In *Chivalry & Sorcery* this means bringing 1/2 of the basic forces which a vassal possesses (excluding serfs): All costs are absorbed by the vassal until the 61st day, when the Overlord must begin paying the troops or they are free to return home. The purists will note that 40 days of service were common in Medieval Europe, but 60 days will prove easier to manage and more satisfactory to effective campaigning.

SCUTAGE: Instead of providing military service, a vassal may pay to his Overlord the amount of money required to hire Mercenaries to serve in the place of the troops owed.

DEFENSIVE WAR: When an Overlord or his vassal is attacked by enemies, each is under a strict obligation to come to the aid of the other for as long as is necessary to drive the foe from the land. While the obligation does not extend to suicidal measures, it does demand that an honest attempt be made. If an Overlord fails in his obligation to defend and protect his vassal, the vassal is free

to honourably seek another Lord who will protect his interests. In such an instance, the charge of "treason" is hard to press against a vassal, for his Lord will have to expose to world view his own "betrayal." However if a vassal does not come to the aid of his lord, he is open to the charge of "treason;" and when his Lord is finally free to deal with the matter the vassal will be in grievous difficulty.

ESCHEAT PROPTER DELICTOM TENENTIS: If the vassal commits a felony and is convicted of the offense, the land "escheats" to the Overlord. Treason and breaches of faith arising out of feudal obligation are the most common causes of land reverting to the Lord. While a trial in court or on the field of honor in Trial by Combat a l'Outrance (to the death) is usually necessary to prove the charge, a deliberate refusal of the accused to answer the charges is an admission of guilt and the land automatically reverts to the Overlord. The vassal can be declared outlaw in such instances and slain on sight, but he is usually slain in defense of his lands when the Overlord comes with an army to recover his property.

PRIVATE WAR: While wars are fought between nations, they are also fought between Lords who are political rivals or who have grudges to settle. Generally, the right of "private war" is not regarded by Overlords to extend to their vassals--especially when both sides include vassals of the same lord. To discourage the practice, Overlords deal sternly with offenders who have no valid reasons for their actions. **RELIEF:** When a new tenant succeeds to land, the Overlord is entitled to 1-10% of the annual net income of a Knight's fief and 1-20% of the net annual income of a Baronial holding. If the fief is held directly from the King, "proof" has

to be provided in the courts that the new tenant is the rightful heir. Proof tends to cost about 10% of the annual net income of the holding, in addition to "relief."

AIDS: An Overlord can levy a special assessment against vassals on three occasions:

1. Ransom: When the Overlord is captured, he can require his vassals to pay 3/4 of the amount, divided amongst them according to their net incomes. A maximum of one ransom may be requested per year of any vassal.
2. Knighting the Eldest Son: The knighting of one's son and heir is an expensive business because honor demands a lavish ceremony and Tournament. To help with the costs of such a spectacle, an Overlord can demand 1 month's net income from each of his vassals.
3. Marriage of the Eldest Daughter: An Overlord usually married off his eldest daughter to cement an important alliance, so a considerable dowry was necessary. Again, 1 month's net income can be demanded from each vassal to defray costs.

WARDSHIP: Whenever an existing tenant dies leaving a male heir under 21 or female under 25, the Overlord has the right to control the estate until his ward is old enough to assume tenancy. All of the income of the estate may be used as the Overlord wishes, and he may administer the lands as he sees fit, with a restriction being placed only on his selling, mortgaging or granting it to another. As for the ward, the Overlord has the right to choose anyone he wants as a marriage partner for his ward. If the ward refuses a proper marriage, a full year's net income must be paid to the guardian. If the ward marries without the guardian's consent, two years' net income is forfeited to the guardian. Finally, upon reaching majority a ward must sue for "livery" or the right to enforce delivery of the land. For this privilege the Overlord is paid 50% of the net income of the land. Wardship is "assignable," furthermore; as a reward to a faithful vassal, an Overlord may grant him wardship of a minor and his estates.

PAYING COURT: A vassal is expected to wait upon the pleasure of his Overlord at those times when his suzerain desires a great retinue to give prestige to his baronial court or to his entourage when he goes to tournaments. At such gatherings, large numbers of loyal vassals are a visible reminder to other Lords that a noble has ample military power at his disposal. Also, a vassal may be called upon to assist in dispensing justice—a matter of great responsibility for the judges so appointed. In general a vassal who fails in these matters will earn his Lord's displeasure.

HOSPITALITY: A vassal is expected to render his Lord proper hospitality when he has been honored by a visit. For his part the Overlord will hopefully refrain from taxing the resources of his vassal by bringing a great entourage that will despoil the castle larder for months to come. Needless to say, such "visitations" are widely considered to be mixed blessings.

LOYALTY: A vassal must never betray his Lord's Secrets to anyone not in the Lord's own following and privy to the Lord's confidence. Nor may he go over to the side of his Lord's enemies or repudiate his vows of homage. To do so is "treason" the most foul of all feudal crimes. However, it should again be noted that a major violation of the vassal's rights by his Overlord may give grounds for changing allegiance, provided it is not in a time of dire emergency and is not an act designed to place one's Overlord in grave jeopardy. In return and Overlord is obligated to show "good faith" toward a loyal vassal, treating him justly and showing him favor when he does a great service for the Overlord.

Feudal obligation can best be summed up in the ceremonies of "homage" and "fealty" conducted to seal the relationship of suzerain and vassal. The traditional oath of homage and the response are as follows:

"Sire, I enter into your homage and faith and become your man by mouth and hands, and I swear and promise to keep faith and loyalty to you against all others, saving only the just rights of those from whom I hold other fiefs and rights, and I swear to guard your rights with all my strength and my Life."

"We do promise you, our faithful vassal, that we and our heirs will guarantee to you the lands held of us, to you and your heirs against every creature with all our power, to hold these lands and enjoy their use in peace and in quiet."

Technically, the first oath is the "homage," the vow to serve faithfully. It is utterly binding because upon it rests the claim of the fiefholder to his lands. To break one's oath of "homage" is to renounce title. The second oath is that of suzerain to vassal to give personal protection to all the rights of his vassal so long as he remains loyal.

The second oath sworn is the "fealty," which the vassal swears upon holy relics:

"In the name of God and in reverence of these sacred relics, I swear that I will truly keep the vow which I have taken and will always remain faithful to my liege lord."

Upon swearing fealty, the vassal is ceremoniously handed a lance, glove, baton, or some other symbol indicating that he has been "invested" in the possession of his fief.

High Justice



High Justice is a right reserved to the nobility and favoured knights. A person's rank in society is determined by birth and, as such, is divine in origin. Thus the nobility is seen as privileged in the eyes of God and it is their divine right to rule those below their social station. Because of the high station of the nobility, the only major crimes for them are:

Treason against one's liege lord.

Rebellion against one's liege lord.

Conspiracy against one's liege lord.

The penalty for any of these crimes is either Trial of Arms a l'Outrance or the headsman's axe after a trial by one's peers. The power of High Justice was vested in the King's High Justices, the King and the great Tenants-in-Chief, and a few picked Knights.

If a noble vassal is treated unfairly, he could stage an honorable rebellion against his suzerain. The degree of punishment exacted must be equal to the crime, and depending upon the nature of the oppression which drove him to rebellion there are five degrees of severity in the punishments:

1. Temporary loss of honour. Dishonour could last 1 month to 1 year.
2. Disgrace or permanent loss of honour, subject to the performance of a great deed to restore that honor.
3. Disgrace and loss of lands.
4. Disgrace, loss of lands, and banishment.
5. Death.

The bonds between the Overlord and his vassals are dependent on the honour and loyalty of both, so both must show strong will and discipline in their dealings with each other. A charge made by an Overlord against a vassal must be proved; otherwise dissention could result among the other vassals.

Low Justice



Low Justice or Common Justice was reserved for the Commoners and was administered by the King's Justices and by the Baronial Courts. There are five distinct groups of crime under this heading:

1. HIGH CRIMES: All offenses in this section carry the death penalty:

Treason, Rebellion, Conspiracy, Espionage: death by hanging, drawing, and quartering. Immediate members of the family may also be subject to punishment. All lands forfeit.

Murder: death by hanging.

Poisoning: death by burning at the stake.

Cannibalism or Skinning Human Bodies: death by being thrown to wild dogs.

Perjury: death by hanging. The offense includes lying under oath in Court and also making false accusations

Smuggling: death by hanging.

Desecration of a Church: death by impalement.

Streetwalking: death by hanging.

Bearing Chivalric Arms: 10 lashes; second offense: death by hanging, drawing, and quartering.

Riding a Horse: 10 lashes. However, Petit Sergeants and wealthy Commoners tend to have special rights in such cases and are not charged. Members of the military are exempt from this law.

Arson: Death by hanging or burning at the stake

Striking a "Fool": 5 lashes. Feeble-minded folk are protected from abuse by law.

2. THEFT:

Piracy: death by hanging or 1000 lashes.

Debt: If a debt is not paid in the agreed time, the aggrieved party may sue for payment. This may bring the seizure of goods, monies, or land to pay the debt. Nobles secure their debts with sealed deeds (promises) which even a Commoner can enforce in a Court to recover the money owed to him. An impoverished Commoner can be forced into service to pay off a debt he is unable to satisfy. Refusal to make enforced payment by service is punishable by death if the debtor runs away. Breach of Contract: Failure to live up to one's word is to become "dishonored." In the business world, that is committing financial suicide for no one will deal with a man who breaks business agreements. Recovery of losses can be

obtained in Court.

Horse Theft: death by hanging.

Theft of Pepper or Silk: death by the cutting of the throat.

Robbery on the King's Highroad: death by hanging

Poaching in the Royal Forest: loss of a hand. The offense also applies to poaching in a forest belonging to a noble.

Theft of a Beast of Burden: 24 lashes.

Cattle "Lifting": 24 lashes. This offense include the theft of such animals as goats, sheep, etc., not just cattle.

Mugging: 24 lashes. A second offense brings loss of a hand and branding. A third offense carries the penalty of death by hanging.

Cutpurse: 24 lashes. A second offense brings loss of a hand and branding. The crime includes all forms of non-violent theft.

3. Torts: These "crimes" in fact include both intentional and accidental damage to property or injury to persons. Nobles may bring actions against each other for Torts.

Destruction of Another's Property: compensation if unintentional; double or triple damages (punitive) if intentional. Commoners receive 24 lashes for intentional tort.

Injury to Person: compensation. A commoner will receive 10sp + 1d6sp per damage point suffered. A Nobleman (if he does not cut the offender down on the spot) will receive 1gp + 2d6gp per damage point. This is tripled for titled nobles. If the offense was deliberate, a commoner will be charged with Assault as well and may receive 24 lashes if he struck a Commoner. A deliberate offense against a Nobleman is Rebellion and punishable by death. Nobles will always resort to Trial by Combat or the Pas des Armes to settle such matters between themselves as an affair of honour.

Replevin: An action to recover property wrongfully taken from the owner. Such an action is in addition to any other charges that might be pending. Nobles are forced to resort to such actions if they are not prepared to go to Private War with another noble. Generally, such complaints are heard in the Royal Courts, but a vassal may raise the issue when it concerns another vassal by bringing the action in the Court of their Overlord. If the property cannot be restored or is restored in damaged condition, appropriate compensation must be paid.

4. BUSINESS LAW:

Usury: Except for non-believers and certain privileged foreign bankers, the charging of interest on a loan is banned. The penalty is 1-3 times the interest paid as a fine to the Court. Only Bankers and moneylenders and moneychangers are exempt.

Fraud: Any false representation of goods or making false promises is punishable by fines and also restitution to the injured party. The amount of the fine tends to be 1-3 times the profit made on the "shady" deal.

5. LAW OF VASSALS IN LIVERY: The Knight is the Lord of his lands and his word is generally law to those living in his domain. However, unless he is totally evil, he will give Low Justice tempered with mercy and understanding. Because the average Knight has only a few vassals to deal with, he can take a personal interest in his subjects and take into account circumstances which go far beyond the crime itself.

A noble can pass his own codes in his domain, but for the most part such "laws" deal with breach of custom and the "common Law." He does have special rights, however, such as being able to charge tolls for crossing his land, etc., which he can enforce against strangers. However, he has no jurisdiction over the King's Highroad except to act as a peace officer and arrest wrongdoers.

The worst breach of law, next to capital crimes, that a Serf can commit is to run away from the domain of his Lord. A Serf is bound to the land until released by his Lord, and unless he lives for a year and a day within the boundaries of a town, he can be apprehended and returned to his Lord. A recaptured Serf will have to throw himself upon the mercy of his Lord, for in such matters the fiefholder has the power of life and death.

Courts. However, it was not until the 13th Century that a noble of great power was assured of great difficulty if he put a cleric on trial in his own Court. Thus, as one grand scenario in **Chivalry & Sorcery**, the question of Church and State prerogatives can be fought out again--remember St. Thomas a Becket and Henry II of England?

Canon Law did extend to all members of the land with regard to five crimes.

All men are bound by their Covenant with God and a man who breaks that bond, however high his rank or great his power it not above Divine Justice. To enforce these laws, the Church hierarchy would resort to Excommunication, Interdict, and any other prescription they felt would be effective. Since the vast majority of the population was deeply religious and desperately feared a total ban on Church activities on their behalf, even Kings had to answer for crimes against God:

ATHEISM: stating publicly that there is no God.

HERESY: denying the Church as the representative of God on earth or Church doctrine and dogma as being true and correct.

BLASPHEMY: showing abuse or contempt for God and/or presenting false prophets or gods in the place of the one true God.

SACRILEGE: desecrating sacred and holy relics, books, churches, etc.

WITCHCRAFT: practising the art of Black Magick to harm or injure someone or his property, or consorting with the Demons and Devils of Hell. Note: The practice of Magick as such is not "witchcraft" until it is used to do harm to someone in a way that a Court would interpret as premeditated like any other crime. Dealing with the Powers of Darkness is, however, utterly forbidden.

Depending upon the severity of the crime, the character of the accused (alignment and past conduct of the character are important here), and his repentance, the sentence will range in **Chivalry & Sorcery** from a severe penance to a dangerous Quest to atone for crimes of a somewhat defensible nature. Blatant violations, however, are punishable by death and denial of final rites. Excommunication and eternal damnation may be part of the sentence, which prevents resurrection of a character by any lawful Cleric. The death penalty usually takes the form of hanging on the bucket, burning at the stake, or impalement.

Administering Justice in the Game

Chivalry & Sorcery differs from most previous campaign games of its general type in that it assumes the existence of a society bound by laws. This is partly the result of the fact that men always live by laws, even bad ones. (It is also a reflection of the general disgust many players have with the lawless ego-trippers who delight in butchering anyone with a player weaker than they have.) If there are no witnesses, a crime can probably go undiscovered so long as Magick is not employed to find the truth. If there are witnesses, one can rest assured that a crime will be reported. In the countryside, there is a 10% chance that someone will witness the crime or else evidence pointing the finger of suspicion in the right direction. In the towns, villages, castles, etc., there is a 50% chance that there will be witnesses. Such witnesses may not be readily observable. In the case of Thieves, there is provision for being able to perform a criminal act without being observed.

Trials should be conducted on the basis of the guilty being found guilty. Players know the facts of the matter and if an accusation is brought, a majority vote by the players present is sufficient to convict. It should be remembered that nobles have the right to a Trial by Combat, and it is up to the accusing character to provide the Champion to oppose the accused on the field of honour.


If a player has a character capable of determining guilt or innocence (for example, a Baron), and he has the accused in his power, he can try him and pass sentence. If a miscarriage of justice occurs, others must bring the judge to account. Always remember that nobles are able to "free-wheel" within their domains so long as no one else is able to stop them. Only considerations of "honour" limit the actions of the nobility.

Treason is a crime which may be "tested" in the field of battle as well as in a Trial at Arms between individuals. The offended Lord has the right to refuse Trial at Arms and may resort to military action to settle the matter. A Lord may also step forward to settle any disputes between his vassals in his Baronial Court. Vassals summoned to such a court either appear or risk "treason" charges for contempt.

Canon Law



Canon Law is Church Law. In feudal Europe the Church was a most potent force, comparable to the greatest of nobles and Kings. The Church based its authority on divine right, and claimed the sole prerogative of trying all members of its institutions. In this regard, all breaches of the law except for High Justice were dealt with in Canonical Courts. A sentence for such breaches of law tended to be much less severe than in the Lay



The Warhorse

More important to the Knight than his whole panoply of war, even his treasured sword, is his Destrier. What is a Knight without his horse? Few indeed are the men whom even the best of barons will set above his favorite Destrier. A Knight's horse is his comrade-in-arms in the hunt, in the Tourney, and in battle. Only by their speed, intelligence, and training do they save the lives of Knights when Squire and vassal avail not. When a Knight's charger fails him, he commends his soul to the saints--for soon he will be in Purgatory.

From boyhood a Knight has almost lived in the saddle. When in danger, he knows all the capacities of his charger and trusts him as a result. Such a companion is to be treated with care and respect. He is fed daintily; he is combed and tricked out like a beautiful woman; and when ill, he is physicked and administered to with more wisdom and concern than would be vouchsafed to most members of the castle. Woe to the unhappy Squire who cares not well for his lord's horse!

Stories abound of how horses have succored their masters or stood watch over them when sleeping, giving warning at the approach of enemies. There is even a tale which recounts how a Knight returned home after seven years, much changed by his many hardships, and was not recognized by his family or betrothed, but was by his favorite Destrier.

In a very rare while, a Great Horse chances upon the scene. He is capable of speech like a man, and possesses attributes like those of any other character--but always with above average intelligence, wisdom, dexterity, strength, and constitution. Even an inexperienced Knight mounted on such a horse is the equal of the great warriors of the realm, and an experienced Knight is virtually an unbeatable opponent; for so united are man and horse that the lance always speeds true, the position is always gained for the most advantageous blow, and so powerful and sure of foot is the charger that the Knight need never fear his stumbling or falling in the press of the melee.

When determining the quality of warhorse acquired, the following tables are used. For a cost of 500 SP, an "average" warhorse is obtained, and one die is thrown. If 1500 SP are expended, two dice are thrown, and 1 is added to the total. If 5000 SP are expended, three dice are thrown, and no score below 10 is allowed (roll again):

AVERAGE WARHORSE:

- 1-2 The horse is a "nag," a passable riding horse perhaps, but hopeless in a good fight. He is untrainable to combat, shies away from bodies on the ground, and stumbles +5% more often when "bumped" by other horses or when passing over "littered" ground. He seems to get out of position whenever his rider is about to strike a blow, so -5% hit probability. Last, and worst of all, he will likely run off 75% of the time when his rider is unhorsed.
- 3-5 The horse is a good, honest warhorse, trainable to combat and reliable in a fight.
- 6 The horse appears to have "promise." Check on the "Superior Warhorse" Table.

SUPERIOR WARHORSE

- 2-5 The horse is a good, honest warhorse, trainable to combat and reliable in a fight. However, despite his promising appearance, he is only "average."
- 6-10 A fine warhorse, quick on his feet, and dependable in a fight. In the melee he has 10' extra speed, stumbles or falls -5% as often, and is capable of 10 more miles a day across country than is the average horse.
- 11 A very fine warhorse, quick on his feet, and most dependable in a fight. He will come when called and stand for his master to remount. In the melee, he has 20' extra speed, stumbles or falls -5% as often, and places his rider so that he may strike a blow accurately +5% of the time. Across country, he is capable of 20 miles more than the average horse.
- 12 A real find: This horse has the makings of a "Great Horse:" Roll 3 dice.

GREAT WARHORSE

- 10-13 A superb warhorse, very fast, surefooted, and valiant in battle. In the melee he will come when called and stand for his master to remount. He has 30' extra speed, stumbles or falls -5% as often, and is capable of 40 miles more per day than the average horse.
- 14-17 A "noble" warhorse, fleet, surefooted, and very strong. In the melee, he will come when called and stand for his master to remount, has 40' extra speed, and turns like a horse of the next lower class (if Light, he gains an extra level of turn). He never stumbles in littered, broken, or wet ground; and he falls -10% of the time when "bumped" by other horses. He can carry 50 Dragons of extra weight per level (Light, Medium, Heavy) without fatiguing. He may also travel an additional 50 miles more per day than the average horse.
- 18 A "Great Horse" who is fleet, surefooted, strong, and intelligent. In the melee, he has Light Horse speed plus 50' extra speed, turns like a Light Horse +1 level of turn, and never stumbles in littered, broken, or wet ground. He also has a -15% chance of a bad fall caused by other horses "bumping" him. He is capable of traveling 100 miles extra per day across country without any excessive fatigue, and he may bear an additional 100 Dragons of weight/level. Also check his IQ. If he has an IQ of 8-12, he "talks" and can learn one language per IQ point from base 8. Languages are learned at 1 per level risen by the owner. If the horse has an IQ of 13+, he can learn one language per IQ point above base 8. He also knows 1 "Natural Magick" spell of Level 1 for each IQ point from base 13, with a 90% chance of casting correctly with no backfire. He may cast 1 spell per day for each IQ point from base 12. In all cases, he can find his way home or to a place he has been within the month. He is a loyal horse and cannot be bought or sold without his permission (he will be treacherous if taken forcibly). Permission is given only if he "likes" the buyer (25% chance + 5% for each Lawful point closer to 3 from Law; -5% for each Chaos point). Theft brings escape at the first opportunity.

Class of Horse	Weight Capacity	Encumbrance		Cross Country		Average Speed	Maximum Speed
		Effect	Per 25 Dr.	Range	Speed		
Riding Palfrey	325 Dr.	-10'/-5mph/-5 miles	50 miles	12 mph	25 mph		
Light Warhorse	375 Dr.	-10'/-4mph/-5 miles	75 miles	15 mph	27 mph		
Medium Warhorse	600 Dr.	-10'/-4mph/-5 miles	75 miles	12 mph	24 mph		
Heavy Warhorse	750 Dr.	-10'/-3mph/-5 miles	75 miles	10 mph	22 mph		

Class of Horse	Body	Fatigue	armor	%Hit/%Dodge		Attack	
				1+1-10	1+1-10	2x WDF	MLK 8
Riding Palfrey	10+1-10	1+1-10	1	+5%/-10%		2x WDF	MLK 8
Light Warhorse	15+1-10	3+1-10	1	+15%/-25%		2x WDF	MLK 8
Medium Warhorse	20+1-10	5+1-10	1	+20%/-20%		3x WDF	MLK 8
Heavy Warhorse	25+1-10	8+1-10	1	+25%/-20%		4x WDF	MLK 8
Great Horse	B*+1-10	F*+1-10	1	+35%/-30%		4x WDF	MLK 8

Class of Horse	Gear weight	Padded weight	Barding weight	Chain Armor	Barding weight	Plate Armor	Barding weight
Riding Palfrey	1200	30 Dr.	-	-	-	-	-
Light Warhorse	1300	30 Dr.	50 Dr.	4	-	-	-
Medium Warhorse	1500	40 Dr.	60 Dr.	4	130 Dr.	7	-
Heavy Warhorse	2000	50 Dr.	70 Dr.	4	160 Dr.	7	320 Dr.
Great Horse	2000	50 Dr.	70 Dr.	4	160 Dr.	7	320 Dr.

Horses lose 1 fatigue point for every mile they are pushed beyond their range. If ridden at maximum speed cross country for more than three times the distance they may normally cover in an hour (average speed), horses lose 10% - 60% of their fatigue points. Great Horses may be ridden five times the distance they may cover in an hour at average speed. All horses lose 1 fatigue point per average hourly distance travelled for each 25 Dr. of excess weight carried.

In close combat, horses lose 1 fatigue point per turn after the fourth turn of combat. An additional fatigue point is lost for each 25 Dr. of excess weight carried.

Great Warhorses have a body and fatigue level equal to the class of horse to which they belong plus a bonus. They increase their cross country speed by +1 mph (both average and maximum speeds) per 10 miles extra they can travel in a day.

Horses pushed beyond their fatigue levels begin to take body damage at the same rate as fatigue is assessed.

Horses recover their full fatigue level at a rate of 2 points per hour of rest or walking without a rider, and 8 hours of rest and sleep completely restores fatigue levels.

Body damage heals at 2 points per day. Great Horses double rates of recovering ratio and body levels. When engaged in close combat, horses will kick enemies around them. Warhorses are trained in dressage if Heavy or Great Warhorses and trample their enemies underfoot with 3 X WDF of damage. All others will shy away from fallen bodies 50% of the time and trample at 2 x WDF otherwise. The weapon for trampling is, of course, large hooves.

The Making of a Knight



he higher the rank of the baron, the greater his desire to have many nobly born lads placed in his castle to be "nourished," to serve as his squires and to be trained for Knighthood. It is a friendly courtesy to send word to an old friend, saying to him, "You have a fine son. Send him to my castle, where he will be nourished. When he is of ripe age and trained to arms, I will give him furs and a charger and dub him Knight." Of course, it was a high honour for a young man to enjoy such good fortune. Knights and Petit Nobles often had to send their sons and younger brothers to the manors of relatively poor nobles like themselves who could keep only a few Squires, and who were able to bestow only modest, if honourable, gifts on the youths in their charge when they were Knighted.

Once enrolled as a Squire, a young man usually learned quickly that his lord was a second father to him--rebuking and correcting him with exceeding bluntness. However, he would also assume an equal and unshirking responsibility for all of a Squire's training and upbringing. Thus, whatever else chanced between them, an ex-squire could fight against his former lord and mentor without sheet impiety and ingratitude. It is told of the hero Roland that once Charlemagne struck him in the face to rebuke and chastise him. The hero prepared to strike back, and a tense moment ensued. Then he remembered how Charlemagne had "nourished" him as a young man, and Roland could not strike: He choked back his great anger and accepted an insult which, to him, no other man might give without instant and most deadly retaliation.

In his treatise *Vincit Qui Se Vincit*, Anacronus the Sage has written of the making of a Knight:

"No father or older brother can enforce a discipline sufficient to form a growing lad into a proper Knight. The ties of blood often cause the elder to withhold blows and rebukes when they should be delivered with immediate and unwavering severity. It is fit and proper that a young lord should learn to obey before he governs; for otherwise how can he know what is in the hearts and minds of those he commands in later years, and is it truly possible that he could otherwise appreciate the high nobility of his rank when he becomes Knight?"

Thus sayeth the Sage, and every Squire receives his full share of harsh and unrelenting discipline, not merely from his lord, but also from the older and more experienced Squires who take especial pains to tyrannize over him until they are knighted and leave the Squire's quarters. It is only in this way that a Squire learns the fortitude, self-discipline, and self-confidence required of his high station. If he can bear the worst that his superiors demand of him in his long period of training, he can withstand all adversity.

The Squire begins his apprenticeship as a Page, often as early as the age of seven or eight. At the hands of the gentle women of the castle, he will learn courtly manners, music, poetry, polite speech, perhaps some reading and writing from the castle Chaplain, and all the other skills expected of a person of "gentle" blood.

When he is fourteen or fifteen, he is enrolled as a Squire-in-Training. He is allowed to carry his lord's sword, lance, and shield, and he learns how the experienced Knights use them. Next, he is given weapons and mail of his own. He quickly learns the weight of the hauberk and his body fills out and becomes hard with slabs of muscle as he grows accustomed to the burden. He begins the tedious training of the tilt yard and discovers that a large portion of his happiness in life would consist of being able to hold his lance steady when he is astride a charging destrier, to strike the point home on a hostile shield and, at the same time, to remember to keep his knees firmly gripping the sides of his mount and his own shield covering his breast and head against a mortal blow. The quintain makes his lessons stay forever in his memory, for every time he fails to strike the mark fairly, the heavily padded arm of the mannikin swings around furiously to strike him from the saddle of his galloping horse: Crouch, charge strike, recover. Crouch, charge, strike, recover. He must put it to practice a thousand times, be smashed from horse to pick himself up from the ground and try again. Then, confident that he has become a master, he tilts against older Squires, only to be smitten from the saddle with a force that makes the quintain seem but a mere child's plaything: Crouch, charge, strike, recover...until his body is bruised from head to foot. And also there is the learning of arms, all the weapons a Knight must use in battle--sword and mace and

axe--more long hours of practice day after indeterminate day. Practice, practice until the arm cannot be lifted from the side. Practice until the sword falls from numbed fingers. No, there is no resting: There is no time to rest in the fury of the melee. Practice, practice, practice.

Even as he is learning the arms of war, the Squire also attends to the needs of his lord. Rising at grey dawn, he goes sleepily to the stables to curry and grain his lord's charger. Back to the donjon to assist his lord to dress, and to wait on his lord and lady at table. When noble guests arrive, he sees to their proper reception, prepares their chambers, and attends to their comfort. He also learns all of the details of his master's affairs: for his lord now treats him as a kind of younger self, an extension of his own personality and will. The Squire learns secrets, acts as confidential messenger on matters of great delicacy, carries his lord's privy purse during journeys, and keeps the keys to the coffers when at home. He is also continuing his education in all forms of "courtesy." He is entrusted with the escort of his lady and her young daughters. He entertains them and their lady friends with games, jests, and songs. From them he learns the important conventions of "Courtly Love," and the necessity of all good and gentle Knights of honour women and to champion them in tourney and battle.

To prove his manhood, he kills a great beast, usually a boar or a bear. As he becomes proficient in the use of arms and horse, and has grown "mannerly" enough to be seen in public, his lord takes him on expeditions and to tournaments as a Squire-at-Arms. His task is to stand ready and watchful, for he must rush head-long into the whirling press to rescue his lord if he is unhorsed and falls under the hooves of the meeleing chargers. He sometimes has to fight, too, to prevent his lord from being captured and held to ransom. He fights other young Squires in the contests held for them in the tournaments. In war, he is quickly "blooded" as a warrior, perhaps killing his first man and receiving his first wounds. Out of the fighting, his body aching with bruises and fatigue, he will see to his lord's arms and armor and horse, cook his lord's meals, and see to the Knight's general welfare.

By the time his apprenticeship is ended a Squire is versed in all of the many stern problems of feudal life. He is confident, too, for he has mastered all of the many responsibilities thrust upon him and has learned to give commands with authority and decisiveness. Ideally, he has become an admirable damoiseau or "little lord."

The time for his Knighthood has arrived....


Free giving is the mark of the true nobleman, and the minstrels praise largesse almost as much as bravery in battle. For he is no Knight who is not too courteous. Therefore, a Knight can expect silver to flow through his fingers like water all of his life. Nobles are notorious for their improvidence, yet the one redeeming fact of Chivalric life is that, though the noble is continually giving to others, he is also receiving from others just as constantly. If he honours his vassals with rich gifts, he receives in turn the high prestige of having such vassals in his service. Nor does he merely give of his material substance without receiving material benefit.

There is an incessant exchanging of gifts between allies and comrades--horses and hawks, furs, armor, weapons, even money. All of this comes from the labor of the peasants, of course, but even the villains will raise loud complaint if their lord does not make them scramble for their own coppers when he passes by. And at all times, largesse is never more fulfilling to a lord than in the moment when a chance comes to do high honour to those who have served him well and faithfully, bringing honour to him. The Knighthood of a Squire is one of those moments.

When his Squire comes to him, saying the ancient and honoured formula, "Fair Sire, I demand of you Knighthood," a lord's heart swells. He has come to regard his young charge as almost a son. Now he feels true pride in his Squire, for it is not all men of noble rank who may become Knights. Knighthood implies having a minimum of landed property and the resources to live in aristocratic idleness. Many poor nobles, and especially the younger sons of poor nobles, remain spurless bachelors all of their life, joining the church or fretting upon starving lands or taking service as a mercenary with some lord in the hope that a stroke of rare fortune may permit them, in honour, to demand Knighthood of him. Yet, poor though they may be and resentful or envious of their rich cousins, they thank the saints that they are above touching the plough or doing other vulgar work. On the other hand, there are many rich lords who devote themselves to wasteful idleness, giving the lie to their rank as true Knights. Thus, when a lord has Knighthood demanded of him by a worthy Squire, he feels a burst of affection and generosity that can only mean a lavish ceremony.


In the Old Days, it was a simple affair to make a man Knight. Older warriors strapped a sword to his waist and gave him a buffet on the shoulder. But those simple times have passed, and men place greater store on elevation to the high rank of Knight.

On the day before the event, the candidate fasts. In the evening he takes a ritual bath to symbolize that all of his former sins were now washed away. Then he goes to the chapel and his armor is placed before him, at the altar. In his hand he holds his beloved sword, which he regards as almost a holy object and he holds it before him to make the sign of the cross. Throughout the long night he stands or kneels, keeping his "vigil at arms" without food or sleep to test his self-discipline and to give him time to contemplate the meaning of Chivalry as he prays to his patron saint. When dawn comes, the weary candidate arises, confesses his sins to a priest, and receives the Sacrament at Mass.



After his vigil in the chapel, the candidate eats a huge breakfast. He is then attended by the Squires, who arm him in his hauberk and trappings as true Knight. Then he is conducted into the Great Hall, and as he enters the brazen war trumpets announce the start of this most solemn ceremony. The Hall is alive with pageantry and colour, for the womenfolk have donned their finest gowns and the Knights wear hauberks shined to brightness and surcoats of blazing hues. He advances to where his lord stands on the dais at the head of the hall, and there he is met by his "first sponsor," perhaps a relative or a doughty Knight of the household. Deliberately, he kisses the candidate; then, kneeling he affixes the two golden spurs to the candidate's mailed feet. Then his "second" and "third" sponsors step forward. They pull a dazzling white surcoat over the candidate's head and adjust its cape. His helm is placed in the crook of his left arm. Then they step back as his "fourth sponsor" steps forward to strap his sword at his side. He speaks a few words of admonition, telling the young man that he must use it worthily; to which the candidate responds by lifting up the weapon and piously kissing the relics set in the hilt.

The four sponsors step back. The lord raises his clenched fist. "Bow thy head," he orders sternly. "I will give you the blow!" The lord gives him a mighty blow that sends him reeling. But the instant he recovers, the lord seizes him in a comradely embrace. "Now kneel thee." The candidate kneels at his lord's feet, and his lord taps him three times on the shoulder with his own sword. "in the name of God, the Saints of Battle, and (the Saint of this place) I dub thee Knight! Be brave, Sir Knight, and valiant. Recall that you are of a lineage famous for its courage and honour. Do nothing base. Honour all Knights. Give to the Poor. Defend women. Love God. Go!"



The happy Chevalier replies, "I thank you, dear Lord, and may God hear you. I pray I may always serve and love Him."

The crowd standing around gives a shout each time the blow of honour is struck. Then the lord waves to his marshal-at-arms.

"Bring in the mount!"

Immediately the new squire to the new Knight appears, leading a charger of war, faultlessly groomed and in beautiful harness, the gift of the lord to his loyal charge. The Knight steps forward. This is an anxious moment, for he must leap into the saddle in heavy hauberk and helmet and without touching foot to stirrup. From the time he is in his cradle, the mother of a young noble will discuss with his father, "Will he make the leap when he is knighted?" It is one of the great tests of a martial education, and it must be taken with the utmost publicity. Truth to be told, the candidate has been practicing the maneuver for more than a month. It is done! He holds his charger motionless while his Squire brings him his shield painted with his own arms and his lance with its long pennon. He now rides his steed through all manner of gallops and caracoles. Out the doors of the Great Hall he rides, followed by all the assemblage to the tilt yard. He charges the quintain, that hated foe of all Squires, and shatters its shield with a superbly placed blow. Again, this is an inescapable test, and the young Knight passes it.

The ceremony is completed. Noble appetites have been nobly whetted, and the company retires to the Great Hall, where the cooks have prepared great joints of meat, roast poultry, pasties, and other delicacies. There is a long bout of gorging and drinking, to the accompaniment of minstrels and the cavorting and juggling of skilled jongleurs.

In *Chivalry & Sorcery* a Squire requires four levels of training before he may qualify for Knighthood. However, if he is an experienced Sergeant, with seven levels of experience, he may qualify immediately. Yeomen and others who have not trained in the use of the lance, heavy armor, and horse, must do six levels of training if inexperienced, and four if experienced. Knighthood is not easily won. Only those born to it may attain it relatively quickly. A deed of great valour must be performed to qualify as a candidate for Knighthood.

Knights have the following abilities:

Experience Level	Favored Weapons		Hurled Weapons		Mounted Combat		Sense	
	Weapons	Wrestling	Weapons	Wrestling	Combat	OUS	Precision	Danger
1 Squire	5	20%	35%	60%	-30%	-	-	-
2 Squire	5	22%	37%	62%	-28%	-	-	-
3 Squire	5	25%	40%	66%	-25%	-	-	-
4 Squire	5	28%	42%	68%	-25%	-	-	-
5 Knight	5	30%	45%	70%	-25%	-	-	-
6 Knight	6	35%	47%	72%	-20%	1	-	-
7 Knight	6	40%	50%	74%	-20%	1	4%	-
8 Chevalier	6	45%	52%	76%	-20%	1	6%	-
9 Chevalier	6	50%	55%	78%	-15%	2	8%	-
10 Chevalier	6	55%	57%	80%	-15%	2	10%	-
11 Champion	7	60%	60%	82%	-10%	2	12%	-
12 Champion	7	65%	62%	84%	-10%	3	14%	-
13 Champion	7	70%	65%	86%	-8%	3	16%	-
14 Lord	7	75%	67%	88%	-8%	4	18%	-
15 Lord	7	80%	70%	90%	-5%	4	20%	-
16 Lord	8	85%	72%	92%	-5%	5	22%	-
17 Warlord	8	90%	75%	94%	-	5	24%	-
18 Warlord	8	95%	80%	96%	-	6	26%	-
19 Warlord	8	98%	82%	98%	-	6	28%	-
20 Overlord	9	100%	85%	100%	-	7	30%	-

To qualify for knighthood a character must have at least DEX/11, STR/12, CON/11, BV/8, INT/10 and FER/11.

FAVORED WEAPONS: Rarely will a man become proficient with all of the weapons available. Warriors have a number of weapons for regular practice and use as Favored Weapons. Such weapons can be used with the full Hit and Parry Bonuses for PCF. Weapons not included as Favored Weapons are rated at 1/2 the Hit and Parry bonuses, and have -1 WDF for damage done. Although a knight can use a bow for hunting, Bows or Crossbows are considered 'coward weapons' in combat. Thus knights never use bows when fighting except for knights errant who have loosed their status and are ruling a band of Brigands.

HURLED WEAPONS: In addition to the use of the particular weapon in close combat, the PC must learn to hurl it as well. Hurled weapons are daggers, hunting spears, hatchet/woodaxe/waraxe/broadaxe (all of which are treated as one axe for hurling purposes), and the javelin, which is actually a heavier version of the hunting spear modified for military use and which can be included in hurling hunting spears or vice versa.

WRESTLING & FISTICUFFS: Any warrior is able to use his fists, feet, and grappling hands.

FIGHTING AMBIDEXTROUSLY: This ability confers the ability to fight with a weapon in each hand. The warrior must have DEX/16+ and STR/16+, however, if using a LH or H class weapon in the left hand; otherwise, he is restricted to using L weapons. The number of blows available with the second weapon is halved, rounded up to the next whole number. The number in the column is deducted from the Hit and P&D probabilities. The PCF Hit and Parry Bonuses can be shifted immediately to the other hand/arm.

MOUNTED COMBAT: The Skill confers the ability to control a mount in combat. Control will be checked every time these types are involved in close combat on horseback when an emergency arises. It enables to employ full Hit and Parry Bonuses when fighting from Horseback with Favored Weapons, +5% Hit and -5% Parry when fighting foot troops. Untrained Riders have 1/2 their Bonuses at all times - being occupied with staying on the horse.

PRECISION: This ability allow the warrior to aim at a specific

location. When a critical hit is scored, it indicates the number of pips to add or to subtract on the critical hit location table, according to the attacker wish.

SENSE DANGER: Experienced warriors have developed a sixth sense and may be forewarned of any immanent danger. They may sense something wrong ahead, or they will notice a possible ambush. Such premonitions do not reveal the nature of the peril, only a rising of the hackles at the back of one's neck and a general sense of danger.

Knights In The Medieval Tradition



Knights have a fine opportunity to carve out a piece of territory for themselves. There are considerable tracts of uninhabited and unclaimed territory on the borders of established baronies, and plenty of wilderlands well away from anyone.

It should not be hard finding a group of commoners in need of protection. It is in the very nature of the times that there are plenty of villages lacking a noble protector and probably even more eager to find one. A knight was more of an heroic barbarian warrior than anything else, and he was not overly constrained by considerations of chivalric courtesy and gallantry. Several broad approaches offer themselves quite readily:

The Landless Knight Errant: The character has nothing save his arms, armour, horse and prowess at arms going for him. He is a knight, but without land he is of no-account in the eyes of feudal landholders. Such a character can engage in almost any activity he wishes, but in the end, he will be seeking to win land.

Brigandage: A knight-errant can go into the robbery and violence business. Solitary travellers, merchant caravans, unprotected villages, even small manors are all prey for him and his companions. He can be as villainous as he likes. However, remember that there are heroic knights of virtue who will hunt such brigands down and give them a taste of justice.

Mercenary Service: A knight errant can enlist as a mercenary - as a caravan guard or a hired lance in the army of a baron embarking on a war with a neighbour. There is plenty of trouble in the land, and fighting men are always in demand. Just wandering about the countryside looking for work throws a character into "interesting situations that offer opportunities for advancement. Maybe it is just a chance at some loot, but sometimes it is a moment in which he can distinguish himself and receive a grant of land from a grateful lord

Professional Tournament Knight: A knight errant can always try his hand at the tournament circuit, riding from tourney to tourney to break lances with landed knights of substance. Mind you, he had better be good at his work or he can end up without horse and armour. On the other hand, with skill and luck, he can win a handsome stake to back his efforts to win a fief of his own. A variation on this theme is to defend a bridge - to take up a blocking position at one end and refusing to let any knight pass without a *pas des armes* in an impromptu tournament, "winner take all", of course.

On a historical note, as a young knight, William Marshal teamed up with the son of a French count. In one season, the two knights unhorsed several hundred opponents. That amounts to a lot of ransomed armour and horseflesh!

Chivalric Knight Errantry: From an historical perspective, the Chivalric Knight Errant would be a man before his time, but a landless knight of the Early Feudal Period could have been such a person. Possessing an unusual courtesy and modest manner, he would ride out to right wrongs and bring justice to the land - thereby winning for himself great renown. His prey would be brigands, robber barons, evil sorcerers and assorted supernatural and monstrous things that go bump in the night! He might also evidence considerable gallantry in his treatment of women. Rescuing ladies in distress might also single him out as a very unusual and special kind of knight.

The Landed Knight: Inheriting land or receiving a grant of land is the ambition of all knights, but it is especially true in the Early Feudal Period. A Knight Errant might well acquire land by seizing it by force of arms or winning it as a reward for exemplary service. A "brigand", for instance, could kill a local knight and move into the manor house. If he could hold the place, he might well legitimise his claim. Alternatively, a knight might be told to carve out a new fief on the border and hold it for his lord. It might be an abandoned manor pillaged by raiders. It could be a wilderness that needs taming, right down to clearing the land and building a fortified manor house and village for the peasants.

Robber Barons: Not only landless brigand knights, but even those with lands (including powerful lords) are not above villainy. Holding up rich merchants and caravans for ransom, and calling it a "road tax" provides a source of added income and luxury. Taking prisoner any unknown knights passing through one's lands brings handsome returns in the form of ransom. So long as one is not overly heavy handed with one's peasants and does not outrage a powerful neighbour, a robber baron can get away with quite a bit and enjoy many interesting diversions.

A Great Lord: The opposite to the robber baron is the goodly lord who protects his people and puts things right in his demesne. He also makes war on unruly and troublesome neighbours. Indeed, robber barons and outlaw knights are his special prey. Not being overly constrained by chivalric notions, he is quite free to swing them from the nearest tree when they do fall into his hands, and he is,

of course, very prepared to take over their lands and rule them "properly"!

Indeed, a character might well start out as a Knight Errant wandering about on the tournament circuit. Losing his armour, he turns to brigandage for a time to recoup his losses, then finds a war to enlist in as a mercenary. During that war, he leads a successful attack on a manor which his employer promised to grant him if he takes it. However, his lord, a robber baron of the worst kind, reneges on his promise, so our hero becomes a chivalric Knight Errant who wages personal war against the baron, righting wrongs done by him and his minions, rescuing their victims, avenging their outrages, winning the hearts of his oppressed people etc. In time, he acquires a large enough following to lead a rebellion against the baron, overthrows him, and seizes the entire barony to become a goodly lord beloved by his people.

Courtly Love



Although wealth and power are strong motivations, Romance is one of the key motives for action in a noble society. More often than not, major events take place in the pursuit or maintenance of the honour or favour of a Lady. In a noble society, there is no better way for an aspiring Knight to gain recognition than to obtain a noble woman's favour and to accomplish outstanding deeds on her behalf. Of course, there is no written law that states a Knight must champion a Lady. However, a widely accepted convention exists, and a Knight who deliberately avoids opportunities to champion a Lady, unless he has good cause, is openly--and, one might add, thoughtlessly--inviting speculation as to his manliness. Not all Knights are expected to obtain a Lady's favour, though, as members of Religious Fighting Orders usually take a vow to the Church or to champion the poor and oppressed. Also, since it is accepted that only warriors who are Knights-Bachelor could champion a Lady, it is not unheard of for a Knight to champion the wife of his liege lord. In fact, this is considered advantageous to both the Knight and his lord, as it brings more recognition to both.

There are several ways a Knight can obtain a Lady's favour. The most common of these are to gain a Lady's favour by her consent or to win a Lady's favour by force of arms.

TO WIN A LADY'S FAVOUR BY FORCE OF ARMS, there are several assumptions that must first be made. It is assumed that all nobly born Ladies are gentle, kind, and good. Being gentle, kind, and good, a Lady would never be in the company of anyone except nobles of the most unimpeachable character. Therefore, it is right to assume that a Lady in the company of a Knight of known dubious character is there against her will and is in need of immediate rescue.

It is the duty of every righteous Knight to challenge the lowly knave who has kidnapped a noble Lady or who is forcing his company and attentions on her. This is done by an immediate challenge. The combat is fought according to all of the rules of Chivalry, with the loser--if he is still alive--becoming the prisoner of the victor. The righteous Knight, if victorious, is the Lady's champion and has won her favour by force of arms. It is then the duty of the Knight to return his Lady to her parents, guardian, or husband. If the Knight already has a Lady's favour, he must release the second Lady's favour because it is impossible, with honour, for a Knight to champion more than one Lady.

Note that a Knight's character must be known to be dishonourable, as it is a dishonourable deed to challenge a righteous Knight for a Lady's favour.

OBTAINING A LADY'S FAVOUR BY HER CONSENT is done with the help of the Courtly Romance Factors:

The Lady's Courtly Romance Factor (LCRF) is obtained by finding the sum of the following character traits:

Charisma + Comeliness + Intelligence + Social Standing = LRCF

The Knight's Courtly Romance Factor (KCRF) is obtained by finding the sum of the following factors:

Charisma + Comeliness + Experience Level + Social Standing + KCR

Also, when obtaining a Lady's favour by courtly manner and gentility, certain rules must be followed:

- At least 3 other players or a player referee must be present when a player knight attempts to obtain a Lady's favour by her consent or win it by force of arms.
- A player Knight must state publicly that he intends to obtain a Lady's favour before the KCRF or the LRCF for either character are calculated.
- No player may obtain the favour of his own female character--but he may win it by force of arms if he is attempting to rescue her from her foul captors.
- A player Knight must attempt to obtain the favour of any available player Lady characters before attempting to obtain the favour of non-player Lady characters.
- The Knight then compares his KCRF with the Lady's LRCF:
 - If the KCRF is greater than the LRCF, the Knight has a 75% basic chance of obtaining the Lady's favour.
 - If the KCRF is equal to the LRCF, the Knight has a 50% basic chance.

- c) If the KCRF is less than the LCRF, the Knight has a 25% basic chance.
- 6. If the Knight is of a different alignment or party, there is a -25% chance for each degree of difference.
- 7. If the Knight has previously failed to obtain the favour of any Lady, there is a -25% chance of acceptance.
- 8. Conversely, there is a +25% chance of acceptance for every previous success a Knight has had in either obtaining or winning a Lady's favour.
- 9. The Knight calculates his percentage chance of success, and the determination is made by another player. If the percentage result is under the Knight's maximum acceptance percentage, percentage, the Lady grants her favour to the Knight, usually in the form of some token he may wear prominently. The Knight then becomes her champion and receives the benefits of being a true Champion.



If the percentage number is over the Knight's maximum acceptance percentage, but by not more than 15%, the Lady has given a Coy Refusal.

If the percentage number is over the Knight's maximum acceptance percentage by more than 15%, the Lady has given the Knight a definite refusal.

When a Lady gives a Knight a Coy Refusal, she is really telling him that she is not sure whether or not he is a true and valiant Knight worthy of her favour. She is not, however, definitely refusing him; and if the Knight proves himself noble, righteous, and brave, she would gladly extend to him her favour. Therefore, it is incumbent upon the Knight to prove himself to his Lady's satisfaction:

- 1. Upon receiving a Coy Refusal, a Knight must immediately declare a self-imposed quest, which he will accomplish to prove himself. The self-imposed quest should not be too difficult or time-consuming, but on the other hand, it should be something worthy of both the Knight and the Lady he is trying to impress.
- 2. If the Knight completes his self-imposed quest, he has proved himself most worthily, and the Lady automatically accepts him as her champion.
- 3. If the Knight fails in his self-imposed quest, he has been shown unworthy of the Lady's favour and receives her Definite Refusal.

When a Lady definitely refuses a Knight's suit for her favour, she not only is voicing her strongest disapproval of his advances, but she is also questioning his worthiness to champion any Lady. This casts a shadow on the Knight's honour, and all but the darkest of knaves will seek to remove the shadow of doubt from his very manliness:

- 1. Upon receiving a definite refusal, a Knight will immediately go to his Lord or to the King to receive a task. This task should be difficult, as it is the Knight's very honour that is being questioned, but it should not be an impossible or suicidal deed that he is required to do.
- 2. If the Knight is successful, his name is cleared and he may resume his more normal pursuits. However, no Honour Points are won by the success.
- 3. If a Knight fails at his task, he is dishonoured and is banished from the Royal Court and barred from holding Royal Office for 2-12 years, as the King decides. Further, there is a 20% chance he has also earned the full personal displeasure of both the King and the Queen.
- 4. A Knight receives only one-half an Honour Point for every Honour Point he earns while banished from the Royal Court.

The benefits of championing a Lady are many, though not all are readily apparent. It is the Knight's right to represent his Lady at all tournaments he attends, and he thereby wins glory for both himself and his Lady's family. Knights can, and do, undertake to accomplish outstanding deeds to prove their devotion and worthiness as well. The undertaking of tasks is the Knight's best opportunity to gain recognition. It is the mark of a truly noble and "very perfect" Knight to undertake imaginative and highly dangerous tasks. A Knight also has the honour of accompanying his Lady when she travels. The Knight here has the opportunity to defend his Lady from the dangers of the open country, displaying his prowess at arms for his Lady and in the eyes of the world. Travelling with his Lady is generally considered a Knight's best opportunity to obtain honour and glory. For this reason, most of the summer months are usually spent travelling, as all Honour Points achieved by a Knight on tasks or quests for, or combats entered in honour or defense of his Lady are tripled for the Knight. The Lady also received 1/2 Honour Point for every one her Knight earns in her service. (Note: the Lady receives 1/2 point for each untriple point.)

Every Honour Point a Knight earns in his Lady's service also increases the chance of his Lady discretely using her influence on his behalf. The possibility of her using her influence increases by 1%, from 0%, for every 5 honor points he achieves in her service. There is no limit to the number of times the Lady can use her influence on behalf of the Knight, as each time he uses his own influence, he may check by percentage roll to see if his Lady will discretely aid him. If he has achieved the required percentage, the Lady will add 1/2 of her BIF to the Knight's. This is in addition to the "Friend" which a character may always employ when he is attempting to influence another. A Lady will use her influence to aid her Champion without penalty or cost to her as long as the Knight remains her Champion. Note: a Knight, if he loses his Lady's favour, must start on his percentage chance from 0% again, even if his next Lady is the same one he lost.

A Knight may obtain any particular Lady's favour once. He may, however, win any Lady's favour by force of arms as often as the opportunity arises. A Knight may lose his Lady's favour if:

- 1. He uses vulgar language in her presence or does not behave at all times with "courtly" manners and grace.
- 2. He fails to Champion her adequately, whether in defense of her honour or her person. This includes such diverse things as not immediately fighting when her beauty, honour, etc. are impugned; losing a pas des armes in her defense and then not seeking to "rescue" her; not performing sufficient and glorious deeds in her name; and so on.
- 3. He fails to pay proper court to her, which involves writing poetry to her, singing lays and other songs to amuse her, and, in general, playing the part of the "courtly" lover. (Note: "lover" should not be taken in the literal sense. According to the Court of Love, a "lover" is an admirer and Champion, and he typically enjoys a Platonic relationship with his Lady. Remember that Lancelot went "too far," and his illicit relationship with Guinevere not only destroyed a great Kingdom, but also compromised his Lady's honour! That last crime is unforgivable according, to the Code.)
- 4. He is dishonoured for any reason.
- 5. He marries another.
- 6. He fails to stand up to her father, brothers, other suitors, who "forbid" him to come into his Lady's presence. etc. (This could lead to real trouble, for he has to avoid shedding the blood of her kin, if at all possible. However, where direct confrontation is sometimes unadvisable, stealth and trickery is quite acceptable.)

There is also a chance that the Knight and his Lady may fall in love with one another. When this happens, the lovers will risk anything to be together. There is a 5% chance per Comeliness Point over 8 possessed by the Lady that the Knight will fall in love with her, madly and passionately to the point that he will not refrain from any adventure to win her love. If the Knight has fallen in love with his Lady, there is a 5% chance for every month they are in contact thereafter that she will return his love, if she is unmarried, and 2% per month if she is married. At the moment both are in love, the Lady will scorn the attentions of any other Knight and will cleave to her lover unless he becomes an unmitigated swine.

The Tournament

The hustle and uproar of the marketplace unexpectedly began to subside at the busiest time of the day as growing numbers of villagers, townsmen and nobles saw the three brilliantly attired heralds carefully maneuvering their huge, barded charges through the press of the crowd. The last vestiges of conversation were silenced by the brazen voice of the war trumpet which one of the heralds had put to his lips.

"The Wednesday after the Festival of St. Michael, good people! In the meadow at Green Vale in the demense of Duke Arl of the Mark: The Wednesday after the Festival of the Saint. Let all come who love to see or to join in deeds of great valour!"

This is "crying the tourney." As soon as the news has spread abroad, and fast it will spread, every knight for twenty leagues around will take council with his wife whether he can afford to go.

The women begin to hunt up their best bliauts and furs. The men go to furbish their armor and see to their arms. Shortly, some chevaliers, arranging with their friends, undertake to form a challenge party and dictate to a scribe, who writes their words of defiance on a scroll: "There be at the castle of Sir Richard of the Black Horse seven stalwart knights who challenge to the joust all comers to the meadow at Green Vale. This challenge they post in a prominent place by the wayside in order that other knights hear of it and will organize similar parties to confront them in honour and courage.

To the modern mind, the tournament has become identified with the joust of two knights in massive plate armor, tilting at each other with a barrier between them to prevent their horses from crashing into each other. Such is not the case in a world like that of *Chivalry & Sorcery*. There, the tournament is a "war in miniature," an exceedingly violent and dangerous pastime in which "iron men" measure their valour and strength and rejoice in deadly blows given and received. It is a place where the inexperienced knights may serve an apprenticeship in preparation for the real wars. Tournaments occupy a pre-eminent place in feudal life and, in vain, the men of the Church object to them. All knights and great lords will tell you that it is impossible to train and blood good warriors without the tournament. In the words of Anacronus the Sage:

"A knight cannot shine in war if he has not prepared for battle in the tourney. He must see his own blood flow and feel his teeth grind under the force of his adversary's fierce blows. He must be dashed to the earth with such force as to know the full might of his foe and be disarmed twenty times. He must twenty times retrieve his failures, rise up, and stride forth more than ever set upon battle. THEN and then only will he be tempered and tried in the fire as is a good sword and then only shall he be ready for actual war secure in the firm knowledge that he will conquer by virtue of his courage and his skill in arms."

Thus sayeth Anacronus the Sage.

For Knights and other Nobles the Probing of one's mettle with weapons was the most important thing that could be done in life. One's honor was bound up with the dignity of one's arms and house. A knight would rather die than be disgraced. Attending a tournament is an important activity for the man of valour, for from the honourable passage of arms with one's peers flows much honour and experience. However, so dangerous are tourneys that the Church as long since denounced them as the work of the Dark One to "speed many brave souls to his black realm." Any knight so unfortunate as to be slain in a tournament will not receive the rites of the Church, especially the Resurrection of the Slain.

The tournaments of *Chivalry & Sorcery* are conducted and scored according to the actual "rules" of the medieval tournaments. Most tourneys will be on the order of the formal tournament announced by the heralds of Duke Arl. Others, of a much more informal and spontaneous type, such as a pas des armes at a bridge, a ford, or a crossroads, more properly may be encountered during the course of an adventure.

Tournaments



he great tournament is a very elaborate and costly affair, held typically to mark some important event such as the knighting of a son, a wedding, a visit by an important guest, or perhaps the receiving of a high honour from the King. It is usually necessary to obtain a license from the Crown to hold such a tourney, as the tournament is a gathering place for large numbers of heavily armored men. What better way for a rebellious noble to muster his forces than to announce an "innocent" passage of arms between friends? Unlicensed tournaments thus tend to be regarded as signals for rebellion.

The formal tournament was divided into a number of different events and would last from three to five days. The visitors come in their best bliauts and armor. Powerful lords collect as many lesser nobles as possible, even making up bands of twenty knights and twenty squires, accompanied by a large entourage composed of their women folk, ladies-in-waiting, and scores of servants. Except for the women and servants, and the omission of some of the usual military precautions, one may easily think them going to war.

The first day of the tournament is devoted to the Inspection of Arms, with the bone fides of each contestant being clearly established. Dishonoured knights, if detected, are dismissed from the tournament. Contestants "scout the opposition" and plan strategies. Troubadours, jongleurs, and other entertainers perform for the amusement of nobles and commoners alike, while merchants and food and wine sellers set up stalls or hawk their wares among the crowd. Old friends greet one another and try to outdo each other in hospitality and show of affluence. In the evening, the knight or lord hosting the tournament entertains all of the contestants and their ladies in his Great Hall, for to him comes the highest of honours and thus the greatest obligation. Unless he is a prosperous baron, he and his household will have to tighten their belts and watch the expenditure of every copper piece for many months afterward.

The second day of the tournament is the Joust. The day begins with a bustle of activity among the tents as squires harness and saddle their knights' chargers and prepare their lords' armor and arms. Then the Knights issue forth to give challenge by riding down the lines of tents and striking the shields of desired opponents with their lance points (the shields being conveniently hung before the tents for just this purpose). In some tournaments, a round-robin" is staged, in which every knight rides against every other knight

in attendance, but this is usually reserved for a gathering of the great warriors. The Code of Chivalry forbids a knight, in honour, to issue challenge to any man his inferior in rank or skill--largely to prevent bullies and professional "tournament knights" from taking unchivalric advantage of any weaker than they. Also, to prevent "insult" to a great lord, the challenges of low ranking knights are first met by the men of the lord's retinue to try the mettle of the challenger and find if he is a "worthy" opponent for their lord.

When all is ready, the Marshal of the Tournament bows politely to his suzerain. Then he raises his white baton, the symbol of his office, which is to act as the referee of the tournament. "Bring in the Jousters:" he cries, and to the fanfare of trumpets from the end of the lists farthest from the castle, gorgeously arrayed heralds lead the procession on foot, followed by the contestants in full armor on mighty warhorses, riding two by two. They make a circuit of the lists. Some of the knights turn deliberately to ogle the ladies in the lodges, and the ladies are not hesitant in leaning forward to wave back. "Favours" given to them by their ladies adorn the armor and lances of the knights. Suddenly, they begin to sing, the spectators catch up the chorus, and soon the rousing melody makes the lists shake. Presently, the pageantry gives way to the more serious business of the day, and again the lists shake, this time to the impact of lance against armor.

The third and fourth days of the tournament are spent in more warlike pursuits. Groups of knights meet in the Lists for the melee, and as men are unhorsed, their esquires rush forward to save them before they are captured and held to ransom by the other side. This is war, and occasionally men are stricken with grievous and even mortal wounds as weapons cleave through shield and armor or horses fall in the press and knights are crushed or trampled. When a knight is stunned or has had enough of the fight, he rides out of the lists, with honour, to the refuge outside the barrier that surrounds the battle zone. Since as many groups as can fit into the lists may participate, anyone not a member of one's challenge group is a potential enemy. Much plotting and scheming occurs as groups form alliances for the lists, in much the same manner as they do in actual war.

The third and fourth days are also spent in the Pas des Armes. Formal challenge is issued for both melee and single combat. Often, the pas des armes is used for settling of grudges, and sharpened weapons tend to be used. When old scores are to be settled, the Marshal of the Tournament does not preside over the combats, and a fight might be carried to "first blood" or a l'outrance--to the death! When there is a serious challenge, a great lord or perhaps the King may intrude to forbid a vassal from taking up the challenge, suspecting "treachery," but in most instances the choice is up to the challenged to accept or reject.

Yet another contest, the Contest at the Barrier, is very popular. Sometimes a duel between two knights or between two equal groups of knights is conducted on foot. A stout wooden bar about waist high is set across the middle of the lists, and the contestants attempt to cross it while preventing the other party from doing the same. Combat is typically waged with sword and mace.

On the final day of the tournament comes the climax to the festivities, the Great Melee. Really, it is nothing less than a pitched battle on a small scale. The details have been arranged at a council of the more prominent lords at the castle. About forty knights on a side are to fight. Since the lists are too small to permit a proper fight, the melee is staged in an open meadow, and the non-combatants watch from a safe distance.

The melee itself has all the fury of a real battle. The initial cavalry charge is made with lance, after which the conflict settles down into a whirling, mad brawl that ever threatens to break out into the surrounding countryside. Indeed, in the great tournaments, the climactic event might see many more knights involved, and control tends to be lost early in the fray. After a predetermined time has passed, the Marshal of the Tournament will halt the action and the victory will be awarded to the aide having distinguished itself the most.

While the events of the third and fourth day are going on, a Squire's Tournament might also be staged. Wearing Brigantines for body armor, the squires would fight with clubs and blunt swords. Such events were usually staged in the intervals between important pas des armes and melees in the lists.

At the conclusion of the Great Melee, the prizes would be awarded to those who had distinguished themselves in the tournament and, while the wounds and broken bones of the injured were being bound up, the knights and ladies would repair to the castle for the final, grand night of festivities. Alliances and marriages would be agreed upon, gifts would be exchanged, and the night spent in much dancing and merrymaking.

Pas Des Armes

Many knights could not afford to hold a formal tournament. However, there was nothing to prevent them from holding an impromptu pas des armes at some predetermined spot. A challenge might be issued in the surrounding countryside to effect that a group of knights was prepared to take on all comers, and a tourney would quickly form. If the tourney was to be a "friendly" affair, they would post a white shield; if it was to be waged with edged weapons in a serious fashion, they would post a black shield. A pas des armes could also occur at a river crossing or a crossroads between two knights travelling on their way and suddenly meeting.

If a knight was passing through the demesne of another, the fief-

holder might choose to challenge the traveler to a pas des armes to contest his right of free passage.

In all of these instances, the whole intent is to win honour and fame as a formidable warrior. While a challenge might legitimately

be turned down, there is little honour in crying "craven." Thus most challenges tend to be met with an eager acceptance. At all times, unnecessary injury or death--that is, injury or death which might have been avoided--is regarded with deep suspicion. A pas des armes is a trial of strength, not an excuse for wanton butchery.



The Joust

In the Joust the object was to break one's lance squarely on the opponent's shield, while deflecting his blow or avoiding it altogether. Unhorsing might result and meant complete victory, whether the lance was broken by the impact or not. However, any form of unnecessary injury was to be avoided. Tradition dictated the breaking of three lances by either opponent before the contest was concluded, unless an unhorsing had occurred.

The "scoring" system to determine the tournament prize winner in the Joust is taken from John Piptoft's Rules (1466):

1. Unhorsing a knight.
2. Cornel to cornel (spear point to spear point), in which a knight matches the strategy of his opponent. If done twice by a knight, he is a candidate for the prize.
3. Striking the crest three times. If a knight strikes the crest of his opponent, that particular jousting match is concluded and he is the winner.
4. Breaking the most lances in the Joust.
5. Being the knight held to have stayed in the field the longest and to have fought most bravely and expertly in the Joust.

Penalties are also exacted for misdemeanors committed on the Jousting field, whether intentionally or accidentally:

1. Any knight striking the barrier or his opponent's saddle loses one spear from his total score.
2. Any knight striking his opponent's horse is expelled from the lists with dishonour. Generally, he would have to regain his honour before being allowed into another tournament.
3. Any knight doing unnecessary injury to a brother knight loses fifteen spears from his total score.

Under certain circumstances, a knight victorious in the joust might gain a most welcome bonus:

1. If a knight unhorses another knight with lance, the fallen knight must ransom his armor for its proper worth or pay an amount equal to one month's income from his fief.
2. If a knight shall break three lances against his opponent and his opponent does not score against him, then the vanquished knight shall ransom his armor.

If both knights have broken three lances against each other, and neither has won an advantage, one or the other may elect to fight on foot, with victory being given to him who has beaten the other into exhaustion. (This last rule is not a mandatory one. The

Marshal of the Tournament may choose not to activate it.)

When challenges are issued, it is held unseemly that a knight challenge one beneath his station unless his adversary is of equal skill. Also, it is held unseemly that a knight much below the station of another issue a challenge, and he is in jeopardy of prior challenge by the friends and retainers of the knight he has challenged so that he may prove his worth.

To win special honour, a knight might openly and publicly declare that he will fight in the name of a lady. If he extinguishes himself in the Joust, he may gain added advantages in winning her favour, as well as acquiring a famous reputation.

If a knight proves himself a bully and a braggart, he may offend one of the great fighters in attendance (non-player character of formidable proportions). At that time, a challenge to a pas des armes the following day might be issued. The challenged knight should prepare for the ordeal with prayer and vigil during the night, for he will need all the aid he can get!

Jousting Matrix

Knights joust as Superior Knights at experience level 9+. Otherwise, they joust as Inexperienced Knights. If both Knights are Superior, they joust on the Superior Table until one misses. The first to miss is held to be less proficient and will joust on the Inferior Table until he breaks 2 lances or defeats his opponent.

THE JOUST: Each Knight chooses an aiming point on the opponent's shield or helm and then chooses a defensive position from the list of possible defensive positions. These results are then compared on the appropriate tables. The results will be applied simultaneously unless one of the Knights is mounted on a Great Horse. In that case, the rider of the Great Horse will always be able to strike first. Each Knight throws a 1d100.

Inexperienced Knights

	Defensive Tactics Chosen to Meet the Lance					
	Shield High	Shield Low	Lean Right	Lean Left	Steady Seat	Low Helm
Crest of	X(1-80)	X(1-50)	X(1-90)	X(1-70)	X(1-75)	X(1-95)
Helm	L(81-00)	C(51-00)	L(91-00)	L(71-00)	L(76-00)	L(96-00)
Helm	X(1-60)	X(1-20)	MB(1-90)	X(1-50)	X(1-70)	X(1-90)
	L(61-00)	K(21-00)	X(91-00)	L(51-00)	L(71-00)	L(91-00)
Throat	X(1-75)	X(1-40)	MB(1-80)	X(1-20)	X(1-65)	X(1-70)
Gorget	L(76-00)	K(41-00)	X(81-00)	L(21-00)	L(66-00)	L(71-00)
Dexter Chief	X(1-20)	X(1-70)	X(1-20)	MB(1-80)	X(1-20)	X(1-40)
	L(21-00)	L(71-00)	L(21-00)	X(81-00)	L(21-00)	L(41-00)
Chief Pale	X(1-40)	L(1-40)	X(1-50)	X(1-40)	X(1-20)	X(1-20)
	L(41-00)	H(41-00)	L(51-00)	L(41-00)	L(21-00)	L(21-00)
Sinister	X(1-70)	X(1-40)	MB(1-90)	X(1-20)	X(1-40)	X(1-70)
Chief	L(71-00)	K(41-00)	X(91-00)	L(21-00)	L(41-00)	L(71-00)
Dexter Fess	X(1-40)	X(1-20)	L(1-40)	MB(1-70)	X(1-20)	X(1-40)
	L(41-00)	L(21-00)	H(41-00)	X(71-00)	L(21-00)	L(41-00)
Fess Pale	X(1-20)	X(1-40)	X(1-50)	X(1-20)	L(1-30)	X(1-20)
	L(21-00)	L(41-00)	L(51-00)	L(21-00)	H(31-00)	L(21-00)
Sinister	X(1-50)	X(1-50)	MB(1-80)	L(1-30)	X(1-50)	X(1-50)
Fess	L(51-00)	L(51-00)	X(81-00)	H(31-00)	L(51-00)	L(51-00)

Inexperienced Knights

Base of	L(1-20)	X(1-50)	MB*(1-60)	L(1-40)	X(1-20)	X(1-50)
Shield	H*(21-00)	L(51-00)	MB(61-00)	H(41-00)	L(21-00)	L(51-00)

Superior Knights

Defensive Tactics Chosen to Meet the Lance

	Shield	Shield	Lean	Lean	Steady	Low Helm
Aiming point	High	Low	Right	Left	Seat	
Crest of	X(1-40)	X(1-20)	X(1-80)	X(1-70)	X(1-20)	X(1-85)
Helm	K(41-00)	C(21-00)	L(81-00)	L(71-00)	C(21-00)	K(86-00)
Helm	X(1-50)	X(1-40)	X(1-40)	X(1-20)	X(1-20)	K(1-50)
	L(51-00)	K(41-00)	L(41-00)	K(21-00)	K(21-00)	C(51-00)
Throat	X(1-40)	L(1-50)	X(1-70)	L(1-30)	L(1-20)	X(1-30)
Gorget	L(41-00)	K(51-00)	L(71-00)	K(31-00)	H(21-00)	L(31-00)
Dexter Chief	X(1-10)	X(1-40)	X(1-10)	X(1-40)	X(1-10)	X(1-10)
	L(11-00)	L(41-00)	L(11-00)	L(41-00)	L(11-00)	L(11-00)
Chief Pale	X(1-10)	L(1-20)	X(1-40)	L(1-20)	X(1-10)	L(1-20)
	L(11-00)	H(21-00)	L(41-00)	H(21-00)	L(11-00)	H(21-00)
Sinister	X(1-40)	L(1-20)	X(1-40)	X(1-10)	X(1-10)	X(1-40)
Chief	L(41-00)	H(21-00)	L(41-00)	L(11-00)	L(11-00)	L(41-00)
Dexter Fess	X(1-40)	X(1-10)	L(1-20)	X(1-70)	X(1-10)	X(1-40)
	L(41-00)	L(11-00)	H(21-00)	L(71-00)	L(11-00)	L(41-00)
Fess Pale	X(1-10)	X(1-30)	X(1-30)	L(1-20)	L(1-20)	L(1-20)
	L(11-00)	L(31-00)	L(31-00)	H(21-00)	H(21-00)	H(21-00)
Sinister	X(1-40)	X(1-40)	MB(1-40)	L(1-20)	X(1-10)	X(1-40)
Fess	L(41-00)	L(41-00)	X(41-00)	H(21-00)	L(11-00)	L(41-00)
Base of	L(1-10)	X(1-40)	X(1-10)	L(1-40)	X(1-10)	X(1-10)
Shield	H(11-00)	L(41-00)	L(11-00)	H(41-00)	L(11-00)	L(11-00)

Key to Jousting Tables:

1. Possible Defensive Positions
 S.H. = Shield high protecting helm and crest
 S.L. = Shield low protecting the body
 L.R. = Lean right, away from the target, low with good angle to shield
 L.L. = Lean left, toward target for maximum reach.
 S.S. = Steady Seat, low and solidly placed in the saddle: a good target oneself, but well braced for shock.
 L.H. = Lower Helm behind shield.
2. Results on the Jousting Tables: The letter stands for a particular result, the numbers in brackets the % chance of getting that result:
 X = a miss, the lance fails to strike the target.
 L = a scoring hit, lance breaks on the target for 1 pt.
 C = Crest of Helm torn off, joust is ended.
 K = Helm knocked off, 25% chance of unhorsing, good for 2 pts.
 H = Unhorsed opponent, with a 20% chance of a Cavalry Critical Hit.
 H* = Unhorsed opponent has been unnecessarily injured. 1-20 pts. of damage and a 20% chance of a Cavalry Critical Hit.
 MB = Miss with a 20% chance of striking the barrier (if there is one, if not then 20% chance of striking horse) and a penalty of 1 pt.
 MB* = Miss with a 20% chance of striking the horse, and, failing that, 20% chance of striking the barrier if there is one or the saddle if there is not a barrier.

Modifying the Results: The die roll of the attacker is modified by the defensive position adapted by the attacking knight versus the target the knight intends to attack. The quality of the mount and the condition of the knight can also have an effect.

% changes for possible Defensive positions

Aiming point	Shield High	Shield Low	Lean Right	Lean Left	Steady Seat	Low Helm
Crest of Helm	+5	+5	-30	+5	+10	-5
Helm	+10	+5	-25	+15	+10	0
Throat Gorget	+5	+10	-20	+15	+10	0
Dexter Chief	+5	+10	-20	+10	+15	0
Chief Pale	+5	+5	+5	+10	+5	0
Sinister Chief	0	+5	+5	+10	+5	0
Dexter Fess	+5	+5	-25	+10	+5	0
Fess Pale	+5	+5	+5	+15	+5	+5
Sinister Fess	+5	+5	+15	-5	+10	0
Base of Shield	+5	+5	-5	-10	+10	+10

Effect of the War Horse

Type of Defensive Position chosen

Type of Horse	Shield High	Shield Low	Lean Right	Lean Left	Steady Seat	Low Helm
Light War Horse	-5	-5	-15	+5	-5	-5
Medium War Horse	0	0	-5	+10	+10	0
Heavy War Horse	+5	+5	0	+15	+15	+5
Great War Horse	+15	+15	+10	+30	+20	+15

The Condition of the Knight:

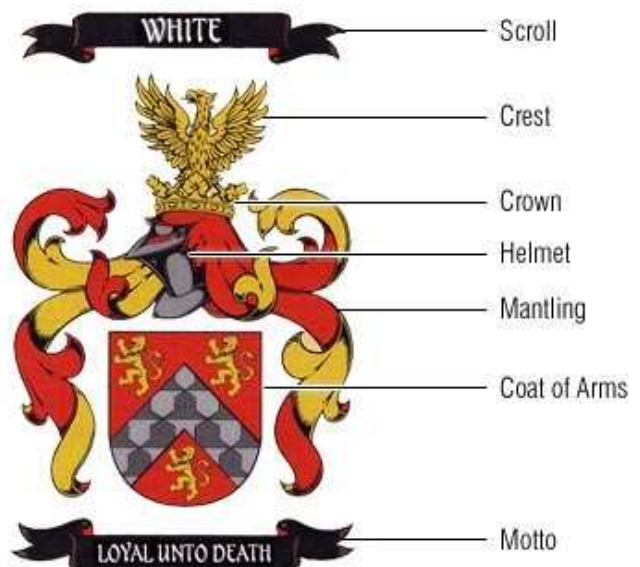
1. Fatigued = Down to 20% or less of fatigue: -10%
2. Injured = Knight having taken a critical hit: -20%
3. Stunned = the result of Helm being knocked off, -5% in steady seat position, -50% in all other positions.

The Result: If the modifications and the die roll produce a result of less than 0 this is a miss, if greater than 100, this is an Unhorsing, if that was the result anyway a result of 100+ means opponent injured but with no blame attached. See H*.



Heraldic Arms

In the feudal state, honour was conceived of as flowing from the King. When a man was ennobled or recognized by the monarch in some way, he might receive a grant of arms. In the feudal society arms are like land: they cannot be sold, only passed down to one's descendants. In *Chivalry & Sorcery* any character whose father is a knight or noble may start out with a family coat of arms, upon which is the insignia of his sibling rank (cadency). Once the character has achieved his own position in the world--assuming he is not the first son and heir--he would wish to drop his cadet status and acquire his own coat of arms. At any rate, grants of arms would be made by the King to those who were the sons and daughters of a noble family, characters who distinguished themselves in war or tournaments, to those who were made members of an Order of Chivalry, and sometimes to a commoner who had distinguished himself in the service of the realm.



In *Chivalry & Sorcery*, both nobles and commoners alike may receive Honours and thus qualify for a grant of arms. The first grant of arms of "achievement" is the shield with its heraldic design. For knights and titled noblemen, the shield represents the battle arms

actually worn into combat on shield and surcoat. It is known and recognized everywhere as surely as one's own name. One's son's and followers may also wear it emblazoned on their surcoats, again as identification that they are your men. Subsequent grants of arms may be achieved by winning further honours. Each grant of arms results in the following additions:

- 2nd = the Helm over the shield
- 3rd = the Mantling (a two-colour twisted band or device at the top of the helm)
- 4th = the Crest on top of the Helm
- 5th = the Motto
- 6th = the Supporters (animals or humans at each side of the shield)
- 7th = the Crown or Coronet
- 8th = the Princely Robe of State


Only Barons and higher ranking members of the feudal hierarchy may have the 7th Achievement, while the 8th is reserved for Dukes and Royalty.

Heraldry is carefully circumscribed by strict rules governing the use of designs and colours:

1. Every coat of arms must be different from every other coat of arms.
2. There are only colours and two metals used in heraldic designs:

Gules (red)	Or (gold, yellow)
Purpre (purple)	Argent (silver, white)
Sable (black)	
Azure (blue)	
Sinople (green)	
3. The natural colour of an object may also be used, such as the particular shade or hue of a tree.
4. The MAIN RULE of Heraldry is "never put a metal on metal or a colour on colour." Thus, if you choose a Silver field for the basic background of the shield and desire to put a lion's head on it, that lion's head cannot be gold but must be a colour: eg.: red.
5. Those wishing to design more elaborate arms may add the Furs, such as ermine. See a good text on Heraldry for their appearance and proper use.
6. A character belonging to an Order of Knighthood may add the insignia of the Order to the arms in the center as a smaller shield. Honours given him by the Order are generally suspended as Badges below the coat of arms.


Until a son has distinguished himself sufficiently to warrant receiving his coat of arms, he uses the arms of his father with a Mark of Cadency. Upon the death of his father, the eldest son becomes head of the line and removes his mark of cadet status.



Key:

- | | |
|------------------------------|------------------------------|
| 1st Son: Label (Heir) | 6th Son: Fleur-de-Lis |
| 2nd Son: Crescent | 7th Son: Rose |
| 3rd Son: Mullet | 8th Son: Cross Moline |
| 4th Son: Martlet | 9th Son: Octofoil |
| 5th Son: Annulet | |

Shield divisions and ordinaries make up the simplest arms, but the many variations of these were far from exhausted when knights began to add to their arms other devices known as common charges. Animals were displayed and many other beasts as well. During the Crusades, spectacular mythical monsters further increased the numbers of common charges. Inanimate objects and flowers and plants also provide many armorial devices.





Stag Lodged



Stag Lodged Regardant



Stag Statant



Stag at Gaze



Tyger Sejant



Tyger Sejant Erect Affronte



Tyger Sejant Erect



Leopard Rampant



Stag Trippant (Passant)



Stag Springing



Stag Courant (Running)



Hind (Doe) Regardant



Leopard Passant Gardant



Bear Rampant



Bear Passant



Bear Passant Regardant



Antelope Rampant



Antelope Passant



Bull Rampant



Bull Passant



Boar Statant



Boar Passant



Boar Passant Quadrant



Lynx Statant



Horse Rampant



Horse Passant



A Knight on Horseback



Horses Combattant



Wolf Rampant



Wolf Salient



Wolf Courant



Wolf Passant



Ram Statant



Paschal Lamb



Fleece



Goat



Fox Passant



Fox Sejant



Fox Sejant Guardant



Fox Sejant Regardant



Fox's Mask



Boar Head Erased



Boar Head Caboshed



Bear Head Couped



Talbot Rampant



Talbot Passant



Talbot Statant



Talbot Sejant



Horse Head Couped



Stag Head Erased



Ram Head Caboshed



Talbot Head Couped



Catamount (Wildcat) Rampant



Catamount (Wildcat) Guardant



Brocks (Badgers) Statant




Urcheon (Hedgehog) Statant

Rampant

Guardant

Statant

Statant



Dormant: The animal is lying down and sleeping.

Couchant: The animal is lying down but the head is erect with eyes open and an alert expression.

Passant: The animal is depicted in profile in the act of walking, the dexter (right) forepaw raised, the other three on the ground.

Stantant: The animal is depicted in profile with all four paws on the ground, the forepaws placed together.

Salient: The animal is depicted in profile in the act of springing, the two hind legs on the ground, the forepaws reaching out toward an enemy.

Sejant: The animal is depicted in profile seating on its haunches with its forepaws resting on the ground.

Sejant Affronte: The animal is depicted in profile seating on its haunches but its entire body is turned to face the spectator, its forepaws resting on the ground in front of the body.


Rampant: The animal is depicted in profile, erect and resting upon its sinister (left) hind paws.

Erect: The animal's body is erect, the front paws typically extended in a threatening manner.


Gardant: The animal is looking directly at the spectator.



COAT OF ARMS OF A BURGER, ESQUIRE, OR GENTLEMAN



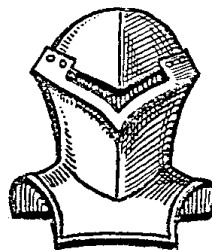
COAT OF ARMS OF A NOBLE KNIGHT OR BANERETTE




COAT OF ARMS OF THE NOBLESSE DE RACE OR HIGH NOBILITY

These arms are those of the knight of the Rose, the Royal Champion.


The tilting helmet is used for the coat of arms of a Burger, common Esquire, or Gentleman. Turned to Dexter, in *Chivalry & Sorcery*, the helmet marks a Royal Honour and the grant of one Royal Favour during each year. Only the head of the household may display the helmet of the coat of arms; his sons may only display the shield of the coat of arms.



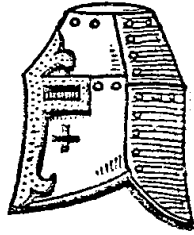
The visored helm is used for the coat of arms of a Baronet or for a Knight-Bachelor.



The barred helm is reserved for "noble" arms, and may be used full face, half-profile, and profile. One must be of noble blood to display it.



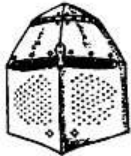
The pot helm is used for the coat of arms of the Noblesse de Race or nobles possessing noble blood on both the parents sides, or nobles raised to titled rank in the feudal hierarchy. Only the head of the family and the first son may display it full front; others must use it in half-profile on their arms to distinguish their rank.




Not only Knights and Nobles are entitled to a coat of arms. Burgers (townsmen), Esquires of commoner origins, and Gentlemen (Yeoman Freeholders of Petit Sergeant rank) may also bear arms. In the case of an Esquire or Petit Sergeant, a grant of arms is automatic upon assumption of feudal rank. Burgers of the towns--almost always Guildsmen--attain the rank of Burger-at-Arms upon holding public office in the town or by receiving a grant of Burger Arms from the King. Usually, such grants of arms will bear the "House Mark" of the Burger family, which it long used as a commercial mark of identification.



Early Pothelm



Pot Helmets



Visored Bascinet



Tilting Helms

The Guilds also have coats of arms. Any Guildsman of Journeyman or Master rank may display the Arms of the Guild they belong to as a sign to clients.



Orders


With the Chivalric Orders comes an exalted form of Knighthood, and much honour flows from membership in an Order. The Chivalric Orders were the creations of Kings and Princes who exploited the nobility's thirst for grandeur and status while promoting the Chivalric idea and forming an elite of the great nobles who would be bound by express devotion to the

person of the sovereign.

Each Order is divided into three classes, over which stands the Grand Master of the Order. The highest rank in the Order below the Grand Master is that of the Knights-Commander. Next are the Knights-Companion, and last are the Knights of the Order. In each Order there are 1 Grand Master, 5 Knights-Commander, 10 Knights-Companion, and 32 Knights of the Order.

When a person belonged to more than one Order of Chivalry, the Badge of the Principal Order was centered (1), with the other Badges being ranged Dexter (2) and Sinister (3) according to seniority. If only two Badges were displayed, the Badge of the Principal Order should be placed to the Dexter.

The Chivalric Order of The Most Gallant Companions of The Golden Spear



As the Principal Order of the Realm, the Order of the Golden Spear is headed by the King. Knights-Commander must be of Marquis rank or higher; while Knights-Companion are Barons or higher, and Knights are Landed Chivalry of noble blood.

To enter the Order, one must be of noble blood and of landed status. A vacancy must be open and, until all offices are filled by players, a 10% chance exists per level. The aspirant must have performed some great deed or some very important service to the Crown. The King will also be exceedingly careful to appoint only those men whom he trusts and knows to be utterly loyal to him. The King can be influenced to admit the aspirant, but only through the intervention of a friend in the Order.

Strictly speaking, the Order is not a fighting order. Rather, it recognises the "most noble and gentleborn in the realm". Nevertheless, as might be expected, a good number of its members are among the most loyal and trusted fighting men in the land. Members of this most gallant Order enjoy the special privilege of access to His Royal Majesty and rest well within the royal favour.

Effectively, the Order serves as a body of advisors whom the King can consult unofficially and privately on matters of public policy. It also functions as a private and highly exclusive "club" of the King's close friends. Needless to say, members enjoy a very special status in society because of their close association and personal bonds of friendship with the King.

Grand Master:	King's status
Seneshal:	+6 status points
Knight-Commander:	+5 status points
Knight-Companion:	+4 status points
Knight:	+3 status points

The Most Gentle Order of The Black Horse



The Order of the Black Horse is the personal Order of the Queen, and her Grand Master is the Commander of the Queen's Guard. The Order is a most exclusive one, for members must be of noble blood, above average in comeliness and either charisma or bardic voice, and eager to champion a lady. To qualify for membership, a Knight must have rescued a fair damsel in distress and also have championed a lady in a tournament, bringing her honour by gallant feats of arms.

Grand Master:	+5 status points
Seneshal:	+4 status points
Knight-Commander:	+3 status points
Knight-Companion:	+2 status points
Knights-Errant:	+1 status points

As for other Orders, vacancy is at 10% per level and all aspirants must work their way up in the order, with the Knight having the most honours for prowess in tournaments having the seniority to move upward to the next rank. The Queen herself chooses all members of her personal Order, and she may be influenced only by a friend in the order. Queen's favour granted 1 per level.

An aspirant may attempt to influence the Queen when seeking

membership, but not directly - only through a friend in the Order.

The Most Honourable Order of The Golden Star



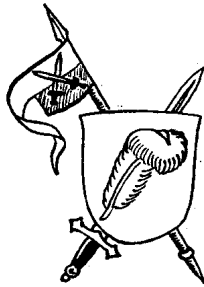
The Order of the Golden Star is open only to members of the Royal Government and Bureaucracy. It is lead by the Chancellor of the Realm, and he as Grand Master chooses all those who will be honoured for membership. Vacancy is at 10% per level, and all aspirants must influence the Grand Master only through a friend in the Order.

The Order of the Golden Star is a political faction and its membership may change drastically if the Chancellor is removed from office or dies. However, all former members (they may be supplanted by new appointees when a new Chancellor takes over) retain their status in society and may display the arms of the Order.

Grand Master:	Chancellor's status
Seneshal:	+4 status points
Knight-Commander:	+3 status points
Knight-Companion:	+2 status points
Knight:	+1 status points

Knights and Knights-Companion may be drawn from the commons serving in the Royal Bureaucracy, and commoners influencing the Grand Master are recommended for Baronety by the Chancellor. Membership in the Order carries with it a Royal Favour each year which will always be granted by the King.

The Most Chivalric Order of The Silver Plume



The Order of the Silver Plume is the personal Order of the Crown Prince of the Realm and, as a consequence, it is an avowed political faction. Members are declared supporters of his claim to the Throne and have staked their ambitions on a hope that he will become King (at which time his personal supporters will achieve great power and honours). However, because the Prince runs the monthly risk of Royal Displeasure 10% of the time, his supporters will share in that risk.

To enter the Order, one must be a landed Knight or Baronet or higher. A vacancy must be open, and until all offices are filled by players, a 10% chance exists per level. The Crown Prince must approve all aspirants to the Order, and a player may influence him only through a friend in the Order, or else must attempt to influence the Crown Prince alone.


The Order is not, on the surface, a Fighting Order, but it is potentially the leadership of an army of revolt or a government.

Grand Master:	Prince's status
Seneshal:	+5 status points
Knight-Commander:	+4 status points
Knight-Companion:	+3 status points
Knight:	+2 status points

As such time as the Crown Prince becomes a player-character, he may refuse to admit an applicant 75% of the time, if he chooses, even if he has been influenced. After all, this is a political faction, and he has to be choosy about the men in the inner circle of his political organization.

The Order is not, on the surface, a fighting order. However, it is the potential leadership of an army of revolt or a government. The Order is a hotbed of politics, a faction largely of young men chafing at the power and control held by their elders and eager to have their turn. Any player character wishing to join had better be a staunch and avowed supporter of the Prince. If he has incurred the displeasure of an elder, like his noble father, or of some great lord, his chances of being accepted improve considerably. If the King disapproves of him, he has the best chance of all at being accepted!

The Most Loyal Chivalric Order of The Knight-Defenders of The Bridge



The Order of the Knight-Defenders of the Bridge is the military "general staff" of the Realm, the commanders and sub-commanders of the Royal Army in the field. Membership is restricted severely to Constables of Royal Castles and the Commander of the Royal Guard (Knight-Commanders); Commanders of Mercenary Companies (Knight-Companions); and all Knights-Errant in Royal Service or Knights-Commander of Baronial Companies. In addition, members must have conducted a successful Pas des Armes at some bridge at least once in their careers to qualify for membership.

The Grand Master is invariably the Marshal of the Realm, who has charge of raising and often leading the royal armed forces. Knight-Commanders include the King's Champion, Commander of the Royal Guard, or a Constable of a Royal Castle. Knight-Companions are the most trusted and heroic friends of the King. Knights of the Order are trusted, well-tested vassal Knights and Knights Errant owing direct homage and fealty to the King.

The Order is a Fighting Order, plain and simple.

Grand Master:	Marshal's status
Seneshal:	+5 status points
Knight-Commander:	+4 status points
Knight-Companion:	+3 status points
Knight:	+2 status points

The Most Loyal Order of The Grand Sergeants of The Throne Room



The Grand Sergeants of the Realm represent both the greatest nobility in the land and also the most influential of the commons. The distinction is made in the device in the Dexter Fess of the coat of arms. A commoner places a hand, palm outward, in the arms of Grand Sergeantry; while a Knight or Noble places his own arms in that position.

The Grand Master of the Order is the Lord High Chamberlain of the Realm, who is in charge of the Throne Room and the Palace. All the Dukes of the Realm are the Knights-Commander. Higher Bureaucrats (Chancellor of the Realm, Chancellor of the Exchequer, Treasurer of the Realm, Marshal of the Realm, Captain of the Royal Guard, the Champion of the Crown, Chief Constable of the Realm) are the Knights-Companion, as are all the tenants-in-chief (Earls, Counts, and Marquises). Knights of the Throne Room are all commoners elevated to the hereditary rank of Baronet.

The Grand Master of the Throne Room receives +5 status points in his official capacity. All others are considered to be in Royal Favour. Unlike the other Royal Orders, the Grand Sergeants do not owe their "brothers" any special consideration in the matter of influence, for they are composed of all the political factions and Chivalric Orders in the Realm.

In addition, appointment of commoners to the Order is made by the King, but the Grand Master or the Lord High Chancellor may also make recommendations (ie: bring influence on behalf of a character with 90% surety of success). Commoners qualify for Grand Sergeantry by winning 10 honours in the service of the Crown.

Grand Master:	Chamberlain's status
Seneshal:	Chancellor's status
Knight-Commander:	+3 status points
Knight-Companion:	+2 status points
Knight:	+1 status points

Baronial Orders

In addition to the Royal Orders of Chivalry, a great tenant-in-chief (Earl, Count, Marquis, or Duke) may form his own personal Order of Chivalry, in which he will enroll his chief vassals and mightiest Knights. Such Orders are essentially Fighting Orders of Chivalry, for the members are also the leaders and the most respected warriors. The Noble Orders must also be considered as political factions because the nobility regards military power as the first step to political ambition. Depending upon the alliances made by the tenant-in-chief, members

of his Order may find themselves allied or opposed to other factions.

Membership in a Noble Order is won by influencing the Lord on a one-to-one basis or by invitation (feudal honour flowing from one's Lord). The aspirant must be a Landed Knight or Baron in the service of the tenant-in-chief (that is, he must have sworn fealty directly to the Grand Master--prior to application). If a non-player character, the tenant-in-chief accepts as influenced, and no disfavour comes with failure to quality. A player-character, has the absolute right of refusal, however, as political intrigues give him the right to choose his closest friends. Until the positions are filled, openings exist on 25%.

Status acquired by membership in a Noble Order is a function of the tenant-in-chief's status in society and also the area in which that status is exercised. In the broad demesne of the tenant-in-chief, and when dealing with his vassals and subjects everywhere, the following status applies:

Grand Master: +20 for influence downward
 Knights-Companion: +10 for influence on non-members
 Knights-Commander: +7 for influence on non-members
 Knights: +5 for influence on non-members

When dealing with all others in the society (except enemies and rival political factions), the following status applies:

Grand Master is an Earl: +1
 Grand Master is a Count: +2
 Grand Master is a Marquis: +3
 Grand Master is a Duke: +4

Membership in a Noble Faction carries with it the absolute duty to support the Grand Master in all things political and military even to rebellion against the King. Failure to give such support when requested could lead to dishonour among the other members of the Noble Order, and general disgrace in society as a whole. Needless to say, any character foolish enough to betray his Lord and Grand Master would find a proliferation of challenges coming his way from every sworn man in the service of his Lord.

Clerical Fighting Orders



uring the history of the feudal period, there were many Fighting Man-Cleric combinations. These were found, for the most part, in the religious orders, but the most famous were the Knights Templar, the Knights Hospitaller, and the Teutonic Knights. These international Orders were never responsible to the local Kings--even though they owned large tracts of land and had considerable wealth. Such Orders were responsible to the Pope alone, but even the Pope might have difficulty controlling an Order. The local religious Fighting Orders (such as the Order of Caltrava in Spain) tended to be more responsive to the King and also more secular in nature.

Due to the Fighting Order's religious background, its members tended to isolate themselves from the rest of Chivalry. They would take part only in the most important tournaments, and then only with permission. Such Knights were not interested in paying court to ladies or achieving money or honour for its own sake, only for the sake of the Order.

The Grand Master enjoyed wide powers over the affairs of the Order. The Grand Master of a great Crusading Order enjoyed a status comparable to that of a sovereign prince. He was answerable only to the head of the Church and to his Brothers. Nonetheless, all of the important decisions had to be backed by the Grand Chapter of the Order, which consisted of the high officers in council.

The Seneschal was the High Steward of the Order and second in command to the Grand Master. He is a man of great power and influence, comparable to a Duke in secular society!

The Marshal was responsible for the direction of military affairs and the hiring of mercenaries. His position is a little inferior to that of a Seneschal and compares to the status of a Marquis.

The Provincial Commanders each commanded one of the administrative "provinces" into which the Order had divided its sphere of influence. The Provincial Commanders are also members of the Grand Chapter, and are in effect the Grand Masters of their local Grand Chapters. It would be rare for a country to have more than one province. His status compares to that of a powerful Earl.

The House Master was the head of each local Chapter or House, into which each province was broken down. His status compares to that of an important Baron.

The Knight-Commander was the second in command of the House and the person actually charged with overseeing the daily activities of the establishment. His status compares to that of a powerful Bannerette.

The Ordinary Chapter: All the members of a House who gathered in assembly to decide on matters of discipline and administration (lesser offenses such as disobedience, consorting with women, or attempting to escape the Order) could impose punishment such as loss of privilege for a year (living with the Order's slaves, deprived of horse, arms, etc.). Serious offenses could lead to perpetual imprisonment in one of the Order's strongest castles.

Advancement in the Order was controlled by the votes of the Ordinary or Grand Chapters, on the nomination by a Commander. Thus advancement is a matter of having sufficient influence. However, advancement is also a matter requiring proficiency so minimum

standards must be met to be recommended.

- Knight-Commander: must be Level 8; 50% chance of election by Chapter.
- House Master: must be level 9; recommendation by Knight-Commander 50% election.
- Provincial Commander: must be level 10; recommended by 3 House Masters; 40% election probability in each of the Houses of the Province. Majority = election.
- Marshal: must be level 11; recommended by 3 Provincial Commanders; 30% election probability in Grand Chapter of the Order.
- Seneschal: must be level 12; recommended by Marshal and 3 Provincial Commanders; 20% election probability in Grand Chapter of the Order.
- Grand Master: must be level 12: recommended by Marshal and Seneschal; 20% election probability in Grand Chapter of the Order. 1% election advantage is gained for each honour won for the Order.

Unless filled by a player-character, positions are vacant starting at base of 40% for Knight-Commander and grading downward by 5% for each position higher up in the Hierarchy of the Order. No influence from outside the Order may ever be brought on the behalf of an aspirant to a higher position. Loss of an election means that another person won the position, and the position is taken.

Vacancies are checked once per year, in the winter season.

HOUSE: 100 members of Ordinary Chapter; 200 sergeants-at-arms; 200 men-at-arms. There are 5 Houses in each Province. (10 in areas threatened by the Infidel.)

PROVINCIAL CHAPTER HOUSE: 200 members of Ordinary Chapter; 200 sergeants-at-arms; 300 men-at-arms. Two votes in all Provincial elections.


THE GRAND CHAPTER: 500 members of the Grand Chapter; 500 sergeants-at-arms; 2000 men-at-arms.

	Command	Income*
Sergeant-in-Training	-	20sp
Squire-in-Training	-	30sp
Sergeant-at-Arms	4 men	75sp
Sergeant	9 men	100sp
Knight	19 men	150sp
Knight Commander	100 men	100gp
Master of Chapter	Chapter	750gp
Provincial Commander	Province	1500gp
Marshal	Battle	2000gp
Seneschal	Army	2500gp
Grand Master	Order	5000gp

* Surplus income per month. Those Clergy having a congregation, Priors and upward, and Knight Commander and upward have surplus income for their establishments indicted-- to be used for all expenses.



KNIGHTS HOSPITALAR



TEUTONIC KNIGHTS



KNIGHTS TEMPLAR

The Knights Hospitalar: (also known as the Sovereign Military Hospitalar Order of St. John of Jerusalem of Rhodes and of Malta, Order of St. John, Knights of Malta, and Chevaliers of Malta; French: Ordre des Hospitaliers, Maltese: Ordni ta' San Gwann) was a Christian organization that began as an Amalfitan hospital founded in Jerusalem in approximately 1080 to provide care for poor, sick or injured pilgrims to the Holy Land. After the Western Christian reconquest of Jerusalem in 1099 during the First Crusade it became a religious/military order under its own charter, and was charged with the care and defence of the Holy Land. Following the conquest of the Holy Land by Islamic forces, the Order operated from Rhodes, over which it was sovereign, and later from Malta where it administered a vassal state under the Spanish viceroy of Sicily.

Those who served in the Order, both men and women, were bound by the usual monastic vows and were distinguished by wearing black robes adorned on the left breast by a white cross of eight points, symbolic of the eight beatitudes. The men were also clean-shaven.

Their work was strictly charitable and peaceful - providing shelter for pilgrims, tending the sick, aiding the poor among the pilgrims etc.

In 1118, the second Grand Master, Raymond Dupuy, added militancy to the activities of the male section of the Order. The Brethren of the Hospital of St. John of Jerusalem took upon themselves the new

duty of defending the Christian Kingdom of Jerusalem. This soon took precedence over their old duties. Despite its chivalric activities, the Order remained monastic in nature and maintained the firm discipline of any religious order living under a Rule. The Hospitalers did receive a fresh constitution which divided the sworn members of the Order into three general classes:

- **Knights:** These men were of noble and gentle birth and were the military leaders and most heavily armed.
- **Squires and Sergeants:** These were of common origins and were the ordinary rank-and-file fighters, although they were also well armed and the equal of many knights.
- **Chaplains:** These were priests, assumed all clerical duties and assisted in the tending of wounded and sick.

There were also lay brothers, hired mercenaries, and servants serving in the infantry and craftsmen who formed the support groups of the Order.

The Brothers of the Order were all mounted, wore heavy armour, and were clad in black surcoats emblazoned with the 8-pointed white cross of the Order (Knights had a red ground placed behind the cross). Chaplains wore the more traditional religious robes of the Order, but were known on more than a few occasions to don armour and bear arms against the infidel with no less zeal or prowess than the fighting Brothers.

Foot troops were lay brothers and sometimes were mercenaries hired to augment the strength of the Brothers. Infantry forces were employed as castle garrisons and as support to the mounted force. When in the field, infantry would be mounted (if sufficient riding horses were available) to speed movement.

The Teutonic Knights: also known as The Order of the Teutonic Knights of St. Mary's Hospital in Jerusalem (Official names: Latin: Ordo domus Sanctæ Mariæ Theutonicorum Hierosolymitanorum, German: Orden der Brüder vom Deutschen Haus St. Mariens in Jerusalem, or for short the Teutonic Order is a German Roman Catholic religious order. It was formed to aid Christians on their pilgrimages to the Holy Land and to establish hospitals to care for the sick and injured. Its members have commonly been known as the Teutonic Knights, since they also served as a crusading military order during the Middle Ages. The membership was always small and whenever the need arose, volunteers or mercenaries augmented the military forces.

The Order was composed of clergy and fighting laymen, and their way of life was governed by exceedingly strict rules. Ownership of personal property was renounced, though members did not exactly live in "poverty" because the Order was wealthy through generous bequests and grants by its supporters and the considerable profits made from its joint-trading ventures with merchants doing business in the east.

No Brother of the Order was to have his own seal or coat of arms, regardless of high born he was, just the white mantle and black cross of the Order. Commoners of "honest birth" (i.e. not illegitimate) could also join the order. They formed the sergeantry and infantry of the Order, but those of merit were raised to chivalric rank by the Grand Master without prejudice, their humble origins not working against them.

Even though the Teutonic Order was never an aristocratic body, knightly ethics still suffused all of its institutions and the attitudes and conduct of all its members.

The central administration of the Teutonic Knights at the Order's headquarters in Marienburg consisted of the following officials:

Hochmeister (70 status points): The Grand Master of the Teutonic Order was extremely powerful and virtually held a status rivalling that of a monarch. While obliged to consider the advice of experienced brothers and the decisions of the Chapter of the Order, the Grand Master really was in total control. It was not until the final stages of the Order's disintegration that other senior officers shared in the governance of the Order.

When a Grand Master died, his Deputy summoned the Komtur or Commanders of the Order to select 13 members who would then elect the new Grand Master. Qualification for this office was membership in the Order and having freeborn origins and being of "honest birth". The Order having no aristocratic biases, Grand Masters of common origins were elected on a number of occasions.

Grosskomtur (60 status points): Deputy Grand Master.
Ordensmarschall or Grossmarschall (55 status points): The Seneschal of the Order.

Tressler (50 status points): The Treasurer, in charge of all the Order's finances.

Trapier (46 status points): The Quartermaster General, in charge of acquiring and stockpiling arms, armour, munitions, provisions, and any other supplies.

Grossschaeffer (46-55 status points): The Minister of Trade, with the duty of administering and guiding the continually expanding commercial interests and relations of the Order. The position became increasingly important in the Order as the Teutonic's business interests widened.

Spittler (40 status points): The Hospitaler or official charged with quartering the brothers of the Order, overseeing the operation of hospitals for wounded, making provision for guest accommodations in the various Houses of the Order, etc.

The organisation of the rank and file was very military in nature,

although the local leaders also administered the general affairs of the area under their control.

Territory held by the Order was divided into Komtueris, each with a Chapter House headed by a Komtur. A House might be considered as a military unit comparable to a company. It could be part of the garrison of a major castle or housed in its own castle.

A Komtueri controlled a territory roughly equivalent to an "M" class holding with the Teutonic providing a fighting force in addition to that of the vassal knights and the Chapter House was a Cas.I in addition to the manors indicated for an "M" class holding. In other words, the area was definitely well garrisoned.

Being a religious fighting institution, each Komtueri enjoyed a net annual income of about 3,000gp per year from local sources.

The Grand Chapter was housed in a powerful fortress of Cas. IV-VI quality, standing in an area equivalent to a "V" type baronial holding. Note that its troops - equivalent to x 5 Komtueris - are in addition to vassal feudal troops in the area.

Each Chapter House consisted of 12 Bruders (brothers) of chivalric rank and about 48 lower ranking members equivalent to sergeants. Four of these would be attached to each Bruder in battle, making a fairly standard 5-man "spear" of cavalry.

Though cavalry "heavy", the Teutonic Knights had men-at-arms to provide archery and infantry support. Where possible, they would be mounted infantry. A House therefore had about 150 fighting men or more, 60 armoured cavalry, about 40 heavy infantry, and about 50 crossbowmen. Some of the foot troops provided a permanent garrison to enable the entire cavalry force and (mounted) infantry to take the field, assured that their stronghold was well held in their absence.



The Knights Templar: also known as The Poor Fellow-Soldiers of Christ and of the Temple of Solomon (Latin: Pauperes commilitones Christi Templique Solomonici), commonly known as the Knights Templar or the Order of the Temple (French: Ordre du Temple or Templiers), were among the most famous of the Western Christian military orders. The organization existed for approximately two centuries in the Middle Ages.

The Knights Templar were very different from the Hospitalers. Founded in 1118 by Hugh de Payns and Geoffrey de Saint-Omer, the Templars were a purely military order from the very outset, pledged to protect pilgrims and to fight in defence of the Holy Places. They received their Rule from the eminent St Bernard, who also composed a treatise in their favour, entitled In Praise of the New Chivalry, which consecrated war to the service of religion. The uniform of this bearded monastic order was a white surcoat and cloak, or a white robe, emblazoned with a red cross.

In the beginning, a Templar was a monk of the strictest and most ascetic type, pledged to chastity, obedience, and absolute poverty. At the same time, he was also a knight sworn to wage ceaseless and truceless war upon the infidel. He was not to rest until the Church remained supreme in the world. He was expected to fight always as a zealous fanatic, neither giving nor asking quarter of infidel foes and never retreating unless out-numbered at least three-to-one.

As a crusading Order, they fought often and they fought well against the infidel, showing great courage and resourcefulness. Everything went well for the Order until the fall of Acre, the last Crusader stronghold in the Holy Land (1291). After that, the Templars found no new centre and, far worse, no new work to do as defenders of the faith.

Officially endorsed by the Roman Catholic Church around 1129, the Order became a favoured charity throughout Christendom, and grew rapidly in membership and power. Templar knights, in their distinctive white mantles with a red cross, were among the most skilled fighting units of the Crusades. Non-combatant members of the Order managed a large economic infrastructure throughout Christendom, innovating financial techniques that were an early form of banking, and building many fortifications across Europe and the Holy Land.

While individual members remained paupers in theory, in actual fact the Order had received so many bequests of lands and revenues that the membership lived in regal luxury despite their supposed devotion to absolute poverty. The Templars went into the business of banking and lent money even to kings, which only increased their already enormous landholdings and their financial strength. To reflect the increased income enjoyed by the Order at this stage, triple the income it would normally enjoy - that is, 15,000gp per House in the Order will now be paid annually into the central treasury of the Grand Chapter!

The Templars' existence was tied closely to the Crusades; when the Holy Land was lost, support for the Order faded. Rumours about the Templars' secret initiation ceremony created mistrust, and King Philip IV of France, deeply in debt to the Order, took advantage of the situation. In 1307, many of the Order's members in France were arrested, tortured into giving false confessions, and then burned at the stake. Under pressure from King Philip, Pope Clement V disbanded the Order in 1312.

Order of Saint Lazarus: The Military and Hospitaller Order of St. Lazarus of Jerusalem is an order of chivalry which originated in a leper hospital founded by Knights Hospitaller. It was originally established to treat the virulent disease of leprosy, its knights originally being lepers themselves. The members of the Order were dedicated to two ideals: aid to those suffering from the dreadful disease of leprosy and the defense of the Christian faith. Its militarisation occurred due to the large numbers of Templars and Hospitalers sent to the leper hospitals to be treated. The order established 'lazar houses' to care for lepers, and was well supported by other military orders which compelled lazar brethren in their rule to join the order on contracting leprosy.

The Order of Saint Lazarus remained primarily a hospitaller order

but it did take part in a number of battles. The leper knights were protected by a number of able-bodied knights but in times of crisis the leper knights themselves would take up arms. centuries in the Middle Ages.

Order of the Holy Sepulchre: The Equestrian Order of the Holy Sepulchre of Jerusalem is a Catholic chivalric order of Knighthood that traces its roots to Godfrey of Bouillon, principal leader of the First Crusade. As it was for the deliverance of the Holy Sepulchre that the First Crusade was organized, so for its defense were certain military orders instituted. The Order earlier was called Order of Cannons, which today is now known as the Equestrian Order of the Holy Sepulchre of Jerusalem. It is considered the oldest of the military Orders of knighthood. It is the fourth oldest order in the Catholic Church. As the oldest military order original surviving orders from Jerusalem, this Order of Knighthood was given a charter by Papal decree in 1099. The practice of bestowing knighthood at the Church of the Holy Sepulchre was part of this mediaeval military movement toward reinstating a Christian presence in the Holy Land.



In ecclesiastical heraldry, the Order of the Holy Sepulchre is one of only two Orders whose insignia may be displayed in a clerical coat of arms. (Laypersons have no such restriction.) Knights and Ladies of the Order display their arms in the badge of the order, while Knights and Ladies of the rank Grand Cross surround their shield with a ribbon. Other ranks place the appropriate ribbon below the shield and may also display the red Jerusalem cross behind their shield.



Castles & Warfare



he making of war is the central feature of the Feudal Age, and Chivalry & Sorcery has attempted to treat the subject comprehensively to permit simulations at all levels of combat.

Castle



o most players, castles call up visions either of gloomy fortifications crouching on a mountainside or Camelot manned by valiant defenders. In fact, castles were the centers of rural life, the focus of trade, justice, religious life, even medical care and social welfare, not just an armory and place of refuge in time of war. When players design a castle, such functions should be taken into account.

Construction of Feudal Structures



ot all characters will be great lords worrying about building or improving their great castles and manorhouses. But all characters face the same problems when seeing to the construction of cottage or castle: the cost of materials and the availability of manpower.

The Peasant Hut

The majority of Feudal society, commoners who were unlanded and un noble, could not afford and were not allowed to construct fortifications. Their homes were of simple mud and wattle, with the minimum of fixtures, capable of sheltering a maximum of 5-6 adults.

Size: 10' x 15' to 15' x 30; and requiring 5 adults 2-5 days to construct at a cost of 1 CP per square foot. Larger huts had accommodations for people and animals.

The Yeoman's Cottage

The Yeoman's cottage is the home of a freeman or vassal with a good living. Yeomen often could afford stone and a well-thatched roof, with some timber bracing. Size: 20' x 15' with 3 rooms to 20' x 35' with 5 rooms, requiring 5 adults to construct it in 20 to 50 days at a cost of 2 CP per square foot. Interior furnishings were handmade, for the most part, so add 10% to costs.


The Common Inn

The Common Inn was probably one of the largest buildings in villages and small towns. Built several stories high and with a good cellar, it will perform the functions of putting up travelers and being a recruitment center during war or an entertainment center in peacetime. Because of its size and solidity, it was also a key defense point in a village or town, for its high, stout, windowless outer walls, its stores, and its accommodation quarters made it a semi-fortress. Size: 30' x 50' to 40' x 70' with 2 to 4 stories. Some inns were built around a central courtyard and were very large. Materials: dressed stone with timber bracing, at a cost of 9 CP per square foot x number of stories. Furnishings and stores cost an additional 20%. 20 men require 3 to 5 months to build it. Full stabling accommodations are included.

The Rural Inn

The Rural Inn is indeed the largest structure on the highroads, usually 20 to 30 miles apart. They are designed to provide shelter and protection for weary travelers. They are always designed protectively around a central courtyard, with stone walls that are timber reinforced and windowless on the outer side. It is a secondary fortification next to the castles and manor houses of the nobles. Size: 70' x 100' to 110' x 130' with 2 to 4 stories. The

cost is 12 CP per square foot x number of stories up to 9. Furnishings and stores cost an additional 20%. 20 men require 5 to 8 months to build it. Full stabling accommodations are included.



The Common Villa

The Common Villa is the residence of most families with high status and the wealth to afford to parade that status: merchants, guildsmen, landowning gentry, and wealthy yeomen--especially petit sergeants. The Villa is remarkably similar to the Rural Inn in overall design and cost.

Basic Construction Costs



he structures described above are given only in general terms. The variables to be considered when building a structure from scratch according to a personal plan follow. Costs are based upon a large amount of "free" labour:

Type of Task	Cost of Materials and Labour	Labour of 1 Man in 10 Hours
Site Clearing	1cp/10sq ft [woods]	50sq ft woods
Foundation preparation	1cp/20sq ft [unwooded]	100sq ft unwooded
Pallisaded Walls	1cp/sq ft foundation	50sq ft foundation
Wattle & Mud Walls	1cp/sq.ft	100sq.ft
Cheap Stone Walls	2cp/sq ft	50sq ft
Average Stone Walls	5cp/cu.ft of wall	50 cu.ft dressed stone
Good Stone Walls	7cp/cu.ft of wall	50 cu.ft dressed stone
Fine Stone Walls	10cp/cu.ft of wall	50 cu.ft dressed stone
Poor Mortar	15cp/cu.ft of wall	50 cu.ft dressed stone
Good Mortar	2cp/30 cu.ft of stone wall	150 cu.ft of wall
Poor Wood Bracing	3cp/30 cu.ft of stone wall	150 cu.ft of wall
Hard Wood Bracing	1sp/20 cu.ft of wall	100 cu.ft of wall
Fine Wood Bracing	3sp/20 cu.ft of wall	100 cu.ft of wall
Iron Bound Bracing	5sp/20 cu.ft of wall	100 cu.ft of wall
Brick Facing	7sp/30 sq.ft of facing	50 cu.ft of wall
Slate Roofing	5sp/30 sq.ft of facing	150 sq.ft of facing
Finishing*	1sp/5sq.ft of roof	100sq.ft of roof
Square Towers	+20% of construction costs	+20% of construction time
Round Towers	+30% of construction costs	+30% of construction time
Excavations(dirt)	+20% of construction costs	+20% of construction time
Excavations(stone)**	1cp/cu.ft of dirt moved	60 cu.ft dirt
Quarrying & Dressing	2cp/cu.ft stone moved	30 cu.ft stone
	3cp/cu.ft stone	20 cu.ft stone

Finishing* - includes the building of battlements, sheds, stables, and the interior finishing of manor houses, towers, stairs, gates, drawbridges, doors, etc.

Excavations(stone)** - if good stone is available close to the site as the result of having to excavate moats or cellars in rock, reduce the cost of Quarrying & Dressing by 50%.

Increase the cost of all materials that have to be hauled more than 5 miles by 10%.

Using Skilled Workmen

Skilled workmen may be imported to do a superior job. The effects on cost and construction time are as follows:

Type of Skill Labour	Cost of Skilled Labour	Reduction in construction Time
Master Fortress Engineer	+10% of total cost	-10% reduction
Engineer	+5% of total cost	-5% reduction
Skilled Workmen*	+10% of total cost	-10% reduction

Skilled Workmen* - this means at least 20% of the workmen on the site are skilled.

Fortress Construction

Before a player begins construction of a castle, he should read the Siege rules with care. Castles should be designed according to historical reality: star forts, for example, belong to the Renaissance Period and are simply unknown in the Feudal Ages.

In structural evolution, there is no discontinuity between noble and common dwellings except that the noble was responsible to his Overlord for the protection of the lands granted to him. For this reason the structures are larger and more massive. They are located in strategic sites to dominate the surrounding countryside and make any invasion an extremely costly venture, if not fatal, to the invader.

FORTIFIED VILLAS: The Small Fortified, Manor House [SFMH]

In development, the Fortified Villa is just a larger version of a Common Villa. However, the outer ring wall becomes prominent and towers begin to peer ominously over the wall. The main building is generally not more than 3 stories high (30'), not counting the gabled roof which extends upward another 10 feet. The ring wall reinforces the House wherever it comes into contact with it. All walls are 3 to 5 feet thick. The towers are also a reinforcement to the building and rise 10 feet above the roof (up to 55'). Stables, storehouses, and other outbuildings nestle against the inner side of the wall, which is 18 to 25 feet high, and moats or ditches protect the wall when it is possible to provide such defenses.

MANOR COMPLEXES: The Large Fortified, Manor House [LFMH]

The Manor Complex is a larger, more powerful version of the Fortified Villa. The ring wall is 25 to 35 feet tall and is always protected by a ditch or moat at least 20 feet wide and equally as deep. The walls are 5 to 8 feet thick. Round or square towers will anchor the corners of the walls and a tower gatehouse will guard the entrance to the courtyard within. The Manor House itself is 3 stories high (30'), with 5 to 8 foot walls and battlemented at the top. A large tower extends 15 feet above the roof, and smaller towers anchor the other three corners of the Manor House.

A variation of the Manor Complex places everything within one building. The wall of the large Manor House is 8 to 12 feet thick and 35 high, with battlements. The main tower is 60 feet tall, or more, and smaller towers anchor the other three corners of the Manor House. The site is usually chosen to provide the maximum in defense, and the water defenses are often extensive. Entrance is gained by a well defended gate, usually with a drawbridge and portcullis.

SHELL KEEPS [SK]

Unlike the preceding holdings, the Shell Keep is first and foremost a military structure designed to dominate areas of unrest. Here the prominent feature is a ring wall 8 to 15 feet thick and 25 to 50 feet in height, fully battlemented. The ring wall was circular or polygonal in shape. Within the wall the only main building visible was the great tower that topped the wall by 15 to 25 feet. The central Keep had walls 15 feet thick as the base, narrowing to 9 or 10 feet at the top. Size: 400 to 600-foot circumference for the ring wall, and 50 to 75-foot diameter tower. Entrance was through a barbican or gatehouse by a drawbridge, and often a small outer tower was built outside the moat to further defend the entrance.

THE CASTLE [Cas]

The true castle is an evolution of the Shell Keep or Manor Complex. The walls are usually increased in thickness and height, with bastions and towers along the curtain walls. It is always constructed of heavy stone braced with timbers that are often iron shod. The Donjons rose to heights as much as 100 feet with equal or greater diameters, and 15 to 25-foot thick walls. The roof was constructed of heavy arched stone, covered with solid timbers and roofing slates or lead plates.

The cost of a complete Donjon is almost too much to comprehend unless most of the labour and materials are produced by vassals. An Engineer and full crew of skilled workmen are essential to its construction.

In *Chivalry & Sorcery*, there are six "levels" or classes of castles. The only real difference is their strength and size:

CLASS I: SMALL CASTLE OR CHATEAU [I Cas]

A class I castle is simply an improved fortified manor house with more massive defenses:

- Keep: 50' to 60' high with equal diameter and walls 10' thick.
- Towers: 4 x 40' to 50' high, with equal diameter and walls 6' to 8' thick.
- Walls: 400' to 800' of curtain wall, battlemented, 30' to 40' high, 6' to 8' thick.
- Gate: 2 x 90' to 50' high towers, 1 gate, portcullis, drawbridge, and 2 x 5' x 3' postern gates.
- Bailey: Paved, with small Manor House and stables for 30 to 50 horses.
- Moat: 20' wide by 10' to 20' deep.

CLASS II: SMALL CASTLE OR CHATEAU [II Cas]

A class II castle is a stronger castle with better defenses than a class I castle and containing a larger garrison:

- Keep: 55' to 65' high, with equal diameter and walls 10' to 12' thick.
- Towers: 6 x 90' to 50' high, with equal diameter and walls 8' to 9' thick.

Keep: 55' to 65' high, with equal diameter and walls 10' to 12' thick.
 Walls: 500' to 600' of curtain wall, battlemented, 30' to 90' high, 7' to 9' thick.
 Gate: 2 x 40' to 80' high towers, 1 gate, portcullis, drawbridge, and 2 x 5' 3' postern gates.
 Bailey: Paved, with small Manor House and stables for 60 to 90 horses.
 Moat: 25' wide by 15' to 20' deep.

CLASS III: SMALL CASTLE OR CHATEAU [III Cas]

A class III castle is a stronger fortification than the previous two castles and is also more extensive. Indeed, it is almost classifiable as a major fortification:

Keep: 60' to 70' high, with equal diameter and walls 12' to 15' thick.
 Towers: 7 x 45' to 55' high, with equal diameter, and walls 7' to 10' thick.
 Walls: 600' to 700' of curtain wall, battlemented, 35' to 45' high, 9' to 10' thick.
 Gate: 2 x 45' gate towers, 1 gate, two portcullises, 1 drawbridge, and 3 x 5' x 3' postern gates.
 Bailey: Paved, with small Manor House, small chapel, and stables for 75 to 100 horses.
 Moat: 30' wide by 20' deep.

CLASS IV: LARGE CASTLE [IV Cas]

The class IV castle marks the beginning of extensive and truly powerful fortifications, with secondary defenses:

Donjon: 75' to 80' high, with 80' to 90' diameter and walls 15' to 18' thick.
 Towers: 4 x 55' to 60' high, with equal diameter, and walls 9' to 12' thick around keep.
 Walls: 8 x 45' to 55' high, with equal diameter, and walls 7' to 10' thick on curtain.
 Inner Wall: 400' to 600' of curtain wall, 45' to 55' high, 8' to 10' thick.
 Outer Wall: 1000' to 1200' of curtain wall, 35' to 45' high, 8' to 10' thick, with bastions along the exposed wall (vulnerable to assault because of the terrain).
 Bailey: Paved, with Large Manor House, chapel, and stables for 150 to 175 horses.
 Gate: Inner: 2 x 60' to 65' high, with equal diameter, 1 gate, 1 portcullis, 1 drawbridge, and 2 x 5' x 3' postern gates.
 Outer: 2 x 45' to 55' high, with equal diameter, 1 gate, 1 portcullis, 1 drawbridge, and 3 x 5' x 3' postern gates.
 Moat: Inner: 20' wide by 15' deep.
 Outer: 40' wide by 20' deep.

CLASS V: LARGE CASTLE [V Cas]

The Class V castle is a most powerful fortification and differs from the Class IV castle in the extensiveness of the fortification rather than additional height or thickness of the walls or towers.

Donjon: 80' to 90' high, with 90' to 110' diameter and walls 18' thick.
 Towers: 6 x 55' to 65' high, as for class IV around keep.
 Walls: 10 x 45' to 55' high, as for class IV along curtain wall.
 Gate: Inner: as for class IV.
 Outer: as for class IV, except 2 x 35' to 45' towers also guard the approaches on the outer side of the moat.
 Walls: Inner: as for class IV.
 Outer: as for class IV, except 1300' to 1500' of curtain wall, with bastions.
 Moat: Inner: 25' wide by 15' to 20' deep.
 Outer: variable, usually extensive and deep. Often, inner and outer water defenses protect the outer curtain wall.

CLASS VI: GREAT CASTLE [VI Cas]

Such monuments to Feudal genius for fortification are highly individual in design and so no guideline can be set down. Krak des Chevaliers, Coucy, and fortresses of similar stature may be cited as examples. In all respects, they are massive and superbly able to defend against the most powerful forces. If a character inherits one, he may design it to specifications not exceeding twice the size of a Class V castle, with walls, towers, moats, etc., up to 25% higher, thicker, wider, and so on.

Class V and VI castles contain extensive quarters, stabling, and other facilities. In general, they are able to contain four times the number of horses required for the garrison, six to nine times the number of men in the garrison, and have more than enough stores and arms for a long siege.

Stores & Supplies

The capacity of a castle to hold stores is almost unlimited, but the important figures are:

1. An adult male requires 5 Dr. of mixed foods or 9 of meat or 3 of field rations per day plus 2 quarts of water.
2. A warhorse requires 10 Dr. of grain and 20 Dr. of hay per day or 15 of wheat plus 3 gallons of water.

Most castles keep a standard stock of 2-5 months rations for occupants and horses for emergencies. Possessors of fortified manors, keeps, and castles may assume that such stores exist for castles existing at the start of the game. People fleeing to the castle for protection will bring 1-2 month's rations with them if there is time.

Feudal Warfare



As the castle is the main military installation and the basis of a noble's power, the siege is the focal point of Feudal warfare. Lord's do not fight merely for honour but also for gain, and the only real "gain" is another castle, keep, or manor house and the lands it dominates. Battles therefore occur as a result of:

1. Entering the region with an army on the way to besiege a castle;
2. Sorties from or against a castle;
3. Seizing the gate or storming the walls of a castle;
4. Hindering or destroying foraging parties;
5. Raising the siege by engaging the besiegers with a relieving force or a major sally from the castle.

All warfare in *Chivalry & Sorcery* hinges on one of the above 5 situations. An army can afford to spend only the summer months in the field, and the ideal attack is a quick and unexpected stab at the castle of the defender by mounted troops. If they are able to seize the gate and allow slower following forces of infantry into the castle, a victory should not be far behind. If the attackers cannot gain the gate, they must cut the castle off from allies. If the attacker is numerically much superior, he might attempt to storm the walls of smaller fortifications with scaling ladders, bribe his way in (a difficult procedure because everyone is watched inside), or use a ruse like the famous Trojan horse. Failing all of this, the attacker must place the castle under formal siege and await the coming of a relieving force or else go home.

The chances of the tactics chosen depend upon the Military Ability of the opposing commanders (see Character Prime Requisites). An attacker add +2% to the basic chance of success for each Military Point he possesses. A defender subtracts -4% from the attacker's chances for each Military Point he possesses.

Entering the Region Without Detection

60% chance of not meeting with a patrol that will sound the alarm. No surprise is possible if the alarm is sounded!

40% chance that the attacking force will not be discovered after entering the area. There is a 50% chance of the alarm being sounded in time.

30% chance that the attacking force can approach to within bowshot of the castle (unless terrain is too open to permit this). If this condition is met, there is a chance to seize the gate or postern:

Seizing the Gate or Postern

The Gate or Postern may be open if the alarm has not been sounded. However, if the alarm has been given, proceed to #3. All of the operations below depend upon approaching within bowshot without being detected:

60% chance that the attackers are not seen in time to close the gate or the postern in time. They have been caught by surprise and must fight for survival.

Storming the Walls

40% chance that the ladders have not been seen in time for the defenders to man the walls with archers. (60% if initial surprise attack.)

40% chance that the ladders could make it to the wall if the defenders have succeeded in manning the walls with archers.

10% unadjusted chance that each ladder put up would not reach or would break under the weight of a climber.

At the moment the ladders are against the wall, the combat begins.

Bribery



Bribery may be attempted at any time, but each failure to bribe, any detection of the bribe, or any failure of an attack after a successful bribe reduces one's chances by 10% the next time.

60% basic chance that the man or woman approached will take the bribe. The chance of success is modified by comparing the Charisma of attacking vs. defending commanders. An attacker receives +5% for each point above the defender. On the other hand, the defender receives +10% for each point above the attacker. Charm spells increase chances by 10%. Control Person spells increase chances by 20%. If the bribe is accepted:

60% chance that the man or woman would remain silent about the bribe and not report it to the castle commander. Compute final % as above.

10% chance that the man or woman would open the gates, if a report has not been made. Check % chance of Seizing the Gate or Postern. If a failure occurs, there is a 40% chance less the defending commander's Military Ability penalty of evading detection of the attempt. If undetected, a bribed person is free to make another attempt in 1-6 days.

If the attempt has been unsuccessful, and the bribed person dutifully reports to the castle commander, a trap will be laid, with +10% advantage on all weapon hit probabilities. The attackers will, after all, approach in the expectation of surprising the defenders; but the defenders will be waiting grimly for them, murder in their hearts with bows and swords ready: To keep things absolutely fair and aboveboard, the attacker must have his plan of attack written out, and the defender must have a contingency plan ready for the trap prior to all determinations. Results of a bribe are known only when there is a real chance to learn them--that is, when the attack is made.

Tactics

Because the surprise attack required a lot of luck and the expert handling of men on both sides, most attackers preferred to use the more formal siege to take a castle. Below is an outline of the typical procedures followed by each side in a formal siege.

Tactics of the Attacker

1. Disguised soldiers would create trouble in the area around the castle: burn crops, steal cattle, and generally demoralize the people of the area. Use Entering the Region percentages for each raid. There is, however, a 20% chance of a prisoner being captured by the defenders and tortured for information.
2. The attacking army would arrive in front of the castle at dawn, if possible. As many people who had grudges against the castle commander as possible would be found in the area, and they would be used to carry out mining and general labour.
3. All supplies and animals in the area would be seized to deny them to the defenders, to use as bribes to the local populace, and to supplement the attacker's own supplies.
4. An earthen fort would be built near the main gate of the castle, just out of range of the castle war engines, in order to protect the attackers from a sally or an attack by a relieving force.
5. Miners and laborers would erect palisades and excavate ditches around the castle to prevent men and supplies from passing freely in or out of the castle.
6. Using archers and siege engines, an attempt would be made to force defenders off the walls and to cover the rams battering the walls or the mining operations.
7. Ram would be set against the main gate and a selected weak point in the wall. At the same time, laborers working under the cover of shields and mantlets will try to fill in the ditches and moats before the outer wall.
8. While the rams, miners, and laborers are at work, incendiaries would be fired to divert the castle defenders to fire fighting. A sharp, small scale attack would be attempted to open the gates under cover of the diversion.
9. If rams and diversions don't work, bring up heavy siege engines to knock down the walls. At the same time, start construction of a siege tower or two. Prepare and place as many fascines as are needed to support the tower as it passes over the moat.
10. If the siege engines breach the wall, try to break through the defenders with a general assault. If siege engines have failed, bring up the towers and scaling ladders.
11. If nothing else works, bring up the miners and set them to undermining the wall, while continuing to employ all other methods to keep the pressure on the defenders.
12. If nothing works, simply sit back and starve the defenders out.

Tactics of the Defender

1. At the first word of the invader, gather in all men and supplies to the castle, while making sure that those who are too old, too young, or too sick to fight leave the castle and reach a place of safety.
2. Send word immediately to your overlord and friendly neighbors, requesting assistance. If a lord, summon your vassals; they have to come to your relief.
3. Assemble a quick sortie to try to drive the enemy off or, failing that, to scout his numbers and damage his stores and siege train, if he has one.
4. Arrange the entire garrison in the best possible order of battle. Break out all the supplies and weapons for an inventory, and start construction of mantlets for protection against missiles while manning the walls and towers.

5. Send messengers again to your overlord and friends, if no word has arrived that they are coming.
6. Block all approaches to the castle and make sure that all moats, gates, and walls are in a state of repair. Gather all available materials for repair together (a good store should always be in the castle anyway), and make sure they are fully protected against missiles and incendiary attack.
7. Use mounted troops to try to keep the enemy from establishing their camp, but avoid a pitched battle. Meanwhile, set up the castle siege engines and fire them at half power to lull the enemy into thinking they may approach closer.
8. Reinforce all sections where the enemy is using rams, pour burning oil on the siege engines, and engage the enemy missile engines with your own.
9. As a last resort, use the siege engines to set the enemy camp on fire, and use a last sortie to discourage them. One might consider surrender if every thing has failed to this point.
10. Place mantlets and shields on the walls to protect the garrison from being forced off the walls by missile fire. The siege is now on.
11. Using the posterns, sally ports, and secret passages, send small parties out at night to burn and kill in the enemy camp, destroy siege equipment, and obtain supplies and reinforcements.
12. Prepare for any eventuality, especially an attempt to storm the walls with scaling ladders, by bringing up stones, hot lead, quicklime, oil, and anything that can be dropped on the enemy from the walls.
13. Set up a watch for mining operations and, if necessary, begin countermining. (Most castles have a number of prepared countermines and so have a head start.)
14. Send more requests for aid and, if none is forthcoming, consider surrender.
15. If all else fails, make plans to hold out until the season turns or for a fight to the death designed to take as many of the enemy with you as possible. An attempt at flight might also be considered at this point.

Warfare in the Age of Chivalry

In the Age of Chivalry, warfare was not the marvel of scientific determinism it is today. All too often it was treated in a "Cavalier" fashion. You gathered up the Peasants and Yeomanry from the forests and fields and sent word to your vassal Knights to meet at a predetermined place. That was "mobilization." The assembled army marched off in the general direction of the enemy. That was "strategy." When the opposing armies had finally managed to find each other, everyone got into a more or less straight line and charged. That was "tactics." Of course, the caliber and command presence of the army leaders did tend to inject a degree of finesse into such proceedings, but all too often the relatively undisciplined troops and the headstrong independence of the Feudal Chivalry turned the best of plans into chaotic confusion.

The Time Factor

Few battles will last for an entire day. Virtually all of the action takes place in the hours of daylight, from dawn to dusk. Night actions are rare, these usually being in the form of surprise raids on encampments or siege positions. Battles therefore tend to last for 12 to 15 turns, maximum, with each turn representing approximately one hour.

Players should allow for the time lost marching their armies to the battlefield and deploying their troops. Usually, opposing armies arrive in the vicinity the evening before, spending the night near the battlefield and making final preparations for the coming fight. In the morning they break camp and march out to meet the foe. In order to recreate this standard practice, the opposing commanders should roll a 6-sided die and deduct the result from 12 or 15 to give a realistic number of turns or hours of daylight available for combat. To allow for the possibility of one side arriving at an earlier hour than the other, with time to deploy and take up good positions before the vanguard of the enemy has arrived, each commander could pick from a stock of "chits" numbered from 1 to 6 and place the chit in an envelope. When the deployment of troops is about to begin, each will reveal his chit. If one has arrived earlier, he will be able to make the number of moves indicated prior to the entry of the opposing force. Entry is always made in line of march, and the other of march must be written down at a time prior to setting up the miniatures on the battlefield.

If a number of great Lords are involved on one or both sides (at least two or three per side makes for "interesting" situations), each Lord will pick a chit from 1 to 6 to determine when his forces will arrive. Such is the chaos of Medieval warfare!

The Campaign Battle



As part of the overall campaign, battles will take place as a result of the strategic objectives of the players. Thus the composition of the Feudal armies found in a particular engagement will be decided by the strategic moves made by the players. In many instances, unbalanced fights will occur; but that is only as it should be, for the whole purpose of strategic planning is to attack where the enemy is weakest or does not expect to be threatened.

Troop Types



The forces at the disposal of a Lord or Knight are given in the chapter on Knighthood, particularly in Designing the Feudal Nation. However, these figures are given only in general terms and do not indicate such factors as armor protection, types and numbers of weapons, troop training and experience, or the quality and military ability of the unit commanders and subordinate officers. Only the social class and basic troop organization of the different military forces is known:

- KC/KI: Feudal Chivalry is composed of Knights, Squires, and Sergeants organized into the Feudal "Spear." A spear is typically 4 men: 1 Knight, 1 Squire, and 2 Sergeants. A Spear is always AC or Armored Cavalry armed with heavy lances and heavy cavalry weapons. On foot they fight as HAI Heavily Armored infantry.
- KC/FRI: Feudal Heavy Cavalry is composed of mounted Sergeants-at-Arms in the livery of some noble or Petit-Sergeants who are well-to-do Yeomen able to purchase a horse and armor. HC or Heavy Cavalry is organized in Spears of 4 Sergeants armed with lances and heavy cavalry weapons. Those not carrying shields will be armed with crossbows instead of lances. About 1/2 of the Sergeants not in the Feudal Chivalry are of this type. On foot, they fight as FRI Feudal Regular Infantry of the HI class. The remaining Sergeants and Petit Sergeants are LC Light Feudal Cavalry or MC Medium Feudal Cavalry. Such troops tend to be armed with spears or javelins or light crossbows and light cavalry weapons. On foot they fight as FRI Feudal Regular Infantry.
- FIL: Feudal Infantry Levy is composed of Yeomen Archers armed with longbows or light crossbows or Serfs armed with improvised weapons. Yeomen must be formed up separately from the peasantry to be above Type "C" training. They are typically Light Infantry. Yeomen also carry light infantry weapons.
- FRI: Feudal Regular Infantry is composed of Men-at-Arms in livery and are typically HI Heavy Infantry armed with pole arms and light infantry weapons.
- FCM: Feudal Civic Militia is composed of townsmen of good character and are typically LI Light Infantry armed with pole arms and light infantry weapons.
- FCR: Feudal Regular Civic Militia is composed of townsmen and hired Men-at-arms in equal proportions (see Town military levy) and are typically MI Medium Infantry armed with pikes and light weapons.
- MC: Mercenary Cavalry is comparable to mounted Sergeantry. Type "A" Mercenaries are Heavy Cavalry, Type "B" are Mediums, and Type "C" are Lights.
- MB: Mercenary Crossbowman are MI Medium Infantry (Type "A" are Heavy Infantry armed with heavy crossbows and light infantry weapons.
- MI: Mercenary Infantry are HI Heavy Infantry (Type "A" are HAI Heavily Armored Infantry armed with pikes or pole arms and light infantry weapons.
- FSC: Saracen and Moorish Cavalry are HC Heavy Cavalry armed with lances, short bows, and light cavalry weapons if Type "A;" MC Medium Cavalry armed with spears or javelins, short bows, and light cavalry weapons if Type "B" and LC Light Cavalry armed with javelins or short bows and light cavalry weapons if Type "C" or "D." On foot, they fight as a comparable class of Saracen Infantry but will use the powerful composite bow in place of the short bow.
- FSI: Saracen Infantry are generally poorly trained and motivated levies rarely rising above Type "C" or "D". Only Elite Palace Guards of high ranking nobles and Type "A" and "B" Saracen Cavalry will be Type "H" infantry. Type "D" infantry are always LC Light Infantry armed with Mixed SSH weapons and light infantry weapons. Type "C" infantry are MI Medium Infantry armed with javelins and light infantry weapons. Type B infantry are HI Heavy Infantry armed as for cavalry.
- KNI: Nordic Berserker Infantry are superb warriors of the MI Medium Infantry class. They are armed with Mixed SSH and heavy infantry weapons. They will never wear body armor.
- FNI: Nordic Infantry can be HAI Heavily Armored Infantry (Huscarles, Noble Guard) if Type "A". HI Heavy Infantry if Type "B"; MI Medium Infantry if Type "C" and LI Light Infantry if type "D". Nordic formations typical include 10% Berserkers, 15% Type "A," 25% Type "B," 25%

Type "C," and 25% Type "D." All are armed with Mixed SSH and heavy infantry weapons. Saxon troops can be rated as Nordics, with the Berserker group converted to Type "A" Huscarles. All Nordics will fight as Mounted Infantry whenever possible.

- KEI: Elvish Infantry are HAI Heavily Armored infantry if Type "A" and HI Heavy Infantry if Type "B" to "D." The nimble and cunning Elves are excellent close order infantry, for they are at once highly disciplined and motivated. More telling, they are very speedy on the battlefield despite their heavy armor. All Elvish troops are armed with Mixed "PL" weapons and heavy infantry weapons.
- KEB: Elvish Bowmen are HI Heavy Infantry for the most part and are armed with the Elvish Longbow and light infantry weapons. Elves can also field MI Medium Infantry Longbowmen as well, increasing 1/2 move speeds by 50mm (20 m/yd).
- KDI: Dwarvish Infantry are HAI Heavily Armored Infantry without exception. By virtue of their great strength, fine weapons, and superb armor, the Dwarves are perhaps the best disciplined infantry in the campaign. Smaller than most fighters, they are able to pack the line with half again as many as any other type, except the inferior Goblins. Also, like all Nordics, the Dwarves hold with the principle of combined arms, so that their formations carry Mixed SSH, pole arms, and heavy infantry weapons. Dwarves are not mercenaries, however, and normally do not mix in wars unless large treasures are to be won or hordes of Goblin types are involved.
- FHM: Hobbit Militia Infantry are diminutive and not particularly equal to a close fight with larger opponents, but they can give Goblins as good as they receive. They are superb shots and are armed with Mixed SSH weapons, pole arms, and light infantry weapons. They tend to be comprised of 25% HI Heavy Infantry, 25% MI Medium Infantry, and 50% LI Light Infantry. When hiding in thickets or other brush cover they are undetectable until one is within 150mm (60 m/yd).
- FUI: Uruk-Hai HI Heavy Infantry are the most fearsome of the Goblin races in battle because they are well trained and disciplined. They are in fact almost equal to Feudal regulars and Civic Militias. They tend to be armed with Mixed SSH, pole arms, and light infantry weapons. About 20% of any large force are Type "A," 20% are Type "B," 30% are Type "C," and 30% are Type "D."
- FWC: Goblin Warg Cavalry are the dreaded Wolf Riders. Mounted on savage wolves, the Goblins are superior to most of their kind. While their wolves attempt to bite and pull down adversaries, the Goblin riders fight with javelin and light cavalry weapons.
- FGL: Goblin Infantry is poorly trained, disciplined, and armed. Their best are HI Heavy Infantry of Type "C." About 33% are MI Medium Infantry and 33% are LI Light Infantry both of Type "D." The Heavy troops are armed with pole arms and light infantry weapons. The Medium troops are armed with javelins and light infantry weapons, while the Light troops have Mixed SSH and light infantry weapons.
- KTI: Trollish Infantry are perhaps one of the most fearsome sights on any battlefield. They are simply too hard to kill because of their regeneration of damage and their tough hides. Fortunately, there are never too many found on a battlefield, and they have not learned to fight in close order so they can be overwhelmed by sheer numbers. Once they panic, they cannot be rallied. Trolls are HAI Heavily Armored Infantry. There is a chance of having 1-10 units of 10 Trolls, with a 25% chance of their being Type "A," "B," "C," or "D." A Magick User usually is needed to command them.
- FGI: Giant Infantry are very rarely seen in battle simply because the appearance of large numbers of them tends to bring a counterbalancing force of Heroes from Valhalla (see Demonic Infantry). Giant Infantry correspond to FRI and FIL troops, except that their missile troops are very limited. When they manage to remember the fact, they can throw rocks like siege engines. They prefer to close with the enemy, however, and mangle him with heavy infantry weapons. Type "A" are Elite troops in HI Heavy Infantry Armor. Type "B" are MI Medium Infantry, while Types "C" and "D" are LI Light Infantry. The weight of armor or lack of it is irrelevant to the rate of movement because of the Giants' great strength.
- DI: Demonic Infantry are troops drawn from the Legions of Hell or the Halls of Valhalla. They are always HI Heavy Infantry and are armed with pole arms and heavy infantry weapons. Heroes of Valhalla also carry Mixed SSH weapons, while 25% of the hellish Legions carry short bows or light crossbows.

Social Class

Both human and non-human troops are classed under one of three categories:

Class K: Chivalric Troops, comprised of Knights, Sergeants, and

Squires-at-Arms. Such troops usually are elite cavalry. When applied to Nordic Berserks, Elves, the Dwarves, Trolls, and Demonic Infantry, the "K" designation signifies a very high morale, superb training and equipment, and/or supernatural force.

Class F: Feudal Troops, usually under the leadership of Sergeants, Yeomen of substance, or prominent Burghers. Such troops are generally levies called up from the countryside or the towns for limited military service. However, the trained Men-at-Arms and the auxiliary cavalry of the Petit Sergeantry are in fact at a professional level of training and experience--the "regulars" of the Feudal armies. Paid Civic Militia are "regulars" as well.

Class M: Mercenaries, comprised of landless men or else foreigners serving under their own leaders for pay. They tend to be well-trained and disciplined but are not too dependable when the battle turns into a bloodbath.

All Class K and F troops with the exception of FRI Feudal Regular Infantry, KEI and KEB Elvish troops, and KDI Dwarvish troops will use normal 6-sided dice in morale tests, etc. Mercenaries, Feudal Regulars, Elves, and Dwarves use special 2-3-3-4-4-5 dice. The overall effect is that the later types are far more predictable and steady. Social class will also affect morale checks when charging social superiors.

Training and Experience

There are four levels of training and experience which troops may attain:

Type A: Elite Veterans who have had much campaign experience and enjoyed battlefield success. Their morale and training are consequently of the highest quality. The average "experience" levels of individual members of such units is 15+ experience factors or 150,000 experience points and above.

Type B: Seasoned Veterans who have seen a number of campaigns and now possess self-confidence and pride in their units. The experience equivalent is an average 8 to 15 experience factors per man.

Type C: Average Troops who have had some experience and training but who have not as yet distinguished themselves in battle. If Knights or Sergeants, they are still in training and are somewhat inexperienced. If Mercenaries, they are likely not too well paid or else are undependable. Experience equivalent is an average 1 to 8 experience factors per man.

Type D: Green or Poor or Disaffected Troops who have either a minimum of training and experience or else are nursing some smoldering grievances. All Replacement troops for casualties are of this type for 1 year after they are called up for training and service. If they are Knights they are likely much better fighters but are in a rebellious frame of mind. If they are Feudal Regulars, they are Sergeants or Men-at-Arms who have not been paid or have been badly treated or led. All Mercenaries who are unpaid are in this class. Feudal levies are either poor troops or have been pressed into service longer than 60 days with poor or no pay or else have ploughing and harvesting to do. All Goblins except Uruk-Hai are Type "D" in bright sunshine.

Armor Protection and Mounts

LC: Light Cavalry are troops mounted on sturdy medium horses. They wear no protective clothing and either are without shields or are unable to use them. Most Saracen Cavalry is of this type.

MC: Medium Cavalry are troops mounted on sturdy medium horses. They wear a leather jerkin, brigantine, scale or quilted armor, or mail shirt, but not using shields, or they carry shields and wear no armor.

HC: Heavy Cavalry are troops mounted on large warhorses. They wear mail shirts or breastplates and use shields, or else are clad in 3/4 scale or mail armor and do not use shields. The finest Saracen Cavalry is of this type.

AC: Armored Cavalry are troops mounted on large warhorses. They wear full mail armor and use shields. The Feudal Chivalry are of this type.

HAC: Heavy Armored Cavalry are troops mounted on large warhorses protected by quilted, leather, or mail barding. They wear full armor and carry shields. Elite Chivalric cavalry is always of this type.

LI: Light Infantry are foot troops with no protective clothing and either are without shields or are unable to use them. The Peasant Fyrd and the Type "D" Saracen foot are almost invariably of this type, unless equipped by their lords with better arms and armor.

MI: Medium Infantry are troops protected by leather jerkins, quilted or scale armor, brigantines, or mail shirts but without shields or troops without armor but using

shields.

HI: Heavy Infantry are troops protected by leather jerkins, quilted or scale armor, brigantines, or mail shirts and shields, or troops wearing 3/4 mail or scale armor but not carrying shields.

HAI: Heavily Armored Infantry are troops clad in full mail armor and using shields.

Weapons

A wide range of weapons is available for use by the troops. Initially, all troops are armed as indicated for their type.

Cavalry Shock Weapons

Lance: Heavy European lance, 12'+, used couched by HC, AC, HAC.

Light Lance: Lighter Eastern lance, 12', used by Saracen and European AC and HC.

Spear: Spear 9'-12' used couched or over-aim by LC, MC, HC, AC.

All other Weapons: Javelins and all hand-held melee weapons.

Cavalry Melee Weapons

Heavy Weapons: Broadsword, Mace, axe, hammer, morning star, flail used by KC.

Light Weapons: Javelins, light swords, scimitars, etc., used by LC, MC, FSC.

Cavalry Missile Weapons

Short Bow: European or Eastern Self-bows used by LC, MC, FSC.

Crossbow: Light manually loaded crossbow used by Feudal LC, MC.

Infantry Shock Weapons

Pikes: Shafted weapons over 12' used by FRI, MI, FCR, dismounted KC.

Pole Arms: Spears, bills, halberds, etc., used by almost all infantry.

All other Weapons: Light and Heavy weapons, javelins, etc., used by infantry.

Infantry Melee Weapons

Heavy Weapons: Broadsword, etc., used by KC/KI, FRI, KNI, FNI, KEI, KDI, KTI, FGI.

Light Weapons: Light swords, scimitars, javelins, etc., used by most infantry.

Pole Arms: Spears, bills, halberds, etc., used by most infantry.

Pikes: Shafted Weapons 12'+, used by KC/KI, FRI, FCR, and Mercenary MI.

Infantry Missile Weapons

Short now: European or Eastern Self-bows used by LI, MI, HI.

Lt. Crossbow: Light manually loaded crossbow used by Sergeants, FRI, MB, FCM, FCR.

Hv. Crossbow: Heavy windlass loaded crossbow used by Type "A" Mercenary MB.

Longbow: Yew bow used by English FIL (Yemen) and Elvish EIB.

Composite Bow: Eastern bow comparable to longbow for range, used by FSI,

Special Weapon Combinations

Mixed "SSH" Weapons: Mixed missile weapons: 25% short bows, 25% slings, 50% hand-hurled weapons. Such a force is a blend of 1 shortbowman figure, 1 staff-slinger figure, and 2 javelin or axeman figures.

Mixed "PC" Weapons: Mixed pole arms but including 25% crossbows. Such a force is a blend of 3 pole-armed figures to 1 Crossbowman. Crossbows are of the "light" variety except for Mercenary Type "A" infantry who do use the "heavy" crossbow.

Mixed "PL" weapons: As for Mixed "PC" except that 25% are English Yeoman Longbowman FIL and Elvish Bowmen KEB.

Mixed forces always have the training and experience level of the largest group in the force. For example, Mixed "PC" would have the training and experience of the pole-armed troops, not the

Crossbowman.

Cost of Weapons, Armor, and Pay

It is assumed that troops show up initially with the weapons indicated for their type. However, replacements for casualties and improvement of arms or armor requires an extra expenditure. The following costs are for a Type "D" fighting man. A higher degree of training and experience increases the cost.

Type	Armor/Man	Armor/20 men	Pay/man/day	Pay/20 men/day	Other
LC	-	-	5 sp	4 gp	15 gp/horse
MC	50 sp	40 gp	8 sp	7 gp	15 gp/horse
HC	100 sp	80 gp	10 sp	8 gp	15 gp/horse
AC	400 sp	320 gp	15 sp	12 gp	20 gp/horse
HAC	550 sp	440 gp	20 sp	16 gp	20 gp/horse
LI	-	-	1 sp	1 gp	Mounts for Mounted
MI	40 sp	32 gp	2 sp	2 gp	Infantry are 10 gp each.
HI	90 sp	72 gp	4 sp	3 gp	
HAI	350 sp	280 gp	6 sp	5 gp	
Longbowman			+4 sp	+3 gp	Mules, Oxen, Draft Horses, etc., are 5 gp each.
Heavy Crossbowman			+6 sp	+5 gp	
Light Crossbowman			+4 sp	+3 gp	
Elvish Infantry or Bowmen			+10 sp	+8 gp	Unless controlled by a player, these troops are difficult to hire. Trolls and Giants will rarely be obtained in large numbers--usually 10 to 100 at most.
Dwarvish HAI			+10 sp	+12 gp/30	
Goblin Infantry			-2 sp	-2 gp	
Uruk-Hai Heavy Infantry			+1 sp	+1 gp	
Goblin Cavalry (MC or HC)			+2 sp	+2 gp	
Trollish Infantry			+50 sp	+20 gp/10	
Giant Infantry			+75 sp	+30 gp/10	

The War Chest

Every landed nobleman and independent town will maintain a "war chest" or stock of money to equip and pay troops, to build and improve fortifications, and to finance his military campaigns. At the beginning of the campaign or upon a character's entering the game in a hitherto undetermined fief, a noble will have from 6 to 10 times his net monthly income in his war chest. These monies include all readily saleable assets and collateral to be offered up to secure loans. As the campaign progresses, the sums in the war chest may grow or shrink, depending upon the saving and spending policies of the particular Lord.

Upgrading Training and Experience

Initially, all forces are at the base training and experience level, Type "D." Up to 50% of the monies in the war chest at the start of the campaign may be expended to upgrade the quality of a Lord's feudal forces from Type "D" to higher grades:

- Type "A": No more than 10% of one's forces may be Elite Veterans in the beginning. Later, this may be increased to 20%. Most should be Chivalry.
- Type "B": No more than 15% of one's forces may be Seasoned Veterans in the beginning. Later, this may be increased to 20%. Most should be Sergeants.
- Type "C": No more than 25% of one's forces may be Average Troops in the beginning. Later, this may be increased to 50%.
- Type "D": Initially, 50% of one's forces are Poor or Green Troops. Later, this may be decreased to 10%.

The increased costs to provide armor and pay for Type "C," "B," and "A" troops are taken as a percentage increase of the cost of comparable Type "D" troops:

- Type "C" Cavalry: increase cost by 25%.
- Type "B" Cavalry: increase cost by 50%.
- Type "A" Cavalry: increase cost by 100%.
- Type "C" Infantry: increase cost by 20%.
- Type "B" Infantry: increase cost by 40%.
- Type "A" Infantry: increase cost by 80%.

During the winter of each year, the players commanding forces of men are able to upgrade the quality and equipment of their troops by expending money from the war chest. However, troops may be advanced only one grade. For example, Type "B" troops may be upgraded to Type "A," but Type "C" troops can be upgraded only to Type "B." There is always a 10% minimum of Type "D" troops, representing replacements, untrainable units, disaffected or poorly led troops, and so on.

Replacements

Replacements may always be raised from the population, but no more than 20% of the total feudal force which a player possesses initially may be replaced from adult males in his feudal demesne. The reasons are essentially economic: men are needed to provide food and other services and, while 100% replacement would be possible, the delicate economy of the barely efficient fiefs would be totally shattered. Furthermore, several disastrous battles would so decimate the manpower that the next generation would be far smaller.

Replacement troops are always rated as Type "D" Green forces until the year has passed and the upgrading season is reached. Replacements may be called up at any time during the spring, summer, or fall, but no more than 20% may be called in a year.

Mercenaries

No more than 20% of the total force possessed by a player may be Mercenary in nature. To hire Mercenaries, a Lord must "negotiate." Negotiations involve paying 1-3 months' pay in advance to secure the arrangement (that is, to bribe the Captain of the Free Company to commit his troops to service). A Mercenary Company typically is comprised of up to 25% Type "A," 25% Type "B," 40% Type "C," and 10% Type "D" troops. Casualties may be replaced by promotion from lower grades of experience in the winter upgrading period as for Feudal troops. Recruits may also be found up to 20% of the Company's strength, with half being Type "C" and half Type "D" troops. Recruitment takes place in winter or early spring.

Replacement Weapons

When new troops are raised or upgrading of arms is necessary, weapons have to be bought. The following prices are based upon the manufacture of the arms inside the demesne of a Lord by his own armorers. Mercenaries not in service will pay an additional 50% for weapons.

Type	Cost/man	Cost/20 men
Heavy Lance	15 sp	12 gp
Light Lance	10 sp	8 gp
Cav. Spear	10 sp	8 gp
Pike	15 sp	12 gp
Pole Arms	10 sp	8 gp
Javelin	7 sp	6 gp
Heavy Weapon	75 sp	30 gp
Light Weapon	50 sp	20 gp
Mixed SSH	20 sp	16 gp
Mixed PC(L)	35 sp	28 gp
Mixed PC(H)	50 sp	40 gp
Mixed PL	35 sp	28 gp
Peasant Arms	5 sp	4 gp
Short Bow	25 sp	20 gp
Long Bow	75 sp	60 gp
Composite Bow	125 sp	100 gp
Light Crossbow	75 sp	60 gp
Heavy Crossbow	150 sp	125 gp
Elvish Bow	200 sp	160 gp
100 Arrows	20 sp	16 gp
100 X-bow Bolts	30sp	25 gp

100 Arrows or Bolts = 5 "flights" of missiles in combat. Adequate supply of arrows and bolts is necessary for combat efficiency.

General Field Costs

In addition to armor, weapons, and training, other costs may be incurred. These include providing food and fodder, hiring blacksmiths and armorers to maintain armor, weapons, and horses, etc. Such costs are borne by the vassals for the 60 days of feudal service and by the Lord thereafter. The Lord must pay for his personal troops, however.

Type	Cost/man	Cost/20 men
Infantry	1sp	1 gp
Cavalry	3 sp	2 gp

Chivalry	5 sp	4 gp
Animals	1 sp	1 gp
Physicians	5 cp	4 sp

A special cost is that borne when Mercenary troops are included in the army. Mercenary Companies are on 1/4 pay when on long-term service, taking most of their pay in the form of maintenance. When in the field, they revert to full Pay.

Military Engineers and Artificers



troops trained to build and operate siege engines are specialists. If Feudal troops, they obtain full pay the moment they take to the field. If they are Mercenaries, they receive pay as Type "A" troops + 50% so long as they are in the service of a Lord.

Only 1 military artificer will be found per 20 men in Feudal service, and 2 will be found per 20 Mercenaries. Artificers are rated as MI infantry but receive HI pay + 50%. Small siege engines require crews of 5 artificers, and large ones need 10. Military Engineers are classed as Command Figures and receive 1 GP plus an additional 1 GP per Command Level (CL) they possess. They are accorded rank equal to Knights. For purposes of command, a Military Engineer is required to command forces with more than 40 artificers. Generally, one Military Engineer will be present in a Mercenary Company (random roll for Command Level on 1-6 die, with 6 not counting). There is also a 10% chance per 100 Knights, Sergeants, and Men-at-Arms in a Lord's service that one has the talents of a Military Engineer, with a random roll for Command Level. Check once for each 100 men of these types.

Battle Scales

Frontages

The following guidelines should be followed when mounting figures on bases and spacing them on the battlefield:

Frontage of Figure in Formation

Type of Unit	Base	Close Order	Normal Order	Open Order	Depth
Light Infantry	20mm	20mm	25mm	30mm	15-25mm
Medium Infantry	15mm	15mm	20mm	25mm	15-20mm
Heavy Infantry	15mm	15mm	20mm	25mm	15-20mm
Light Cavalry	20mm	20mm	30mm	35mm	40-50mm
Medium Cavalry	20mm	20mm	30mm	35mm	40-50mm
Heavy & Armored Cavalry	20mm	20mm	25mm	30mm	40-50mm
Trolls & Giants	25mm	25mm	30mm	35mm	25mm

Scales

Ground scale is 1 : 400, with 2.5mm = 1m/yard or 1" = 10m/yard.

1 25mm figure usually represents 20 men. Dwarves, Hobbits, and Goblins have 30 men per figure, but only Dwarves count these as having an effective basic strength of 30. In the Case of Giants and Trolls, only 10 men are represented, with each man having a basic strength of 6 or 60 for the figure.

1 siege engine or wagon figure represents 4 engines or wagons.

1 turn represents a real time period of 10 minutes, but for purposes of game play, each turn represents an hour. Time is expanded to keep games in realistically playable limits.

1 movement phase represents a real time period of 3-5 minutes, but for purposes of game play, each phase represents 30 minutes.

Smaller Scale Battles

If players are conducting operations on a smaller scale, as when fighting Baronial armies, a 1 : 10 scale can be used without modifying the movements or ranges. Each figure will represent 1/2 its normal strength: 10 men, not 20; 2 war engines, not 4; and so on. The Commander Rule may be modified to permit senior Knights to lead Knights. Minor inconsistencies will result, but the battles still prove to be playable and balanced.

Casualties need not be halved. Simply rate each figure at double its normal value.

Equipment

Players will need the following equipment:

25mm miniatures.

Rulers: Metric rulers marked in millimeters are preferred, but inch markings can also be used.

Dice: 1d100 percentage dice, and several ordinary 6-sided dice and several marked 2-3-3-4-4-5. The special dice can be manufactured from ordinary dice by painting over the sides, then painting in new pips. The surface can be protected by coating with several layers of Urethane or other clear plastic paint. These specialized dice can also be purchased from a few suppliers. The special dice are used for Regulars and Mercenaries, and the ordinary dice for all others.

Pencil and Paper: For recording troop data, orders, and casualties.

Movement Rates



The following table contains the maximum distances which troops may move in clear terrain. Maneuvering, changing formations, and terrain features may slow movement. The ground scale is 1 : 400 or 2.5mm = 1m or 1 yd. Those players preferring measurement in inches can use a scale of 1" = 10 yds. For ease of conversion, the movement distance in meters/yards is given in brackets and conversion to inches can be made by dividing the distance by 10.

Type	Order	Normal Move	Force March	Charge
LC	Close	150mm	300mm	400mm
	Normal	200mm	400mm	500mm
	Open	250mm	500mm	650mm
MC	Close	150mm	300mm	400mm
	Normal	200mm	375mm	475mm
	Open	225mm	450mm	600mm
HC	Close	150mm	300mm	400mm
	Normal	200mm	375mm	450mm
	Open	225mm	450mm	550mm
AC	Close	150mm	300mm	400mm
	Normal	200mm	375mm	450mm
	Open	200mm	450mm	500mm
Mounted Infantry	Normal	200mm	350mm	400mm
	Open	200mm	375mm	450mm
LI	Normal	200mm	250mm	275mm
	Open	225mm	275mm	300mm
MI	Close	150mm	200mm	200mm
	Normal	150mm	200mm	225mm
	Open	200mm	250mm	275mm
HI/HAI	Close	150mm	200mm	200mm
	Normal	150mm	200mm	225mm
	Open	175mm	250mm	250mm
Elves	Close	200mm	250mm	250mm
	Normal	200mm	275mm	300mm
	Open	250mm	300mm	350mm
Trolls	Normal	150mm	250mm	250mm
	Open	175mm	300mm	300mm
Giants	Normal	200mm	300mm	350mm
	Open	250mm	350mm	400mm
Wargs	Normal	150mm	350mm	400mm
	Open	200mm	425mm	475mm
Transport		150mm	200mm	
Mule train		175mm	250mm	
Light War Engine		150mm +25mm if 4 additional horses or 20 men		
Heavy War Engine		100mm +24mm if 8 additional horses or 40 men		

Barding reduces Cavalry movement by 50mm if light or medium horse are so protected. Heavy cavalry horses are slowed by 25mm. armored cavalry mounts are capable of carrying barding without penalty.

Transport typically includes 5 wagons or carts drawn by 2 mules, horses, or oxen.

Light War Engines (4 per figure) are pulled by 8 draft animals; heavy engines by 16. Thus Light Engines require 24 animals per figure and Heavy Engines need 48. Speed can be increased slightly adding the number of animals or men per engine, as indicated above.

Terrain Features

Open Terrain: flat ground presenting no significant obstacles to visibility, movement, or missile fire.

Open Woods: scrubland, orchards, etc., restricting movement, visibility, and effects of missile fire.

Dense Woodland: extensive undergrowth and severe restriction of movement, visibility, and effects of missile fire.

Rolling Hills: slopes of a gradient insufficient to impede movement but blocking view from lower ground and giving troops occupying them a height advantage in combat.

Water: Small streams are fordable all along their length. Rivers can be crossed only by boat, bridge, swimming, or fording. The banks of water obstacles impede movement but offer no cover and troops crossing water or banks are downhill to any enemy on land.

High Banks: steep slopes along streams, rivers, etc., which impede movement.

Cliffs: very steep slopes which greatly impede movement. Perpendicular cliffs must be scaled with ropes.

High Hills: slopes are steep and impede movement considerably. Otherwise, they are like low hills.

Bridges and Linear Barriers: all bridges and obstacles of considerable length such as low stone walls, top of battlements, hedges, etc., impede movement. Bridges are often only 1 figure wide. Low walls and hedges provide cover and limit visibility and missile fire. Battlements provide extensive cover and reduce missile effects severely. They must be climbed using stairs, ladders, or ropes.

Muddy Ground: any terrain feature heavily wet by rains. Charges are reduced by 1/3 and normal movement by 1/2. Cavalry will take casualties from bad falls and overriding fallen troops.

Marshes: soft, water-covered ground which impedes or even prevents movement. Marshes can either be open terrain or open woods filled with reeds, tall grasses, and trees.

Visibility

As long as the line of sight is unobstructed, visibility in clear weather is unlimited.

Rolling hills, high hills, and linear obstacles may completely conceal the presence of troops unless they show themselves in line of sight.

Open woods restrict visibility to 150mm and troops concealed on the edge will not be seen until approached to within 200mm.

Dense woodland restricts visibility to 75mm and troops concealed on the edge will not be seen until approached to within 100mm.

Fog may act either as open or dense woodland in effect. Troops charging through fog at a speed faster than the maximum visibility will not be able to avoid obstacles that suddenly appear before them 30% of the time.

Missile troops firing from a wood automatically give away their position. Missile fire in fog is impossible beyond the range of maximum visibility.

Buildings and fortifications completely block visibility unless troops show themselves in windows or doors or over the battlements. Arrow slits in towers provide total cover.

Effect of Terrain on Movement

Terrain	Effect of Terrain
Open Terrain	All troops, transport, and siege engines move at normal speeds.
Roads	All terrain effects negated except Mud (unless all-weather road).
Open Woodland	Infantry may march in normal or open order at full speed. Cavalry and Infantry in close order move at 1/2 speed. Transport and siege engines are restricted to roads and tracks.
Dense Woodland	All infantry must move in open or normal order at 1/2 speed. Cavalry, transport and siege engines are restricted to roads and tracks.
Rolling Hills	All combat troops are unimpeded. Transport and siege engines move at 2/3 speed.
Rivers, Streams and Moats	If wading is possible, all movement is at 1/2 speed. If fording is possible only by swimming, only Light Infantry and Cavalry troops may cross at 1/5 speed (no charge or forced marches)
High Banks	All Light and Medium Infantry lose 25mm of movement. All heavy Infantry and Cavalry lose 50mm of movement. Transport and siege engines

require 1 phase at the bank to move.

Cliffs	All Light Infantry climb or descend at 1/3 speed. All Medium and Heavy Infantry climb or descend at 1/5 speed. Cavalry, transport and siege engines cannot cross this terrain.
High Hills	All Infantry move at 1/2 speed upslope. All Cavalry moves at 1/3 speed upslope. All transport and siege engines move at 1/4 speed.
Bridges and Linear Barriers	Infantry deduct 50mm from their speed when crossing. Cavalry deduct 50mm at normal speed and 1/4 speed in charge. Transport and siege engines may cross only at bridges and gaps.
Fortifications	All infantry deduct 50mm at top of battlements. Cavalry, transport, and siege engines may cross only through gates.
Sharpened stakes	All troops cross at 1/2 normal speed. Charges are not possible. The troops must halt one phase in front of the barrier. Transport and siege engines may cross only through gaps.
Scaling Walls	All Light and Medium Infantry require 25mm to climb 10 feet. All Heavy Infantry require 50mm to climb 10 feet.
Stairs	All Infantry require 25mm to climb 10 feet. (Single file movement)
Muddy Ground	All charges reduce by 1/3 speed and all normal movement by 1/2 speed.

Formations and Movement



The battle is fought in a series of turns. Movement is taken in turns of simultaneous action and each turn of movement/combat takes place in two phases. The sequence of play is as follows:

1. Determination of return of troops voluntarily off the battlefield.
2. Writing of turn orders.
3. Announcement of all intended charges in the first phase.
4. Movement of all charging units after they test morale.
5. General movement.
6. Missile fire and casting of magical spells.
7. Morale tests as a result of missile fire, including the reaction of neighboring friendly units.
8. Pre-melee morale checks.
9. Melee.
10. Post melee reaction of troops.

When this sequence is completed, the second movement/ combat phase occurs. The operations described in #2 to 9 are repeated. At the end of the second round of melee, the following operations are performed:

11. Post-melee morale tests.
12. Post-melee pursuit determinations and free facing.

Formations

All units are, by definition, formed bodies of troops and must have a set formation. The following formations are possible:

Battleline: All figures in the unit are facing in the same direction and are in normal or close order. The line may be two figures deep if Light Infantry, three figures deep if Medium or Heavy infantry, and four figures deep if Armored or Heavily Armored Infantry. The battleline will be relatively straight.

Positional Battleline: All figures in the unit are facing in the same general direction but the battleline has been bent to conform with terrain such as hills and woods in order to keep the entire unit within the confines of the terrain. Otherwise, like a Battleline.

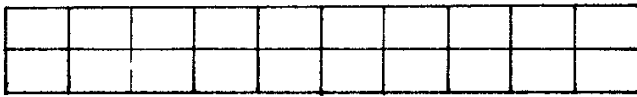
Skirmish Line: A single rank of figures extending in open order. All figures in the unit are facing the same direction. A skirmish line is never used to attack close order troops and will fall back when attacked.

Column: All figures are facing in the same direction. The column is deeper than the Battleline and always moves in normal order.

Column of March: When travelling along a road a unit will assume a width to conform with the width of the track they are following. A Column of March will be one to three figures wide and as deep as is necessary to maintain unit integrity. A Column on the march is always in open order unless Heavy, Armored, or Heavily Armored Infantry, which may be in normal order.

Defensive Square: All figures in the unit are facing outward from a

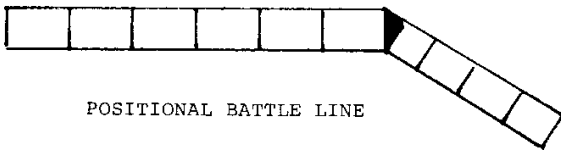
common center, with the lines not deeper than prescribed for a Battleline. Since a defensive square is used only in moments of grave peril or when facing an immediate attack by massed cavalry, a morale test is required by all infantry not of Type "A" or "B" status.




BATTLE/LINE




SKIRMISH LINE



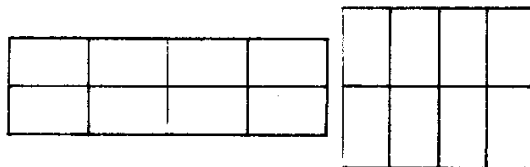
POSITIONAL BATTLE LINE



COLUMN



COLUMN OF MARCH



CHANGE OF FACE (Done by Stand)

Change of Formation or Facing

A unit may perform one of the following functions in each phase of the movement turn:

Change Formation and/or Density: A unit may change from one formation to another. Also, a unit may change density from open, normal, or close order. Half of the movement will be lost in such a maneuver and charges or double-time marching are impossible that phase.

Change Facing: A unit may change the direction it is facing at a cost of one-quarter of its movement per 90° the unit turns, then move the remaining distance.

Advance: A unit may advance to the limit of movement allowed.

Fall Back: A unit may fall back its normal move distance without turning its face from the enemy.

Retreat: A unit may turn away from the enemy and fall back its full charge move or it may turn away from the enemy, fall back one-half its movement and turn around again (50% of the time if it is pursued). The unit must double-time to do so.

Rally Back: Cavalry may fall back its full normal move to regroup of a charge if repulsed in its previous attack. It can rally back at gallop speed if it desires. It always turns in time.

Wheel: A unit may pivot on the end of one flank or another (or along any point in between if attempting to move around the flank of an enemy unit it is overlapping or to conform to terrain features). A Wheeling maneuver sees the pivot point remain stationary while the farthest flank moves up to its maximum

allowable distance without breaking the line.

Rout: An immediate breaking of formation and general retirement to the rear without any thought of further disciplined action. The unit will be in open order, with backs to the enemy, and routs at the double.

Dismount/Mount: Mounting or dismounting and deploying takes one-half the movement of a cavalry or mounted infantry unit to a maximum of 150mm (60m/yd). When mounting, cavalry are unable to charge or gallop in the same movement phase. One figure in ten holds mounts.

Stand: A unit may choose to do nothing in the way of movement. An unformed or disordered unit may restore some semblance of formation to its ranks by standing and sorting out the mess. This is especially true of Type "C" and "D" troops which are not trained and drilled enough to reform on the move.

Disorganization



A unit becomes disorganized and is unable to execute movement or melee or fire missiles effectively when one of the following conditions exists:

1. Troops have undertaken a "forced march."
2. Troops are crossing sharp ridgelines, linear obstacles, wading or swimming, climbing cliffs, or scaling walls with ladders and ropes.
3. Cavalry has been charged while standing.
4. Troops have been charged in flank or rear while changing formation or engaged frontally in close combat.
5. Troops have lost a commander who was captured or killed in the previous phase.
6. Troops have not been able to rally after a rout, pursuit, melee, or charge that was unsuccessful.

Disorganized troops move at 2/3 normal speed and may melee or fire missiles from the front rank only. Disorganization lasts so long as the conditions causing it continue. If disorganized and pushed back as a result of close combat, the troops will also be disorganized in the subsequent phase.

Rallying



Often the completion of a melee, a pursuit, an unsuccessful charge, or a rout troops will need time to rally and reform ranks. While they are rallying, they may advance only if they are Type "A" troops and led by a Commander of CL 4 or 5. Otherwise, they are able to stand or retire at normal speed. Until they have rallied and reformed all missile fire and close combat is conducted as if they were disorganized troops. The time taken to rally is given in phases and depends upon the training and experience of the troops affected:

Combat Situation	Type A	Type B	Type C	Type D	KC Type A or B
Following a charge or melee	1	1	1	2	1
Following a hot pursuit	1	1	2	3	1
Following a rout	2	2	3	4	2

All Cavalry not belonging to Elite or Veteran Chivalry will require 1 extra phase to rally and reform if they had charged into a melee.

Passage Through Friendly Units



All sub-units of a formation may pass through any other units of the parent formation without movement penalty so long as the unit that is interpenetrated is in normal or open order. If in close order, the units passing through lose 25mm of movement for each rank of figures passed through. If passage is not completed and the formation is attacked in melee, treat the formation as disorganized.

In all other cases, interpenetration is possible only if a unit has "broken" and routed during close combat or had failed a morale test. Lighter troops may not pass through formations of heavier friendly troops unless the heavier unit is in open order.

Forced Marches



Infantry in open order may march "at the double" on alternate turns for both phases of the turn. Marching at the double causes the troop to become "winded" and fatigued. The troops are "tired" during the last phase of the forced march and in the first phase of the subsequent turn. Tired troops move at 1/2 speed, cannot charge, and fight with impaired efficiency.

Cavalry and Light Infantry may gallop or march at the double in one

phase of each turn without becoming fatigued. The march must be made in open order. If the forced march is made in both phases of the turn, only Type "A" or "B" Cavalry will not become "tired." Even Type "A" troops will be fatigued if the forced march is performed in three successive phases without a rest phase in between.

Type "A" or "B" Elves and Dwarves are considered as equivalent to Cavalry of equal training and experience when forced marching. The condition of such infantry is superb and thus a fatigue situation is averted.

Charging into Melee



"charge" is any move intended to bring troops rapidly into close combat with the enemy in the phase in which it is executed. A charge must be announced prior to all other forms of movement. In a charge, troops move their normal distance, then all missile firing and morale tests are determined, in that order. The charge bonus is then added to the move and, if contact is made, "impact" results are determined for the shock of the charge as it meets the enemy line.

Charges must be announced against a specific enemy, as stated in orders. The enemy must be within reach of a charging unit and visible to it at the beginning of a movement phase. If the unit does not make contact with the enemy, it will nevertheless continue to the limit of its charge distance. It should be noted that measurement of distances prior to charging is not allowed.

All troops defending against a charge must stand, evade the charge, or countercharge. A countercharge may be declared after the attacker has announced a charge, and it may be executed after the troops involved have completed their reaction time. If the charging enemy makes close contact before the reaction period is over, no countercharge can be launched. Also, if the charging troops reach the enemy within the normal movement distance, the defenders do not have time to fire missiles and neither side is required to test morale prior to melee.

Mounted Infantry may charge a position in order to dismount and seize it or else deploy and attack. Cavalry may similarly charge and dismount to make an attack on foot.

Skirmish Lines



A skirmish line may be established by any class of troops. The line is formed in single rank, with open order frontage. The line is "transparent" to missile fire directed from troops behind the skirmish line to targets in front of the skirmishers. Skirmishers will engage advancing enemy forces with missiles and even meet them in close combat so long as the enemy is in normal or open order. Skirmishers will always evade close order troops if they are of any equal or heavier class.

Skirmish lines formed by Light or Medium Infantry can turn away and evade a charge or melee attack so long as the enemy is not mounted or equal or faster in movement if infantry. A cavalry skirmish line can evade any attacker not equal or faster in movement.

Evading skirmishers can move up to their full movement distance directly away from the attack and are able to complete that movement facing the enemy. However, if the evading skirmishers fall to outdistance pursuit they are caught with their backs turned. Only Heavy Infantry and Heavy or Armored Cavalry skirmishers will stand or countercharge in the face of an attack; Medium and Light Infantry will always evade superior forces.

Missile armed troops who are not able to fire "all around" will be unable to fire during an evasion maneuver.

Retreat and Withdrawal



A unit may voluntarily retire away from the enemy up to its full charge move or it may fall back 1/2 the distance and turn around again (50% of the time if it is pursued by the charging or advancing enemy). The unit falling back must "double time" to do so and will "break" if contacted by the enemy unless Type "A" or "B" troops. This is a controlled retreat in the face of the enemy.

A unit may fall back its normal movement distance without turning its back to the enemy. The maneuver can be used if there is sufficient reaction time when receiving a charge by the enemy, but 1/2 the distance fallen back is counted toward being "pushed back" if the unit loses a melee.

Cavalry may always rally back its full normal move to regroup for a charge if repulsed in its previous attack. This rate can be increased to gallop speed if desired. The Cavalry always has time to turn back toward the enemy before it stops unless the enemy is of an equal class of mounted troops and pursues. Rallying Cavalry may turn and countercharge pursuing (charging) infantry or lighter cavalry. However, if heavier cavalry is pursuing (charging), the rallying force will "break" if close contact is made before the reaction time elapses.

Reacting to Enemy Action



Troops are able to use their initiative and common sense to counter a situation not fully anticipated in their orders or a "surprise" situation forced upon them by a concealed enemy. Reaction requires time, however, and the reaction times vary considerably for troops of different levels of training and experience. The nature of the situation also affects reaction time:

Expected actions by the enemy (covered in orders or considered likely under the circumstances) usually are subject to quick reaction. When the enemy is seen at the beginning of a movement phase or his presence in some concealment has been previously observed or else suspected in orders, reaction times of Type "A" and "B" troops are immediate, Type "C" troops require 1/3 move, and Type "D" troops require 1/2 move.

Surprise actions by an enemy suddenly appearing within charge distance, revelation of an unexpected charge, fire by previously concealed missile troops, etc., increase reaction times. Type "A" and "B" troops require 1/4 move to react, while Type "C" troops require 1/2 move, and Type "D" require a full move.

While a unit is "reacting" to the new situation, it will continue to follow orders. It cannot change direction or speed of march if moving, begin to move if standing, change formation or facing, or engage a new missile target. Only after the indicated reaction time has elapsed may it make any alteration in tactics to meet the threat.

Type "D" troops are rated as Green or Poor, and they consequently "break" on a die roll of 1-5, and "rout" on a 6 result taken on a 1-6 die whenever the enemy makes contact before the reaction period is completed. Type "C" troops immediately check morale with -3 morale points. Type "A" and "B" Troops check morale at the conclusion of the melee with -2 morale points if they lose the fight.

To make the "surprise" rule fully effective, a Referee is essential. The Referee will map the battlefield and plot the movement of all troops not visible to the opposing side. The figures belonging to the concealed units will be placed on the battlefield only when they become visible to the other side's troops. The Referee might give clues at times by remarking that a cloud of dust, etc., has been observed behind such-and-such a hill by scouts, etc., if weather and terrain conditions are appropriate; or that a glint of sun on metal was seen at the edge of some woods.

Issuing Orders

General Orders

Before the start of an engagement, the Army Commander issues general written orders to each Battle in his command, outlining its overall tasks and objectives. Each Battle Commander also issues orders concerning order of march and the deployment of each of the Feudal Units in his Battle. It may be assumed that Units and Sub-Units will act on their own initiative within the framework of general orders for the duration of the action, unless further orders are received.

Dispatching Orders

All changes in orders and new orders may be carried in writing by a mounted messenger who gallops at open order speed to deliver it to the Commander for whom the orders are intended. Prearranged trumpet or flag signals may be given to Battle Commanders and any Type "A" or "B" troops. Trumpet signals will be received up to 1500mm if noise and confusion is minimal in the intervening area or 750mm if noise or confusion is at a high level. Signals will be received and understood 75% of the time and must be simple orders to "Charge," "Fall Back," etc.

Army Commanders

Army Commanders may issue new orders concerning any matter they can see or received a report about, with 1 phase being taken for writing the order, at least 1 phase for the dispatch rider to deliver it, and 1 phase for the Battle Commander to read the order. Signals take 1 phase to be transmitted and received. Any Army Commander normally gives orders only to a Battle Commander, but if the troop of a Battle are all Mercenary or Regular troops, orders may be sent directly to Unit and Sub-Unit Commanders.

Battle Commanders

Battle Commanders may issue new orders concerning any matter they can see or received a report about, with 1 phase being taken for writing and transmitting the order if the sub-Unit in question is within 250mm if the distance is greater, messages are sent as outlined for Army Commanders.

Unit Commanders

Feudal Unit Commanders issue orders in the same fashion as Battle Commanders.

Loss of Orders

Whenever troops are routed in combat, have advanced as a result of disobedience to their orders, or the orders have become inapplicable to the situation developing around them, they have "lost" their orders and must test morale. If morale remains high, the Unit Commander may write his own orders, anticipating the

wishes of his superiors. If the troops fail in morale, they will either stand or fall back, depending whether or not they are in the battleline or positioned to the front of it.

Limitations on Orders

Battles and Units may be ordered to move to or occupy positions they see or know of from maps (which are notoriously inaccurate). Units may change formation and density at will so long as they do not violate orders or come into conflict with game rules. Orders are followed until changed by the orders of a higher ranking Commander, a morale test, or disobedience by a Unit Commander. In the case of player-character Commanders, any time a player disapproves of his orders he may take an obedience determination to see if he will take matters into his own hands.

Orders should be limited to about 25 words each, and a time limit should be set for the writing of orders at each level of command. It is too bad if not all the Units receive order changes, but such is the problem of staff work! Commanders should work out some system of fast order writing to avoid wasting time.

Battlefield Command and Organization



By modern standards Feudal armies were organized in a loose, almost haphazard manner. Each army was divided into several "Battles" generally two to four. These were, in turn, sub-divided into a number of tactical units.

The structure of an army is largely dictated to the field commander, however highly ranked he may be. There can be no arbitrary shuffling of men around to obtain well-balanced formations. Troops served out of a sense of personal loyalty and obligation as vassals sworn to follow their Feudal suzerain. Lord and vassal were linked by an intense personal bond arising from the very nature of Feudal life. A Knight knew every person on his manor, and the higher nobility knew their vassal Knights and even a good number of their vassals' vassals. A Feudal lord regarded his vassals as his men by divine right and bitterly resented giving them over to the personal control of anyone not in his service or in the service of his liege lord. The vassals matched the lord in bitterness whenever a "stranger" usurped the place of their "true and rightful liege." They saw no recognizable relationship with a commander brought in from outside: he was not their liege lord from whom rewards would flow for good and valiant service. He was not concerned with their welfare and safety. Thus Feudal troops fight best under the leadership of their direct feudal superiors.

To reflect this fact of Feudal life and warfare, troops may be grouped only under the leadership of their own lords or their representatives. Units composed of such troops may be commanded by the vassals of their rightful lord or else his own suzerain. Any other arrangement reduces their morale by one training and experience level (eg: from Type "A" to Type "B") and makes them subject to "disobedience" as if their lord was there.

The forces of several Feudal lords may be combined, however, with the lord with the highest social status commanding the Army or "Battle." Nevertheless only the liege lord of the troops can command their highest loyalty and performance. Furthermore, lords are very independent and jealous, and they will often show "disobedience" to orders if they see fit to do so if they are not commanded by anyone in a direct Feudal relation to them (ie: a liege lord and vassal relationship).

Players given to an "orderly" and meticulously "planned" approach to wargaming will be driven to the limits of frustration by the intractability of their sub-commanders, who quickly take on a life of their own and thwart the best plans of the finest table-top generals. The frustration will become borderline psychotic if the players also choose to interfere with customary Feudal Order of Battle and deploy troops without regard to the Feudal chain-of-command between liege and vassal. If there is always a "fog of battle" over a killing ground, the Feudal Armies might be said to have marched and fought in pea soup.

The Army

A Feudal Army is a large force composed of the troops of several Barons and titled Nobles. The Army will be led by a Command Figure who outranks all other lords in the Army (if he is of equal rank to another, the Commander is the one with the largest holdings and numbers of troops). The Army is then sub-divided into at least two "Battles."

The "BATTLES"

A Feudal "Battle" is composed of the forces of at least one Baron or titled Noble. It may contain K, F, and M troops. "Regular" troops of Mercenaries or Civic Militia can be led by a Captain appointed by the Army Commander, but the Captain will take his orders directly from the "Battle" Commander.

Feudal Units

A "Battle" may be divided into a number of Feudal Units corresponding to the Barons and titled Nobles and their vassals and Mercenaries. Each Unit is under the personal command of its liege lord or his representative.

Feudal Sub-Units

A feudal Unit may be sub-divided into a number of smaller formations, each commanded by a leader designated by the liege lord--invariably a trusted vassal.

Mercenary Battles

If finances permit, an entire "Battle" might be formed of Mercenaries, Regulars, and Civic Militia. Such a force will follow the orders of its Captain, who will behave as if he were an independent lord. Such a Captain will have an effective status in the "Battle" of an Earl, Count, or Marquis, depending on the size of his command.

Elves & Dwarves

Elvish and Dwarvish troops will not serve under the command of anyone not of their race. They will accept a loose relationship to a human Army Commander, but will conduct their operations in the manner they see fit. Leaders of such troops always assume a rank of equality to the Army Commander, whatever the actual facts may be.

Monsters

Monsters are given classifications as K or F troops and must be deployed and commanded accordingly.

Troop Classification

All troops will be classified under one of the following headings:

1. Skirmishers: LI and MI, LC, MC, or HC. Troops so designated may operate in a skirmish line and attempt to evade charges and advances directed against them. However, Light and Medium troops so designated will charge and melee in normal or open order. Skirmishers are armed with SSH and light Melee weapons only.
2. Missile Troops: Formations composed entirely of Archers or Crossbowman. Such troops will not employ charge tactics and are prone to retire or retreat when charged unless protected by Shock Troops or prepared defenses. Only Type "A" and "B" Missile Troops or those in HI armor will charge an enemy.
3. Shock Troops: All units armed with Shock and Melee weapons as their primary armaments are classified as Shock Troops. They may charge or melee in close order. Skirmishers will always attempt to evade such troops.

Social Classes

The class one belongs to has assumed a major place in Chivalry & Sorcery, so it is fitting that distinctions be carried onto the battlefield for command purposes.

Dukes are the highest status figures on the battlefield. They are followed by:

1. Marquises.
2. Counts and Earls.
3. Barons. Demonic Infantry may be rated at this level for morale tests.
4. Bannerettes.
5. Knights. Elves, Dwarves, Nordic Berserkers, Trolls, and Giants are also included.
6. Mercenaries, Type "A" and "B" Feudal Regulars.
7. All Type "C" Feudal troops.
8. All Peasants, forced levies,

The Marshall of the Realm is always rated as a Duke, no matter what title he holds, as is the King or the Crown Prince.

The Field Commanders



here are eight different ranks for Field Commanders. Except for Dukes and Marquises, who may exercise some control over their Feudal Equals, all Commanders can expect to exert authority only over those below them in the Feudal Hierarchy:

Commander's Social Rank	Type of Command	Max. Sub-Commanders	Subordinate Troops	Command Level	Cost/Day
Prince, Duke	Army	As needed	All troops equal or lower	1-5	20 gp
Marquis	Army	As needed	All troops equal or lower	1-5	15 gp
Count, Earl	Battle	As needed	Barons & Feudal subordinates	1-5	10 gp
Baron	F. Unit	9	Knights & Feudal subordinates	1-5	5 gp
Banerette	F. Unit	7	Knights & Feudal subordinates	1-5	2 gp
Knight	F. Unit	5	Sergeants & Feudal	1-5	1 gp

			subordinates		
Sergeant	F. Unit	-	Men-At-Arms & Feudal Levies	1-5	5 sp
Mer. captain	?	?	?	2-5	10 gp

The "CL" or Command Level may be computed by rolling a 1-6 die and not counting the 6 results. Mercenary, Sergeant, and Civic Regular Commanders are professionals and roll a 2-3-3-4-4-5 die. Military Engineers are treated as Mercenaries and add 1 pip to the die; they are really all-around soldiers and leaders. Orcish and other low-quality monsters subtract 1 pip from a 1-6 die roll. Determination of the quality of non-player leaders is made after all of the required leaders have been designated. If high-ranking leaders will appear again in the campaign, the determination will be permanent and should be recorded.

Player characters may compute their "CL" merely by dividing their Military Ability Factor by 2, and rounding up or down to the nearest whole number. A Military Ability of 11 or 12 is possible, giving a CL of 6!

Mercenary Captains can be of varying rank. To determine rank, roll a 1-6 die and add one to the total. Then count upward on the table to the indicated command rank. They can command Knights, but not nobles of Bannerette rank or higher unless they are nobles themselves (35% chance if Bannerette rank or higher is rolled).

Knights can be mixed with other types of troops provided they are not of an equal grade of training and experience.

Mercenary and Regular Feudal Infantry and Militia have a built-in "CL" of 1, reflecting their chain-of-command. MI, FRI, and CRM units add their "CL" to that of their leaders.

Subordinate Commanders: Lower ranking Commanders (Barons, Bannerettes, Knights) are able to exercise authority over a limited number of subordinates. If he has a number of subordinates greater than his limit, he reduces his "CL" by 1 for each additional sub-Commander present in his Feudal Unit.

Cost of Commanders: To establish a "natural" limitation on the number of Commanders available, each Commander requires additional pay to maintain himself and his entourage.

Military Ability: All player characters have Military Ability scores. Non-player types can determine Military Ability by doubling their "CL" score. The Military Ability Factor is used primarily at the strategic level.

Fighting Ability: Command Figures are composed of Type "A" troops of superior ability. Sergeants count as two figures and Chivalry as three figures when computing Shock and Melee effects in attack, and add +10 to their effective strength in defense.

Commander's Character

The nature of the Commander as a person is perhaps one of the most important factors governing the handling of troops. This is particularly true of the Feudal Chivalry, whose impetuosity and plain stupidity at times launched such brave and disastrously glorious charges like Agincourt and Crecy. The question always must be: "Yes, but will he obey orders?" The answer will not be known until a leader makes his first "insubordination determination" in battle. Only after leaders are assigned their units will his Character be assessed:

Commander's Character Type	%Chance	Effect of Character on Obedience to Orders
Self-disciplined:	1-10%	-2 on all obedience determinations.
Cautious, thoughtful:	11-10%	-1 on all obedience determinations.
Average: tends to obey	21-50%	No special effect on obedience determinations.
Independent:	51-60%	+1 on all obedience determinations.
Headstrong:	61-70%	+2 on all obedience determinations.
Excitable, impetuous:	71-80%	+1 and does not subtract "CL" on obedience determinations
Vainglorious and rash:	81-90%	+1 and does not subtract "CL" on obedience determinations
Eager for glory, rash, and generally insubordinate:	91-100%	+2 and adds "CL" to obedience determinations. This "fire-eater" can ruin you or the enemy!

% Die rolls are modified by the following factors:

+5% if a Knight or Noble	-10% if a Mer. Captain
+5% if "CL" is 1 or 2.	-10% if an Elf
+5% if a Dwarf	-15% if a High Elf
+30% if a Monster	-10% if "CL" = 5
+5% if an "heir"	

Character determinations are permanent and should be recorded for all player and non-player characters who will appear later in the campaign.



Insubordination Determination

Feudal Commanders tended to become carried away in the excitement of battle and often over-stepped their orders. The first time a "Battle" or "Feudal Unit" finds itself in charging distance of the enemy, its Commander must make an obedience determination to see if he will carry out orders or disobey and "take the bit in his teeth." In all subsequent turns, obedience must be checked:

- Whenever social equals or inferiors are within charging distance.
- Whenever a unit has suffered 5% casualties from missile

fire and the unit is not missile armed or friendly missile troops are not engaging the enemy missile troops, and the enemy is within charging distance.

An insubordination determination is made by rolling two 1-6 dice if K or F class troops and two 2-3-3-4-4-5 dice if Mercenary or Regular troops. The following factors are then added or subtracted from the dice roll and compare the total to the Obedience Result:

- If K or F troops and Type "A" = +5
- If K or F troops and Type "B" = +4
- If K or F troops and Type "C" = +2
- if K or F troops and Type "D" = +1

If Mercenary or Regular troops and Type "A" = -4
 If Mercenary or Regular troops and Type "B" = -3
 If Mercenary or Regular troops and Type "C" = -2
 If Mercenary or Regular troops and Type "D" = -1

If upslope of enemy troops = +1
 If enemy presents flank/rear = +2
 If Cavalry and K or F troops = +1
 If enemy is disorganized = +1
 Friendly unit charging on flank = +1

Leader's Command Level ("CL") is subtracted

If in good concealment = -2
 If in Prepared defenses = -3
 For each secured flank and rear = -1
 Friendly unit retiring within 300mm = -1

Obedience

Factor Result

11+ Missile Troops make an uncontrolled advance toward the enemy for 1-2 phases, charging if possible. All Elves included here.
 10+ Skirmishers make an uncontrolled advance for 2 phases, charging if possible.
 9+ Mercenaries and Regulars make an uncontrolled advance for 2 phases, charging if possible.
 8+ Chivalry and Feudal Shock troops make an uncontrolled advance for 2 phases, charging if possible.

Not until uncontrolled troops are within 150mm of the enemy will they check morale. If they fail the morale check, they will then react as indicated by the Morale Results Table. Chivalry and Feudal Cavalry lead by independent to Vainglorious leaders will not check morale but follow them into the thickest part of the fight.

The Campaign



The individual battle is part of a much broader campaign. The following factors will represent the conditions affecting the overall fighting efficiency and morale of an Army on the eve of battle, and the results are applied throughout the battle:

STRATEGIC ADVANTAGES

Army is well rested = +1
 Army is well supplied = +1
 Army fighting in defense of the homeland = +2
 Army has defeated the enemy in this campaign season = +1
 Army fighting hereditary enemies or seeking revenge = +2
 Army has a fortification to fall back on = +2
 All Mercenaries and Regulars paid two weeks' bonus = +1
 Army has confidence in the leader (Army Cmdr "CL" = 3+) = +1
 Army has total confidence in the leader ("CL" = 5+) = +3

STRATEGIC DISADVANTAGES

Army force marched to battle = -1
 Army is forced to forage = -1
 Army is unsupplied = -3
 Army has no confidence in the leader (Army Cmdr "CL" = 1-2) = -2
 Army was defeated by the enemy in the past campaign season = -1
 Army was defeated by the enemy in this campaign season = -2
 Army cut off from friendly territory or fortifications = -2
 Mercenaries and Regulars have pay in arrears = -1
 Feudals kept in excess of 60 days' military service = -1
 Feudals unpaid for extra military service = -3
 Planting or harvest season = -2

The Strategic Advantage is found by subtracting the lower score from the higher. The difference is the Strategic Advantage of the Army with the higher score. The Strategic Advantage is adjusted upward or downward by 1 point for each 10% one side outnumbers the other:

2-5 Morale is good: +1 added to "ML" of all troops.
 6-10 Morale is high: +2 added to "ML" of all troops and +1 to combat determinations.
 11-15 Superbly motivated: +3 added to "ML" of all troops and +2 to combat determinations.
 16-20 Enemy is "shaken": +3 added to "ML" of all troops and +2 to combat determinations. Enemy deducts -1 from all morale checks.
 21+ Enemy demoralized: +4 added to "ML" of all troops and +3 to combat determinations. Enemy deducts -2 from all morale checks and -1 from all combat determinations.

1. A Unit has received 5% Casualties from missile fire in any phase.
2. A Unit is charging or is charged by the enemy.
3. At the conclusion of any melee in which a Unit has been pushed back 75mm to 150mm (30m/yd to 60m/yd). If pushed back 175mm (70m/yd), a unit automatically "breaks," and no morale check is necessary.
4. A Unit has "broken" an enemy unit and has the opportunity to pursue the fleeing troops.
5. The Unit Commander is slain or captured by the enemy.
6. The Battle Commander i.e. slain or captured by the enemy.
7. The Army Commander is slain or captured by the enemy.

Basic Morale Level

The basic Morale Level or "ML" is computed by adding up all of the following morale factors which are applicable to the unit determining its "ML" and is constant for the battle:

Type "A" troops attacking/defending = +5
 Type "B" troops attacking/defending = +4
 Type "C" troops attacking/defending = +2
 Type "D" troops attacking/defending = +1
 Infantry in full armor = +1
 Feudal Chivalry = +2
 Cavalry in armor = +1
 All Mounted Troops = +1
 Elves or Dwarves = +2
 Nordic Berserkers = +4
 Mercenaries or Regulars = +1

The morale factors are cumulative and the resulting "ML" of the Unit should be recorded as it will be used in all morale "checks," Shock determinations, and Melee determinations.

The "ML" of a unit may be altered by the death of a Commander. If a Commander is killed, one of the following factors will be added to the basic "ML" of the Unit for the duration of the battle:

Feudal Chivalry seeking revenge = +3
 Feudal Troops seeking revenge = +1
 Nordics seeking revenge = +2
 Mercenaries retiring from field = +1

Checking Morale

Subtract the lower "ML" from the higher. If the difference is less than 5, both Units will check morale. If the difference is greater than 4, the higher Unit is in excellent morale and the lower unit alone checks morale.

To determine the morale of a Unit:

1. Roll One die (1-6 for "K" and "F" troops; 2-3-3-4-4-5 for Regulars and "M" troops).
 2. Add the Commander's "CL" to the die roll.
 3. Add the "ML" of the Unit to the total of #1 and #2.
 4. Add the value of any of the factors listed below which are applicable to the unit checking morale:
- Battle Commander personally present = +1
 Army Commander Personally present = +1
 Feudal Unit Commander personally present = +1
 Each "secured" flank = +1
 Rear support by friendly unit = +1
 Each enemy unit retiring within 500mm = +1
 Each enemy unit routing within 500mm = +2
 Unit in covering terrain or on hill = +2
 Unit behind field defense works = +3
 Unit in major fortification = +5
 Cavalry armed with lance or spear = +1
 Infantry with 75% pole arms = +2
 Infantry with 50% pole arms = +1
 Infantry with pikes (add to pole arms) = +1
 Each friendly unit retiring within 500mm = -1
 Each friendly unit routing within 500mm = -2
 10% casualties suffered in previous phase = -1
 Unit under missile fire = -1
 Unit disorganized = -1
 Under 25% of enemy strength = -4
 25-50% of enemy strength = -3
 51-75% of enemy strength = -2
 76-125% of enemy strength = -1
 126-150% of enemy strength = +1
 150%-200% of enemy strength = +2
 201%-300% of enemy strength = +3
 300%+ of enemy strength = +4
 Cavalry vs. Infantry = +1
 Infantry vs. Cavalry = -1
 Each unsecured flank = -2
 Threatened rear = -2
 Missile Troops in close combat = -2
 Skirmishers in close combat = -1
 LI or MI facing Cavalry charge = -1
 Feudal Inferiors = -1
 Feudal Superiors = +2
 Unit in open order & charged = -1
 Unit in column of march = -1

Morale

Morale is essential to the fighting efficiency of troops and also to their obedience to orders. Morale Checks are made whenever:

Often, troops of several grades of experience will be mixed together. When 50% or more are of a higher grade of training, then the lower grades will check morale at the level of the higher. For

example, 10 Type "A" Knights are combined with 9 Type "C" Sergeants. The unit checks as Type "A" Knights. However, if the reverse were the case, each type would check separately.

Results of the Morale Check

The total number of morale points is compared to the result in the following table:

Chivalry	Feudals	Regulars	Mercenaries	Result of Morale Check
10+	12+	10+	11+	Unit's morale is unshaken
6 to 9	7 to 11	6 to 9	5 to 10	Unit proceeds with caution
5	5 to 6	4 to 5	3 to 5	Unit acts with extreme caution
0 to 4	3 to 4	1 to 3	0 to 2	Unit's morale is several shaken
	0 to 2	0		Unit's is completely demoralized
-1	-1	-1	-1	Unit's morale collapses

Morale Unshaken: Unit accepts and executes orders without hesitation.

Proceed with Caution: Unit will not charge social superiors unless charged. Skirmishers and missile troops will halt at maximum effective range to fire. Extreme Caution: Unit will not advance aggressively unless Type "A" or "B" AC, HAC, HI or HAI. Shock troops will countercharge. Type "C" and "D" troops will fall back out of range if under missile fire and unsupported by friendly missile troops who are engaging the enemy archers or crossbowmen.

Morale Severely Shaken: Unit will fall back for one phase in good order Chivalry of Type "A" or "B" will countercharge. Shock troops of Type "A" or "B" will meet any charge where they stand. Except Type "A" or "B" Elves, all missile troops, skirmishers, and Type "C" or "D" Feudals will "break" if charged or in close contact with the enemy. Mercenary and Regular Shock Infantry will countercharge on 1-25%, stand firm on 26-75%, and fall back on 76-100%.

Complete Demoralization: Depending upon the nature of the opposing force, a totally demoralized unit will react in one of the following ways:

1. Feudal Cavalry (not Chivalry) will "break" if charged by or in contact with the enemy and the enemy is at 75% of their strength if infantry and 25% if cavalry. Otherwise, they will retire back one "charge" move and attempt to rally.
2. Feudal Infantry will "break" if charged or in close contact with the enemy and the enemy is at 50% of their strength if infantry and 10% if cavalry. Otherwise, they will retire one "charge" move and attempt to rally.
3. Mercenary and Regular Infantry will "break" if charged by or in contact with the enemy and the enemy is at 100% of their strength if infantry and 50% if cavalry. Otherwise, they will fall back.
4. Mercenary and Regular Cavalry will "break" if under the same conditions as their Infantry. Collapse of Morale: Unit is routed and will attempt to leave the battlefield.

Role of Unit Commanders in Morale Checks

A Unit Commander checks morale for each Sub-Unit in his Unit as long as the sub-Unit is within 250mm (100m/100yd) of the Commander. His "CL" is added to the Sub-Unit's morale point total. If a Sub-Unit is "detached" from the parent Unit or the Unit Commander leaves the Unit (is over 250mm away), a Sub-Commander may add his "CL" to the morale points. If there is no Sub-Commander, the Unit or Sub-Unit checks morale without his "CL".

If more than 50% of the figures in a Unit have "broken" or "routed", a Unit Commander must immediately check the morale of his remaining forces.

Battle Commanders check morale for their Battles. When 40% of the forces in the Battle have "broken" or "routed," or when the Battle has suffered 50% casualties, the Battle Commander will check the morale of the Sub-Unit nearest to him. The result affects the morale of the entire Battle Chivalry included. He will also check morale each time an additional 10% casualties are sustained or when a Battle adjacent to his "breaks" or "routs."

Army Commanders check morale for the Army whenever a Battle is routed from the field by checking the morale of the Sub-Unit nearest to him. The result affects the entire Army.

Battle Commanders may also double as Unit and Sub-Unit Commanders. Army Commander may double as Battle, Unit, and Sub-Unit Commanders.

Death of a Commander



In a Feudal Army, the death of a Commander is a tragedy of grievous consequence. The troops look to their Lord for guidance and encouragement, and his death can be a very shattering experience.

CHIVALRIC COMMANDERS: If a leader of a force of Knights is slain, the unit checks morale as if he were present, adding +1 if Type "B" and +2 if Type "A" to the morale factor total. If a score of 12 results, the unit will retire from the battlefield but will fight an one who gets in their way. If a score of 13+ results, the Knights will range the battlefield seeking revenge for the death of their Lord, never checking morale and adding the +1 or +2 bonus (given above) to all close combat determinations. Elves and Dwarves

will react in the same way.

FEUDAL TROOP COMMANDERS: Feudals check morale as do Knights if their leader slain. However they subtract -2 from morale checks if not Type "A" or "B" feudals. If they fail their morale check, they rout from the battlefield. If they seek revenge they add +1 to all close combat determinations and do not check morale for the duration of the battle.

REGULAR TROOP COMMANDERS: All regular units have a built-in chain of command so are never leaderless (+1 basic "CL"). If a Commander was present, his "CL" is subtracted from all subsequent morale checks until replaced by another Commander Figure.

MERCENARY TROOP COMMANDERS: All Mercenary units have a built-in chain of command like Regulars. When a Mercenary Commander is slain, the unit will withdraw in good order from the battlefield and will aggressively engage anyone who attempts to stop it. It takes no more morale checks until it has left the field.

MONSTER TROOP COMMANDERS: All monsters behave as Feudals when checking morale upon the death of their commander, including Trolls and Demonic Infantry. They will rout on a result of 12 but will fight against anyone who impedes their flight, cutting through to safety. On a result of 13, they will fight on with a "CL" of 1, there being some leader present to take command after a fashion. If that leader is killed, they will rout and cannot be rallied.

NORDIC COMMANDERS: Nordics will check morale like Knights if their Commander is killed. It should be noted that Berserkers never check morale and always fight with +2 on all close combat determinations.

BATTLE COMMANDERS: If a Battle Commander is killed the Battle will check morale like a Regular Unit that has lost its Commander. The ranking Nobleman will take command on the following turn. If no Nobles of command rank are left, the Battle will break. Regular Battles behave like Regular Units.

ARMY COMMANDERS: If the Army Commander is killed, each Battle will check morale as if its leader had been slain unless the Battle leader has an equal or higher "CL" than the Army Commander. If a result of 10 is obtained, the Battle will retire from the battlefield in good order, fighting any enemies that attempt to impede it. If a result of 11 is obtained, the Battle will fight on but may retire if neighboring battles are withdrawing on the Commanders discretion. The death of the Army leader was usually the end of the battle, for often his personal cause was the reason for the fight in the first place.

5.8.1.6 Captured and Killed Commander Determination

A Commander may be killed or captured whenever a unit suffers casualties. If missile fire, divide the total casualties by the number of figures in the whole unit in which the Commander is present, roll 3 dice (1-6 for Knights and Feudals, 2-3-3-4-5 for Regulars and Mercenaries), and add the totals. Subtract the Commander's "CL" and the result is the Peril to the Commander.

Peril Factor	Result of Missile Fire
--------------	------------------------

22+	Commander is slain! Unit immediately checks morale.
16-21	Commander is grievously wounded and is borne from the battle.
13-15	Commander is slightly wounded and out of action for one phase.

If troops are engaged in Shock or Melee combat, a Commander must be in the front ranks to exert an effect on morale. If the Commander's "CL" is being used to augment the combat factor of the troops, he has placed himself in the forefront of battle and so runs the risk of being slain or captured. Otherwise, he is not in peril. Roll a six-sided die:

Peril Factor	Result of Shock or Melee
--------------	--------------------------

1	Commander is locked in mortal combat with enemy Commander. Both roll 2 6-sided dice. A feudal superior add +1 to his roll. The Commander with the higher "CL" adds the difference between their "CL" scores. the opponent with the higher result wins the combat and rolls a six-sided die: 1 = Enemy commander is slain! His troops check morale. 2 = Enemy commander is captured! His troops check morale. 3 = Enemy commander is grievously wounded and borne from the battle by his vassals. 4-5 = Enemy commander is slightly wounded and is out of action for one phase. 6 = Enemy commander puts up a savage fight. Roll again, with no die modifications to see who is higher.
---	---

2-4 Commander personally slays a number of men equal to the roll of 2 dice (1-6 for Knights and Feudals, 2-3-3-4-4-5 for Mercenaries and Regulars.) Knights add +3 when fighting social inferiors.

5-6 Commander emerges from combat unscathed (but undistinguished).

Missile Fire

Missile fire takes place throughout the movement phase with results determined before any Shock or Melee combat. Firing occurs at any time in the phase when the target is in range, subject to "Reaction Time." Infantry may fire in an arc extending to 45° to either side of a line perpendicular to their front. Horse Archers may fire all around except for a blind spot extending from 45° to the figure's right face to directly behind.

Two full ranks of Infantry may fire weapon-cast missiles (three if in open order). One rank of close or normal infantry may fire hand-hurled weapons (1 1/2 ranks if in open order). Horse Archers may fire in the front rank only, as do all other mounted troops. Since firing occurs throughout the movement phase troops unable to fire through the whole phase are penalized. Heavy Crossbowmen may not move and fire in the same phase. Light Crossbowmen may advance at 1/2 normal and fire or retire at 1/2 speed and fire. All other Infantry may advance at normal speed or may fall back at 1/2 speed and fire. Horse Archers may move at full charge and fire when advancing or retiring. Other foot or mounted troops may fire only when advancing. All missile fire is direct fire only.

Except for troops armed with hand-hurled weapons, no troops may fire during a move in which they intend to charge or declare a counter charge. Missile fire cannot be used against an enemy in physical contact with any of their own troops. Nor can it be directed against routed troops or their pursuers during any phase in which they were in contact at the end of movement. Horse Archers lose -3 melee points if meleeing too.



OPTIONAL RULE: Missile fire may be directed into a Melee or Pursuit, but casualties are assessed against both sides in the proportion of troops present in the area under fire. However friendly troops will test morale under severe penalties and the "CL" of the Commander employing such tactics will drop 1 "CL" point for the duration of the battle.

Missile Weapon Ranges

Type of Missile Weapon	Long Range	Effective Range	Type "A"
Elvish Longbow	625mm (250m/yd)	300mm (120m/yd)	+100mm (40m/yd)
English Longbow	500mm (200m/yd)	250mm (100m/yd)	+50mm (20m/yd)
Composite Bow	500mm (200m/yd)	250mm (100m/yd)	+50mm (20m/yd)
Light Crossbow	425mm (170m/yd)	250mm (100m/yd)	+50mm (20m/yd)
Heavy Crossbow	675mm (270m/yd)	300mm (120m/yd)	Not applicable
Short Bow, Slingstaff	375mm (150m/yd)	175mm (70m/yd)	+25mm (10m/yd)
Hand-Hurled Missiles	100mm (40m/yd)	75mm (30m/yd)	+25mm (10m/yd)

Target Priority

Depending on the situation, most troops will engage the target they are ordered to fire upon. However there are exceptions and missile troops will always engage targets that have the highest priority in the following list:

1. An enemy advancing toward them or positioned within charge range.
2. Enemy missile troops firing at them from effective range and 1/3 their strength and up.
3. Any enemy they have been ordered to engage.
4. The nearest enemy troops within range, failing any orders or contingencies to the contrary.

Mercenaries and Regular Troops will ignore Target Priority if they pass an insubordination test. Otherwise, they will fire at targets in order of priority.

Tactical Factors

Tactical Factors are cumulative and are added to windage and Weapon Factors to obtain the Final Combat Factor to be used in determining casualties on the Casualty Table:

Mounted Bows, etc.	= -1	Target not in range for full
Long range fire	= -3	phase = -2
Missile Troops retiring	= -2	Target moved 200mm (80m/yd)
Target In natural cover	= -2	= -2
Target on battlements	= -4	Type "A" Missile Troops firing
Target behind arrow slits	= -6	= +3
Open order target	= -1	Type "B" Missile Troops firing
Open order over 150mm (60m)	= -1	= +1
		Troops firing from height
		= +1
		Troops firing from defenses
		= +2
		Troops protected by Infantry
		= +1
		Hand-hurled weapons at 25mm (10m)
		= +1

Windage factor

The windage factor is added to the Tactical Factor. One 1-10 die is rolled and the die result is then compared to the table at the right. Elves add +1 to the die result as they are superlative archers.

1	= Deduct -3 from Tactical Factor
2 to 3	= Deduct -2 from Tactical Factor
4 to 7	= No alteration of Tactical Factor
8	= Add +1 to Tactical Factor
9	= Add +2 to Tactical Factor
10	= Add +3 to Tactical Factor

Missile Weapon Factor

The Missile Weapon Factor is added to the Tactical and Windage Factors to obtain the Combat Factor for casualty determination:

Type of Missile Weapon	Target Type								
	LI	MI	HI	HAI	LC	MC	HC	AC	HAC
Elvish Longbow	8	6	4	2	8	7	5	3	1
English Longbow	7	5	3	1	7	6	4	2	0
Composite Bow	7	5	3	0	7	6	4	2	0
Light Crossbow	4	4	3	1	5	4	3	1	0
Heavy Crossbow	4	4	4	3	4	4	4	3	2
Short Bow, Slingstaff	7	3	0	-2	7	4	1	-2	-3
Hand-Hurled Weapons	6	3	1	-3	6	4	0	-2	-3

Siege Engines

Siege engines are described under castles. In the field, one model equals 4 engines.

Siege engines either are constructed on site, especially all large ones, which are immobile. Small engines are mounted on solid wheels and can move as fast as Heavy Infantry in close order. Small engines will require 6 horses or 40 men to pull them.

When firing against men, small engines have a maximum range of 1000mm (900m/yd) and an effective range of 500mm (200m/yd). One model does the same damage as 3 Heavy Crossbowmen. Casualties are taken by only one figure.

When firing against men, large engines have a maximum range of 1500mm (600m/yd) and an effective range of 500mm (200m/yd). One model does the same damage as 5 Heavy Crossbowmen. Casualties are taken by only one figure.

Engines of war are notoriously inaccurate until carefully ranged. In a battle of motion, hitting a target is exceedingly difficult. Before determining the Combat Factor, check for ranging: using a 1-6 die:

- 1-2 = short. Roll die again for distance. Each pip = 25mm or 10m/yd.
- 3-4 = on target. Determine Combat Factor as for Heavy Crossbow.
- 5-6 = long. Roll die again for distance. Each pip = 25mm or 10m/yd. Each engine model fires separately and fire from a number of engines cannot be combined for the purpose of determining casualties.

All missile casualties are determined by use of the casualty determination table.

Close Combat

Close combat is separated into two types of action: Shock attacks, which involve a charge or initial meeting of troops moving over an interval of 125mm (50m/yd), building up an impetus as they came; Melee attacks, which develop over distances under 125mm (50m/yd) or which represent continuing action after the initial shock of meeting. The number of ranks of troops engaged in such combat depends upon the type of troops and their order:

Heavy Troops (HAC, AC, HC, HAI, HI):

- Close Order: 2 ranks may engage in Shock; 1 1/2 ranks in Melee.
- Normal Order: 1 1/2 ranks may engage in Shock; 1 rank in Melee.
- Open Order: 1 rank may engage in Shock 1 rank may engage in Melee.

Light Troops (MC, LC, MI, LI):

- Close Order: 1 1/2 ranks may engage in Shock; 1 rank in Melee.
- Normal Order: 1 rank may engage in Shock 1 rank may engage in Melee.
- Open Order: 1 rank may engage in Shock 1 rank may engage in Melee.

Close Combat: "Shock"

"Shock" occurs at the moment two battlelines come into violent contact as a result of an advance, charge, or pursuit. No shock effects will occur when both sides have been disorganized or the combat is across a defended obstacle such as a wall or ditch.

Attacker's Tactical Advantages: Defender's Tactical Advantages:

Feudal Chivalry attacking: +1	Feudal Chivalry defending: -1
Chivalry on barded horses: +1	Defenders on barded horses: -2
Cavalry charging (6lm/yd): +2	Two ranks of pole arms: -1
Infantry charging: +1	Two ranks of pikes: -2
Attacking HI in close order: +1	Defending HI in close order: -1
Two ranks of pole arms: +1	Pole arms vs. none for att.: -1
Pole arms vs. none for def: +1	Fresh troops defending: -1
Fresh troops attacking: +1	Attacking troops are tired: -2
Defending troops are tired: +1	Defenders are up slope: -2
Defenders are disorganized: +2	Defenders behind cover: -2
Uncontrolled advance: +1	Defenders' morale higher: -1
Attackers' morale higher: +1	per ML dif.
per ML dif.	Commander's ability higher: -1
Commander's ability higher: +1	per CL dif.
per CL dif.	Peasant Arms -2

Random Knights, Feudal troops, Dwarves, Hobbits, and monsters
Factor: use 1-2-3-4-5-6 die.

Mercenaries, Feudal and Civic Regulars, and Elves: 2-3-3-4-4-5 die.

Type of Shock Weapon	LI	MI	HI	HAI	LC	MC	HC	AC	HAC
CAV. Heavy Lance	7	7	6	4	7	7	6	5	3
Light Lance	7	6	5	3	8	6	4	3	2
Spear	6	5	4	2	6	5	4	2	1
Other Weapons	4	3	2	1	6	5	4	3	2
INF. Pikes	7	6	4	3	7	6	5	4	3
Pole arms	6	5	3	2	7	6	5	3	2
Other Weapons	5	4	2	1	4	3	2	1	0

The Attacker's Tactical Advantages are added to the Defender's Tactical Advantages. Each rolls a random die appropriate to the troops under his command and the Defender's die result is subtracted from the Attacker's result. The final die result is added to the total of the Advantages and Disadvantages. The Shock Weapon factor is added to the total. The resulting Shock Factor is then used to compute the effect of the assault on the Casualty Table.

Close Combat - Melee

"Melee" occurs in any close combat situation not covered by "Shock." Melee describes a situation in which the combatants have become somewhat intermingled along the line of battle and are engaged in individual combats with hand-held weapons. Lances have no value in a melee situation, and cavalry armed with such weapons must abandon them in favor of hand-held weapons. Dismounted cavalry may employ lances as pikes, however. Spears may be abandoned at the discretion of the commanders. Once discarded, lances and spears cannot be picked up and must be replaced from a wagon designated for the rearming of troops or from a pre-designated re-arming point where the lances and spears are stacked.

Attacker's Tactical Advantages: Defender's Tactical Advantages:

Feudal Chivalry attacking: +1	Feudal Chivalry defending: -2
Chivalry on barded horses: +1	Defenders on barded horses: -1
Attacking HI in close order: +1	Defending HI in close order: -1
Fresh troops attacking: +1	Attacking troops are tired: -2
Defending troops are tired: +1	Defenders are up slope: -2
Defenders are disorganized: +2	Defenders behind cover: -2
Attackers are advancing: +1	Defenders on wall: -4
Uncontrolled advance: +1	Attackers without hand-arms: -2

Defenders without hand-arms: +3	Defenders' morale higher: -1
Defenders are downslope: +2	per ML dif.
Attackers' morale higher: +1	Commander's ability higher: -1
per ML dif.	per CL dif.
Commander's ability higher: +1	Pole arms vs. cavalry: -1
per CL dif.	Pikes vs. cavalry: -2
	Enemy using peasant arms: -2

Random Knights, Feudal troops, Dwarves, Hobbits, and monsters
Factor: use 1-2-3-4-5-6 die.

Mercenaries, Feudal and Civic Regulars, and Elves: 2-3-3-4-4-5 die.

Type Of Melee Weapon	LI	MI	HI	HAI	LC	MC	HC	AC	HAC
CAV. HeavyWeapons	6	5	4	3	6	6	5	3	2
LightWeapons	6	5	3	1	6	5	3	1	0
INF. HeavyWeapons	6	5	4	3	5	4	3	2	1
LightWeapons	5	4	2	0	4	3	2	0	-1
PoleArms	5	3	2	1	5	5	3	1	0
Pikes	6	5	3	1	5	5	4	3	2
Mixed PC/PL	5	3	2	0	5	4	3	2	1

The Attacker's Tactical Advantages are added to the Defender's Tactical Advantages. Each rolls a random die appropriate to the troops under his command and the Defender's die result is subtracted from the Attacker's result. The final die result is added to the total of the Advantages and Disadvantages. The Melee Weapon factor is added to the total. The resulting Melee Factor is then used to compute the effect of the combat on the Casualty Table.

Casualties

Casualties are computed on the basis of the relative effective strengths of the units in combat. The basic unit of 1 figure contains 20 men and therefore can sustain a total of 20 casualties before it must be removed from the battlefield. Troops with superior training and experience have a greater effective strength, as do those in defensive cover or who are of a special type, so they can sustain more damage than 20 ordinary men could:

Type "A" = +5	Knights = +5	Dwarves = +10
Type "B" = +2	Cavalry = +5	Trolls = +40
	Barding = +5	Giants = +40
	Full Armor = +5	Demons = +30

For example, Type "A" Knights in full armor and mounted on barded horses would have an effective strength of 20 + 5 + 5 + 5 + 5 = 40, twice that of ordinary Type "C" or "D" infantry.

Every time strength points equal to those possessed by a figure in a unit are lost, one figure is removed from the formation. Until all of its strength points are lost, the figure will count as being at full strength for purposes of combat. A record should be kept of the strengths of the different types of figures in a formation, along with notes on losses suffered.

Casualty Determination Table

Combat Factor	Number of Figures in Attacking Unit [1 fig.=20 men]														
	1	2	3	4	5	6	7	8	9	10	11	12	13	14	15
-6	0	0	0	0	0	0	0	1	1	1	1	1	2	2	2
-5	0	0	0	0	0	1	1	1	1	2	2	2	2	2	3
-4	0	0	0	0	0	1	1	1	2	2	2	2	3	3	4
-3	0	0	0	1	1	2	2	2	2	3	3	3	4	4	5
-2	0	0	1	2	2	3	3	3	3	4	4	4	5	5	6
-1	0	1	1	2	3	3	4	4	4	5	5	6	6	7	7
0	0	1	2	3	3	4	4	5	6	6	7	7	8	8	9
1	1	2	3	4	5	5	6	6	7	7	8	8	9	9	10
2	1	2	3	4	5	6	7	7	8	9	10	10	11	12	13
3	1	2	3	4	5	6	7	8	9	10	11	12	13	14	15
4	1	2	3	4	6	7	8	9	10	12	13	14	15	16	17
5	1	2	4	5	7	8	9	10	12	13	14	15	16	18	20
6	1	3	5	6	8	9	10	12	14	15	16	18	20	22	24
7	2	4	6	8	10	12	14	16	18	20	22	24	26	27	30
8	2	4	6	9	11	13	15	18	20	22	24	27	30	33	36
9	2	5	7	10	12	14	16	19	23	26	29	32	35	38	41
10	3	6	9	12	15	18	21	24	27	30	33	36	39	42	45
11	3	7	10	13	16	19	22	25	28	31	34	38	42	46	50
12	4	8	12	16	20	24	28	32	36	40	44	48	52	56	60
13	4	8	12	16	21	25	29	33	38	42	46	50	54	59	64
14	4	9	13	17	22	26	32	36	40	44	48	52	56	63	70
15	5	10	15	20	25	30	35	40	45	50	55	60	65	70	75
16	5	10	16	21	26	32	37	42	47	52	58	63	68	73	78
17	6	12	18	24	30	36	42	48	54	60	66	72	78	84	90
18	6	12	20	26	32	38	44	50	57	63	70	77	82	88	95
19	7	14	21	28	35	42	49	56	63	70	77	84	91	98	107
20	8	16	24	32	40	48	56	64	72	80	88	96	104	112	120
21+	9	18	27	36	45	54	63	72	81	90	100	110	120	130	140

Close Combat Results

Upon completing a Shock or Melee combat, add the following factors for each of the opposing units. The factors are cumulative:

Cavalry charging at the gallop:	+3
Feudal Chivalry engaging inferiors:	+1
Troops in full armor:	+1
Troops in 2 ranks of close order:	+1
Per rank of organized infantry:	+1
Troops advancing into the battle:	+1
Caused the most casualties in figures:	+2
Caused twice the casualties received:	+2
Caused thrice the casualties received:	+3
Uphill at start and not now on the level:	+1
Troops fought in open order:	-1
Infantry vs. Cavalry and had pole arms:	+1
Infantry vs. Cavalry and had pikes:	+1

Cavalry vs Infantry

If the Infantry has the higher total in a Shock or Melee action, the Cavalry will "rally back" to regroup for another charge.

If the Cavalry has the higher total in a Shock or Melee action, it will bend the centre of the battleline back 25mm (10m/yd) per point it has won. The new frontage is made up by thinning the line of the Infantry. If the Infantry are pushed back 100mm (40m/yd) by Chivalry, 125mm (50m/yd) by armored or Heavy Cavalry, or 150mm (60m/yd) by any other Cavalry, it has been "penetrated" by the Cavalry assault and the battleline is split along a frontage in the center equal to 1/4 the number of Cavalry attacking in the front rank. Type "A" and "B" Infantry check morale immediately with -2 morale points. Type "C" and "D" foot troops immediately "break." If a Shock action was fought, the Cavalry may continue their charge through the gap or through the entire line of broken infantry and may engage troops behind the shattered unit in the same phase, taking the full charge distance from their starting point. The Infantry unit that has its line broken is "disorganized" in the following phase.

Cavalry vs Cavalry / Infantry vs Infantry

The force with the higher total pushes back the lower unit by 25mm (10m/yd) for each point it is higher. Infantry or Light, Medium, or Heavy Cavalry "breaks" if pushed back 150mm (60m/yd) or more. armored Cavalry and Chivalry rally back at full charge and may "break" only if pursued by a force 50% of their strength if social equals or equal to their strength if inferiors.

Stalemate: CONTINUED MELEE

If Cavalry and Infantry have equal totals, the action continues as a melee in the following phase, with both sides "disorganized." Leave the frontages and positions constant, however, to avoid unnecessary movement of figures. The same holds for Cavalry vs. Cavalry and Infantry vs. Infantry actions. At the end of the melee, both sides check morale.

Broken Troops

All "broken" troops retreat at "charge" speed for one full phase directly away from the force that broke them. They will continue to make for their base line (250mm from edge of battlefield) and will not halt unless they succeed on a subsequent morale throw and obey orders. If they fail a morale check at the base line, they will retire from the field. Broken troops will not fight or shoot missiles until they rally. A morale check is made -3 at the end of the first phase, -1 on the second and subsequent phases.

Routed Troops

Any troops who are "routed" will retreat toward their base line at full "charge" speed and will check morale -3 at the end of the second phase and all subsequent phases until they rally or retire from the field. A Battle Commander may join the unit, adding his "CL" to the morale determination. If a Battle has "routed," only the Army Commander may steady it again.

Pursuit

The forces "breaking" or "routing" the enemy will always pursue at full "charge" speed for the first phase of the pursuit. The pursuers obtain a free attack against the fleeing enemy at any point in the pursuit in which they are in contact. Half the enemy casualties are considered "captured."

At the end of the first phase of pursuit, the pursuing forces Commander will take an insubordination determination to see if he will call off the pursuit or press on, contrary to orders. If the pursuit continues, it will be at normal speed and the pursuers will rally to reorganize their unit.

If the pursuers meet with a body of enemy troops in the first phase of pursuit, they will attempt to avoid them if there is a gap wide enough to pass through. otherwise, they will charge the new enemy or, reaction time permitting, halt the headlong advance and rally the now disorganized unit.

Asking and Giving Quarter

Quarter may be asked or granted at any time in a battle, but usually it is asked only during a pursuit situation in which the retreating troops cannot escape their pursuers. Troops bent on revenge will slaughter surrendering men. Otherwise, both the pursuer and the fleeing troops each throw a die (1-6 for Knights and Feudals; 2-3-3-4-5 for Regulars and Mercenaries). If the pursuer's total equals or exceeds the roll of the fleeing troops, they will continue the slaughter. If the fleeing troops exceed the pursuer's die roll, they will be granted quarter. If quarter is granted, the captured figures must be led to the victor's base line, with one figure as an escort to every five captured figures. Surrendering Knights always add +2 to their die roll; they are

valuable as prisoners to be held for ransom.

Troops Leaving the Field

Any troops exiting from the field by crossing the base line may stop there if "broken," and they return if they rally on the phase following the rallying morale check. All "routed" troops will not return.

Victory



Like many miniatures combat systems, **Chivalry & Sorcery** does not provide any victory conditions based upon the addition of surviving "points" of cavalry and infantry in order to decide the victor. In a campaign battle, the side holding the battlefield has "won." Sooner or later, the Commander of an army that is being badly mauled will have to decide to sound a general retreat if he is going to preserve the remnants of his shattered forces. Only a fool or a desperate man who cannot hope for quarter from his enemies would "fight to the last man." Without at least the cadre of an army to rebuild his forces around, he would be finished as a power in the land.

Nightfall often saves an army from total destruction, for the action stops at that point. The defeated army is able to slip away, counting itself lucky to be alive. The victors will roam the battlefield, looting, capturing enemy stragglers, and aiding their wounded comrades. If, however, both sides have been bled equally, the armies might camp on the field for the night and resume hostilities the following morning, with appropriate dressing of their lines and redeployment of troops.

Battlefield Has Been Won

The victor loses 1/3 of the figures removed as dead, 1/3 as wounded to be returned to duty in 2 weeks, and 1/3 as seriously wounded to be sent home for the season as invalids. If in hostile territory, all wounded must be carried in the baggage train. 10% of routed troops desert back home, and the remainder return to duty. Casualties which do not add up to complete figures are returned to duty the following day as well.

The loser suffers 1/2 of the figures removed as dead, 1/4 as captured, and 1/4 as wounded borne from the field by their comrades. Only 1/4 of the Knights are dead, 1/4 have been captured and held for ransom, 1/4 are fit for duty, and 1/4 are wounded for 2 weeks. 50% of the routed troops desert home, and the remainder return to duty.

The victor's Knights are in excellent condition, 1/4 are dead, 1/2 are fit for duty, and 1/4 are wounded for 2 weeks.

All troops killed in pursuit after being broken or routed are considered dead.

Battlefield Still Contested

If neither army has quite the battlefield by nightfall, treat both sides as "victors" for the purposes of computing casualties killed, wounded, deserting, or returning to duty.

Honours of War

If the Army Commander is captured and represents a player character whose forces are largely represented by the army or on whose behalf the battle is being fought, he may sue for terms from the other side. If granted the Honors of War, he will pledge ransom for himself and his men. Such a pledge often carried a high price--the surrender of a castle or lands or the paying of a large sum of money.

An Army Commander can also sue for terms even if he is not in the hands of the enemy. In this case, no "ransom" is paid as such, but some indemnity will be forthcoming.

The Competition Battle



The competition battle is perhaps the only truly "balanced" action which will occur in Chivalry & Sorcery. The competition battle is an abstraction, much like a chess game, and is divorced from campaigns as such.

The strengths of armies are determined by using the familiar "points" system. If a typical medium-sized battle is desired, each player or side will fight with an army of 1500 to 2000 "points," with up to 300 points extra allotted to commanders. If an action of major size is desired, the point values can be raised to higher levels.

As in the regular campaign battles, each side will be assigned an edge of the battlefield and is given a certain number of terrain features which may be placed anywhere on the battlefield so long as they are more than 250mm or 10" from the edge assigned to the side placing the terrain. Both sides then pick their armies, using the point values given below. The type of Feudal army should always be decided first, for under no circumstances may players choose troops or armaments not typical of the medieval forces he is supposed to command. It should be noted that the basic "figure" represents only 20 men and does not include arms, armor, or any other factor such as training and morale.

armor	Weapons
LI = 2	Heavy Lance = +2
MI = 3	Light Lance = +1

armor

HI = 4
 HAI = 6
 LC = 2 + 5 (horses)
 MC = 3 + 5 (horses)
 HC = 5 + 5 (horses)
 AC = 6 + 5 (horses)
 HAC = 7 + 5 (horses)

Weapons

Heavy Weapons = +2
 Light Weapons = +1
 Pike = +2
 Pole Arms = +1
 Javelin = +1
 Mixed SSH = +1
 Mixed PC(L) = +2
 Mixed PC(H) = +3
 Mixed PL = +3
 Peasant Arms = +0
 100% Longbow = +3
 100% L X-Bow = +2
 100% H X-Bow = +3

Training

Type A= +4
 Type B= +2
 Type C= +0
 Type D= -1

Social Class, Organization, or Non-Human

KC/KI= +3
 FIR= +1
 FCM= +0
 FCR= +1
 FIL= +0
 MC= +2
 MB= +2
 MI= +2
 FSC= +2
 FSI= -1
 KNI= +3
 FNI= +0
 KEI= +4
 KEB= +4
 KDI= +5
 FHM= +0
 FWC= +3
 FGL= +0
 KTI= +40
 FGI= +50
 HDI= +8

Commanders Type:	"CL" 1	"CL" 2	"CL" 3	"CL" 4	"CL" 5	Mercenary
Duke, Prince	+30	+50	+75	+100	+125	+20
Marquis	+25	+40	+60	+80	+100	+15
Earl, Count	+20	+35	+50	+75	+85	+12
Baron	+15	+30	+45	+60	+75	+10
Bannerette	+12	+25	+40	+50	+60	+7
Knight	+10	+20	+30	+40	+50	+5
Sergeant	+5	+10	+15	+20	+25	+2


Siege Engine, Light: +5 and crew
 Siege Engine, Heavy: +8 and crew
 Mounts for Infantry: +3

Victory is determined by comparing the casualties of the "victor" to those of the "Loser" (see "Victory" above). If casualties are 1:1.5 or less, a "marginal" victory was won. If casualties are 1:1.5 to 1:3 a "tactical" victory has been won. Casualties of 1:3 to 1:4 bring a "great" victory, and casualties in excess of that bring a "crushing" victory. Casualties are counted in terms of the "points" of men killed, captured, and wounded. One-half the "point value" of routed and deserting troops are counted.

Players may also wish to use the "points" system to assign military capacity to Feudal holdings and nations, instead of dealing with monetary values and incomes. In that case, set rates should be given to holdings and nations which reflect their relative strength and resources.

Siege

Clearly, an attack on a castle can prove to be a brutal affair. The besiegers will use the most effective tactics possible. Each of these tactics is dealt with below, and, depending upon how complex the players wish to make it, conducting the siege can be a real exercise in skill, wits, and practical knowledge.



Starvation

Starving out the defenders is the least costly in lives as far as an attacker is concerned, but it requires time enough for the garrison to eat up at least two month's of food. The risk of a strong relieving army arriving to engage the besiegers and raise the siege cannot be minimized. However, placing a castle under siege is a good way of "smoking out" the main army of your enemy to try the issue on the battlefield.

Storming the Walls

Direct assault against the walls of a strong castle is pure suicide, but it can prove to be most effective against lesser fortifications. It is a rather simple, almost trite fact that in order to get on top of a castle wall one must climb. If the wall is 40 feet high or less, it can be scaled with ladders and lines. A 20-foot ladder can be constructed by 5 men in one hour, with an extra 20 minutes for each additional 5 feet.

Length of Ladder	No. Men Climbing	No. Men Hold	Chance of Collapse	Chance of Injury
20 feet	3	2	10%	15%
25 feet	3	2	15%	20%
30 feet	4	2	20%	25%
35 feet	4	2	25%	30%
40 feet	5	3	30%	35%

Scaling lines may also be used, with 1 man climbing per line.

Defenders have a chance of dislodging ladders equal to the % chance of collapse, and all men on a dislodged ladder are injured if falling onto hard ground, with a % chance of death per man equal to the percentage on the table above. Scaling lines may be cut 50% of the time, with automatic injury and a % chance of death equal to the height for scaling ladders.

The assault can be staged in one of two scales: 1:10, using the mass combat rules; or 1:1, using the individual combat rules. The choice of scales will depend upon the number of troops involved.

Using 1:10 scale, the defenders can deploy one rank of troops in close order on the battlements to meet enemy attacks, with a second rank in reserve. The attackers may deploy in as much depth as they desire, but only one rank may climb to the attack. Attackers suffer double casualties because of the problems of climbing and fighting at the same time, while defenders reduce casualties by 1 man for every 3 lost because of their defensive advantage. Offenders may engage the men below the wall with missiles.

The assault continues for three melee phases. At the end of that time, casualties are assessed and averaged for each figure engaged or drawn up in reserve for attack or for defense along the threatened section of wall. The attacker then rolls to see if he has managed to dislodge any troops on the wall:

Defender Has Lost*	Attacker Rolls	To Dislodge=	Attacker Advance on Wall
1 man per figure	1xd100	20	1 figure climbing per Dislodgement
2 men per figure	2xd100	25	1 figure climbing per Dislodgement
3 men per figure	4xd100	25	1 figure climbing per Dislodgement
4 men per figure	5xd100	25	1 figure climbing per

Defender Has Lost*	Attacker Rolls	To Dislodge=	1 Attacker Advance on Wall
3 men per figure	6xd100	30	Dislodgement 1 figure climbing per Dislodgement

*Figures have varying strengths, depending upon the class of troops, their armor, etc. Thus Aman@for Type A Knights in full armor would be 3.5 casualty points, while Type C troops without any other advantage would be 2 casualty points per man in 1:10 scale. See "Casualties".

Defender Has Lost	Attacker Rolls	To Dislodge=	1 Attacker Advance on Wall
6 men per figure	8xd100	35	1 figure climbing per Dislodgement
7 men per figure	9xd100	40	1 figure climbing per Dislodgement
8 men per figure	10xd100	50	1 figure climbing per Dislodgement
9 men per figure	12xd100	75	1 figure climbing per Dislodgement
10 men per figure -	-	-	Wall Cleared, All Attacking troops Advance

If the attacking force fails to get a figure on the wall, it will fall back and must rally before a second assault can be launched.

If assaulting troops have gained a foothold on the wall, one defending figure must be detailed to deal with each attacker, and casualties suffered are double those printed on the table because of the desperate nature of the struggle. All casualties lost in such encounters are slain. If there are insufficient defending figures to cover all of the attackers on the wall, one figure climbing must be allowed on the wall for each attacker that is not covered.

Defenders may reinforce the wall only by bringing troops up stairs and along the walkways. If attackers are on the wall, they must be engaged in "desperate" combat to clear the way.


Desperate combats on the wall are decided each turn, as figures may be quickly eliminated before the completion of a 3-phase assault. Each group of figures is determined in a separate action.

Once the determination of the initial phase of combat is completed, a number of figures equal to the casualties suffered are removed from both the attacking and defending troops. The defenders suffer 1/4 killed, 1/2 wounded but able to serve the next day, and 1/4 are still fit for combat. Attackers suffer 1/2 killed, 1/4 wounded but able to serve the next day, and 1/4 seriously wounded and unable to serve for 1 week.

If man-to-man combat is being used for actions involving small numbers of troops, use the non-player Character Profiles:

- Type "A" Troops = level 10 Knights or Fighting Man in appropriate armor
- Type "B" Troops = level 7 Knights or Fighting Man in appropriate armor
- Type "C" Troops = level 5 Knights or Fighting Man in appropriate armor
- Type "D" Troops = level 2 Fighting Man in appropriate armor

Because of the close-packed ranks of troops both on the walls and climbing, ignore all parrying and dodging rules and slug it out with blow-for-blow combat. To allow for the superior defensive ability of trained fighting men, give Type "A" and "B" troops a passive shield parry of -15% and Type "C" and "D" troops a -5% passive shield. All player characters will, of course, fight according to their characteristics.



Climbing troops cannot use shields when climbing the ladders or scaling ropes. They gain the wall only when a defender has been driven back as a result of a "bash" or when two attackers are able to gain an advantage by attacking a single defender with fewer blows than the combined total of the attackers. Of course, any undefended portion of the wall can immediately be won.

When the attackers have suffered 40% casualties they will begin to check morale. The defenders will not check morale until 65% casualties have been sustained. Failure of morale (see Individual Combat) results in flight or else surrender if flight is not

possible. All non-noble fighting men left on the wall by retreating attackers will be slain by the defenders but nobles will probably be taken prisoner.

Siege Towers

If the walls are higher than 40 feet, siege towers must be used because ladders simply cannot stand the stress. Towers are built on the best hardwood and are covered with animal hide or iron plates (15% chance of catching fire). Costs of construction are high, approximately 5 GP per foot of height to 40 feet and 7 GP per foot above that height. Towers may have drawbridges extending up to 20 feet, across which troops are able to charge, using shock tactics to sweep defenders from the wall.

In 1:10 combat, a charge across a tower's drawbridge can be made by two ranks of infantry, inflicting double damage in the shock. The frontage is 1 figure. Troops fighting from a tower are equivalent to troops on the wall. In man-to-man combat, troops may charge three to five abreast and have a +10% chance of striking the enemy in the initial charge.

Siege towers can be destroyed by fire or by toppling them. Toppling can occur when:

1. Destroyed by catapult fire. A tower may sustain 15 impact points for each foot of height.
2. Grappled: The defenders can grapple a tower with grapnels attached to lines 25% of the time within 25 feet of the wall. If fired from a ballista, the grapnels have a 75% chance at 25 feet or less, 50% at 26 to 75 feet, and 25% at 76-150 feet. It then takes two phases to topple the tower at a 40% chance with 49 men. One horse equals 5 men, if substituted. However, the attackers can try to ungrapple the tower at a 25% chance per phase.
3. Crossing a filled moat: The tower will tip 15% of the time when being pushed across a moat that has been filled with tied bundles of faggots and covered with a log corduroy lashed with ropes.

Siege towers can move at 20m/yr per phase (20 feet per turn in individual combat). They require 3 men or 1 horse or mule per foot of height to be moved.


Missile Weapons

How can do nothing against a 10-foot thick wall except to eliminate the occasional defender careless enough to expose himself. In 1:10 combat, fire from outside the defenses causes only 1/5 casualties. In 1:1 combat, a hit occurs only when there is a critical hit result, and a second roll must be made for a "critical" hit.

Siege Weapons

There are three types of siege engines that can deliver missiles capable of damaging a wall or other structure:

1. THE ONAGER: A small catapult weighing about 500 Dr. which can be moved easily and generally rides on a solid wheeled platform. It can be built in about 10 days by a Blacksmith, a Carpenter, and 8 men to assist them.
2. THE MANGONEL: A medium-sized catapult that can throw stones or darts. It weighs about 1200 to 1500 Dr. and can be moved on wheels when pulled by draft animals or large numbers of men. It can be built in about 15 days by a crew of two Smiths, two carpenters, and 16 other men.




3. THE TREBUCHET: A very large siege engine that weighs up to 5 tons and requires disassembly to be moved. It can be built in 20 days by an Armorer, two Smiths, two carpenters, and 25 men. It can be inched forward on rollers to a position close to a wall and usually takes a full day to be sited if it is constructed out of missile range. (Such movement generally takes place at night.)

Such siege "gunnes" were most typical of the Feudal period. If players wish to stage actions more properly belonging to the early Renaissance and require bombards, they are about 50% more effective in impact than siege engines casting missiles of comparable weight. Ranges, however, are similar.

In addition to the heavy siege "gunnes," there are

several other missile-casting engines:

4. **BALLISTA:** A light engine resembling a large crossbow and mounted on a swivel base with levers that allow the crew to obtain exact elevations and ranges. The engine has the range and general accuracy of a heavy crossbow but does three times the damage and has a critical hit factor of 60%. It weighs about 500 Or., like an onager, and can be constructed in 15 to 20 days by an armorer, two Smiths, and 17 other men.



5. **SPRINGAL:** A light engine identical in size to the onager. However, instead of the arm pulling a sling through the air to cast stones, it hits a large bar located on the top or the frame and propels 5 to 20 spears up to a maximum of 100 m/yd. Each spear can damage an individual, so that the springal is actually a form of early 'machine gun.' In large-scale combat, treat springals as equal to hand-hurled weapons, with each engine worth 5 to 20 men.
6. **MANGONEL:** As well as acting as a catapult, the mangonel can fire a very heavy dart up to 3 times the distance of a heavy crossbow and with 6 times the destructive force.

Type of Engine	Rate of Fire/Hour	Defensive Impact	Cost	Size	Arm	Crew
Onager	1	200	100 GP	14'x5'	12'	5 men + 4 horses
Mangonel	5	300	175 GP	20'x8'	18'	10 men + 8 horses
Trebuchet	2	500	250 GP	50'x20'	30'	20 men + 20 horses
Ballista	15	100	100 GP	6'x4'	-	5 men + 2 horses
Springal	4	350	200 GP	20'x8'	20'	10 men + 8 horses

When firing javelin-type missiles, siege engines must be supplied with darts, so extra transport and animals must be provided. Similarly, boulders have to be hauled to the heavy siege "gunnes" to keep them supplied with ammunition.

Hit Probability Table For Siege Engines

Die Roll	Against Wall	Die Roll	Against Enemy Siege Engine
1-20%	Shot falls short	1-30%	shot falls short
21-26%	Hit adjacent 10' section (L or R)	31-50%	Hit adjacent 10' section (L or R)
26-30%	Hit base of wall (20-50% damage)	51-60%	Hit base: 20% damage.
31-70%	Hit aiming point	61-65%	Hit arm/bow: destroyed.
71-90%	Hit top of wall	61-100%	Shot overshoots 10-100'
91-100%	Shot went into castle over wall		

Impact damage against engines and all structures is a function of weight of the stone, the range, and the type of engine firing it. The following table gives the impact points of damage inflicted against structures:

Range	The Onager		The Mangonel		The Trebuchet		
	50dr	100dr	100dr	150dr	200dr	300dr	500dr
30m/yd	155	320	360	470	560	650	1250
60m/yd	150	30	355	460	545	635	1150
100m/yd	145	280	350	445	535	620	1110
130m/yd	140	275	345	435	520	615	1080
160m/yd	135	275	340	420	515	595	1010
200m/yd	125	270	330	420	500	595	960
230m/yd	120	265	320	405	475	585	905
260m/yd	115	255	310	390	455	570	905
300m/yd	110	240	295	375	430	555	845
330m/yd	105	225	280	355	400	535	800
360m/yd	100	210	265	320	365	515	725
400m/yd	95	190	245	295	325	495	675
430m/yd	90	170	225	260	275	475	625
460m/yd	85	150	205	235	235	455	575
500m/yd	80	130	185	200	200	435	525
530m/yd	75	110	165	165	415	465	475
560m/yd	70	100	145	150	390	430	425
600m/yd	65		125		365	395	400
630m/yd	60		115		340	360	
660m/yd	55		100		315	325	
700m/yd	50				290	300	
730m/yd					265		
760m/yd					240		
800m/yd					215		
830m/yd					200		

The resistance of a wall is determined in one of two ways. In the case of small types of structures (cottages, inns, etc.) the resistance to impact is determined by the referee in impact points. In the case of solid stone buildings, walls, and towers, the impact resistance is calculated in the following manner:

1. Resistance = 1000 x thickness* + height x thickness x 50 *Multiply thickness by the Defense Factor.
2. The effective thickness of the rock is determined by the type of rock and mortar used by the builder, as well as wood bracing.

Cheap stone	= 0.9	Defense Factor
Average stone	= 1.0	Defense Factor
Good stone	= 1.2	Defense Factor
Fine stone	= 1.3	Defense Factor
Square Tower	= + 0.2	to D.F.
Round Tower	= + 0.5	to D.F.
Poor Mortar	= no	bonus
Good Mortar	= + 0.1	to D.F.
Poor Wood Bracing	= + 0.1	to D.F.
Hard Wood Bracing	= + 0.2	to D.F.
Fine Wood Bracing	= + 0.3	to D.F.
Iron Bound Bracing	= + 0.5	to D.F.

If the wall is of earth, one foot of packed earth equals six inches of average stone. If completely dry, one foot of earth equals six inches of poor stone; if wet, it is equal to six inches of good stone.

Computing Damage to Structures

The amount of damage actually done to the wall is determined by taking the impact force of the missile and dividing it by the impact resistance of the target. Then take the missile impact ratio and read off the resulting damage from the table below:

Missile Impact Results Table

Result	Amount of Damage	Result	Amount of Damage	Result	Amount of Damage
1.00	100% Damage	0.10	0.81% Damage	0.01	0.081% Damage
0.90	81% Damage	0.09	0.64% Damage	0.009	0.064% Damage
0.80	64% Damage	0.08	0.49% Damage	0.008	0.049% Damage
0.70	49% Damage	0.07	0.36% Damage	0.007	0.036% Damage
0.60	36% Damage	0.06	0.25% Damage	0.006	0.025% Damage
0.50	25% Damage	0.05	0.16% Damage	0.005	0.016% Damage
0.40	16% Damage	0.04	0.4% Damage	0.004	0.004% Damage
0.30	9% Damage	0.03	0.02% Damage	0.003	0.002% Damage
0.20	4% Damage	0.02	0.01% Damage	0.002	0.001% Damage

The amount of damage caused is calculated by multiplying the Impact Factor or the missile times the percentage of damage indicated. Unless delivered by a 300 Dr. or 505 Dr. stone, any result of less than .002 will cause no damage; 300 Dr. or 500 Dr. stones cause .001% damage when firing against walls of great resistance.

Protective Devices

Protection against the activities of siege engines and archers can be provided by large wooden shields or mantlets. In the field, it is mounted on small wheels so that it can be pushed in front of an advancing force. It can screen a firing position as well, and similar structures are used on the castle walls to protect the defenders. Mantlets are normally covered with skins soaked in vinegar to prevent fire (15% chance) and have an impact resistance of 200 points. Larger versions may be erected to protect siege engines drawn up close to the walls of a castle and have an impact resistance of 500 points. A small mantlet can be built in two hours by 5 men. Large mantlets and screens require a day or two of activity by 20 to 40 men, depending on whether a small or large engine is to be protected.

A second form of protection is the "sow." The "sow" is a long shed that normally covers a ram or the entrance to a mine. It is often on wheels and can move at a slow walking pace. The roof and sides are covered with hides, as is the mantlet at the front, and it can sustain 3000 points of impact on each 8-foot section. An 8-foot section requires 5 men to move it and weighs well in excess of 1000 Or.

Fire and Incendiaries

Fire is a versatile weapon that can be used against men and all flammable structures. Fire comes in solid form (fire missiles) or liquid form (kegs of inflammable liquid). When the missile hits a target, there is a 65% chance that liquid fire will ignite the structure, and there is a 40% chance that a solid missile will start a fire in addition to doing impact damage. Hides soaked in vinegar reduce the chance of fire to 15%.

A solid fire missile will affect an area about 10 feet in diameter (3m/yd) while a liquid fire missile will affect an area 15 feet in diameter (5m/yd). Fire from a solid missile can be quenched with water, at 1-50% chance; while fire from liquid missiles must be smothered in earth, at 1-30% chance. Attempts to extinguish the fire may be made each turn.

Solid fire deals out 200 points of damage to flammable structures per turn and feeds on the materials it is burning.

Liquid fire deals out varying amounts of damage, depending upon the type of liquid that is used. The following list gives the impact

force of six liquid fire missiles of 10 gallon kegs, along with the price of each:

Type of Incendiary	Cost	Initial Burning	Each 20 Min.
Any Oil	25sp	250 points	220 points
Turpentine	60sp	300 points	250 points
Pitch	15sp	200 points	200 points
Naphtha	75sp	350 points	300 points
Alcohol	60sp	350 points	250 points
Greek Fire	100sp	500 points	350 points

Incendiaries and boiling oil may also be used by the defenders with good effect when the besiegers attempt to storm the walls.

When incendiary missiles are fired, the defenders are usually able to dodge out of the way in time because of the high arc of fire and the relative slowness of the missiles. If a fire missile lands in an area occupied by troops, there is a chance that only 10-30% have been caught by a solid missile and a 10-60% by a liquid missile. Half the casualties are killed and the remainder are burned and must report wounded for 1-6 days.


When burning liquid or boiling oil is poured from the walls, attackers caught below on ladders or scaling lines suffer 50% dead and the remainder wounded for 1-6 days. The incendiary material splatters everyone on a ladder and immediately below, then will spread out in a 5m/yd x 5m/yd area at the base. A figure in 1:10 scale will take 10% to 100% casualties if in close order and 10% to 60% casualties if in normal or open order. In 1:1 scale, the same percentages hold for all figures caught in the burning material, with 10% to 100% in the area being affected. Damage caused to individuals is given in the Individual Combat chapter. Fatalities are most likely those who received the initial splash, men on ladders or holding them or else men closest to the wall.

Rams

Rams are devices that are used to batter down a wall or reach a gate. The simplest ram is built from a large trunk, with handles attached so that the men can swing it against a target. Larger, more sophisticated rams are carried in "sows" or siege towers and do great damage:

Type	Weight	Composition	Crew	Speed	Damage to Rock or Stone
Small	800	Tree Trunk	10 men	1/2	= 100 Dr. Onager at 30m/yd*
Forged	1200	Oak Shaft, iron head & handles	20 men	1/2	= 150 Dr. Onager at 30m/yd* x 1-2 (die roll)
Iron	2400	Solid iron, swing mount in sow or tower	30 men	sow	= 300 Dr. Trebuchet at 30m/yd* x 1-3 (die roll)
Steel	3600	Iron shaft with steel head in sow or tower	40 men	sow	= 500 Dr. Trebuchet at 30m/yd* x 1-6 (die roll)

*Damage is computed per 1/2 hour of operation and minimum damage is always .001, no matter how resistant the wall is. Consider sow or tower mounted rams as equal to 2 Trebuchets striking the target spot at the same time. The depth of penetration is equal to the percentage of damage done to the wall. For example, if a wall 10 feet thick was sustaining damage at a rate of 3% per 1/2 hour, penetration would be 3% of 10 feet. When the penetration is complete, a hole 5-8 feet in diameter will be opened in the bottom of a thick wall and 6-10 feet in diameter in a thin wall.



When attempting to batter gates and wooden structures, a ram is less effectual. Wood is much more supple than stone and can absorb more stress. Consider large gates as equal to 1 foot of good stone and 10 feet high; small gates are 1 foot of good stone and 5 feet high. In other words, consider the gate as if it were a stone wall. The strength of the gate will vary, furthermore, according to the type of wood or other materials employed in its construction:

Material	Defense Factor	Material	Defense Factor
Entwood	7.0	Mahogany	2.5
Teak	4.0	Witch Hazel	2.0

Cherry	3.5	Ash	2.0
Walnut	3.0	Yew	1.75
Hazel Nut	3.0	Pine	1.5
Oak	3.0	Fir	1.5

Resistance = 1000 x 1' + height x 1' x 50

Modify the thickness by the Defense Factor for the Wood plus any bonuses for extra preparation.

If the wood is Entish in origin, add +1 Defense Factor.

If the wood is Elvish in origin, add +0.5 Defense Factor.

If the wood is "banded," add +2 Defense Factors. Banding is carefully cutting the timbers into 2-inch sheets and gluing two different woods together with crossing grains (similar to plywood), lacquering it up to 12 times, and bracing it with cross beams. The cost of such a process is 10 GP per "cubic foot" of gate.

If the wood is "curved" during the banding process so that its center point is warped 6 to 12 inches outward, stress is further diffused and adds +1 Defense Factor to the banding. The cost of curving is an additional 10 SP per "cubic foot" of gate. If it is properly fitted in position in the entrance, such a gate can jam 1-50% of the time so that +2 Defense factors are added.

If the wood is "shod" with iron, add +1 Defense factor. The cost is 5 GP per "cubic foot" of gate.

If an Iron gate is used, backed with wooden bracings, the Defense Factor is 10. The cost of such a gate is 30 GP per "cubic foot." Such a gate will have a resistance of 15000 points against impact, so it will stand for a long time if it is a main gate threatened by the enemy.

Mining

The slowest but probably the most effective way to breach a castle well was by mining. With careful planning the attackers could cut a tunnel to a point underneath the castle wall and fill the cavern with incendiaries. The impact of a successful explosion would bring a large section of wall down.

To use miners effectively, the commander of the forces must have driven at least 10,000 feet of tunnel under combat conditions. In addition the miners have the proper tools.

Mining Table I - Mining Supplies

Item	Cost	Item	Cost
Pick	40 SP	Iron Shovel	15 SP
Light hammer	15 SP	Sledgehammer	30 SP
Drill	20 SP	Spikes	1 SP/dozen
Shoring Timber	5 SP/linear foot of 12" x 12" wood	Pitch	20 SP/keg
Cooking Oil	20 SP/keg	Alcohol	80 SP/keg
Turpentine	50 SP/keg	Greek Fire	100 SP/keg
Naphtha	50 SP/keg	Azes	35 SP
Wheelbarrows	10 SP	Saw	40 SP
Nails	5 CP/dozen		

The average mining crew is composed of one master, two apprentices, 5 pick men, 5 shovel men, 20 men in the clearing crew, and 20 men in the shoring crew. The table below shows how far a human crew can drive a tunnel 6 feet wide and 6 feet high in an 8 hour shift. An Orc, Goblin, Dwarf, or Grey Gnome crew might be used. Orcs and Goblins work 12 hour shifts and are 50% more effective. Gnomes work a 10 hour shift and are 100% more effective. Dwarves also work a 10 hour shift and are 200% more effective. Note: Grey Gnomes will not work for humans. (see Mining Chart for chances).

Subsurface Material	Tunnel Dug	Chance of Failure or Detection of Work	Results of failure
Marsh (moat +25%)	3 feet 2	5%/15%	Cave in and Flood
Sand	6 feet	20%/15%	Cave in
Loose soil	24 feet	15%/15%	Cave in
Medium soil	20 feet	10%/10%	Cave in
Packed soil	15 feet	10%/10%	Cave in
Rocky soil	12 feet	5%/20%	Cave in
Clay	8 feet	15%/25%	Cave in
Gravel	5 feet	10%/25%	Cave in
Solid Rock	3 feet	5%/30%	Cave in

It is not possible to mine below the water table without using prohibitively expensive stone shoring and tunnel linings. However,

countermines may have been established by using this method. It is a well-known fact that many castles have extensive counter mines and various water traps. Therefore, chances of detection and failure are high. If detection percentages are rolled once per shift the defenders know the approximate position of the miners and will attempt to set traps or else countermine and assault the miners in the earth or burn them out with naphtha and pitch. If a failure percentage is rolled (once per shift) and failure results, there is a cave in. The percentage also indicates the number of crew lost. Failure in a marsh or under a moat means that the tunnel is flooded and twice the number of miners are killed.

If luck holds out and the tunnel reaches the defenders, the miners will place kegs of incendiary material and ignite them. If the mine is placed correctly, the full effect of the blast will likely bring down the mined section of wall. However, if the mine is not dead center, its effects will be reduced according to the following chart:

% Die	Mine Location	Effectiveness/ Wall
1-50%	Center of Mall	100% effective if explodes correctly
51-70%	10% off center	60% "
75-65%	20% off center	30% "
86-60%	30% off center	15% "
61-95%	40% off center	5% "
96-100%	50% off center	Totally ineffective

The actual explosion can either work and impart damage to the wall equal to a missile with the impact of the incendiary charges used (initial burning value). However, a check is also made to see whether the mine explodes properly before the damage is assessed:

% Die	Result
1-25%	The mine backfires with up to 75% of tunnel destroyed.
26-50%	Some backfire, up to 20% tunnel destroyed with 30% of the force directed against wall
51-70%	No backfire, but only 50% of force hits wall
71-100%	All the available force hits wall.

Plagues & Diseases



uring the feudal period, the dreaded cry of 'Plague!' put more sheer terror in the hearts of men than did any army - and with good reason. Disease has slain more people than has any war, and the feudal period saw numerous epidemics decimate entire populations, leaving nations economically and militarily bankrupt and wasted.

EPIDEMICS are highly contagious diseases that spread through the entire population. They occur only under special conditions: In any given year, there is up to a 10% chance that an epidemic will break out in some region, especially a center of population. The more unsanitary the conditions, the worse the personal hygiene of the populace, and the higher the frequency of trade, the greater the likelihood of plague. Also, times of famine and/or war may produce conditions favorable to plague outbreaks. Check once per 250,000 townsmen in the nation. The time of year the plague breaks out can be decided randomly by rolling 1 D6: 1-3 = January-June; 4-6 = July-December. Then roll 1 D6 again to find the month. Note that some plagues will not occur in certain seasons, in which case a plague is impossible and a reprieve is gained.

During war, unsanitary conditions caused by overcrowding during protracted sieges (over 60 days) or by large concentrations of troops may act to produce plague conditions. Besieged castles and towns have a 10% chance + 1% per 2000 in the fortress of a plague breaking out each week the siege lasts beyond 60 days. If a plague breaks out, the besieging army has to immediately disengage or run the risk of the plague spreading to its numbers (10% + 1% per week it remains). Armies much over 10,000 men may contract the plague if concentrated for more than 60 days at a time, with a 10% chance + 1% per week over 60 days.

NON-EPIDEMIC DISEASES can occur when the conditions for such diseases are present during an adventure. Such diseases affect individuals rather than whole populations. VECTORS are the sources or conditions under which a disease begins.

INFECTION is the percentage chance that an individual will contract the disease.

SURVIVAL is the percentage chance that an individual will recover from the disease if he contracts it. The percentage is modified by the bonuses/penalties for disease resistance given in Constitution.

INCUBATION is the period of time required for the symptoms to appear after exposure.

DURATION is the period of time that a victim will suffer from the worst ravages of the disease.

DEATH RATE is the number of deaths that will occur in a population during an epidemic, expressed as a percentage dead per week.

CURE is the effect of clerical acts. Cure Disease cannot be used arbitrarily, however, for no Cure can be attempted until a person has actually contracted the disease and the symptoms are present. Further, a Cure will not completely eliminate the disease, but

merely increases the survival chances of the victim. Successful medical procedures approximate the effects of Cure Disease.

INCAPACITATION is the degree to which a disease victim is reduced in physical and perhaps also in mental powers during the illness and during recuperation.

RECUPERATION is the recovery period needed to restore the disease victim to his full powers, once survival is assured.

Epidemics

When determining the point of outbreak of an epidemic or plague, all towns in a nation should be assigned a number- For instance, if there were 27 towns, divide them into three groups of ten (or part thereof). A dice roll can be made to determine the target group, and then a second roll to find the point of outbreak. In the case of sieges or over-sized armies, the location is already known. The following epidemic diseases may occur if the conditions are 'right'. Bubonic plague, cholera, and typhus cannot occur between the months of November and March because the cold eliminates the insect vectors. The other epidemics are possible in any season. Roll 1D6, with the result indicating the disease with the corresponding bracketed number:

Bubonic Plague/Black Death (1): Epidemic, lasting 2 + 1 D10 weeks before disappearing. Death Rate: 1-3% per week, with a spread in all directions of 3-6 miles per week after the initial outbreak. Vector: rats carrying plague-ridden fleas, and also infected victims. Infection: 25% per week per person is exposed. Survival = 30% (60% if Cured). Incubation = 1-3 days. Duration = 1-3 days with 100% incapacitation. Black Death produces blood spots on the skin, enlargement of lymph glands, high fever, severe chills, frequent vomiting, great thirst, and morning diarrhea, with most victims delirious. If a person is not infected during an epidemic, there is a 10% chance + Con score that he is immune. There is also a 10% chance that an exposed person is carrying plague fleas for 1-6 weeks after exposure, provided he does not change clothes or take a good bath. Recuperation = 22-27 days, with victim at 50% capacity physically.

Cholera (2): Epidemic, lasting 1 D10 weeks. Death Rate = 1-3% per week, with a spread of 1-6 miles per week in all directions. Vector: contaminated food, water, and infected people- Infection = 20% per week a person is exposed (10% if food is clean and water is not contaminated, with minimal contact with cholera victims). Survival = 40% + 3.D10% (60% + 3.D10% if Cured). Incubation = 1-6 days. Duration = 4-8 days, with 75% incapacitation- Cholera produces severe diarrhea and extreme dehydration, weakness, and intermittent fever and delirious states. Recuperation = 4-10 weeks, with 25%-50% incapacitation.

Typhus (3): Epidemic, lasting 1 + 1 D6 weeks. Death Rate = 1-3% per week, with a spread of 1-6 miles per week. Vector = fleas, mites, body lice, and ticks which thrive when there is overcrowding and filth, plus a food shortage. If such conditions do not exist to a serious degree, plague period is halved. Infection = 10% per week exposed (20% during sieges or in oversized armies)- Survival = 75% (90% if Cured). Incubation = 7 days. Typhus produces very high fever which lasts 1 D6 days, with victims totally incapacitated. There is a 3D6% chance that a survivor may suffer a relapse in 1-3 years, and 1-5 years thereafter, with each onset as dangerous as the initial infection. No immunity is possible, but persons with high resistance will likely not contract a recurrent illness. Recuperation = 1-4 weeks, at 50% incapacitation.

Typhoid Fever (4): Epidemic, lasting 3 + 1 D6 weeks. Death Rate = 1-2% per week, with a spread of 1-3 miles per week. Vector = infected food/water/milk, flies, direct contact with infected material, and 'Typhoid Mary' type carriers. Infection = 50% if infected food/water/milk is ingested, and 10% if exposed (in contact) with infected materials or a carrier, Survival = 75% (95% if Cured). Incubation = 10-14 days. Duration = 1-6 weeks, with fever for the first 1-10 days. Incapacitation = 75% until the fever breaks, after which one is at 50% of physical powers until recovered. In rare cases, rupture of the intestines and internal hemorrhaging occurs (5% chance), with a 50% chance of death in the fever period. Recuperation = 4D6 weeks. Persons who are exposed but do not contract the disease have a 1% chance of becoming carriers if they fail a Con CR, Typhoid fever can be readily recognized because it produces small red spots on the skin, usually on the chest and abdomen, the first 10 days of the disease.

Small Pox (5): Epidemic, lasting 3 + 1 D6 weeks. Death Rate = 1-2% per week, with a spread of 1-6 miles per week. Vector = direct contact with victim. Infection = 20% per week or a single 50% chance upon first contact (player choice). Survival = 70% (90% if Cured). Incubation = 15-21 days. Duration = 14 days. Small pox produces high fever and massive skin eruptions. Once a victim has recovered, there is a 1 D10% chance of scarring by pockmarks (reduce App score by 1 D6) and a 1 D10 % chance of skin discoloration (reduce App score by 1 D6). The victim is 75% incapacitated by fever for 1 D6 days, after which he is 50% physically incapacitated until recovered. Recuperation = 4D6 weeks. Survivors will have full immunity if exposed to the disease in the future, as do any who accept the 50% infection risk and do not contract the disease. (They do not know this, of course, and will have to pass a Fer CR to face small pox situations or aid victims). Once struck a community will be immune from a small pox outbreak for 10 years. Armies suffer 1/2 the usual death rate, as it is assumed that many soldiers have been exposed to the disease at some time and acquired immunity.

False Alarm (6): While a significant number of the population is stricken by same disease, very few die. However, the symptoms seem to resemble one of the plagues, and players may be confused and

confounded by this. The GameMaster should announce that some dread disease has broken out, with numerous rumors of widespread deaths and other terrors abounding for 1-3 weeks.

When a plague strikes, there is a considerable chance of panic. An army may refuse to attack infected castles, towns, or armies. Indeed, frightened troops might demand to be withdrawn to a safe distance, with a 50% chance of outright mutiny if it is not done. Mutiny brings desertion by 1 D10% of the army per day that the withdrawal is not begun. Once infected, towns tend to become islands of isolation. The regional authorities will attempt to block all attempts by the inhabitants to flee into the countryside (individual PCs must attempt to break out), and they may even kill escapees on sight before they can reach the safety of the woods or whatever.

Rural areas (manors, castles, towns of 2500 or less) can effectively isolate themselves from a plague 75% of the time by going to full siege status. With the drawbridge up or the gates bolted, and all strangers and outsiders not welcome to enter, a measure of security can be obtained at the expense of totally paralyzing the area's usual activities and commerce. The same is true in large towns, but with a 50% chance of success. Such checks are made weekly after the fourth week of an out-break. After 60 days, siege status itself brings the risk of plague in the isolated community.

If plagues break out in ports, there is a 20% chance that a ship left bearing the disease. Roll 1 D20, with each point on the die representing 10 miles. Then roll 1 D6, with 1-4 representing north, east, south, and west (subject to coastline limitations). Any port approximating that distance away in the indicated direction is the destination. Check for outbreak of plague there in the same week as the initial source of infection plus 1 week per 100 miles or part thereof travelled. The same plague can thus break out a considerable distance away. Once a plague has ravaged an area, it is usually immune to a recurrence of that disease for at least 5 years, excepting 'false alarms'.

Non-Epidemics

Individuals may be exposed to a variety of non-epidemic diseases at the discretion of the GameMaster, who must determine the conditions in a particular area. A few diseases are given below, but gamers are free to add to the list as they see fit:

Dysentery: Severe diarrhea caused by contaminated water or food exposed to filth, flies, spoilage, etc. Infection = 25%. Incubation = 1 day. Duration = 1 D6 days. Survival = 95% (100% if Cured). Recuperation = 1 D6 days. The victim is 25% physically incapacitated during the disease and recovery. The illness can be caught only between June and September, but may occur from October to May with a 10% infection rate if the contributing factors are especially bad. Some forms may resemble Cholera or Typhus, and others may be panicked. In fact, no chance of infection exists from contact with a victim.

Pneumonia: There is a 20% chance - Con CR per week a cold persists that it will develop into pneumonia (double if conditions are wet and chilly). Duration = 10 + 1 D10 days. Survival = 85% per day after the third day of onset, with Incapacitation at 40% during the duration of the disease, A Cure increases survival chances to 95%. If the victim cannot be kept warm and dry, reduce Survival chances by +25%. Characters with Con; 18+ are immune.

Tuberculosis: A savage debilitating disease requiring complete bed rest and inactivity to combat it, T.B. can be contracted from a variety of sources: direct exposure to a victim (10% + 2% per week exposed, to a maximum of 30%); by living in crowded cities (15% chance per year), or by spending more than a week in a dark, deep, damp dungeon (15% + 3% per week incarcerated, to a maximum of 50% per week). Duration/Recuperation = 5D6 weeks, with any activity during any week extending the duration by 1 week. The victim is 10% incapacitated in the first week, 20% in the second, 30% in the third, and so on until 60% incapacity is reached. Survival = 50%, without any rest (check if active more than 1 D6 days in any week); 80% with rest. A Cure increases Survival by +25% if the victim is active, and by +10% if inactive during the recuperation period. Characters with Con/18+ are immune.

Chicken Pox: A disease which appears to a layman to be Small Pox, but which a trained Physician can fairly readily diagnose. It is treated as Small Pox, except Death Rate = 1%. All survivors are guaranteed immunity. There is also a 75% chance that those who live in the area and/or who were personally exposed are immune - Survival Rate = 95%. Infection = 40%. Duration/Recuperation = 14 days at 25% incapacitation. Note: the disease can be considered as an epidemic in that it is highly contagious and will spread. But it is

actually quite 'harmless' when compared to the great plagues. Scarring can occur if the pustules are scratched - a possibility with weak-willed characters.

Septicemia: Blood poisoning can result 1D20% of the time, minus the PC's disease resistance whenever wounds are caused by edged weapons, and the body has been reduced to 25% of normal levels. Survival Rate = 50% (80% if Cured). Only Physicians who have been trained in a Muslim nation or in an ancient culture (like Greco-Roman) may understand the nature of such infections and guard against them by using clean dressings and instruments, cleaning out wounds, etc. They can therefore attempt 'Cures' while normal feudal Physicians will be powerless. Recuperation = 10 days, with 75% incapacitation. A wound may become mildly infected and might be burned out or treated with herbs, etc., with success. But a failure means septicemia may result. Also, note that some races may rub the edges of their weapons with filth to bring a +10% chance of infection when wounds are inflicted.

Peritonitis: Infection of the body cavity will result 30% of the time minus the disease resistance of the victim when the chest cavity is breached by a weapon - especially when the stomach and intestines (abdominal area) is involved. Survival is 40% (70% if Cured by a Cleric or treated by a Physician trained in a Muslim nation). Recuperation = 20 days, with 75% incapacitation.

Gangrene: This grievous infection will occur 50% of the time minus the victim's disease resistance when he has lain in moist ground, filth, or dungeon damp for more than 24 hours without having his wounds cleaned and dressed, preferably by a Physician. Gangrene infects open wounds, compound fractures, etc., and only radical surgery (amputation of the affected extremities or limb) will cure it, short of a miracle. An amputation or Cure must be performed within 72 hours of the infection's on-set (80% success chance), or the victim will lapse into coma and high fever. Each hour thereafter reduces the survival chance by 5%. Recuperation: a survivor will need about 2-4 weeks to recover, with 50% incapacitation.

Rabies: There is no known cure for rabies, but a Cleric may be able to effect a Cure (25% chance + victim's disease resistance). Only one Cure Disease may be attempted on the victim each day for the first three days of the disease, after which the illness is irreversible and fatal. Rabies has a 3-day incubation period, during which the victim grows increasingly irritable, eventually developing a fear of water. In the fourth day, there is a 25% chance per hour that he will go mad, frothing at the mouth and attacking those around him. Once maddened, the victim has a 10% chance per hour of dying and, by the end of the seventh day, will die from the disease. Vector = bite from a rabid animal or contact with the froth. Infection = 25% from bite; 10% from froth.

Leprosy: In ancient and medieval times, leprosy was a dread illness which caused unreasoning fear in onlookers. Lepers were shunned by all healthy people, and contact was avoided. Lepers had to wear hooded cloaks and ring a bell to warn passers-by. They might beg alms, but were forbidden to touch healthy people. They also had to live apart in leper colonies. In fact, leprosy is not a contagious disease, but so great is everyone's fear that they will likely panic or react with hostility if a leper does not obey the rules of no contact and non-association. Leprosy causes the slow rotting away of tissue, beginning with the outer extremities and spreading to the body trunk. It is quite terrible in appearance, especially in advanced stages. Infection = 2%, checked every 6 months spent in Middle-Eastern regions (do not apply disease resistance factor); Con/16+ = 1%; Con/4-7 = 4%. Incubation = 1-3 weeks. Duration = 24 months + Con (in months). Survival = 75% per month after the 24th month. A Physician may raise the survival chance and the duration by his Med. Ab. A Cleric may attempt a Cure once every 1-6 months if of Piety/14+, at 1/2 the chance of a miracle occurring. A Cure will totally eliminate all the ravages of the disease. Leprosy victims lose 1 Appearance point per month, beginning after the 6th month, and also lose 5% of their physical capacities per month after the 6th month until 75% incapacitation is reached.

Leprosy Of The Tomb: Also known as the 'Mummies' Curse,' this extreme form of leprosy may be contracted in ancient burial places or directly from mummies. Infection = 15% if exposed to the germs for any significant length of time spent in a tomb; 30% if touched by a mummy. Incubation = immediate. Duration = until zero capacity is reached. Victims lose 1-3 Appearance point per week they suffer from the disease, wounds will not heal, and -2% capacity is lost per day infected. A Physician can only arrest the illness for 4 + 1D6 days and cannot cure it. A Cleric may attempt a miraculous Cure each week, at 1/2 the normal chance. There is also a chance equal to the incapacity incurred that the damage caused by the disease is permanent. Death will occur when the victim reaches zero capacity, and there is no chance of resurrection if that miracle is allowed in the campaign. Note: The disease is a genuine 'curse' and is susceptible to a Remove Curse if performed within one hour after exposure.



Individual Combat

The individual combat system simulates man-to-man actions and is designed to provide a maximum amount of realism. It takes into account such factors as "surprise," choosing tactics, the lengths and effects of various weapons upon different classes of armor, the order of striking blows, parrying and dodging blows, "bashing" an opponent to the ground, the effect of "critical" hits, ferocity, and morale. The rules are complex if all of the options are employed, so complete familiarity is essential to fast play.

Combat Turn Sequence

There are 2 combat turns in every 5-minute game turn. Except when "surprise" gives one side an initial advantage, combatants alternate in the role of "first-mover" ("A") and "second-mover" ("B"). A simple die roll determines who moves first, with an even die result = "A" and an odd result = "B". First move status then alternates on subsequent turns. Optional: Players desiring uncertainty may make a die roll at the beginning of each combat turn.

- Both sides may opt to fire loaded missile weapons or cast ready spells, discharge breath weapons, etc. Fire is always simultaneous.

- "A" moves all, some, or none of his characters up to 1/2 normal move. "B" then moves his troops as desired up to 1/2 normal move. Fire is then taken by those troops still capable of firing, if desired.
- "A" completes movement, including any charge bonuses. "B" follows and completes all movement. Fire is taken by troops still capable of firing, if desired.
- Hand-to-hand melees are fought. As different characters have different numbers of blows allotted to them, the melee phase ends when all possible blows have been tried by each character. If a character slays his opponent and still has blows available, he may move up to 10 feet by expending a blow and engage in another combat. This maneuver may be performed as long as a character has blows to expend on movement. (Blows here are equated to time and quickness of the character.)

Movement

The basic movement rates for all characters and monsters is given in the movement Table: Individual Characters, which is found at the end of this section.

- Movement must be made through an open space sufficient to allow passage of the figure.

- Movement through a congested area causes a "body bash" (see below). A congested area is defined as any space less than the width of the figure but not less than 1/2 its width. Movement through narrower spaces is not permitted.
- Movement over ground littered by bodies or debris brings a 15% chance of stumbling. All stumbles are checked on the Bash Table.

Hit Probability



The Combat Matrixes give percentage values indicating the basic probability of scoring a hit against different classes or armor with a particular weapon. These percentages may be altered:

- Add the attacker's dexterity bonus, favorite weapon bonus (if one is being used), and Personal Combat Factor (PCF) bonus to the basic hit probability.
- Non-player characters and Monsters have a % Hit bonus stated in their profiles. This bonus is added to the basic hit probability in place of the bonuses given in #1 above.
- Subtract the defender's defensive bonuses for using a shield, parrying or dodging.
- If Magick weapons or armor are involved, add or subtract the bonuses for such special equipment.
- Modify the hit probability by the percentage given in the Tac Matrix, where applicable.
- Add hit bonuses for unusual situations, such as striking at a defender from above, from the rear, or when the defender is on the ground.

The Combat Matrixes

There is a combat matrix for every type of character and Monster. Depending upon the type of attacker, a particular table will apply:

- Chivalric Arms: Only the "military elite" uses this matrix: Knights, Squires, Fighting Clerics, Elves, and Dwarves.
- Infantry: All characters who are members of the feudal armies and all non-chivalric Monsters capable of bearing arms will use the Infantry Matrix.
- Non-Fighters: All characters who are not trained in arms for military service use the Non-Fighter Matrix.
- Bare-Hand Combat: All characters who are fighting without weapons or who choose to employ fists or boots in addition to a weapon will use this matrix.
- Naturally Armed Monsters: All Monsters who are fighting with "tooth and claw" use this matrix.
- Horse Combat Matrix: Knights, Squires, Fighting Clerics, Sergeants, and any other characters or Monsters trained to fight from a horse use this matrix. All attacks are made by using an attack matrix. All of the tables are in the following form except the Lance to Lance Matrix (Horse Combat):

Type	Weapon	Blows	WDF	0	1	2	3	4	5	6	7	8	9	10
4	LH Mace	3	2 1/2	35	35	35	30	30	25	25	20	15	10	10
				30	25	20	20	20	15	10	10	10	10	10

- The first entry gives the relative length of the weapon (4), as compared to all other weapons. This is the "range" or reach of the weapon and it is used to determine who has the "first blow" in a combat sequence.
- The second entry gives the class of the weapon. A mace is an "LH" weapon. "L" means a "light" weapon possessing considerable speed and manoeuvrability. "H" signifies a "heavy" slashing, thrusting, or impact weapon possessing great force of impact but, because of its weight, somewhat slower speed. A "LH" weapon partakes of both classes, being both manoeuvrable and yet having considerable impact when it strikes a target.
- The next entry is simply the name of the weapon.
- The fourth entry is the number of blows that can be struck with the weapon in a given melee turn. This basic number can be increased by the PCF of a character or the blows bonus listed in the profiles of non-player characters and Monsters.
- The next entry is the basic Weapon Damage Factor or "WDF" of the weapon. The WDF is the minimum damage a weapon will inflict upon striking a target. The WDF will be modified by the Damage Multiplier possessed by the user. For example, if a character had a PCF of 6, he would have a Damage Multiplier of 3 x WDF (See Personal Combat Factor under Prime Requisites). If the character was using a mace, he would do $3 \times 2 \frac{1}{2} = 7 \frac{1}{2}$ points of

damage when he strikes a target.

While other games tend to employ a variable damage system, **Chivalry & Sorcery** assumes that a hit will be a solid blow, and that the damage inflicted by a particular weapon in the hands of a given character will be more or less constant. Partial damage is accounted for by the armor class of the defender and by "critical hit" results.

- The next ten entries provide the probabilities of hitting a defender in no armor (class 0) to full armor (class 10). Under each armor class is a set of percentages. The upper percentage is the probability of hitting the target. This percentage is modified by attack and defense bonuses. The lower percentage is the chance of a "critical hit" occurring whenever a target is struck by a blow.

Weapons



There are a great variety of weapons available to characters. However, in the interest of authenticity, some weapons are reserved exclusively for the use of the "Chivalry," the military elite as represented by Knights, Sergeants, Fighting Clerics, High Elves, Elves, and Dwarves. "Commoners" are forbidden to bear any of the "Great Swords," for which crime the penalty is usually death. Also, any weapon unique to the Chivalry is unfamiliar to other characters and monsters, and if they do use them the hit and parry bonuses will be reduced by 1/2. For their part, Knights rarely use missile weapons such as the bow or the crossbow because there are "unchivalric" and "cowardly" armaments.

Each weapon has its own special characteristics, as reflected largely in the probability of hitting a target, the damage done, and the chance of a critical hit. Light weapons ("L") have the advantage of the greatest possible number of blows in a melee round, but they do not do truly severe damage unless a critical hit is scored. Light-Heavy weapons ("LH") have the speed of Light weapons but cause more damage when they strike a target. Heavy weapons ("H") are slow, so a character using one is under the disadvantage of fewer blows, but the impact and damage of an "H" weapon can be devastating.

"Natural" weapons, such as claws and fangs, are also rated as light, medium, or heavy. All Monster weapons are identified by the letter "M", followed by either "L" (light), "H" (medium) or "H" (heavy). A very few monsters possess "G" class natural weapons, meaning they are of gigantic size and power. A third letter follows, indicating the type of weapon: "B" = bite; "C" = claw or talon; "S" = sting; "K" - kicking/ trampling hooves; "B" = horns. The weapon designation is followed by a number indicating the relative length or reach of a natural weapon. Thus:

MSB 0 = Monster Natural Weapon, Small Bite, 0 length.
 MSS 0 = Monster Natural Weapon, Small Sting, 0 length.
 MSC 1 = Monster Natural Weapon, Small Claws, 1 length.

These designations are used throughout the Monster Profiles to indicate the type of natural weapons possessed by a particular Monster type. The Damage Multipliers for these weapons are also given in the Monster Profiles. In a few instances, there will be two Damage Multipliers, as in the case of Trolls. This means that the Monster can use natural weapons or hand-held weapons. The first Damage Multiplier=hand-held weapons; the second=natural weapons. Thus a multiplier 7x/4x means that the WDF is multiplied by 7 for hand-held weapons and by 4 for natural weapons.

Missile weapons are significantly different from melee weapons and so are dealt with under another heading.

Magick Weapons



Magick weapons add +5% to the hit probability of an attacker and subtract -5% parry bonus for each +1 increment of enchantment to +5 increments. Also, 1 additional point of damage is inflicted for each +1 increment. Thus a fine +5 sword would add +25% to attack chances, -25% from enemy hit probabilities on parries, and to 5 additional points of damage. A +8 sword would have the same attack and defense capabilities but inflicts 8 additional points of damage.

If the Magick weapon is an "Ego Sword" possessing a "life" of its own, it adds +1 blow for each +1 increment up to +5 increments, thereby increasing the number of blows a character may strike with it in a melee turn.

Blows



The number of blows possessed by a figure represents the number of offensive or defensive moves available to him in a given melee turn. The greater his Dexterity and greater his skill and experience in handling weapons, the larger the number of blows that will be possible.

The time available in a melee turn is strictly limited. Thus a figure must choose how he will expend that time, as represented by the number of blows he could strike. To parry, dodge, turn around, or shift to another target takes time, and "blows" must be expended

to perform such maneuvers. Similarly, if a figure is knocked down, has a weapon struck from his hand and must draw another, etc., he must take time in the form of expending "blows" to recover.

Different weapons have different numbers of basic blows possible. If a figure chooses to draw and use another weapon, the number of blows possible in a melee turn is always the lowest number indicated.

First Blow



he sequence in which blows may be struck is always important, for it determines whether or not a figure will be able to slay or incapacitate his opponent before the same can be done to him.

1. In the first round of each melee turn, the first blow is struck by the figure who:
 - a) has caught his opponent by complete "surprise" or is attacking from the rear;
 - b) is attacking from above (as from stairs or a battlement;) characters 3 feet taller than their opponents and having weapons equal in length to their opponent's weapons are assumed to have longer weapons and gain the first blow.
 - c) is attacking with a weapon two lengths longer than his opponent's weapon;
 - d) is attacking with a weapon equal in length or one length longer or shorter than his opponent's weapon, and also has two or more blows over his opponents total blows.
2. The first blow in each subsequent exchange is struck by the figure who had the first blow previously, except when the opponent has a weapon two or more lengths longer. For example, a Knight with a Mace (length = 4) is fighting a Thief armed with a dagger (length = 1). The Knight will have the first blow in each exchange, and thus he also has the advantage of being able to kill the Thief before the Thief can deliver a counter blow.
3. If a figure chooses to make a defensive parry or dodge, the opponent automatically has first blow in the exchange. If both figures choose a defensive move, no blows will be struck, but each expends a blow being especially wary and defensive-minded.
4. (Optional): If two figures are firing missiles, spells, etc., at each other, the figure with a Dexterity 3 points or more higher than the other will fire first. A Dexterity difference of 1 or 2 points means that fire is simultaneous. A figure with Dexterity of 20 always fires first, even if there is only 1 point difference.

Armor



armor is perhaps one of the most vital considerations confronting a character. For it one's armor more than anything else which determines a character's defensive status.

armor is either natural or worn. Natural armor is provided by the toughness of the hide of a creature. All human-like characters have natural armor of 0. Social Monster's (Goblins, Giants, Gnolls) also have natural armor of 0, while all others have armor as printed in the Monster Profiles. Natural armor provides no defensive advantages besides reducing hit probabilities. "Worn" armor is any form of protection donned by a figure which is not part of his body as such. Special advantages may be gained thereby.

There are ten basic armor classes. Figures in "natural" armor are considered protected by leather helmets. Figures wearing "personal" armor of leather or metal are better protected. However, only Chivalry wear armor above class 5 without penalty.

Armor Description of Armor Type <u>Class and Basic Characteristics of Protection</u>	armor Weight as a % of the <u>Wearer's Weight</u>
0 No armor: Character suffers 1 6-sided die of extra damage when he is struck by a Light (L) weapon and 2 dice of extra damage when he is struck by a Heavy (LH or H) weapon or by missiles. Increase his dodge bonus by -10%.	0%
1 Soft Leather: Character is wearing a jerkin or coat of animal hide. One die of extra damage when struck by "H" weapons or by missiles. Increase dodge by -10%.	10%
2 Hardened Leather Cuirass: Character is wearing stiffened armor of double or triple layer animal hide. One die of extra damage when struck by "H" weapons or missiles.	15%
3 Brigantine or Splint armor: Character is wearing a leather coat or cuirass that has been reinforced by small metal splints, plate, or studs. One die of extra damage when struck by missiles.	20%

Armor Description of Armor Type <u>Class and Basic Characteristics of Protection</u>	armor Weight as a % of the <u>Wearer's Weight</u>
4 Banded or Scale armor: Character is wearing a leather cuirass or coat reinforced by steel bands or overlapping plates of steel. One die of extra damage when struck by longbow shaft or Crossbow bolt.	25%
5 Chain Mail Shirt: Character is wearing a corselet of finely linked steel rings, giving effective upper body protection. One die of extra damage when struck by longbow shaft or Crossbow bolt.	25%
6 Plate Cuirass: Character is wearing a rigid bronze or steel breast and back plate over a leather undercoat. Reduce all "L" weapon damage by 1/5.	30%
7 Chain Mail Hauberk or Mail Coat and Hose: Character is wearing full armor protection of finely linked mail, with padded undercoat, mail coif, and armored gauntlets. Reduce all "L" weapon damage by 1/4.	40%
8 Superior Chain Mail: Character is wearing full armor of triple linked annealed mail, complete with plate joint and shoulder protection, mail coif, and armored gauntlets. Reduce all "L" weapon damage by 1/3 and all "LH" weapon damage by 1/5.	45%
9 Chain Mail and Plate: Character is wearing full armor of plate cuirass, shoulder, elbow, and knee protection, with triple linked mail undercoat and hose, armored gauntlets, and mail coif. Reduce all "L" weapon damage by 1/2, "LH" damage by 1/3, and "H" damage by 1/5. All missile weapons reduce by 1/3 except heavy crossbow.	60%
10 Full Plate: Character is wearing complete protection of heavy steel plate, with armored gauntlets and chainmail undercoat. All "L" and "LH" damage is reduced by 1/2. "H" weapons and all missiles except heavy crossbow are reduced by 1/3 damage. Reduce dodge bonus by +10%.	75%

LEATHER: Leather or fur clothing. (jackets, coats, robes).

HEAVY LEATHER: Thick leather or fur clothing.

QUILTED/PADDED: Layers of cloth sewn into a quilted jacket, coat, surcoat, or padded undercoat.

CUIRBOILLI: Leather treated with boiling wax to harden it to near metallic resiliency and strength, typically used in cuirasses.

RINGMAIL: Rings of metal sewn onto leather.

SCALE MAIL: Small, overlapping plates of metal sewn onto leather.

BRONZE PLATE: The classic early breast-and-back of the Ancient Greeks, effective against bronze weapons but perhaps too heavy for the protection offered against iron and steel weapons.

BRIGANTINE: Metal plates or splints sewn between two layers of leather or fitted into pockets between the layers. Rivets holding the armor together may show through on the outside.

BANDED: The classic Lorica Segmentata of the Imperial Roman Legionary, a relatively lightweight cuirass of iron bands sewn to a leather undercoat.

CHAINMAIL: Links of metal meshed together and fashioned into shirts, coats (hauberks), and hose (leg protection). Several levels of quality exist.

PLATEMAIL: Combination armor consisting of chainmail with iron/steel plate and brigantine protection for the torso, joints, shoulders, and neck.

PLATE: armor consisting of plate protection with chainmail covering joints between the plates. Several levels of quality exist.

To have complete armor protection, a character must also wear a helmet. Failure to protect the head reduces the armor class by one level and there is an automatic 10% chance that any critical hit is scored against the head before the Critical Hit Table is consulted. The following 5 classes of helmet provide various degrees of protection against different types of weapon:

Helmet Class	Description of Helmet and Basic Characteristics of Protection
0	No Helmet: 50% chance of instant death if struck in the head by a "L" weapon 75% chance of instant death if struck in the head by a "LH" or "H" weapon.
1	Leather Helmet: Full protection from "L" weapons. 25% chance of instant death if struck in the head by an "LH" or "H" weapon.
2	Conical Helmet: A metal helmet providing full protection against "L" weapons. 10% chance of instant death if struck in the head by a "LH" or "H" weapon.

Helmet Class	Description of Helmet and Basic Characteristics of Protection
3	Open-Faced (Norman) Helm, with Nasal: A metal helmet providing full protection from "L" and "LH" weapons. 10% chance of instant death if struck in the head by an "H" weapon.
4	Bascinet: A superior metal helm providing full protection from all weapons if worn with a mail coif.
5	Crusader's Helm or Visored Helm: No critical damage to head from "L" or "LH" weapon, and only 1/2 damage from "H" weapons if head is struck. Lose -5% from hit probability due to vision loss. (Note: no stunning, etc., is experienced because of the thickness of the helm.)

CONICAL HELM: A composite helm reinforced with iron bands and often having a nasal to protect the nose--the typical Norman helm.

CLASSICAL HELM: An open-faced metal helm with cheek and back plates--similar to the Roman Legionary helmet.

OPEN BASCINET: A truly superior open-faced helm giving superb protection to the whole head and the back of the neck, with only the face below the eyebrows and the throat exposed.

CRUSADER'S HELM: A cylindrical helm providing total coverage of the head and neck, except for eyeslits and tiny breathing holes.

VISORED HELM: Essentially a bascinet fitted with a visor, worn open for maximum visibility or closed for maximum protection. Many types in fact expose only the face between the eyes and mouth, with the chin, most of the cheeks, and the throat protected. Consider it proof against all except missile fire and stabbing/thrusting blows (effectively closed otherwise).

Shields are also invaluable in providing a proper armored defense. Shields have an intrinsic defense bonus against all attacks from the front, known as a passive shield parry bonus:

Shield Class	Description of Shield Type and Basic Characteristics of Protection
1	Rolled Cloak: -5% basic defense against "L" weapons of class 1-3. Full parry bonus may be applied by any character using such a defense.
2	Solid Object: Any solid object such as a chair, stool, etc., may be used as an improvised shield. It will provide -10% basic defense against "L" weapons but can absorb only 3 solid blows then shatters.
3	Dagger, Hand Axe: A dagger or hand axe may be employed as a parrying weapon and used in combination with some other weapon. +2 defensive blows are gained in addition to the blows allotted to the character for using his major weapon. The defense bonus is the basic parry bonus only, and there is a 10% chance that the weapon will be struck from the hand if used in this manner each time a parry is attempted.
4	Quarterstaff: In the bands of a Yeoman or Clergyman, a Quarterstaff has a -10% basic defense against "L" weapons and -5% against "LH" and "H" weapons. If parrying "LH" or "H" weapons, there is a 10% chance that the staff may be shattered unless it is iron-shod. Full parry bonuses may be added.
5	Spear, Pole Arm: In the bands of a trained fighter, any pole arm may be employed as a "shield," with -5% basic defense against all hand-held weapons. Full parry bonuses may be added. 10% chance of breaking if used to parry.
6	Light Shield (Target): -10% basic defense against "L" weapons and -5% basic defense against "LH" and "H" weapons. 10% chance of the shield being broken each time it is used to parry "LH" or "H" weapons.
7	Buckler or Kite Shield: -10% basic defense against all weapons. 5% chance of the shield being broken each time it is used to parry "H" weapons of the impact type (war hammer, morning star, etc.) The heavy shield may also be used to "bash" an opponent.

TARGET: A small shield used primarily as a parrying weapon because it covers only a small portion of the body. It either deflects a blow (successful parry) or it does no good at all.

SHIELD: A standard shield (round or the usual triangular Chivalric type) which can cover an area approximately equal to the body from the shoulder to the stomach. It can be maneuvered to parry blows.

FULL SHIELD: A large shield on the order of the kite shield of the Normans or else a Legionary shield (scutum) covering the body and legs to the knee--equivalent to 3/4 armor. It is too large to be maneuvered in a shield parry, but it will meet any blow that is a clear hit and absorbs damage before the armor does.

Magick Armor

Magick armor subtracts -5% from the attacker's hit probability for each -1 increment of enchantment placed on it. It also reduces damage by -1 point per increment unless there is a "critical hit."

Magick Shields

Magick shields subtract -5% from the attacker's hit probability for each -1 increment up to -3 increments of enchantment. A Magick shield also provides advantages when defending against a "bash" by an enemy or when making a "shield bash." When receiving a "bash" from an enemy, reduce the probability of the bash succeeding by -5% for each -1 increment. When performing a "shield bash" against an enemy, add +5% to the probability of the bash succeeding for each -1 increment. Magick shields will not shatter unless struck by a Magick weapon of equal or greater enchantment.

Dodging Blows

Combat is rarely static, with combatants standing toe to toe and slugging it out. If a character has sufficient room to maneuver (at least 5 feet of open space around him), he may choose to dodge a blow. The player must call out "Dodge" before the percentage dice are rolled to determine the combat result. At that point, several possibilities arise:

1. The defender writes Left, Back, or Right on a slip of paper. The same is done by the attacker, who tries to anticipate the direction of the dodge.
2. If the defender has fooled the attacker, there is a 25% chance that the blow has missed him completely and he can immediately launch a "free" counterblow. If no counterblow arises, the percentage dice are rolled to determine combat. The full dodge bonus of the defender is subtracted from the attacker's hit probability. If the defender has a shield and has dodged to the Right or straight Back, the shield will be interposed between his body and the blow, so subtract the basic shield defense value (see Shields under Armor, above) from the hit probability as well.
3. If the direction of the dodge was anticipated by the attacker, the dodge bonus is reduced by 1/2 and there is a 35% chance that the defender was caught off balance when the blow landed and was "bashed."
4. A dodge always requires the expenditure of 1 blow. Characters with a Dexterity of 15 or better receive 1 free dodge per melee turn.

A dodge may also be used to avoid a missile fired at the defender. In this instance, merely reduce the hit probability by the dodge bonus (and shield defense, if applicable).

Parrying Blows

If a character has insufficient room to dodge, or if the tactical situation seems to demand it, he may choose to parry a blow with his weapon or shield. If he parries deliberately, he must call out "Weapon Parry" or "Shield Parry" before the percentage dice are rolled to determine combat. A passive shield parry is automatic if he is bearing a shield, if being attacked from the front, and has called for no parry or dodge.

1. A passive shield parry requires no expenditure of a blow. The shield is merely slung on the arm or across the shoulder and serves as an extra layer of frontal armor. The basic defense value of the shield is applied to reduce the attacker's hit probability. Anyone who has a shield may make a passive shield parry. If the blow strikes home, there is a 15% chance that a "LH" or "H" weapon has smashed a small shield, and a 5% chance that a large shield is broken.
2. An active shield parry requires the expenditure of 1 blow. Only trained Knights and fighting men may employ a shield in this manner, for the tactic involves the precise manoeuvring and angling of the shield as to cause a glancing blow. If the defender successfully wards off the blow, he has a chance of making a "free" shield bash. If the parry fails, there is a chance that the shield will be shattered (see *1., above). To compute the defensive bonuses arising from an active shield parry, add the basic parry bonus and the basic defense value of the shield, then subtract the total from the attacker's hit probability.
3. A weapon parry also requires the expenditure of 1 blow. The attacker attempts to maneuver his weapon so as to both block the attacker's blow and, if possible, to deliver a counter blow. If the parry is successful, and the blow does not land, a 50% chance exists of an immediate and "free" counter blow. If the parry fails and the blow lands, the attacker has a 10% chance of disarming the defender. If an "H" weapon is attacking and a "L" weapon is defending, there is also a 10% chance that the lighter weapon was shattered. (Reduce these probabilities by -5% for each +1 increment if parrying weapon is Magick, and increase chance by +5% if attacking weapon is Magick.) To compute the defensive bonuses, merely add the basic parry bonus to the weapon skill bonus (if a favourite weapon is used), and subtract the total from the attacker's hit probability.

4. All figures trained to arms (Knights, Sergeants, Men-at-Arms, Elves, and Dwarves) possess 1 additional defensive

blow which may be applied to an active shield or a weapon parry.



Parrying Blows by Large, Powerful Monsters

It is often possible for a character to parry the blow of a large Monster by using a shield or weapon. Indeed, when a character has a high parry bonus, it is likely that a parry will prevent a blow from landing at all. However, it is inconceivable that all of the force of the blow will be dissipated harmlessly. Therefore, if the die result falls within the basic hit probability of the Monster (taking no bonuses into account except basic shield defense values), consider the glancing blow as delivering a "bash" 35% of the time and consult the Bash Result Table.

For example, a Chimera would have a basic 35% chance of striking a Knight in class 8 armor and carrying a kite shield when it strikes with a claw. If the Knight had a -35% parry, there would be no chance of the blow landing. However, there is still a 35% chance that the Chimera had struck the Knight hard enough to produce a 35% chance of a bash. Suppose the Chimera's die roll was 30%. Check for a bash, which will occur 35% of the time. If a bash did result, consult the Bash Result Table.

Only a Magick shield will reduce the probability of a large Monster delivering a bash in this manner. It should be explained that this rule is necessary to balance the two significantly different combat situations arising from matching hand-held weapons to "natural" weapons. Skill may prevent damage from natural weapons, but it cannot eliminate the brute strength behind such mighty blows.

Dodging Blows by Large, Powerful Monsters

Large Monsters are, by definition, big brutes and their weapons are appropriately large as well. Thus it is more difficult to get out of the way of such weapons. If the direction of a dodge is anticipated by the Monster, a bash is possible even if there is no chance of damage being done. The bash probability is 50%. If a bash occurs, consult the Bash Result Table.

Critical Hits

Critical hits are scored directly against the body of a character or monster. A critical hit occurs whenever the attacker scores a percentage dice roll within the percentage indicated in the Combat Matrix while striking a blow. For example, a Knight using a Mace rolls 8% against Class 9 armor (superior hauberk). The critical hit percentage is 10% for such a weapon. Thus the blow has been especially effective and the Critical Hit Table is consulted. It should be noted that the percentage on the die is the percentage taken for a critical hit, and any hit probability bonuses are not used to modify the possibility.

Critical hits by small fangs or teeth (MES 0), small pincers or mandibles (MSS 0) or small claws or talons (MSC 1) cause damage to the body only. Do not consult the Critical Hit Table unless the victim is within 50 Dr. of the attacker's weight.

Fumbles

An Adventurer using a weapon has a 2% chance (roll of 99-00 on D100) of fumbling if he has not reached level 10. However a roll of 00 is always a fumble even for a high level character. Attacker must roll on the appropriate Fumble Table.

Tactics

All beings engaged in combat will be able to choose some form of tactics at the beginning of each melee turn, prior to movement or fire. Combat is never static, and the Tactical Matrix simulates the maneuvering of combatants as they attempt to gain advantages in position. The effects of the individual's choice of tactics modify the hit percentages in the combat tables. Also, if a character chooses to shift position at any time during the melee turn (dodge, move after slaying opponent), the next blow he strikes will be subject to a tactical determination according to the Tac Matrix. This rule is optional because it involves writing down a word or two of instructions and can slow actions if large numbers of figures are involved. However, its use is recommended if a high degree of realism is desired by the players.

At the start of each melee turn, both sides write down whether they will:

1. Fleche: a savage lunge forward up to 20 feet to make a thrusting or slashing attack.
2. Charge/Spring: a sustained and somewhat headlong rush toward the enemy. Animals will end the Charge with a Spring unto the body of their prey.
3. Close Target: a careful and deliberate approach toward the enemy to bring him to close combat. This tactic must be used to approach an enemy outside of weapon range.
4. Keep Distance: a maneuver designed to maintain the present distance between combatants.
5. Stand Ground: no movement occurs, but rather the combatant takes a firm stance with his weapon readied to meet the attack of an enemy. To "butt" a spear, pike, or pole arm to brace it against a charging enemy, a figure must stand his ground. Also, any character forced back against a wall or any other obstacle must either advance or stand his ground.

6. Retreat: a withdrawal away from the enemy while facing him. Movement is 1/2 normal.
7. Flight: a headlong running away from the enemy, with one's back exposed and no thought being given to active defense. Movement is always at the full charge rate.

Animals and unintelligent Monsters are capable only of Charging/Springing, Closing Target, Keeping Distance, Retreating, and Fleeing.

The Tac Matrix modifies the first blow struck by combatants during the melee phase of the combat turn. Subsequent blows are not so modified unless a figure has slain an enemy or dodged.

The Tac Matrix appears at the end of this section. The tactics chosen by combatants will significantly alter the outcome of an individual battle. Players are urged to make a very careful study of the Tac Matrix to ensure the best choice of tactics. Also, to speed up play, a 10-second time limit per figure is recommended for decision and writing of the choice of tactics.

The Bash

One of the most neglected features of melee combat in most game systems is the "bash." There are a number of ways that the force of impact from a weapon, shield, fist, or even the entire body may be applied to knock down a stricken defender or drive him backward. Combat is always a matter of choosing tactics which will not only wound an opponent but which will also incapacitate him or place him in an awkward position. A successful bash serves to prevent an opponent from delivering an effective counterattack and often makes him a better target. When a bash occurs, consult the Bash Resolution Matrix to determine the effect of the bash.

The weight of an attacker or defender affects a bash. For each 100 Dr. an attacker is heavier than a defender, the chance of a bash is raised by 5%. Conversely, for each 100 Dr. that an attacker is lighter than a defender, the chance of a bash is reduced by 5%. This is true of all forms of bash. Be sure to include armor weight in all of the calculations.

The type of weapon striking a blow determines the basic chance of a bash occurring. The probabilities are listed with the Bash Resolution Matrix and apply to all weapons used in combat.

The armor class of the defender will affect a bash. The better the armor, the less the chance of a bash.

1. The weapon bash has a chance of occurring whenever a blow is struck successfully with a hand-held or natural weapon. Note: Not all melee weapons deliver a bash.
2. The missile bash has a chance of occurring whenever a missile strikes a target. There is a flat 25% chance of a bash, regardless of weight or armor, if a bow or crossbow is used, and a 15% chance otherwise.
3. The shield bash occurs whenever a defender makes a successful active shield parry. A "target" (small shield) is rated as an L* weapon, and a "buckler" or "kite shield" is rated as an "H" weapon when determining the chance of the bash.
4. The body bash occurs whenever combatants deliberately or accidentally are brought into violent contact as a result of the Tac Matrix. There is a basic chance that either combatant will be bashed. There is an additional 5% chance for each 100 Dr. or part thereof that one combatant is lighter than another, so that a lighter man or creature is at a disadvantage.

A body bash may be deliberately attempted. Such a bash is possible only when a Close, Charge, or Fleche tactic is chosen and the Tac Matrix indicates body contact occurs:

1. A light animal (100 Dr. or less) springing at its prey has the equivalent of a L* weapon bash probability, provided its prey is not more than 100 Dr. heavier.
2. A medium animal (100Dr-250 Dr.) springing at its prey has an "LH" weapon bash.
3. A heavy animal (250 Dr. or more) springing at its prey has an "H" weapon bash.
4. Animals possessing a hug have a 25% chance of hugging a victim when a hit has been scored with large claws. A hug costs 1 blow and does 3 6-sided dice of additional damage to anyone in class 0-5 armor and 2 dice of damage to those in class 6-10 armor. In addition, the creature may then toss his victim from 5-30 feet, with a 25% chance of the victim being stunned on landing (always check for bash). A hug is effective on victims up to 4 x the weight of the animal doing the hugging. Larger creatures are unaffected.
5. A butt may be performed by any animal or Monster with MLH 7 Large Horns. The butt occurs when the animal Charges or Closes and subsequently strikes the victim. A butt will toss the victim 5-30 feet, provided he is not more than 2 x the weight of the butting animal. There is a 25% chance that the victim is stunned if he is bashed to the ground.
6. A grapple is a wrestling hold used by human-like characters and Monsters. It may be employed whenever the

attacker Charges or Closes with the enemy, or when the enemy has failed to make a shield bash or successful spring. A grapple can be used in two ways if the attacker succeeds (25% chance) in holding his victim:

- a) Restraint: Provided the defender is not significantly stronger, a grapple has a 50% chance of pinning a victim in some way. The sword arm may be caught and held, or a full-fledged clinch may be possible. The victim has to expend a blow to break the restraint, with a 25% chance of success +5% for every 50 Dr. he is heavier than the being grappling him.
- b) Toss: A being who is 100 Dr. or more lighter than his victim has an "L*" bash, a being within 100 Dr. of his victim's weight has an "LH" bash, and a being more than 100 Dr. heavier has an "H" bash. If a bash result has been obtained, the victim is knocked to his knees 50% of the time or is knocked completely to the ground the other 50% of the time. There is a 20% chance that the being attempting the toss also falls.



Attack from the Rear

Any defender attacked from the rear loses 2 blows if he turns to meet the attack. He is unable to parry either blow, but he can dodge the second blow if his Dexterity is over 12. The attacker's hit probability is raised by +25% on the first blow, and by +10% on the second blow.

Attack from Above

If the defender has been knocked to his knees, the attacker has a 10% hit probability. If the defender has been knocked to the ground, the attacker has a 25% hit probability. If the defender is below the attacker (attacker is on a battlement, stair, horse, etc.), the attacker has a +10% hit probability, while the defender loses -10% from his hit probability. These bonuses and penalties also apply to the success or failure of a bash.

Encumberment

A character who is partially encumbered gives an attacker +10% hit probability.

A character who is fully encumbered gives an attacker +25% hit probability.

See "Encumberment" under Prime Requisites for further details.

Desperate Defense

A character may choose to make a desperate defense by calling out before the percentage dice are rolled to determine combat. Such a defense expends 2 blows and increases his ability to parry or dodge a blow. Reduce the attacker's hit probability by -25%. No counter blow or shield bash

is possible, however, because the defender has gone totally to the defensive.

The Great Blow

Knights were used to fighting adversaries in full armor and so would tend to combine the force of 2 blows to smash through an opponent's defenses to inflict grievous wounds. If using a Great Blow, damage is increased by 1 6-sided die for "L" weapons, 2 dice for "LH" weapons, and 3 dice for "H" weapons. In addition, hit probability is increased by +10%. The chance of a critical hit or a weapon bash is also increased by +10%.

Ferocity

Taking raiders and Knights are always capable of working themselves up to a savage and virtually uncontrollable killing rage. All other characters and Monsters who have had 50% damage done to the body have a 20% chance of becoming "ferocious," so long as their morale has not snapped and they are in conditions that resemble those faced by the rat "cornered in a trap."

Ferocity involves the combining of 2 blows to raise the hit probability by +25% with +10% chance of scoring critical hits or bashes. However, there is a 25% possibility per melee turn that the ferocious character will be totally gripped by a Berserker rage (50% for animals) and will fail to take any active defensive measures until he has slain the enemy before him or he himself is slain. "Human" types add 2 blows to their total when "berserk."

Expending Blows In Combat

More than one "blow" may be expended simultaneously. When a Knight delivers a "Great Blow", he must expend one for striking and a second for the Great Blow - 2 or 1 in other words. Ferocity requires one blow to be expended, in addition to striking; and a ferocious Great Blow would cost 3 points - one for striking, one for the Great Blow, and one for ferocity. Berserker rage (continued ferocity, out of control) requires an extra blow in addition to the one needed to strike; but "human" types (all intelligent humanoids, including Goblin and Giant races) add two blows to their totals because of the superhuman effort being called forth. Parrying and dodging expend one blow, and unless a counterblow is called for as part of the maneuver, an additional blow must be expended to strike back.

Combat Fatigue

Combat is an energy consuming activity. The number of melee turns that a character may maintain a maximum effort is therefore extremely limited. The maximum period that an experience level 1 character may fight efficiently is found by substituting in the following formula:

Maximum Fighting Efficiency Period = Constitution / 3 = melee turns.

For each turn thereafter, a character loses 1 fatigue point per melee turn he continues to fight. Also, his damage Multiplier drops to 1/2. Thus a fatigued character with 3 x WDF would have only 1 1/2 x WDF.

Monsters are considered fatigued when they have suffered 1/2 damage to body and fatigue levels. The effects are the same as for characters (above).

The maximum fighting efficiency period is increased by 1 melee turn per level of experience a character attains up to level 10, if a character is a fighting type. It increases by 1 melee turn per 2 levels of experience attained up to level 10 if a character is a non-fighter.

Character Morale in a "Dungeon" Adventure

The morale of characters in any situation which places them in such a hostile environment that flight or surrender means certain death will tend to remain grimly steady. "Spirit shall grow stronger, mind the keener, courage the greater as our might lessens," a brave Anglo-Saxon warrior once remarked as he and his companions were overwhelmed by Viking raiders. It is in this spirit that player-characters fight impossible odds so long as there is a warrior or Magick User of note among their numbers.

- Morale is checked when a Monster of incredibly fearsome aspect appears or when 1/2 of the numbers of the party have been slain or put hors de combat by capture or by grievous wounds.
- The party continues to fight or else withdraws according to some plan on 1-50%. If the leader is over level 10 or is a Knight, add +5% to the probability of maintaining

morale for each Charisma point he possesses over 13. If the leader has a Charisma of 20+, morale is not checked so long as he remains in the forefront of battle and is visible to the other members of the party.

- If the party fails to maintain morale,
 - there is a 1-33% chance that they will fight with Berserker Ferocity, "like cornered rats;"
 - there is a 34-67% chance that they will fight on, but with all attack bonuses reduced by 1/2 because they are "disheartened." Only Magick weapon bonuses are unaffected.
 - there is a 68-100% chance that they will panic and flee. If flight is not possible, they will consider surrender and ask for terms unless faced by unintelligent Monsters incapable of understanding. Surrender to Men, Elves, Dwarves, or Hobbits always brings the "honors of war," and they are allowed to keep their weapons if they promise by solemn and binding oaths not to use them. Ransom will be set. Surrender to Monster races means laying down all arms and hoping for merciful treatment. Again, Ransom will be set for those capable of paying it.
- A Knight or High Elves will not check morale, no matter what the situation is, unless faced by a terrifying Monster or until he has suffered 50% wounds to the body. He maintains morale thereafter on 1-75%.
- Once a party has suffered 1/2 casualties, it is jeopardized by a morale check at the end of each melee turn thereafter until the combat is concluded. Three turns after the first check, reduce the chance of maintaining morale by -5% per melee round thereafter. If the party survives the crisis, the survivors "count heads" and will not check morale again until 1/2 of the survivors have become casualties. A solitary character checks morale on 50% once he has suffered 50% wounds to the body.

Monster Morale in a "Dungeon"

Monsters tend to be somewhat finicky about risking their lives unnecessarily. Even the most powerful Monsters (with a few exceptions) will check morale when 1/3 of their number have been slain. If alone, a monster will always check morale when it has sustained 50% damage to its body.

- Monsters continue to fight or else withdraw in an orderly manner to prepare a counterattack or else call up reinforcements on 1-50%. Add +5% probability for each Charisma point over 13 that the leader possesses if they are intelligent, armed Monsters, such as Uruk-Hai, Orcs, etc.
- If Monsters fail to maintain morale;
 - There is a 1-25% chance that they will continue to fight on.
 - There is a 26-50% chance that they will fight on, but with all attack bonuses reduced by 1/2 because they are "disheartened." Only Magick weapon bonuses are unaffected.
 - There is a 51-100% chance that they will panic and flee. If flight is not possible, there is a 1-33% chance they will fight with "ferocity" and fight to the death. There is also a 34-100% chance they will attempt to surrender. All unintelligent Monsters will invariably fight to the end if an escape route is denied them.
- If Monsters maintain morale after suffering 1/3 casualties, they must check morale at the end of each melee turn thereafter, with the chance of maintaining morale reduced by -5% per turn. In the second and all subsequent turns a morale check must be made, each Monster checks individually. Thus there will be Monsters "bugging out" steadily during the battle. If more than 1/4 of the surviving Monsters break in morale in any given turn, they all panic and flee.
- If the leader of a group of intelligent Monsters is slain or captured, an instant morale check is made.
- Animals and Beasts check morale individually once their numbers have been reduced by 1/3 or when they have suffered 50% wounds to the body.
- Some Monsters never check morale because of their bravery and ferocity. These are:
 - All classes of Undead.
 - All classes of Demon, unless faced by a Cleric over experience level 20.
 - Giant Kings, unless faced by one of the AEsir.
 - Dragons.
 - Great Horses, Unicorns, Griffins, Werebears, Lion of St. Mark.

- f) "Rocs" in defense of their nests or when fighting "Chaotics."
 - g) Any Monster which has been gripped by "ferocity."
7. Notwithstanding #6, above, any Monster confronted by its "bane"--a weapon or Magick which can destroy it utterly--will instantly check morale as if it had sustained 50% wounds to the body. Each turn thereafter, it will check morale -5% until it flees. Surrender is never envisioned; the Monster will Flee in abject terror. If it has to fight through its own companions to gain safety, it will do so, with "ferocity".

A "bane" is defined as any weapon or device vs. a particular type of Monster. The Monster in question will always recognize its "bane" and seek to avoid it.

Individual Combat Movement Table

Type of Character/Monster	Normal Move (feet/turn)	Charge Bonus (feet)	Maximum speed* (feet/turn)
Human: Unencumbered	60	40	120
Partially Encumbered	50	30	100
Fully Encumbered	50	30	90
Severe Wound Penalty	-40	-	-60
Elf: Unencumbered	80	60	150
Partially Encumbered	70	40	130
Fully Encumbered	50	30	100
Severe Wound Penalty	-40	-	-70
Dwarf: Unencumbered	60	30	100
Partially Encumbered	50	30	100
Fully Encumbered	50	30	80
Severe Wound Penalty	-30	-	-50
Hobbit: Unencumbered	70	30	120
Partially Encumbered	60	30	100
Fully Encumbered	50	30	80
Severe Wound Penalty	-30	-	-50
Dexterity over 15	+10	+10	+10
Dexterity over 17	+10	+20	+30
Horses	See Movement of Cavalry in Melee below		
Mules/Wagons	+60	-	180
Donkeys	60	-	160
Dragons	60	120	180
Lizard Men, Rat Men	As Human or Animal		
Lycanthropes	As Human or Animal		
Kobolds, Goblins, Orcs	60	30	100
Bugbears, Uruk-Hai, Gnolls	As Humans	As Humans	As Humans
Ogres, Trolls	60	50	120
Giants	80	80	200
Skeletons, Ghouls	As Humans	As Humans	As Humans
Death, Barrow Wights	60	60	110
Phantoms, Spectres	As Humans	As Humans	As Humans
Vampires	60	50	130
Mummies, Zombies	50	20	70
Wraiths, Nazguls, Ghosts	60	60	120

- Humans, Elves, Dwarves, and Hobbits expend 1 fatigue point per turn spent at Maximum speed if unencumbered, 2 fatigue points if encumbered, and 3 if fully encumbered or severely wounded to the body (50% damage or greater). Those wounded in the leg may "hobble" at a basic 10 feet per turn unassisted or 30 feet if assisted. Men unable to walk may 'crawl' at 10 feet two turns. When all fatigue points have been expended, a man is considered "winded" and fully encumbered for 1-3 turns.
- Living Monsters may proceed at maximum speed for 1 turn per 5 body points they possess, after which they slow to 1/2 normal speed because they are "winded." Flying Monsters proceed at maximum speed for 1 turn per body point they possess. Monsters allotted fatigue levels are treated like Humans.
- Undead never tire, nor do Lycanthropes. However, they will tend to slow to normal pace after spending 6-20 turns at maximum rate. If the quarry is in sight, they will expend 1-6 turns at slow speed before increasing the pace; if the quarry is not in sight, they may give up the


pursuit 1-50% of the time.

- Animals are treated as Living Monsters.

The movement of Legendary Beasts and Animals is given in the form 60/120, etc. In the case of animals restricted to the land, the first number is the normal move in feet and the second is the maximum rate. Charge bonuses are found by subtracting the normal rate from the maximum. In the case of birds, the first number is the land speed, the second the air speed. The speeds of all Animals and Legendary Beasts are given in the Monster Profiles.

The effect of terrain, etc., has not been dealt with because of the complexity of such variables. However, the Player-Referee is encouraged to make adjustments for the type of countryside, the surfaces traversed, turning sharp corners at high speed, the size, weight and general maneuverability of large creatures, and so on. Provided that there is fairness and realism, each group will quickly develop their own methods of dealing with the question.

Tactical Manoeuver Matrix

 Prior to the initial blows of each melee turn, players write down their choice of tactics on a slip of paper, then compare those tactics to the results on the tables below. The percentage results are bonuses or penalties to be applied to the hit probabilities of the combatants.

Attacker Tactics	Defender Tactics							
	Flight	Retreat	Stand	Keep	Dist.	Close	Charge	Fleche
Flight	NA/NA	NA/NA	NA/NA	NA/NA	NA/NA	NA/NA	NA/NA	NA/NA
Retreat	NA/-30	NA/-25	-20/-15	-10/0	0/+5	+5/+10	+5/+5	
Stand	NA/-25	-20/-15	0/+5	0/+5	+5/+5A	+15B/+15C	+10B/+10C	
Keep Dist.	-25/-20	-10/-10	0/+5	0/+5	0/+5	+5/+5A	+5/+5A	
Close	-10/-5	-5/0	+5/+10	0/+5	+10B/+10A	+10B/+10B	+5B/+10B	
Charge	0/+5	+5/+5	+10B/+10C	+5/+10A	+10B/+10A	+10B/+10B	+10B/+10C	
Fleche	0/0	0/+5	+10B/+10C	+5/+10A	+5B/+10C	+10B/+15C	+15B/+15C	

Key:

S/L S = shorter or same length of weapon; L = longer weapon.

NA = no attack possible

-% = reduce hit probability by stated percentage.

+% = increase hit probability by stated percentage.

0% = no effect on hit probability.

+%A = failure to hit opponent places him within weapon. Lose 1 blow. Note: a man with a longer weapon must attempt a bash to disengage. Treat next blow as beginning with a body bash (shield bash if a trained fighter).

+%B = deliver a body hash after attempting to strike with weapon. Optional.

+%C = deliver a body hash after attempting to strike with weapon. Note: If the weapon is a pole arm, lose one blow. Bash must be delivered.

A partially encumbered man can only flee, retreat, stand, keep distance, or close. He cannot charge or fleche because he is too burdened to move with great speed.

A fully encumbered man can only flee (reduce all penalties by 1/2), stand, or keep distance. He is so weighed down that he is unable to move fast enough to retreat, close, charge, or fleche with appreciable effect.

An animal or semi-intelligent monster will only flee, retreat, keep distance, or charge.

An unintelligent monster will flee or charge.

A human-type character may choose an optional dodge when retreating, standing ground, or keeping distance. This will reduce the enemy's hit probability accordingly, and it eliminates any chance of a bash by the enemy unless he guesses the direction of the dodge.

If a deliberate attempt to spring upon, hug, or grapple an opponent is made (an initial attack by animals usually involves such an attempt), a charge is necessary. All of the "B", or "C" results = a bash. The bash is delivered before any blows are delivered or bites are attempted. If the spring, hug, or grapple is unsuccessful, the enemy has a +20% chance of hitting the being failing to make the attack, as the manoeuver is so headlong as to leave him completely open to a counter blow.

Missile Fire Matrix

Missile Fire is determined by rolling a percentage die. There is a

hit when a die roll is equal to or less than the numbers printed plus bonuses. The first percentage is for point-blank range (10% maximum range for bows, 10 feet for hand-hurled weapons), the second is for effective range (1/2 maximum range), and the third is for extreme range.

Extreme Range	Weapon Type	Defending armor Class								
		0	1	2	3	4	5-6	8	9-10	
450'	Short Bow	50/45/35	45/40/30	40/35/25	35/30/20	30/25/10	25/20/10	10/5/0	5/0/0	
300'	Horse Bow	50/45/35	45/40/30	40/35/25	35/30/20	30/25/10	25/20/10	10/5/0	5/0/0	
500'	Light X-Bow	55/50/40	50/45/35	45/40/30	40/35/30	35/25/10	30/25/10	15/10/0	10/5/0	
750'	Heavy X-Bow	55/55/45	55/50/45	55/50/45	50/45/40	45/40/35	40/35/30	30/20/10	25/15/0	
600'	Long Bow	60/55/50	55/50/45	50/45/40	45/40/35	40/35/30	35/30/20	20/20/0	15/5/0	
750'	Elvish Bow	65/60/50	60/50/45	50/45/40	45/40/35	40/35/30	35/30/20	20/20/0	15/5/0	
600'	Composite Bow	60/55/50	55/50/45	50/45/40	45/40/35	40/35/30	35/30/20	20/20/0	15/5/0	
400'	Sling	50/45/35	45/40/30	40/35/25	35/30/20	30/25/10	25/20/10	10/5/0	5/0/0	
100'	Axe, Javelin	75/50/25	65/45/20	60/50/20	50/35/20	40/25/10	35/10/5	15/0/-5	0/-5/-10	

1/2 Hit % bonuses are added to the % to hit:

Target protected by a Heavy Shield: -15%
 Target protected by a Light Shield: -5%
 Target protected by a Mantlet: -20%
 Target protected by a Battlement: -20%
 Target partially obscured by trees: -10%
 Target in dense trees: -20%
 Target moving at 20 m/yr or faster: -10%
 Using Magick Bow or Arrows: +5%/increment
 Target wearing Magick armor: -5%/increment
 Target in open and stationary: +10%
 Target behind arrow slit: -35%
 Archer firing from above: +10%
 Target large creature: +5%
 Target very large: +10%
 Target is gigantic: +15%

Missile Weapon Characteristics

Weapon Type	Rate of Fire	Damage	Critical	Bash%
Short Bow	2/Melee turn	3+1d10	15%	15%
Horse Bow	2/Melee turn	4+1d10	15%	15%
Light X-Bow	1/Melee turn	5+1d10	20%	25%
Heavy X-Bow	1/Melee turn	7+1d10	30%	35%
Long Bow	2/Melee Turn	5+1d10	20%	20%
Elvish Bow	3/Melee turn	6+1d10	20%	20%
Composite Bow	2/Melee turn	5+1d10	15%	20%
Sling**	1/Melee turn	3+1d10	15%	15%
Axe, Javelin in	2/Melee turn	*	*	15%

*Hand-Hurled weapons have damage and critical hits as given in the close combat tables.

Rate of Fire for self-bows used on foot, and also slings, axes, and javelins, may be increased by 1 if Dexterity is over 14 and by 2 if over 18.

**Slings improve with Experience Level by +1 Rate of Fire per 5 levels and +1 Damage, Critical and Bash per 5 levels. Extremely experienced slingers are very dangerous and much sought after by users of troops.

Strength will affect the amount of damage done by self-bows and hand hurled weapons. If strength is over 17 add 1 point of damage per strength point. Superhuman strength increases range of a weapon by 10% per level of super human strength.

Field defenses such as sows, siege towers and large mantlets provide complete protection against fire by light missile weapons.

Chivalric Arms

Attacking Weapon				Class of Armor Protection Worn by the Defender											STR	DEX
Type	Weapon	Blows	WDF	0	1	2	3	4	5	6	7	8	9	10	needed	
1	L Dagger	4	1	40	30	25	20	15	10	5	0	0	-5	-10	-	-
				25	20	15	10	10	10	10	5	5	5	5		
2	L* 1-H Battle Axe	3	2	40	35	25	20	15	10	5	0	0	-5	-10	13	9
				30	25	20	15	15	10	10	5	5	5	5		
3	L Short Sword	3	1.5	50	45	40	30	20	15	10	5	5	0	-5	-	-
				25	25	20	15	15	10	10	5	5	5	5		
4	LH Mace	3	2.5	35	35	35	30	30	25	25	20	15	10	10	13	7
				30	25	20	20	20	15	10	10	10	10	10		
5	L Light Sword	3	1.5	50	45	40	30	20	15	10	5	0	-5	-10	-	-
				30	25	20	15	15	10	10	5	5	5	5		
5	L* Scimitar	4	2	55	50	40	35	30	25	20	15	10	5	0	9	9
				35	30	25	20	20	15	10	10	10	5	5		
5	L* Sword	3	2	55	45	40	35	30	20	15	10	10	5	5	9	9

				35	30	25	20	20	15	10	10	10	5	5			
5	LH	Norman War Axe	3	2.5	45	40	35	35	35	25	20	20	15	10	10	14	9
				35	30	30	25	20	15	10	10	10	5	5			
6	LH	Kt.'s Broadsword	3	2.5	50	50	45	40	35	30	25	25	20	10	10	9	7
				35	30	30	25	20	15	10	10	10	5	5			
6	H	War Hammer	3	2.5	35	35	35	30	30	30	25	25	20	15	15	11	9
				35	30	30	30	25	25	20	20	15	15	10			
6	LH	Bar. Longsword	3	2	50	45	40	35	30	25	15	15	10	5	0	9	9
				30	25	20	20	20	20	15	10	5	5	5			
7	LH	Bastard Sword	2	3	45	40	35	35	35	30	30	25	20	15	10	9	9
				35	30	30	30	25	20	20	20	15	10	10			
7	H	Morning Star	2	3.5	40	40	40	40	40	35	30	30	25	20	20	11	7
				40	35	30	25	25	20	20	20	15	15	15			
8	H	2-H Sword	2	3.5	35	35	35	35	35	30	25	25	20	20	11	13	
				40	35	35	30	25	20	20	20	15	15	15			
8	H	2-H Battle Axe	2	4	35	35	35	35	35	30	25	25	20	15	11	9	
				40	35	35	30	25	20	20	20	15	15	10			
8	H	2-H Great Hammer	2	3.5	30	30	30	30	30	25	25	20	20	20	15	9	9
				45	45	40	40	35	35	25	25	20	20	15			
9	H	2-H Flail	2	4	30	30	30	30	30	25	25	20	20	20	15	9	-
				50	50	45	40	40	35	25	25	20	20	15			
9	H	Thrusting Spear	2	3	50	45	40	35	30	25	20	15	10	5	0	9	7
				40	40	35	35	35	25	20	15	10	10	5			

Bash Probability

- L* = 20% weapon bash against opponent in 0 to 6 armor and not +100 Dr heavier
10% weapon bash against opponent in 7 to 8 armor and not +100 Dr heavier
- LH = 25% weapon bash against opponent in 0 to 6 armor
20% weapon bash against opponent in 7 to 8 armor
10% weapon bash against opponent in 9+ armor
- H = 30% weapon bash against opponent in 0 to 6 armor
25% weapon bash against opponent in 7 to 8 armor
20% weapon bash against opponent in 9+ armor

Increase % chance by +5% per 100 Dr the Attacker is heavier
Decrease % chance by -5% per 100 Dr the Defender is heavier



Elven & Dwarven Weapons

Attacking Weapon				Class of Armor Protection Worn by the Defender											STR	DEX	
Type	Weapon	Blows	WDF	0	1	2	3	4	5	6	7	8	9	10	needed		
1	L	Elf Dagger	4	1	45	35	25	20	15	10	5	0	0	-5	-10	-	-
				30	25	20	15	10	10	10	5	5	5	5			
2	L*	Elf 1-H Battle Axe	3	2	40	35	25	20	15	10	5	5	0	-5	-10	13	11
				30	25	20	20	15	15	10	10	5	5	5			
3	L	Elf Sword	3	2	50	45	40	30	20	15	10	5	5	0	-5	9	9
				25	25	20	15	15	10	10	5	5	5	5			
7	LH	Elf Bastard Sword	2	3	45	40	35	35	35	30	30	25	20	15	10	10	11
				35	30	30	30	25	20	20	20	15	10	10			
8	H	2-H Sword	2	3.5	35	35	35	35	35	30	25	25	20	20	11	14	
				40	35	35	30	25	20	20	15	15	15				

9	H	Elf Spear	3	3	50	45	40	35	30	25	20	15	10	5	0	11	8
					40	40	35	35	35	25	20	15	10	10	5		
4	LH	Dwarf War Hammer	4	2.5	45	40	35	35	30	25	25	20	15	10	10	11	9
					35	25	20	20	20	15	10	10	10	10	10		
5	LH	Dwarf War Axe	3	2.5	45	40	35	35	35	25	20	20	15	10	10	14	9
					40	35	30	25	20	15	10	10	10	5	5		
6	LH	Dwarf Sword	3	2.5	50	50	45	40	35	30	25	25	20	10	10	9	7
					40	35	30	25	20	15	10	10	10	5	5		
8	H	Dwarf 2-H Battle Axe	2	4	45	45	40	40	35	35	30	25	25	20	15	12	9
					40	35	35	30	25	20	20	20	15	15	10		
8	H	Dwarf 2-H Great Hammer	2	3.5	35	35	30	30	30	25	25	20	20	20	15	13	9
					50	45	40	40	35	35	25	25	20	20	15		



Infantry, Peoman, Militia

Attacking Weapon				Class of Armor Protection Worn by the Defender											STR	DEX
Type	Weapon	Blows	WDF	0	1	2	3	4	5	6	7	8	9	10	needed	
1	L Dagger	4	1	45	40	35	30	25	15	10	5	0	-5	-10	-	-
				25	20	15	10	10	10	10	5	5	5	5		
5	L Light Sword	3	1.5	55	50	45	35	30	25	15	5	0	-5	-10	-	-
				30	25	20	15	15	10	10	10	5	5	5		
5	LH War Axe	3	2.5	45	40	35	35	35	25	20	20	15	10	10	13	9
				35	30	30	25	20	15	10	10	10	5	5		
8	LH Quarterstaff	5	1	60	55	45	40	35	35	15	10	0	-5	-10	-	-
				25	25	20	15	10	5	5	0	0	0	0		
8	H 2-H Sword	2	3	35	35	35	35	35	35	30	25	25	20	20	11	13
				40	35	35	30	25	20	20	20	15	15	15		
8	H 2-H Battle Axe	2	3.5	35	35	35	35	35	35	30	25	25	20	20	9	9
				40	35	35	30	25	20	20	20	15	15	15		
9	H Thrusting Spear	2	3	50	45	40	35	30	25	20	15	10	5	0	7	7
				40	40	35	35	35	25	20	15	10	10	5		
10	LH Pole Arm (Bill, Etc.)**	2	3	50	45	40	35	30	25	20	15	10	5	0	7	7
				40	40	35	35	35	25	20	15	10	10	5		
10	H Halberd	2	4	50	45	40	35	35	30	30	30	25	20	15	10	9
				50	45	40	35	35	30	25	25	20	15	15		
10	H Pike***	2	3	35	35	35	35	35	30	25	15	10	5	0	9	7
				35	30	30	25	25	20	20	20	15	15	15		

** Bills may be used to "hook" a man and pull him down, No damage but check for bash.

*** Grounded Pikes and Lances inflict 3d6 of damage against charge, 10% chance of a hit, critical or bash.

Non-Fighters

Attacking Weapon				Class of Armor Protection Worn by the Defender											STR	DEX
Type	Weapon	Blows	WDF	0	1	2	3	4	5	6	7	8	9	10	needed	
1	L Dagger	4	1	45	40	35	30	25	15	10	5	0	-5	-10	-	-
				25	20	15	10	10	10	10	5	5	5	5		
1	L Thief's Dagger (rear attack)	4	1.5	55	50	45	40	35	30	25	20	20	15	10	-	-
				50	50	45	40	35	30	25	20	20	15	15		
2	L Hatchet, Light	3	2	40	35	25	20	15	10	5	0	0	-5	-10	7	9

				30	25	20	15	15	10	10	5	5	5	5		
Club				30	25	20	15	15	10	10	5	5	5	5		
4	L* Wood Axe, Heavy	3	2	45	40	35	30	30	20	15	10	5	0	0	9	9
Club				30	25	20	20	20	15	10	5	5	5	5		
5	L Light Sword	3	1.5	45	45	40	35	30	20	15	10	0	-5	-10	-	-
				25	20	20	15	15	10	10	5	5	5	5		
6	L* Pitchfork	3	1.5	40	35	30	25	20	15	5	0	-5	-10	-15	-	-
				20	20	15	15	10	10	10	10	10	5	5		
8	LH Quarterstaff	5	1	50	45	40	30	25	10	5	0	-5	-10	-15	-	-
				25	25	20	15	10	5	5	0	0	0	0		
8	L* Hunting Spear	2	3	45	45	40	35	25	20	15	10	5	-5	-10	9	7
				40	40	35	35	30	20	15	10	10	5	5		
8	L* Improvised Peasant Pole Arm	2	2	40	35	30	25	20	15	10	5	0	-5	-10	-	-
				25	20	15	15	10	10	10	5	5	5	5		

Monsters

Attacking Weapon				Class of Armor Protection Worn by the Defender											STR	DEX
Type	Weapon	Blows	WDF	0	1	2	3	4	5	6	7	8	9	10	needed	
3	L Goblin's Scimitar	3	2	50	45	40	35	30	20	15	10	5	0	-5	-	-
				30	25	20	15	15	10	10	5	5	5	5		
4	L Orc's Sword (Moria)	3	1.5	55	50	45	35	30	25	15	5	0	-5	-10	-	-
				30	25	20	15	15	10	10	10	5	5	5		
4	L Orc's Falchion	3	2	55	45	40	35	30	20	15	10	10	5	5	9	9
				35	30	25	20	20	15	10	10	10	5	5		
6	LH Uruk-Hai's Sword	3	2.5	50	50	45	40	35	30	25	25	20	10	10	10	6
				35	30	30	25	20	15	10	10	10	5	5		
8	H* Giant's Club	3	4	40	40	40	40	40	40	35	30	30	25	25	16	7
				40	35	35	30	25	20	20	20	15	15	15		
8	H* Giant's Battle Axe	3	4	50	45	40	35	35	30	30	30	25	20	15	15	9
				50	45	40	35	35	30	25	25	20	15	15		

*Also can be used by Trolls



Naturally Armed Creatures

Attacking Weapon				Class of Armor Protection Worn by the Defender										
Type	Weapon	Blows	WDF	0	1	2	3	4	5	6	7	8	9	10
MSB 0	Small Fangs/Teeth	4	.5	45	35	30	25	20	15	10	-5	-10	-15	-20
				10	5	5	5	5	5	5	0	0	0	0
MSB 0	Small Pincers/Mandibles	4	.5	50	40	35	25	20	15	10	0	-5	-10	-15
				10	10	5	5	5	5	5	0	0	0	0
MSS 0	Small Tail Stinger	2	P	55	50	45	35	30	25	20	5	0	-5	-10
				-	-	-	-	-	-	-	-	-	-	-
MSS 1	Small Viper Striking	3	P	55	50	45	35	30	25	20	5	0	-5	-10
				-	-	-	-	-	-	-	-	-	-	-
MSC 1	Small Claws/Talons	4	.5	50	45	40	30	20	15	10	-5	-10	-15	-20
				10	10	5	5	5	5	5	5	0	0	0

MMB 2	Medium Fangs/ Teeth	3	2	55	45	40	35	30	20	15	10	5	-5	-10
				10	5	5	5	5	5	5	0	0	0	0
MSH 2	Small Horns	3	1.5*	45	40	35	30	25	15	10	5	0	-5	-10
				15	15	10	10	10	10	10	5	5	5	5
MLB 3	Large Fangs/ Teeth	2	4*	60	50	45	40	35	30	25	15	10	5	5
				35	35	30	30	25	20	15	10	10	10	10
MMC 3	Medium Claws/ Talons	3	2.5*	55	50	45	35	30	25	20	10	5	0	-5
				25	20	20	15	15	15	10	10	5	5	5
MSK 3	Small Hooves	4	1	40	35	30	30	25	15	10	5	0	-5	-10
				15	10	10	10	5	5	5	0	0	0	0
MMH 4	Medium Horns	3	2.5*	55	50	45	40	35	25	20	10	5	0	-5
				30	25	25	20	20	15	10	10	10	10	10
MLS 5	Large Viper Striking	2	P	55	50	45	40	35	30	25	15	10	5	0
				-	-	-	-	-	-	-	-	-	-	-
MLS 6	Large Tail Stinger	2	P+1*	55	50	45	45	40	35	30	20	15	10	5
				-	-	-	-	-	-	-	-	-	-	-
MLC 6	Large Claws/ Talons	2	3.5*	60	55	50	45	40	35	30	25	20	15	10
				35	30	30	25	25	20	20	15	15	15	10
MLH 7	Large Horns	2	4**	55	50	45	40	35	30	25	20	15	10	5
				35	30	30	25	25	20	15	15	10	10	10
MGB 8	Giant Fangs/ Teeth	2	5**	55	55	50	45	40	35	30	25	20	15	15
				45	40	40	35	30	25	25	20	20	15	10
MLH 8	Large Hooves	3	2**	50	45	40	35	35	25	20	20	15	10	10
				35	35	30	30	30	25	20	20	20	15	10
MGS 9	Giant Serpent/ Constrictor Striking	2	var.	55	50	45	45	40	35	25	20	15	0	-5
				40	35	30	30	30	25	20	20	20	10	5
MGB 10	Giant Pincers/ Mandibles	2	4.5	60	55	50	45	40	35	30	25	20	15	15
				50	45	40	35	30	25	20	20	15	15	10
MGC 10	Giant Claws/ Talons	2	4.5*	60	55	50	45	40	35	30	25	20	15	15
				50	45	40	35	30	25	20	20	15	15	10

*Bash possible:

MSH 2 = L* Weapon Bash, MMH 4 = LH Weapon Bash, MLB 3 = L* Weapon Bash
MLS 6 = LH Weapon Bash, MMC 3 = LH Weapon Bash, MLC 6 = H Weapon Bash

** A hit by one of these natural weapons permits the Attacker to bash or toss the victim 5-30 feet. There is a 60% chance that a victim in class 0-2 armor will be "stunned" and a 25% chance that any others will be "stunned". Increase chance of "stunning" by +5% per 5' short of a possible throw if victim thrown against a wall or other solid obstacle.

Bare Handed Combat

Bare-Hand combat is used by Men, Elves, Dwarves, Hobbits and Monsters with generally human form. Characters have a basic 4 blows + bonuses when fighting bare-handed.

Type of Body Weapon	% Hit	Damage	% Bash	% Critical Hit
Fist	dagger*	1/2 x WDF	L%	10% Stun
armored Fist	dagger*	1 x WDF	LH%	15%
Boot	dagger*	1 + 1/2 x WDF	LH%	10% Stun
armored Boot	dagger*	2 + 1 x WDF	H%	20%
Grapple	"Grapple"%	None	L/LH/H%	10% Stun

Hit probability, use the Dagger percentages in the Infantry, Yeomanry & Militia Matrix. All bonuses for hitting and dodging or parry are used as well. Characters have a base of 4 Blows plus bonuses when fighting bare-handed.

Damage: Damage is inflicted only on beings without full armor protection. Generally, large creatures (e.g.: man vs. bear) will be unaffected by blows unless delivered by a Superhuman character.

Bash: Treat a hit by a body weapon as a Light (L), Light-Heavy (LH), or Heavy (H) weapon, as given under the Chivalric Arms Table. A blow struck against men in full armor will cause a bash, even though no damage will be done.

Grapples are treated under "The Bash", (ie under number 4(e) above). When computing the probability, refer to the TAC Matrix percentage to hit + 25%. Dexterity is irrelevant here, as contact has been made. The important consideration is weight of the wrestling opponents. Both a restraint or a toss are possible. Monsters may employ this tactic.

Superhuman: double fist or kick damage and add + 25% to Grapple, restraint, or toss.

Titanic Strength: as for Superhuman, but add +5% to critical hit possibility.

Irresistible Strength: double fist or kick damage + 1-6 points. Add + 35% to Grapple, restraint, or toss, and raise critical hit probability by +5%.

Invincible Strength: triple fist or kick damage + 1-10 points. Add + 40% to Grapple, restraint, or tripping, with 1-20 points of damage from hug. Raise critical hit probability by + 10%. "Stun" should be read as a critical hit if the character desires it.

Throwing Matrix

Often, characters throw objects like "flasks" of oil (Medieval Molotov cocktails which deliver 1-20 points of damage each turn they burn, which is usually 1-3 turns unless some flammable material ignites at a 1-50% chance.), daggers intended for the exposed throat or spears intended for the heart of a lightly armored or unarmored sentry, etc:

Oil Flasks: 50% chance of breaking when thrown, 50% chance of being kicked underfoot (check for breaking again):

- 1-50% = On target; check for breaking.
- 51-60% = Short 5-30 feet.
- 61-70% = Long 5-30 feet.
- 71-80% = 30° left of target.
- 81-90% = 30° right of target.
- 91-100% = wick goes out.

A bursting flask of oil will splatter an area of 5 feet x 5 feet with burning oil that must be smothered (25% chance by rolling; 50% with dirt or blankets, etc.) The victim checks Morale -30% instantly.

Daggers, Spears, Throwing Axes

If the weapon strikes the target on the missile Combat Matrix (use Sling % with range = (90 feet/60 feet/30 feet), there is a 10% chance + 1/2 the character's hit probability bonus that the victim has received a mortal wound (multiply damage x 1-6) if damage exceeds the creature's total damage level. If not, treat as a normal hit. Reduce this mortal wound probability by -5% per 10 feet away.

Bash Results



If a "Bash" is successful, roll a 6-sided die for the result:

Type of Weapon	LH	H	Effect of Bash
2-3	2		Opponent is unaffected by the bash.
4-5	3	2	Opponent is staggered and retreats 5'. He loses 1 blow.
6-7	4-5	3-4	Opponent is knocked to the knees, loses 2 blows, and attacker has +10% hit probability on the next blow.
8-9	6-7	5-6	Opponent is knocked to the knees, loses 2 blows, and attacker has +15% hit probability on the next blow.
10-11	8-10	7-9	Opponent is knocked off his feet. He may attempt to rise on 1-4 (on 6-sided die), losing 1 blow for each attempt to rise. Attacker has +20% hit probability when he is down.
12	11-12	10-12	Opponent is knocked off his feet and stunned for 1 melee round. Attacker has +25% hit probability while he is down. Procedure for rising as in #5.

Critical Hit Results



If a critical hit is scored, increase damage by 50% and roll a 1-10 die, with 10% of the total damage being scored against the body of the character for each point on the die. Then roll a 1-20 die. If the attacker is taller, add 1 pip to the result for each foot shorter. If the attacker is shorter, subtract 1 pip for each foot taller.

Die Roll	Location of Hit
1-4	Right leg
5-8	Left leg
9-11	Abdomen
12	Chest
13-15	Right arm
16-18	Left arm
19-20	Head

Note: Armor and Helm will affect the amount of damage sustained. Full protection eliminate the 50% bonus for a critical hit.

If a Critical Hit is scored, the following optional rules can be applied. Roll 1D20 and consult the appropriate table, depending on where the aiming point was:

CRITICAL HIT TO THE HEAD

- 01-09 MILD HEADACHE: stunned for 1-3 blows. Attacker has a +10% chance at hitting the victim each turn he is incapacitated.
- 10-12 MILD CONCUSSION: Severe headache and -10% hit and parry probability. The victim is, in effect, seriously stunned by the blow. Treat as only a Mild Headache if less than 7 points of damage were sustained.
- 13-15 SEVERE CONCUSSION: The victim must roll a CON CR-3 or lapses into immediate unconsciousness for 2D6 hours! Treat as only a Mild Headache if less than 10 points of damage were sustained.
- 16-18 FACE HIT: Victim loses 1-2 blows. A Face Hit is possible only if the victim was wearing an open-faced helmet or no helmet. A nasal piece will block a 'L' or 'LH' slashing or crushing weapon like a visor. Roll 1D100:
 - 01-50 = black eye and facial bruises;
 - 51-75 = hit in the mouth, with a 20% chance of a broken tooth, Pain, and loss of 1 Appearance point;
 - 76-90 = hit in the eye, with a 20% chance of permanent blindness and -10% hit and parry probability;

91-00 = severe facial disfigurement, Minor Bleeding, Pain, and loss of 1D6 Appearance points.

- 19-20 NECK HIT: A critical neck hit is possible only if the neck is not protected. +1 point of damage will result per 5 minutes unless the injured neck is properly bandaged to stop bleeding. There is a 10% chance that Uncontrolled Bleeding has resulted if struck by an edged or pointed weapon (1d6 point of damage per 5 minutes).

20% chance of a fatally broken neck if more than 10 points of damage resulted and an 'LH' or 'H' crushing weapon was used.

20% chance of beheading if a 'LH' or 'H' slashing weapon was used.

CRITICAL HIT TO THE CHEST

- 01-12 BRUISED RISS & MINOR WOUNDS: No truly serious effects occur, despite the damage sustained.
- 13-17 CHEST HIT: If less than 7 points of damage are sustained, the chest critical is always equivalent to Bruised Ribs.
 - Roll 1D100 and apply the following DMs: AC/0-1 = +20; AC/6-8 = -5; AC/9-10 = -10.
 - 01-30 = bruised ribs, 25% chance of 1 die extra damage;
 - 31-60 = several cracked ribs, requiring binding to immobilize them (plate cuirass does this automatically), +1 point of damage per turn of combat, with a 10% chance of puncturing a lung (25% fatal);
 - 61-80 = broken ribs requiring binding or 1 point of damage per turn of combat, with a 25% chance of puncturing a lung;
 - 81-00 = severe injury to chest area, -20% hit and parry probability. If struck by a slashing weapon 25% chance of being attended by Severe Bleeding (1-3 point per 5 minutes) otherwise by Moderate Bleeding (1 point per 5 minutes).
- 19-20 SPINE HIT: A spine hit is possible whenever 7+ points of damage are sustained.
 - 50% chance paralysis if in Class 0-1 armor; 30% Class 2-3 armor; 25% if in Class 4-8 armor; and 10% chance in Class 9-10 armor.
 - If paralysis results, roll a %ile die. 0-20% = 1 limb; 21-40% = 2 41-60 = 3 limbs; 61-80% = 4 limbs. 81% = Dead.

CRITICAL HIT TO THE ARM

- 01-12 DISARM: Victim loses 1-3 blows and has a 25% chance of dropping his weapon. If a Monster is fighting with "natural weapons," there is a 25% chance that it has been "amputated."
- 01-12 SHIELD SMASH: 20% chance that a slashing weapon and a 30% chance that a crushing weapon rated at M or H has knocked the shield aside so that the victim might Fumble and drop it, requiring a DEX CR.
 - The blow must be rated at 12+ points for this probability to arise.
- 13-17 ARM HIT: 25% chance of a bone being broken if struck by an 'H' weapon, and 15% if by an 'LH' weapon. If bone is broken, the arm affected is useless until Cured or it has healed naturally.
 - Slashing weapons also have a chance of causing bleeding if the arm is unprotected by metal armor or a shield:
 - 01-15 = Uncontrolled Bleeding (1d6 point per 5 minutes);
 - 16-30 = Moderate Bleeding (1-3 point per 5 minutes);
 - 31-50 = Slight Bleeding (1 point per 5 minutes);
 - 51-00 = no significant bleeding.
- 18-20 SHOULDER HIT: As for Arm Hit, except recovery takes twice as long.

CRITICAL HIT TO THE GROIN

- 01-07 GROIN HIT: Victim incapacitated for 1-2 melee phases, unless constitution 17+.
- 08-10 MODERATE BLEEDING: 1-3 point of damage per 5 minutes. Several blood vessels have been nicked and blood loss is serious.
- 11-15 UNCONTROLLED BLEEDING: 1d6 point of damage per 5 minutes. A potentially mortal wound has been inflicted, if medical attention is not obtained soon.
- 16-20 GRIEVOUS HIT: Uncontrolled Bleeding. 1D6 hours of unconsciousness if a CON CR failed and 10% chance of being unable to have any more decedents.

CRITICAL HIT TO THE LEG


- 01-15 GLANCING BLOW TO LEG: 25% chance of a "Bash."

16-20 LEG HIT: 25% chance of a bone being broken if struck by an 'H' weapon, and 15% if by an 'LH' weapon. If bone is broken, the leg affected is useless as until Cured or it has healed naturally. Otherwise, 50% chance of a "Bash."

Slashing weapons also have a chance of causing bleeding if the leg is unprotected by metal armor or a shield:

- 01-15 = Uncontrolled Bleeding (1d6 point per 5 minutes);
- 16-30 = Moderate Bleeding (1-3 point per 5 minutes);
- 31-50 = Slight Bleeding (1 point per 5 minutes);
- 51-00 = no significant bleeding.

Fumble Results

 Fumbling during a combat can have disastrous results. Depending on the opponent's degree of success or failure, a Fumble always results in a roll on the appropriate Fumble table at the very least.

There are three Fumble tables; one for Close Combat fumbles (including dodges and parries), one for Natural Weapons and one for Ranged Weapons. When a Fumble occurs, roll on the appropriate Fumble table for the action involved.

Close Combat Fumble Table

1D20	Result	Effect
1-3	Falter	Lose 1 blow.
4-6	Drop Weapon	Weapon falls 2-40 feet away.
7-9	Lose Balance	Lose 1-3 blows.
10-12	Damage Weapon	Weapon takes damage from opponent's parrying weapon. Else weapon strikes an inanimate object (tree, wall, ground, etc) and does damage to itself.
13-14	Stumble	Trip and fall prone. Forfeit next 1-3 blows. All defensive actions at a -20% penalty.
15-16	Lose Armour	Roll for hit location to determine where the armour fell from. If not armoured, roll again.
17	Hit Ally	Accidentally strike a nearby companion for normal rolled damage. If no ally within reach, hit self instead.
18	Break Weapon	The weapon strikes the ground, a wall, or a similar surface capable of causing damaging. The weapon takes 1D10 points of damage, plus the user's Damage Modifier, but reduced by the AP of the weapon. Roll three times.
19	Hit Self	Inadvertently hit own hit location for normal rolled damage.
20	Unlucky	Roll twice on this table.


Natural Weapon Fumbles

1D20	Result	Effect
01-03	Hesitate	Lose 1 blow.
04-06	Numb Limb	Limb is temporarily paralysed until a successful CON CR roll is made, starting next turn.
07-09	Entangle Self	Lose 1-3 blows.
10-12	Damage Limb	Limb is injured from striking opponent's parrying weapon, armour or an inanimate object (tree, wall, ground, etc) and does damage to itself.
13-14	Sprawl	Trip and fall prone. Forfeit next 1-3 blows. All defensive actions at a -20% penalty.
15-16	Break Limb	Limb is incapacitated.
17-18	Hit Ally	Accidentally strike a nearby companion for normal rolled damage. If no ally within reach, damage is done to self instead from wrenching a random location.
19	Fated	Roll twice on this table.
20	Cursed	Roll three times on this table.

Ranged Weapon Fumbles

1D20	Result	Effect
1-2	Disoriented	Attacker loses next attack.
4-6	Drop Weapon	Weapon falls 3d6 feet away.
7-9	Snare Weapon	Lose 1-3 blows.
10-12	Lose Weapon	Weapon string either snaps or weapon is lost when thrown.
13-14	Damage Weapon	Weapon when fired or thrown suffers rolled damage to itself.
15-16	Hit Ally	Accidentally strike a nearby companion for normal rolled damage.
17-18	Misfire	Inflict normal damage on self.
19	Bedevilled	Roll twice on this table.
20	Damned	Roll three times on this table.

Horse Combat

 Combat from the back of a horse is a very different thing from combat on foot. When fighting from horseback against a man on foot, the advantage is always to the man on the horse. When fighting another horseman, the advantage goes to the man who has a

good horse; for while personal prowess is important, a good fighter on an average or poor horse is not at his best.

Active Shield Parries while on horseback differ from parries when on foot:

1. When fighting a man on foot, the shield may be used with the same effect as would be obtained if the defender was also on foot. Thus, if he had an Active Shield Parry of -20% on foot, he would possess it on horse as well.
2. When fighting a man on horseback, man-to-man with edged or impact weapons, the effect of active shield parry is increased if the defender's horse is cantering (-5%) or galloping (-10%).
3. When receiving the lance, full active shield parry is employed.

Note: The shield may be used for an active parry only on the left side of the defender. On the right side, the shield may be used to cover the body or legs, but only at the Passive Shield Parry defense factor. Critical Hits suffered while on a horse are of two types:

1. Critical Hits caused by melee weapons.
2. Critical Hits caused by the lance.

Critical Hits suffered from melee weapons are dealt with in the Critical Hits Results Table. There is, how157 ever, a 10% chance that a successful Critical Hit has knocked the rider from the saddle. (Glancing blows do not count unless Bash is indicated, at which point a 10% check is made.)


LANCE CRITICAL HITS

Critical Hits suffered from the lance are quite a different matter. The table below gives the possible results of a serious strike by a lance. A 20-sided die is rolled whenever a lance strikes a mounted rider:

1. Lance glances from Helm. 25% chance of being stunned if wearing open helmet. Dead if wearing no helmet.
2. Lance strikes Helm squarely. 50% chance of being unhorsed. Otherwise, stunned for 1-2 melee rounds and Helm is knocked askew, requiring adjustment if closed.
3. Lance Strikes Shield squarely. 25% chance of being unhorsed if mount is lighter or inferior to the opponent's mount.
4. Lance passes Shield, causing a light wound. 50% damage.
5. Lance breaks on Shield. No damage, just shaken up a little.
6. Lance glances from Shield and catches against the front of the Saddle. 25% chance that the straps will break; 40% chance that the lance will break.
7. Lance shatters on Shield. One-half damage from force of the impact.
8. Lance strikes Horse. 25% chance that horse is wounded. 20% chance that unwounded horse stumbles and 50% chance that wounded horse stumbles.
9. Lance strikes Aiming Point. Full damage and a 50% chance of being unhorsed.
10. Ditto.
11. Ditto.
12. Lance inflicts a grievous wound. Rider is unhorsed. Check Melee Critical Hits Results Table for additional damage. Glancing blows represent being stunned for 1 turn.
- 13-15. Ditto. Attacker's lance is broken.
- 16-18. As in #12, only double damage is inflicted. Attacker's lance is broken.
- 19-20. Glancing blow. Lance is broken.

If the attacker is made from the rear, increase the hit probability by 20% if the defender does not expect the attack. A successful hit means that there is a 50% chance of unhorsing and a 25% chance of double damage being inflicted. Note: the shield cannot be used to guard from an attack from the rear with a lance.

Movement of cavalry in melee

 In a melee situations, horses have varying speeds, depending upon the type of the horse and the manoeuvres attempted. (See "The Warhorse" in the chapter on Knighthood for additional details.)

Speed of Horse	Palfrey	Light Horse	Medium Horse	Heavy Horse
Walking	60'	60'	60'	60'
Trotting	120'	120'	100'	100'
Cantering	180'	180'	160'	130'

Galloping	230'	240'	210'	180'
Charging	250'	270'	240'	220'

The speed a horse may accelerate to or else decelerate from is given below.

A horse's ability to turn depends upon his agility and weight. The numbers are the degrees of a circle the horse will be able to turn at the speed indicated:

Speed of Horse	Palfrey	Light Horse	Medium Horse	Heavy Horse
Walking	360°	360°	360°	360°
Trotting	270°	300°	270°	270°
Cantering	180°	240°	210°	180°
Galloping	90°	120°	90°	90°
Charging	30°	45°	30°	30°

The degrees indicated represent the total angle of turn that a horse may make in a turn of melee. For every 30° of turn, a 10% reduction of speed occurs.

A horse's ability to accelerate or decelerate quickly also depends upon his agility and weight:

Speed of Horse	Accelerate Speed	Decelerate Speed
Palfrey	2 speed levels	3 speed levels
Light Horse	3 speed levels	4 speed levels
Medium Horse	2 speed levels	4 speed levels
Heavy Horse	2 speed levels	4 speed levels

The levels represent the speeds from: Standing/Walking to a full charge. Acceleration requires 20 feet per level the speed is increased, while deceleration requires 10 feet per level. A light horse requires 10 feet less in total than heavier ones.

Superior Horses possess bonuses for speed and turning. These are given in the section on "The Warhorse" in the chapter on Knighthood.

When fighting in melee from horseback, the opponent will be either on horse or on foot. Depending upon the combat situation, the individual horseman may be at an advantage or a disadvantage.

Horse vs. Horse



When fighting an opponent on horse back, use Speed of Horse Table and Charge vs. Target Table (below) for determination of first blow.

- On horse, a player loses one blow if in leather or chain, and two blows if in plate (excluding heavy weapons).
- If one or both opponents trot or gallop, there is a chance that a slower or stationary horse will fall or stumble on impact if the horses are the same class. A smaller class of horse will tend to stumble or fall if struck by a larger horse. Barding reduces the chance of stumbling and falling.

If horses are same class: 30% chance of stumbling

If horses are unequal in class: 50% chance of smaller horse stumbling, 20% chance of larger horse stumbling

Padded barding reduces chance of stumbling by 10% (all classes of horses).

Chain mail barding reduces chance of stumbling by 20% (Heavy Horses only).

Plate barding reduces chance of stumbling by 25% (Heavy Horses only).

- When a horse stumbles, there is a 50% chance that the horse will fall and the rider will be thrown:
 - Thrown rider will be stunned and prone for 1 melee round, will suffer one die of damage from the fall, and has a 20% chance of critical injury. Thrown rider may have kicked free in time on 1-25% and lands on his feet. A rider saving from a bad fall loses two blows recovering his balance, but he may parry blows with shield or weapon.
- In the melee a horse may turn 360 degrees, causing an equal horse to stumble on 30% and an unequal, lighter horse to stumble on 50% (less barding), when impacted.
- If the ground is littered with bodies of men and fallen horses, there is a 10% chance that a horse will stumble. If impact is also involved, add the stumble probabilities together.

The mounted lance is a weapon unique to heavy and armored cavalry and does a great deal of damage to the target, especially if the target is on foot or is not armored and protected by a shield.

Damage = PCF damage multiplier x 3 points + 1-10 points if the cavalryman is charging. (Plus 1-20 if target is counter-charging at him.)

- The target must be to the left of the charging cavalryman. If target is to the right, reduce 20% vs. mounted enemy and 10% vs. enemy on foot. Apply to the hit probability matrix.

- If target is on horse:

Attacker Target Horse and Rider

	Type of Horse (Inferior/Superior)			
	Stationary	Canter	Trot	Gallop
Canter	+5%/+10%	+0%/+5%	-5%/0%	-15%/-10%
Trot	+10%/+15%	+5%/+10%	0%/+5%	-10%/-5%
Gallop	+15%/+20%	+10%/+15%	+5%/+10%	-5%/0%

If horses are equal, for hit use "inferior" values determination.

If the opponent is "defending" (knows the attacker is coming and has set his shield to meet the charge or is himself charging):

- The combatant with the bigger horse has 5% added to his hit probability and the combatant with the smaller horse loses 5%.
- +5% per level of difference in experience to more experienced fighter.
- If target is on foot and stationary, apply Stationary Bonus as if Target is a stationary horse and rider.
- If target is running, apply Canter Bonus as if Target is a cantering horse and rider.
- Base vs. Horse = 40% -Critical on 15% if in class 5 armor or better; 20% if not.

Base vs. foot = 50% -Critical on 25% if in Class 5 Armor or better; 40% if not.

Critical hit on Foot always means being knocked down and stunned by the blow for one turn.

Horse vs. Foot

When fighting an opponent on foot, the man on horse possesses distinct advantages because he is fighting from above and because he is fighting from horse back:

- A man on horse always has the first blow unless faced with a pole arm, pike, or halberd. The first blow of each melee round is delivered at +10% chance of hit.
- A critical hit is always delivered to the head or upper body, at +5%.
- One extra weapon damage factor is added to hit damage because the blow has been delivered from above with added leverage and force.
- The horse may impact the man on foot with a 50% chance of felling and stunning him.
- The horse may 3 x MLK 8 large hooves (2xWDF) plus the following:
 - Large Horse: 4 damage points
 - Medium Horse: 2 damage points
 - Small Horse: 1 damage point
6. Anyone thrown under the horse may be trampled by two hooves of damage plus the size of horse factor. This is in addition to kicking (#5, above).

Foot vs. Horse

When fighting an opponent, on horse, the man on foot possesses distinct disadvantages. The man on horse has the advantage in morale and height:

Blows are struck at -5% hit probability (unless employing morning star, two-handed sword, battle axe, flail, pole arm, halberd, or pike), and critical hits are at -5% probability.

Grappling and pulling down a rider is at 20% probability + PCF % hit bonus if the horse is standing. However, if the horse is moving, a grapple is reduced by:

- 15% if trotting, with a 10% chance of impact by the horse if Grapple fails.
- 15% if cantering, with a 15% chance of impact by the horse upon failure.
- 20% if galloping, with a 20% chance of impact by the horse upon failure.
- 25% if wheeling, with an automatic impact by the horse upon failure.

If the footman successfully grapples the horseman, he pulls him from the saddle. In addition to the horse's bonuses, the target may counter the grapple with one-half of his own Dexterity bonuses.

Also, the character grappling has no shield effect and may be hit more readily.

If attempted from horseback, a grapple is computed in much the same manner as a grapple by a footman.

Under no circumstances may a grappling action be attempted from the front of the horse. Only the flanks and rear are open to a grapple. The man on foot possesses some slight advantages when fighting a man on horse. These advantages are few, but they may prove decisive:

1. The footman may use an anti-cavalry weapon without penalty.
2. The footman may, upon obtaining a critical hit, elect to hit the horse (35%).

3. Any horse hit by a weapon suffers full damage if unbarded and half damage if barded. The horse will stumble on 50% probability, minus barding bonuses.
4. A footman may attempt to hamstring the horse. This procedure must be done with a dagger at 1-10%, plus dexterity bonuses. Hamstringing can be done only when a horse is stationary or wheeling on the spot, and involves the attacker's rolling beneath the horse. One blow is possible, and only one man may attempt to hamstring the horse per melee turn. The tactic exposes the footman to two Hooves of damage. If he is successful, he may look to the happy prospect of the horse falling on him (40%), with no dodge being possible. If the horse falls on him, he is stunned, pinned, and injured by 3 dice of damage at 25% critical hit probability.



Thieves, Brigands, and Assassins

A life of crime will either be chosen by a character or else will be forced upon him by circumstances over which he has no control.

Thieves



Thieves specialize in burglary, pickpocketing, and muggings, avoiding bloodshed where possible. The moment a character becomes a Thief by choice, his Alignment is a minimum 10. Thieves must join the Thieves and Beggars Guild in the town where they wish to ply their trade, paying 20% of all they steal as Guild dues. Failure to join a Guild or any cheating on Guild dues results in a backstabbing in a dark alley, for the Guild resents "freelance" operators. If a Thief is visiting any other town, he must apply to the local Guild for permission to steal and pays 50% of his "take" in dues for the first 1-3 months. Failure to observe this courtesy will most certainly result in the local Guild's taking stern measures to protect its member's rights. Thieves have the following abilities:

Experience Level	Disarm	Open Trap	Pick Lock	Move Silent	Climb Hide	Hear Muggings	Chance of Disc.
1 Apprentice	5%	5%	5%	-	55%	-	45%/10%
2 Apprentice	5%	5%	7%	-3%	60%	-	40%/10%
3 Apprentice	7%	7%	10%	-4%	62%	-	35%/10%
4 Apprentice	10%	10%	12%	-5%	65%	-	33%/9%
5 Apprentice	12%	12%	15%	-7%	67%	-	30%/9%
6 Cutpurse	12%	12%	20%	-8%	70%	-	28%/8%
7 Cutpurse	15%	15%	25%	-9%	72%	5%	27%/8%
8 Pickpocket	17%	20%	30%	-10%	75%	7%	25%/7%
9 Pickpocket	20%	22%	35%	-11%	77%	8%	23%/7%
10 Pickpocket	25%	25%	40%	-12%	80%	10%	20%/6%
11 Burglar	35%	35%	45%	-13%	82%	12%	19%/6%
12 Burglar	45%	40%	50%	-15%	85%	15%	18%/5%
13 Burglar	50%	45%	55%	-17%	87%	17%	17%/5%
14 Thief	60%	50%	60%	-18%	90%	20%	16%/5%
15 Thief	65%	60%	65%	-19%	92%	22%	15%/5%
16 Thief	70%	65%	70%	-20%	95%	25%	14%/4%
17 Master	75%	75%	75%	-21%	97%	30%	13%/4%
18 Master	85%	85%	80%	-22%	98%	40%	12%/3%
19 Master	90%	90%	85%	-23%	99%	50%	10%/2%
20 Guildmaster	100%	100%	100%	-25%	100%	60%	5%/1%

Thieves are rated as Non-fighters until they reach level 14, at which time they convert to Fighter class for all additional Fatigue and PCF bonuses.

Minimum requirements to become a Thief: DEX/10, STR/10 and FER/9.

DISARMING TRAPS: The ability to remove small traps without setting them off. Thieves detect traps at a percentage 30% higher than their disarming ability.

OPEN LOCK: The ability to pick a lock, with 1 attempt being made every 3 turns.

PICK POCKET: The ability to cut a purse from a person's belt or pick his outer pockets without being discovered. Thieves are able to do a literal search of a victim without detection. There is, however, a chance that the victim will detect the attempt, and discovery means failure and identification of the pickpocket. For each level of experience above the 4th, a victim has a 5% chance of discovery per level, so that a level 10 victim would reduce the Thief's chances by -30%.

MOVE SILENTLY: As a Thief rises in proficiency, he develops the ability to move silently. The bonuses are subtracted from a listener's ability to hear the Thief. Elves and Hobbits also acquire this talent as a natural ability.

HIDE IN SHADOWS: All characters and monsters with day vision have a 75% chance of seeing a Thief hiding in shadows, and those with night vision have a 100% chance. This chance is reduced by the percentage bonus allotted to a Thief. Over 30 feet away, reduce chances of those with day vision by -5%, for each additional 10 feet the Thief is standing away from the observer. Elves and Hobbits always have a Thief's talents in this respect.

CLIMB WALLS: It is assumed that the thief is successful until the mid point of the climb. At that point the dice are rolled to determine continued success. If failed, the thief slip and fall. Success indicates that safe ascent or descent has been accomplished.

MUGGING: The ability of a Thief to "sandbag" any person not protected by a metal cap and mail coif. If the Thief has crept up to the victim (human-like figure) without being detected, he has successfully placed himself for one blow at a basic probability of 25%. If the blow lands, the victim is knocked out for 1-6 turns, permitting the Thief to rifle the body for loot without further objection on the part of the victim.

HEAR NOISES: Thieves being cautious people, they have developed their sense of hearing to the maximum. Whenever a Thief is listening for noises, add this bonus to his basic chance of hearing.

CHANCE OF DISCOVERY: A Thief always runs the risk of someone witnessing his crime. The first percentage is the chance of witnesses in a public place with a fair number of people present. The second percentage is the chance of witnesses in a relatively deserted alley or other place chosen by the thief to commit his crime. It is also the nighttime chance. Discovery automatically raises the "hue and cry." with every citizen under a strict duty to apprehend the Thief. The Thief rolls a 1-100 die in a public place or a 1-20 die in a deserted place or in nighttime. The result is the percentage chance of being caught, and a second roll is made to see if the Thief has escaped. Players may wish to have the Thief attempt to fight his way out of the trap. However, if discovered, there is also a chance of identification: 10% + 5% per Appearance point over 12 or under 8. Thieves with Appearance 1, 2, 3, 18, 19, and 20 are always remembered by witnesses. Discovery requires "laying low" for 1-10 weeks until the "heat is off," and food and quarters will cost 2-6 times as much as normal to buy the silence of the person hiding the Thief.

Brigands

Brigands are "outlaws" forced to flee to the wilder parts of the forests for safety. Brigands form bands of 10-60 men, usually, with 20% Fighters and 80% Non-Fighters. Rarely do they have armor better than good leather or brigantines. They have no special talents as Thieves and must "fence" their loot with a Master Thief from town.

Brigands often contain men wrongfully accused of crimes, and not just hard-bitten criminals, and there is always a chance of reprieve for the innocent. Brigands rob travelers on the King's Highway or operate out of inns run by crooked innkeepers who "tip off" the robber band when rich travelers are passing through. Brigands have the following abilities:

Experience Level	Set		Find		Torture*	Break-in	Beggars
	Traps	Ambush	Hiding	Object			
1 Fighter	-	25%	-	15%	10%	5%	
2 Fighter	-	27%	-	17%	10%	7%	
3 Fighter	-	30%	5%	20%	12%	10%	
4 Fighter	5%	35%	5%	25%	15%	12%	
5 Warrior	7%	37%	7%	27%	17%	15%	
6 Warrior	10%	40%	10%	30%	17%	20%	
7 Warrior	12%	45%	12%	35%	20%	25%	
8 Veteran	15%	50%	12%	40%	22%	30%	
9 Veteran	17%	55%	15%	45%	25%	35%	
10 Veteran	20%	60%	17%	50%	30%	40%	
11 Swordsman	25%	65%	20%	55%	40%	45%	
12 Swordsman	30%	70%	25%	60%	50%	50%	
13 Swordsman	35%	75%	35%	65%	55%	55%	
14 Swashbuckler	40%	80%	45%	70%	65%	60%	
15 Swashbuckler	45%	85%	50%	75%	70%	65%	
16 Swashbuckler	50%	90%	60%	80%	75%	70%	
17 Hero	55%	95%	65%	85%	80%	75%	
18 Hero	60%	97%	70%	90%	85%	80%	
19 Hero	65%	99%	75%	95%	90%	85%	
20 Superhero	70%	100%	85%	100%	100%	100%	

*Brigands of Loyal alignment will not use Torture (see "Character Prime Requisites").

Minimum requirements to become a Brigand: DEX/9, STR/9, CON/8 and FER/11.

SET TRAPS: The ability to set man-traps.

SET AMBUSHES: The ability to ambush a party. If successful, the Brigands have the initiative for the first combat turn.

FIND HIDING PLACE: The ability to find treasure or value objects which have been hidden in an inhabited location.

TORTURE: The ability to get someone to admit where he has hidden his treasure or his money, with 1 attempt being made every 30 minutes. It can be used for any valuable information. Victim must roll a CON CR at each attempt or fall unconscious for 1-6 turns and loose 2-7 Body points.

BREAK-IN: The ability to enter a dwelling to take the inhabitants by surprise even if doors or windows are closed. Add +20% at night when people are asleep.

BEGGAR: The ability for a Brigand to be mistaken for a Beggar. Beggars are not quite what they seem. They are more than just poor panhandlers; rather, they are a highly skillful group of professionals expert in parting money from the 'bleeding hearts' in society. Considered by respectable folk to be low class types to be ignored more than anything else, they often overhear otherwise private conversations and see a lot of what is happening behind the scenes. The result is that they are the eyes and ears of the Thieves' Guild, and there is little that they do not find out.

Assassins

Assassins have all of the abilities of Thieves, but only gain 1/2 experience for the usual thievish activities. Assassins are employed to commit murder, plain and simple, and they operate out of the Thieves Guild under the personal command of the Guildmaster. Assassins charge high fees for their work, the price being determined by the status of the victim and the danger involved. They rarely consent to killing men of influence and great wealth because of the inevitable backlash against the Thieves Guild, but they do kill men whose deaths will not arouse overmuch comment or reaction in the community. Assassins also act as "strong-arm" men when Thieves require a Fighter for a heist of a dangerous nature, but take 2 shares of the loot as a fee. There are usually 6-10 Assassins in each local Guild (6-20 in large towns and as many as 40 or 50 in cities). Assassins are characters who elect for Thief status and have chaotic Alignments. Assassins have the following abilities:

Experience Level	Back		Use		Anti		Disguise		Hide		Rumor		Con		Chance
	Stabbing	Poison	Poison	dot	Object	Object	Others	Others	Others	Others	Others	Others	Others	Evade	
1 Apprentice	10%	15%	20%	1%	2%	5%	5%	25%							
2 Apprentice	12%	17%	22%	2%	4%	7%	7%	27%							
3 Apprentice	15%	20%	25%	3%	6%	10%	10%	30%							
4 Apprentice	17%	22%	27%	4%	8%	12%	12%	32%							
5 Apprentice	20%	25%	30%	5%	10%	15%	15%	35%							
6 Cutthroat	22%	27%	33%	7%	12%	18%	17%	37%							
7 Cutthroat	25%	30%	35%	10%	14%	20%	20%	40%							
8 Killer	27%	32%	37%	12%	16%	25%	22%	42%							
9 Killer	30%	35%	40%	15%	18%	30%	25%	45%							
10 Killer	32%	37%	42%	17%	20%	35%	27%	47%							
11 Slayer	35%	40%	45%	20%	22%	40%	30%	50%							

12 Slayer	37%	42%	47%	22%	24%	45%	32%	55%
13 Slayer	40%	45%	50%	25%	26%	50%	35%	60%
14 Assassin	42%	47%	55%	27%	28%	55%	37%	65%
15 Assassin	45%	50%	60%	30%	30%	60%	40%	70%
16 Assassin	47%	55%	65%	32%	32%	65%	45%	75%
17 Master	50%	60%	70%	35%	34%	70%	50%	80%
18 Master	52%	65%	75%	40%	36%	75%	55%	85%
19 Master	55%	75%	80%	45%	38%	80%	60%	90%
20 Guildmaster	60%	85%	85%	50%	40%	85%	65%	95%

Minimum requirements to become an Assassin: DEX/12, STR/12, INT/11 and FER/9.

BACKSTABBING: The ability to strike a critical blow from behind with a dagger to use a garotte with killing efficiency. Success brings the roll of 3D6 plus 1 point per Expertise Level of the assassin, death is instantaneous and silent. If the damage does not exceed the body level of the victim, the damage is 1/4 of that rolled - probably critical but still bungled.

DISGUISE: The ability to create and wear some disguise so that people who know the wearer will not recognize him.

HIDE OBJECT: The ability to conceal a readily concealable object on himself or another person so that others will not easily find it.

DETECT/SPREAD RUMOR: The ability to get wind of any rumors currently circulating about people and events, and also the ability to spread such rumors (no matter whether they are entirely true or not) by finding willing listeners. The DETECTING Skill permits a Character to make discreet inquiries or to overhear others so as to acquire information on specific subjects. The SPREAD Skill permits a Character to find willing listeners to hear rumors he is fomenting or simply passing along. Failure in either chase could raise the suspicions of others as to the motives of the Character.

CON OTHERS: The ability to talk oneself out of a tight situation with an NPC or else to convince an NPC that one has a real deal for him, etc.

Making Of Poisons

The ability to make one poison per Skill Expertise Level and also the ability to administer it covertly to an unsuspecting victim.

Exp. Level	Poison	CON CR	Damage	Turns of	Cost	Availability of
		to Save	per turn	Damage	(Dose)	Ingredients
01	P/1	CR -1	1D6	1-3	20 CP	80%
02	P/2	CR -2	1D6	1-3	1 SP	75%
03	P/3	CR -3	1D6+1	1-3	1 SP	70%
04	P/4	CR -3	1D6+2	1-3	2 SP	65%
05	P/5	CR -3	1D6+3	1-3	3 SP	60%
06	P/6	CR -4	1D6+3	1-4	4 SP	55%
07	P/7	CR -4	1D6+3	1-4	5 SP	50%
08	P/8	CR -5	1D6+3	1-5	6 SP	45%
09	P/9	CR -5	1D6+3	1-6	7 SP	40%
10	P/10	CR -6	1D6+3	1-6	8 SP	35%
11	P/11	CR -7	1D6+4	1-6	9 SP	30%
12	P/12	CR -8	1D6+4	1-6	10 SP	25%
13	P/13	CR -9	1D6+5	2-7	13 SP	10%

After the poison is administered, the victim attempts a CON CR to save from the effects of the poison. A save permits the victim to move relatively freely, without cramps, excessive pain, etc., and also halves all damage to the Body Levels. A failure to save results in full damage rolled, and the victim must roll his CR again to avoid incapacitation. The CR level is reduced by the negative value indicated for the poison.

The cost of poisons per dose (20 to the pint) is for Assassins, and the availability of the ingredients is based upon a visit to an Apocathary who will ask no questions (halved for honest Apocatharies, and a CON OTHERS required to make the purchases). The ingredients may also be found in nature without cost, but at only 1/5 the availability chance.

Sleeping Potions corresponding to the poison types may also be produced. These act against Fatigue Levels only, upon failure of a CON CR, and a victim is incapacitated only when his Fatigue Level plus CON score is exceeded. The potions will produce 10 minutes of unconsciousness plus 5 minutes per level of the potion over SP/1 (SP = Sleeping Potion). Note that a save here means no effect to Fatigue Levels.

To administer a poison or sleeping potion covertly (without the knowledge of the victim) requires an SR (Skill Roll) on 1d100 equal to the DEX CR level plus the Thievish Skill Bonus. In some cases, a CON OTHERS might have to be rolled to get an intended victim to drink a potion.

The skill is also learned by Alchemists, Apocatharies, and Physicians as part of their normal vocations. It might be noted that an unscrupulous Apocathary or Physician could learn administer a poison/sleeping potion with little difficulty, as patients tend to take their medicine, however bad the taste. Fortunately, they tend to take their healing oaths seriously for the most part.

Variants on liquid potions can be in the form of powders to be blown in the face or dusted on food, or gases to be released by breaking glass spheres, etc. Such items tend to be most difficult to produce and are limited to those with Exper/13+, except for powders which could be put onto food. Powders for inhaling cost three times normal, as do gases.

Making Of Antidotes



he ability to make antidotes for poisons and sleeping potions, and also the ability to recognize which poison/sleeping potion was used on a victim. The correct antidote will reduce damage to 1/4 if administered before the poison has had a chance to kill a victim outright. It can also be administered up to 2 turns after the kill level has been reached, and will reduce the damage to 1/2. After that point, a poison has worked. If a victim is not dead, the antidote will reduce the damage to 1/2, and except for incapacity as if seriously wounded for the next day, the victim is able to function. Antidotes for sleeping potions will revive the victim like smelling salts.

The antidotes and their costs correspond exactly to the poisons and sleeping potions, and are denoted AP/1, ASP/1, etc. To administer an antidote correctly requires an SR (Skill Roll) on 1D100 equal to the DEX CR level plus the Thievish Skill Bonus minus the level of the sleeping potion or double the level of the poison. If a sample of the drug/poison is still present, however, anyone able to make it will instantly diagnose the type and prescribe the correct antidote.

Drugs & Poisons



he Assassin needs instruction from someone knowing how to make a drug or must find directions in a book or scroll on medicine. The following provide a sample of some of the drugs.

Delay: Few drugs have an immediate effect. The delay must pass before the drug starts to work. In this period, the right antidote will have maximum effect counteracting the drug.

Duration: The time period one "dose" of the narcotic will work its effects on the Fatigue Points of the recipient.

"Damage": To simulate the impairing effect of drugs, points will be lost from the recipient's Fatigue Points over a stated period of time. When Fatigue is reduced to zero, the victim has to make a successful Resistance roll to remain conscious.

Cost: The cost of the ingredients to the maker.

Price: The usual purchase price of one dose of the narcotic. It should be noted that the more expensive a drug is, the less likely it (or some of its ingredients) can be readily purchased.

Resistance Roll: Make a CON CR roll to resist a drug, and subtract the negative modifier.

In some cases, a drug will either have an effect or it will not, depending on whether the victim succeeds or fails in his resisted roll. For instance, *Aquae Mendax* fails to work if it is successfully resisted, but *Aquae Lethe* merely has its effect cut from -3 FP to -1 FP/minute because it is a powerful knockout potion.

Aqua Amore: "Water of Love"

Delay: 10 minutes

Duration: 4 hours

"Damage": -3 FP/minutes until asleep, then sleep 4 hours

Cost: 1,680 CP

Price: 3,600 CP

Resistance Roll: FER-2

An internally administered sleeping potion which causes the victim to fall quite hopelessly, passionately and desperately in love with the person seen in his dreams. The antidote works only if taken before the victim falls asleep. On awakening, the victim begins to pine for his (or her) dream lover and falls into a deep melancholy, is unable to eat or sleep and is not at all easy to get along with. FER checks at -2 are made daily to see if the victim "snaps out" of the dark mood for a 24-hour period. This continues until the "dream lover" is found in the flesh or till the "curse" is magically removed or exorcised by an Act of Faith.

Aquae Asinorum: "Waters of the Ass"

Delay: 5 minutes

Duration: 3 hours

"Damage": -3 FP/5 minutes

Cost: 25 CP

Price: 50 CP

Resistance Roll: FER - 2

An internally administered drug readily disguised when mixed with alcoholic drinks, especially strong beer. It has the embarrassing effect of rapidly reducing a victim to a drunken state so that he behaves like the proverbial "total ass" until he lapses into unconsciousness. The erratic behaviour begins when the victim's Fatigue is reduced by a half and it rapidly starts to degenerate after that. One dose is sufficient for 200 dr. of creature. Tripling the required dosage will act as a very powerful knockout drug, since it reduces a person's Fatigue by -7 FP/5 minutes.

Aquae Dolce: "The Sweet Waters"

Delay: None

Duration: 15 minutes

"Damage": -2 FP/minutes till asleep, then sleep 4 hours

Cost: 25 CP

Price: 50 CP

Resistance Roll: CON - 3

A powerful internally administered pain-killer which increases resistance to pain by applying a penalty of -1 to a FER roll to resist any incapacitation from pain. Once a character's Fatigue falls to zero, he lapses into unconsciousness. If not, he experiences euphoria and is happily erratic in behaviour until the drug wears off (in about 4 to 5 hours). One dose is required per 250 dr. of creature.

Aquae Lethe: "Waters of the River Lethe"

Delay: 10 minutes

Duration: 4 hours

"Damage": 3 FP/minutes till asleep, then sleep 4-8 hours

Cost: 3,600 CP

Price: 7,200 CP

Resistance Roll: CON - 5

A most destructive sleeping potion which acts to wipe all the memories of the victim. Only the administration of an antidote will reverse the amnesia and restore all his memories and his awareness of his identity. Roll 1D100 + 10 + INT to discover the percentage of personal memories he has restored to him. This amnesia does not affect any physical skill but will impair any mental skill.

Aquae Mendax: "Waters of Falsehood"

Delay: 1 minute

Duration: 1-3 days

"Damage": Disorientation, then affected for 1-3 days

Cost: 50 CP

Price: 240 CP

Resistance Roll: FER - 2

An internally administered potion which causes the victim to lie uncontrollably, sometimes at the most inopportune times. Characters having WIS 17+ are immune to this compulsion. The drug is sometimes taken by men facing interrogation under torture to prevent their revealing secrets, betraying their friends, etc. One dose is sufficient per 400 dr. of creature.

Aquae Nauseum: "Waters of Disgust"

Delay: 1 minute

Duration: 15 minutes then a victim sleeps 24 hours - CON

"Damage": -3 Fatigue/minute

Cost: 25 CP

Price: 50 CP

Resistance Roll: CON - 2

Internally administered "Mickey Finn" type of knockout drug with a definite tell-tale taste that can be masked by any alcoholic drink. Once this sleeping potion wears off, the victim awakes with a severe headache and the urge to vomit hourly for the next 12 hours. A CON CR is needed to fight off the nausea. Failure causes loss of -2 FP. One dose is needed per 150 dr. of creature. The drug is often used by Thieves. Triple the required dosage could be fatal (CON CR is required for the victim to survive).

Aquae Non Compus Mentus: "Waters of the Unsound Mind"

Delay: 1-3 hours

Duration: 1-10 days

"Damage": Psychosis

Cost: 480 CP

Price: 1200 CP

Resist Roll: FER -3

This insidious potion has the devastating effect of soon causing a victim to become mentally unbalanced for up to 10 days. At first, it seems to be only a very mild aberration. However, repeated administration of this vicious drug produces increasingly psychotic behaviour until the victim goes completely insane.

Flux Currente: "Running Flow"

Delay: 10 minutes

Duration: 26 hour - CON

"Damage": Laxative effect

Cost: 20 CP

Price: 40 CP

Resistance Roll: CON - 2

A medicinal powder which is a powerful purgative. It has a bitter taste, so to disguise it, Flux Currente is given in highly spiced food. Resistance rolls are made each hour of the drug's duration to avoid the sudden onset of the laxative effect. Each failure reduces Fatigue by -2 FP. One dose is sufficient per 500 dr. of creature.

Lapsus Memoriae: "Lost Memories"

Delay: 5 minutes

Duration: 10 minutes

"Damage": -5 FP/minutes till asleep, then sleep 24 hours

Cost: 430 CP

Price: 860 CP

Resistance Roll: CON - 3

A sleeping potion which acts to wipe most of a victim's memories of the previous 24 hours. The memories may begin to return in about a week. However, if the victim does not begin to remember who he is, etc., after 10 days, he never will! One dose is sufficient per 200 dr. of creature.

Laudnum

Delay: 10 minutes

Duration: 20 minutes

"Damage": -3 FP/minutes till sleeping, then sleep 6 hours

Cost: 40 CP

Price: 80 CP

Resistance Roll: CON - 5

A strong opiate, internally administered, made from poppies. It is a painkiller in normal dosages, with a +50% modifier to checks versus incapacitating pain. In a double dose, it acts as a very powerful sleeping potion. Men it is administered to human-sized beings. It produces a sense of euphoria at all times. Consider 1 dose as sufficient for 250 dr. of creature to kill pain and 2 doses as sufficient to induce sleep.

Vino Veritas: "Wine of Truth"

Delay: 10 minutes

Duration: 10 minutes

"Damage": Victim must answer 3 questions truthfully

Cost: 540 CP

Price: 1,080 CP

Resistance Roll: FER - 2

A potion that loosens the tongue. Men it is administered in an alcoholic beverage. Three questions may be asked of the victim, who can resist with a FER - 2. If he fails, he is compelled to answer the question truthfully and completely. However, he will also respond in a totally literal manner, so the question must be carefully phrased if a misleading answer is to be avoided.

Aquae Aeternum: "Waters of Eternity"

Delay: None

Cost: 2,880 CP

Price: 6,000 CP

Type: P/10

A powerful contact poison which totally incapacitates anyone failing a Stamina roll. Aquae Aeternum is toxic. Men introduced through any kind of a cut or puncture. If taken internally, it is quite harmless and is used by mystics to induce "visions". It is safe to swallow the poison, which acts as a powerful narcotic drug that produce vivid dreams (some would call them "visions") of spiritual realms and beings. Mediums and certain types of Shaman regularly use such a preparation. Sometimes, it is prepared in the form of a vapour bath, with steam arising from a heated bowl, which the mystic breathes in.

Aqua Draconis: "Venom of the Dragon"

Delay: None

Cost: 1,200 CP

Price: 2,400 CP

Type: P/8

Deadly toxin unique to the race of Dragons which sears and consumes like fire at a mere touch, causing unbearable pain. Failure of a CON CR incapacitates victims with less than CON 16. A contact toxin, it can be easily administered in strong drink, which masks

its sour taste from all but the most discerning palates. It can also be readily absorbed through the skin.

Aqua Mortis: "Water of Death"

Delay: 1 minutes

Cost: 4,800 CP

Price: 9,600 CP

Type: P/9

A very slow-acting and horrific toxin that is prepared from an infusion of 3 drops of water from the mythical Lake of Death in darkest Tartarus. Aqua Mortis causes the victim to hemorrhage from his bodily orifices. Administered internally, its taste can be masked only by sweet red wine. A contact poison can be made which, if smeared onto the point or edge of a blade causes uncontrolled bleeding from a wound until it is properly staunching by cauterisation.

Aqua Dulci: "The Pleasant Water"

Delay: None

Cost: 30 CP

Price: 60 CP

Type: P/2

An internally administered poison that can be disguised by putting it in strongly flavoured food or drink. It causes drowsiness and then sleep with pleasant dreams. Victims often die with smiles on their lips! Yet it is also a most efficacious sleeping potion when employed in moderate doses: 115th the lethal dosage acts as a very powerful sleeping draught and triples natural Fatigue recovery during the 1D10 hours the patient sleeps.

Aqua Hydrii: "Venom of the Hydra"

Delay: None

Cost: 720 CP

Price: 1,440 CP

Type: P/7

A toxin unique to the Hydra, venom so poisonous that it brings immediate, excruciating pain at the slightest touch. Failure of a CON CR incapacitates victims with less than CON 15.

Aqua Meduseii: "Blood of Medusa"

Delay: None

Cost: 2,400 CP

Price: 4,800 CP

Type: P/10

This is blood drawn from the left ventricle of a Medusa's heart. This is a highly virulent poison. Failure of a CON roll fully incapacitates victims under CON 16 for 1 hour. If they fail their initial CON roll, victims under CON 12 are paralysed for 21 weeks - CON. This contact poison is best administered by a sharp point or by edged weapon. It can also be incorporated in evil-tasting potions, passed off as medication which causes -1 Body point per day (ignore victim's recovery rate) for 13 + 2D10 days or until an antidote or appropriate Healing Magick or Act of Faith is performed.

Aqua Nagii: "Venom of the Cobra"

Delay: None

Cost: 40 CP

Price: 80 CP

Type: P/4

A toxin characteristic of the venom of the most poisonous snakes. It causes immediate and agonising pain. Failure of a CON CR fully incapacitates victims having less than CON 14. Incapacitation lasts 1 hour or until death ensues.

Aqua Papaver Somniferum Male Fide: "Water of Treachery"

Delay: None

Cost: 1,200 CP

Price: 2,500 CP

Type: P/6

"Water of Treachery" is a surprisingly tasteless, odourless toxin which can be prepared from resin of the Black Poppy. The poison has an outward effect quite like that of a related opiate drug, Laudnum. However, it is a very deadly toxin and kills in minutes. It is undetectable in red wine, but the pure poison itself is an oily, almost syrupy-thick jet-black liquid. When burned with fine incense and inhaled, it acts as a highly addictive narcotic, Black Poppy, which eventually "steals men's very souls". A CON CR at a penalty of - 5 is needed to avoid addiction on every exposure. Cravings start to arise about every three days and can be frighteningly intense after a week. Addicts will do anything to get the drug. A FER check is possible once per week to shake the

addiction.

Aqua Serpentina: "Venom of the Serpent"

Delay: 1 minute
 Cost: 20 CP
 Price: 40 CP
 Type: P/2

A toxin characteristic of the venom's of most vipers. It causes immediate, severe pain and the failure of a CON CR will fully incapacitate victims with less than CON 12. Contact poison. Incapacitation lasts 1 hour or until death ensues. Some venom will do -4 Body points of initial damage on the failure of the CON CR and then -2 additional damage is done every 5 minutes the toxin still remains in the victim's system.

Aqua Scorpionis: "Venom of the Scorpion"

Delay: 15 seconds
 Cost: 25 CP
 Price: 50 CP
 Type: P/4

A toxin characteristic of the venom's of highly poisonous insects and some arachnids. It brings immediate, racking pain and failure of a Stamina roll incapacitates all victims having less than CON 13. The incapacitation lasts 1 hour or until death. As a contact poison some venoms do -4 Body points of initial damage on failure of CON CR, then -2 additional points of damage are done every 5 minutes the toxin remains in the victim's system.

Aquae Stygium: "Waters of the Styx"

Delay: None
 Cost: 2,500 CP
 Price: 5,000 CP
 Type: P/12

An almost sure-fire but relatively slow-acting contact poison. It is three times as toxic when administered internally (-12 Body/minute), but that is a most unlikely possibility because it has a strong reek of sulphur and brimstone that cannot be disguised. A mere touch of «Waters of the Styx» sears like strong acid, raises instant blisters, etc., doing - 1D10 points of damage to the Body, but its full effects are obtained only by injecting it into the flesh with a pointed or edged weapon.

Aqua Talionis: "Walter of Retribution"

Delay: 10 minutes
 Cost: 100 CP
 Price: 200 CP
 Type: P/7

A truly vicious toxin if administered internally. It causes excruciating and incapacitating pain in the bowels. While odourless, its taste is unmistakable and must be masked by foods strongly flavoured with garlic or onions to disguise its presence. Few deaths are more painful (or awful to watch). However, if Aqua Talionis is sprinkled onto a wound, infection almost never occurs!

Aqua Vita Brevis: "Water of a Short Life"

Delay: None
 Cost: 700 CP
 Price: 1400 CP
 Type: P/10

A fast-acting and almost undetectable poison (clear liquid, quite odourless and almost tasteless). Failure with the initial CON CR roll results in the victim's instant, total incapacitation. A second CON CR check may be made one minute after the poison was taken. If it fails, the victim will die unless an antidote is given in time (before damage passes the limits of his Body levels).

Arsenicum "Arsenic"

Delay: None
 Cost: 10 CP
 Price: 20 CP
 Type: P/3

A toxic powder fairly typical of a wide range of common poisons available at moderate prices. Most are slow-acting and generally have some kind of telltale odour, taste, appearance, etc., which gives them away unless they are administered in food or drink. Even then, their presence may not be masked completely.

Dies Irae "Day of Wrath"

Delay: None
 Cost: 2,500 P

Price: 5,000 P
 Type: P/13

A frighteningly vicious poison that kills very, very slowly and it may be administered in sweets and pastries to disguise its taste. There is no known antidote except for a miraculous Great Healing once the poison has inflicted sufficient damage to bring about negative Body levels. Victims experience intense gastric distress and also have what seems to be diarrhoea arising from "natural causes" for all the outward signs are that the victim has typhus. In several hours, victims are totally incapacitated. If an antidote is administered before Body levels have fallen to negative levels or if a Great Healing is successfully performed before the victim's actual death, he will survive. Survivors suffer a long term reduction of the Body by 10% and also -2 CON for a full year (in the campaign world, that is, not in real time!)

Operating a Thief



player who has a Thief must make provision for "safe" quarters and a "hideout" when the "heat" is on. Thieves who are not guild members have a 90% chance of detection in the daytime and a 30% chance of detection at night; and a visit by the local Guild's Assassins will follow within 24 hours.

"Fencing Loot"



Thieves cannot dispose of any loot not in the form of coins without a Fence. The Master Thieves are the Fences, and they will give 10% to 50% of the value of gems, jewelry, and other loot. Roll a 1-6 die, with 1 or 2 = 10%, 3 = 20%, etc. Payment will be 1/2 on delivery and 1/2 in the following month when the loot has been sold.

Guild Organization



The Thieves and Beggars Guild is organized along the lines of a Secret Society. All Thieves, Beggars, Brothelkeepers, Prostitutes, and other members of the underworld are either in the Guild or affiliated with it. In small towns, the local Guild is headed by a Master Thief who has under him 1 Thief per 100 townsmen and 1 Assassin per 200 townsmen. In large towns and cities, each Master Thief has 2-12 Thieves in his "gang," and the Master of the Guild has 2-12 Thieves and 1 Assassin per 200 townsmen.

The Grandmaster and Master Thieves form the Inner Council of the Guild. They receive information from the beggars and other lesser denizens of the underworld, and know what is happening in the town 90% of the time. They also pay 10% of their income to the local authorities (if corruptible) for "protection," so they are often unassailable by "finks" who accuse them of complicity in crimes. As high officers of the Guild, they have great power over the lower ranks and complete control over all criminal activity in the town.

If there is "honor" among Thieves, it is an enforced honor. The Thieves Guild will attempt to avenge any "finking" on the part of its members with a most hideous death at the hands of the Guild Assassins. However, Thieves caught by the authorities will be subjected to torture:

- 1-25% = Thief tells everything he knows about the crime.
- 26-50% = Thief passes out. Resume questioning in 1-6 hours when he is fit again.
- 51-75% = Thief seriously injured by "rigorous questioning": 1-10 points of damage.
- 76-90% = Thief grievously injured by "rigorous questioning": 1-20 points of damage.
- 91-100% = Thief dies "under the question."

Torture can also be applied to extract information from spies and common soldiers who are captured by a patrol. The Nobility used the technique extensively. (Note: there can be no use of "curative" miracles or other means of restoring a tortured prisoner. Torture is torture, and one takes his chances when using it.) Characters with scores above 15 in Intelligence and Wisdom subtract -5% from the die roll for "sophisticated" methods. Each bout of "questioning" lasts 1 hours.

Daily Income



Thieves do not have a daily income as such, but players may roll to see if a successful mugging or pickpocketing has occurred between major "jobs." Remember to check for the detection of the Thief:

Victim is a yeoman: 1-6 SP (2-12 if a Freeholder).

Victim is a Townsman: 1-6 SP (3-18 if a business owner).

Victim is a Guildsman: 1-6 SP if a Journeyman and 8-48 SP if a Guild Officer. If a Guild Officer was "mugged," expect a call on the Guildmaster by the Town Watch. The "heat" is on and the Guildmaster is angry.

Victim is a Nobleman: 1-10 SP if a Knight; 1-20 SP if a Noble. Expect the town to be turned upside down if a member of the

Nobility was "mugged," with the "heat" on every member of the Guild not of Master Thief status. Everyone in the Guild is mad at the Thief.

The status of the victim may be determined by rolling on the Character Status Tables for random encounters. Penalties for bringing on the "Law" by mugging the wrong people is punishable by 50% fine for the next month's income, as soon as the offending Thief is able to come out of hiding.

In addition to their own "jobs," Guildmasters and Masters have daily incomes equal to a Goldsmith's from investments, profits on fencing operations, etc.



The Clerics



The Church was a powerful and influential force in the Feudal Period, with the highest ranking members of the Hierarchy comparable in power and status to the great Lords in the land.

The Clergy



The Clergy are members of the central Church institution and are, typically, ordained Priests. They are generally non-fighters unless serving as Chaplains in Religious Fighting Orders. They may not shed the blood of any creature, so they use the mace and related weapons instead of edged weapons. In battle they might wear a good chain shirt, when Noble will invariably be fairly well trained and capable of fighting as Knights. The main interest of the Clergy is the caring for their "flocks" and the performing of good works, while increasing the temporal power of the Church.

The Church is feudal in structure, with the Rector of a parish occupying much the same position in the Hierarchy as the Landed Knight does in the social order. Rural Deans have the supervision of a number of Parishes, and are comparable to Knights Bannerette. The Bishop is the chief cleric of the Diocese, ranking close to a Count or Marquis. His second-in-command, the Archdeacon, is a hard-nosed politician who maintains order and discipline. The Archbishop has Ducal rank and is the spiritual leader of a region equivalent to a province. Heading the nation is the Primate, comparable to the King in overall status. The Pope is the head of the Church and is chosen from the ranks of the Princes of the Church. A character has only a 5% chance of election on the vacancy of this highest of offices.

Advancement in the Church is by Influence exerted on a 1 to 1 basis. A Clergyman is ordained at experience level 5. After that, he must rise to high position by influencing his superior. He may gain a position as Chaplain to a Lord or may apply to the Rural Dean for a Curate's post in a parish. If he is very ambitious, he may apply to the Archdeacon for a position on the Cathedral staff as a Canon, declaring his interest in Church politics. Most Priests, however, will hope for a position as Rector, at best settling for a parish. Bishops and Archbishops come to their positions by influencing the Primate. 20% of the time, the King may be able to appoint a Bishop. The Primate is elected by the Grand Chapter of Bishops (number is set by the players), with a 25% chance of a vote by each one being in favor of the aspirant. If elections are lost (40% required for election), a non-player character is elected.

Minimum Requirements: INT/10, WIS/12 for Ordination to the Priesthood; otherwise, no limitation.

The Monastics



The Monastic orders are dedicated to the pursuit of prayer and meditation in the cloistered surroundings of the Monastery. Only Lawfuls may enter Monastic Orders, and advancement is by attaining experience, with each rank requiring two experience levels for qualification e.g.: a level 8 Monk would be a Precentor). A second requisite is a Bardic voice of 10, for a Monk must be able to sing the chants of the Order.

At levels 1 and 2 the Novice spends time in the fields around the Monastery and in the Cloister at hard, back-breaking labor, and he gains each level after 4 months less 1 week for each Wisdom point over 14. Levels 3 and 4 are spent as a Lay Brother, learning the chants, and he gains each level after 4 months less 1 week for each Bardic Voice point over 10. Those with Intelligence or Dexterity of 10+ will be taught to read and write, for they will be put to work illuminating Holy Manuscripts. When a Brother attains level 5, those with Alignments of 1, 2, or 3 will be advanced as candidates for the Priesthood and will subsequently serve as Chaplains and Abbots of the Monastery. Others will have only a 33% chance of such advancement. Experience after level 5 is earned as outlined in the chapter on Experience.

When a Monk becomes a Lay Brother, he acquires the ability to make Holy Waters, clerical potions embodying any curative miracle he knows:

SANCTIFIED WATERS: All such Waters require 7 petals from each of 7 fresh flowers Sanctified to BMR/E, 7 doses of water from a pure spring, and a Prayer II for Intervention. 7 doses of the Waters result. The Waters become the base for all Clerical preparation. The Waters also produce the following effects, no matter what preparation they are included in: (1) If deliberately touched by an Evil being (Demon, Undead, Lycanthrope), the Waters do 1D10 damage to bare flesh. (2) If in a container and handled by such beings, there is a 20% chance per turn that the waters will boil up, splashing everyone around within 5 feet and doing 1 D6 damage per dose contained. (If the container is closed, it will explode!) (3) If swallowed by such beings, they suffer damage as if poisoned by P/9 Poison. Sanctified Waters also have great value to Magicians, as they will reduce the BMR of any material under enchantment by -1 BMR level is applied at a ratio of 1 part per 10 parts of material being enchanted. A dose = 1/20 dr.

WATER OF LIFE: 1 dose per day. This is a cordial similar to Benedictine and it has limited curative powers (1-3 points from damage). It is sold at 1 SP per dose.

WATER OF HEALING: 1 dose in 50 days divided by experience level of the Monk. The Waters are equal to a Cure Minor Wounds and are sold at 3 SP per dose.

WATER OF GREAT HEALING: 1 dose in 100 days divided by experience level of the Monk. The Waters are equal to a Cure Serious Wounds or a Cure Disease and are sold at 10 SP per dose. The Waters will also act as an antidote to poison 25% of the time.

HOLY WATER: 1 dose per day. Holy Water will burn 1-10 points when employed against Undead or Chaotic Lycanthropes, and will bubble and steam in the presence of evil Demons and the like. Only Clerics may obtain Holy Water, which is also used in religious rites.

SACRAMENTAL WINE: Prepared from Sanctified Water mixed with Sanctified Wine and a spice, mixed 3:12:1, this sacred wine is used in the Mass. It also has the capacity to contain any Act of Faith beneficial to men, which the Cleric can bestow at 1/2 cost to Fatigue Levels. A Cleric may prepare 1 dose of Sacramental Wine per day. The wine is not for sale to the general public, and laymen who use it are considered to commit a sacrilege. It has no powers unless used by a Cleric. An Act of Faith requires a number of days to be placed in Sacramental Wine equal to 100 days divided by 1/2 the sum of the Cleric's experience level + Piety score.

A Lay Brother may also begin the illumination of Holy Manuscripts at level 3 if he has a Dexterity of 10+. Holy Manuscripts are equivalent to Magic Scrolls and may be used to contain Holy Words. Each page will take 10-100 days to illuminate and will contain 1 miracle of Command (dictated by a Cleric who knows it) which may be used by any Cleric able to read.

Friars



Characters who do not qualify for the Clergy or the Monastic Orders may become Friars. The Friars are simply not fitted to the discipline of the Monastery or the Clergy and are therefore able to move about with freedom. Some are of the classic Friar Tuck variety, worldly, pleasure-loving, and able to wink at the weaknesses and foibles of men, so long as they are not too wicked. Such Brothers have the ability to Sanctify Waters of Life and Holy Water, but they are really Fighting Clerics and often use weapons with an edge. They do not wear armor heavier than a mail shirt and metal cap, and invariably come from rural, Commoner stock. The Quarterstaff is their first choice of weapons for specialization. Each makes his headquarters in a small chapel in the woodlands, aids and abets Outlaws unjustly oppressed by wicked lords, and sides with the peasantry crushed by harsh, grasping nobles.

There are two classes of orders known as friars, or mendicant orders: the four "great orders" and the so-called "lesser orders".

The four great orders were mentioned by the Second Council of Lyons (1274), and are:

- The Dominicans, founded ca. 1216. The Dominicans are also known as the "Friar Preachers", or the "Black Friars", from the black mantle ("cappa") worn over their white habit. The Dominicans were founded by St. Dominic and received papal approval from Honorius III, in 1216 as the "Ordo Praedicatorum" under the Rule of St. Augustine. They became a mendicant order in 1221.



- The Franciscans, founded in 1209. The Franciscans are also known as the "Friars Minor" or the "Grey Friars". The Franciscans were founded by St. Francis of Assisi and received oral papal approval by Innocent III in 1209 and formal papal confirmation by Honorius III in 1223.



- The Carmelites, founded ca. 1155. The Carmelites are also known as the "White Friars" because of the white cloak which covers their brown habit. They received papal approval from Honorius III in 1226 and later by Innocent IV in 1247. The Carmelites were founded as a purely contemplative order, but became mendicants in 1245. There are two types of Carmelites, the Calced and Discalced Carmelites.
- The Augustinians, founded in 1255. The Augustinians are also known as the "Hermits of St. Augustine", or the "Austin Friars". Their rule is based on the writings of Augustine of Hippo. The Augustinians were assembled from various groups of hermits as a mendicant order by Alexander IV, from whom they obtained papal approval in 1255.

The lesser orders are:

- the Trinitarians established in 1198
- the Mercedarians, established in 1218
- the Servites established in 1240
- the Minims, established in 1474
- the Conventual Franciscans, established in 1517
- the Third Order Regular of St. Francis, established in 1521
- the Capuchin, established in 1525
- the Discalced Carmelites, established in 1568
- the Discalced Trinitarians, established in 1599
- the Order of Penance, established in 1781

The Military Orders



The Fighting Orders are of two types. One type of Fighting Cleric, a noble with an Alignment of 2, joins the household of a lawful lord as a Paladin (an Alignment of 1 joins a Fighting Order as such). Paladins seek great Quests to the Glory of God and are implacable foes of all evil in the world. They will gather around them a following of Knights and Sergeants of goodly character who share in this vision. The other type of Fighting Cleric is either a lawful man who wishes to serve the Church in a military capacity or else a Knight or Sergeant who has done wrong and has taken vows to atone for his guilt. Such Fighting Clerics live in a Chapter House and follow a Monastic life.

The fighting orders were exclusive bodies and did not welcome untested fighters (1) severe casualties required rapid-replacement of depleted ranks or (2) the applicant had a father or "friend" of rank sufficient to influence the Knight Commander of Chapter. Knights, Sergeants, and Men-at-Arms of level 6+ were welcome, however, whatever their former background (except convicted felons). Many Knights under vows were atoning for evil deeds and grievous sins, and high Alignments were no impediment to membership. Be forewarned, however! Enlistment tends to be for life and discipline is strict. Holy fighting orders were the medieval suicide squads and do battle against the infidel with true fanaticism.

Characters with Alignments of 1 or 2 may join holy fighting orders at level 1 by virtue of their devotion to God and their prospective Paladin status. However, they will be expected to be in the forefront of the eternal fight against Evil and must distinguish themselves as several cuts above the average. To qualify for Paladinhood a character must be well aspected (see "Astrology") and have at least DEX/11, STR/12, CON/11, APP/13, BV/15, INT/12, WIS/13 and FER/17. He becomes a Paladin when he reach level 5, as a squire qualify for knighthood, and obtains the following benefits:

- never checking morale when fighting Evil or creatures of Darkness like Undead.
- immunity to all forms of diseases.
- at level 11, he may call once for a warhorse. He have to pray for a night in a holy place then the dice are rolled for an Intervention. The warhorse is always a great Horse and will be obtained if the Paladin is successful at the end of a quest (what the quest should be is at the GM discretion).

Like all his brothers in the order, a Paladin had sworn woe of poverty and chastety. He must give all his possessions to his order and can't have any relationships with a person of the opposite sex. In return, the order and his brothers in arms take care of him. If he failed in his word, he lose all the benefits and clerical miracles God granted him and he become a fallen Paladin. True Love is the sole exception (ie: when both lovers will give their lives to save the beloved heart).

The Religious Fighting Orders exist as the military arm of the Church, although they are quite independent of the national Hierarchy and answer ultimately to the Pope. They have much the same goals as Knights, but do not seek the favor of ladies even if they will rescue them. Unless a Priest has joined such an Order, a member will have limited Clerical Powers, usually only Miracles #1 and 2. Paladins acquire all of the Miracles, however. (See "Clerical Fighting Orders" in the chapter on Heraldry.)



Inquisition

Christianity is engage in an apocalyptic battle against the Devil and his secret army of witches, who had enter into a diabolical pact. Accusations of witchcraft are frequently combined with other charges of heresy. The papal inquisition is staff by professionals, trained specifically for the job. Individuals are chosen from different orders and secular clergy, but primarily they come from the Dominican Order. The Dominicans are favored for their history of anti-heresy, education, and skill in debate. As mendicants, they are accustomed to travel and not interested in personal gain.

The Malleus Maleficarum (Latin for "The Hammer Against Witches"), a famous witch-hunting manual outlines how to identify a witch, what makes a person more likely to be a witch, how to put a witch to trial and how to punish a witch. The book, written by Heinrich Kramer and Jacob Sprenger, asserts that three elements are necessary for witchcraft: the evil-intentioned witch, the help of the Devil, and the Permission of God. The treatise is divided up into three sections. The first section refutes critics who denied the reality of witchcraft, thereby hindering its prosecution. The second section describes the actual forms of witchcraft and its remedies. The third section is to assist judges confronting and combating witchcraft.

The papal inquisition has developed a number of procedures to discover and prosecute heretics:

Investigation: When a papal inquisition arrive at a town it have a set of procedures and rules to identify likely heretics. First, the townspeople are gathered in a public place. Although attendance is voluntary, those who failed to show are automatically suspected, so most would come. The inquisitors would provide an opportunity for anyone to step forward and denounce themselves in exchange for easy

punishment. As part of this bargain they would need to inform on other heretics. In addition, the inquisitors can simply force people to be interrogated. Once information had been gathered, an inquisitorial trial could begin.

Trial: The inquisitorial trial generally favor the prosecution (the Church). The accused are expected to self-incriminate and did not have the right to face and question the accuser. It is acceptable to take testimony from criminals, persons of bad reputation, excommunicated people, and convicted heretics. Blood relationship did not exempt one from the duty to testify against the accused. The inquisitor can keep a defendant in prison for years before the trial to obtain new information. Despite the seeming unfairness of the procedures, the inquisitors did provide some rights to the defendant. At the beginning of the trial, defendants are invited to name those who had "mortal hatred" against them. If the accusers are among those named, the defendant is set free and the charges dismissed; the accusers can face life imprisonment. This option is meant to keep the inquisition from becoming involved in local grudges. A confession under torture is not admissible in court, although the inquisitor can threaten the accused with torture during the proceedings.

Torture: A papal bull entitled *Ad exstirpanda*, which authorized the use of torture by inquisitors. Torture methods that result in bloodshed, mutilation or death are forbidden. Also, torture can be performed only once. However, it is common practice to consider a second torture session to be a "continuation" of the first. People are also tortured by getting hung by their wrists, and have weights hung from their ankles.

Punishment: Among the possible punishments are a long pilgrimage for first offenders, wearing a yellow cross for life, confiscation of property, banishment, public recantation, or long-term imprisonment. Burning at the stake is only for the most serious cases, including repeat offenders and unrepentant heretics. Execution is done not by the Church, which is forbidden to kill, but by secular officials. The accused can have all of his property confiscated, and it is said that in many cases, accusers may have been motivated by a desire to take the property of the accused.

Inquisitors have the following abilities:

Experience

Level	Law	Library	Occult	Persuade	Psychology	Torture
1 Keeper	25%	10%	20%	5%	10%	10%
2 Keeper	28%	15%	23%	5%	13%	12%
3 Keeper	30%	20%	25%	7%	15%	15%
4 Keeper	33%	25%	28%	10%	20%	17%
5 Warder	35%	30%	30%	12%	25%	20%
6 Warder	38%	35%	33%	12%	30%	22%
7 Warder	40%	40%	35%	15%	35%	25%
8 Defender	43%	45%	40%	20%	40%	27%
9 Defender	45%	50%	43%	22%	45%	30%
10 Defender	50%	55%	45%	25%	50%	32%
11 Protector	55%	60%	50%	25%	55%	35%
12 Protector	60%	65%	53%	30%	60%	37%
13 Protector	65%	70%	55%	32%	65%	40%
14 Prosecutor	70%	75%	58%	35%	70%	42%
15 Prosecutor	75%	80%	60%	35%	75%	45%
16 Prosecutor	80%	85%	65%	40%	80%	47%
17 Inquisitor	85%	90%	70%	42%	85%	50%
18 Inquisitor	90%	95%	75%	45%	90%	52%
19 Inquisitor	95%	98%	80%	47%	95%	55%
20 Grand Inquisitor	100%	100%	85%	50%	100%	60%

Minimum requirements to become an Inquisitor: INT/10, WIS/12 and FER/11.

LAW: Represents the chance of knowing pertinent law, precedent, legal maneuver, or court procedure. The practice of law as a profession can lead to great rewards and political office, but it requires intense application over many years.

LIBRARY: Library enables an Inquisitor to find a given book or reference in a library or collection of documents, assuming that the item is there. Each use of this skill marks four hours of continuous search. This skill can locate a locked case or rare-book special collection, but Persuade, a bribe, or special credentials might be needed to get at the books.

OCCULT: The user recognizes occult paraphernalia, words, and concepts, and identifies grimoires of magic and occult codes when he sees them. The Inquisitor is familiar with the families of secret knowledge passed down from Egypt and Sumer, from Greece and Ancient Lore as well. Comprehending certain books may provide percentiles of Occult.

PERSUADE: Use Persuade to convince a target about a particular idea, concept, or belief. Persuade's effect lingers indefinitely and insidiously, for years perhaps, until events or another Persuade turn the target's mind in another direction. The successful application of Persuade might take an hour to several days, depending on what's being attempted.

PSYCHOLOGY: A skill common to all humans, it allows the user to study an individual and form an idea of his or her motives and character. In general, the keeper should make the rolls for this skill and keep the results secret, announcing only the information, true or false, that the user gained by employing it. Players should not expect that this skill penetrates skillful deceit unless the person's confidence somehow has been shaken.

TORTURE: The ability to get someone to admit he's an heretic or an agent of Evil, with 1 attempt being made every 30 minutes. The suspect must roll a CON CR-2 at each attempt or fall unconscious for 1-6 turns and loose 2-7 Body points.

Opus Dei



Opus Dei, formally known as The Prelature of the Holy Cross and Opus Dei, is an organization of the Church that teaches that everyone is called to holiness and that ordinary life is a path to sanctity. The majority of its membership are lay people, with secular priests under the governance of a prelate (bishop) appointed by the pope. Opus Dei is Latin for "Work of God", hence the organization is often referred to by members and supporters as "the Work".

Opus Dei center around criticisms for its secretiveness, its recruiting methods, the strict rules governing members, its acknowledged practice by celibate members of mortification of the flesh, its elitism and misogyny. Within the Church, Opus Dei is also criticized for seeking independence and more influence. The fact is that Opus Dei deploy best efforts to infiltrate the opponents of the Church to defeat them. While fighting orders are the Hammer of the Church, Opus Dei is the sharp knife which strikes the enemies at the decisive moment.

As a spirituality for ordinary people, Opus Dei focuses on performing sacrifices pertaining to normal duties and to its emphasis on charity and cheerfulness. Additionally, Opus Dei celibate members practice "corporal mortifications" such as sleeping without a pillow or sleeping on the floor, fasting, or remaining silent for certain hours during the day. They may also wear a cilice, a small metal chain with inward-pointing spikes that is worn around their upper thigh. The cilice's spikes cause discomfort and may leave small marks, but typically do not cause bleeding.

The head of the Opus Dei prelate is known as the Prelate. The Prelate is the primary governing authority and is assisted by two councils - the General Council (made up of men) and the Central Advisory (made up of women). The Prelate holds his position for life. Opus Dei's highest assembled bodies are the General Congresses, which are usually convened once every eight years. There are separate congresses for the men and women's branch of Opus Dei. The General Congresses are made up of members appointed by the Prelate, and are responsible for advising him about the prelate's future. The men's General Congress also elects the Prelate from a list of candidates chosen by their female counterparts. After the death of a Prelate, a special elective General Congress is convened. The women nominate their preferred candidate for the prelate and is voted upon by the men to become the next Prelate - an appointment that must be confirmed by the Pope.

Supernumeraries, the largest type, currently account for about 70% of the total membership. Typically, supernumeraries are married men and women. Supernumeraries devote a portion of their day to prayer, in addition to attending regular meetings and taking part in activities such as retreats. Due to their career and family obligations, supernumeraries are not as available to the organization as the other types of members, but they typically contribute financially to Opus Dei, and they lend other types of assistance as their circumstances permit.

Numeraries, the second largest type of members of Opus Dei, comprise about 20% of total membership. Numeraries are celibate members who usually live in monasteries run by Opus Dei. Both men and women may become numeraries, although the manors are strictly gender-segregated. Numeraries devote the bulk of their income to the organization.

Numerary assistants are unmarried, celibate female members of Opus Dei. They live in monasteries run by Opus Dei but do not have jobs outside the monasteries - instead, their life is dedicated to looking after the domestic needs of the monasteries and their residents.

Associates are unmarried, celibate members who typically have family or professional obligations. Unlike numeraries and numerary assistants, the associates do not live in Opus Dei monasteries. Those who show special talents are trained to serve as Spy. Spies have all of the abilities of Assassins.

The Clergy of the Opus Dei Prelature are priests who are under the jurisdiction of the Prelate of Opus Dei. They are a minority in Opus Dei- only about 2% of Opus Dei members are part of the clergy. Typically, they are numeraries or associates who ultimately joined the priesthood.

The Priestly Society of the Holy Cross consists of priests associated with Opus Dei. Part of the society is made up of the clergy of the Opus Dei prelate - members of the priesthood who fall under the jurisdiction of the Opus Dei prelate are automatically members of the Priestly Society. Other members in the society are diocesan priests - clergymen who remain under the jurisdiction of a geographically defined diocese. These priests are considered members of Opus Dei who are given its spiritual training. They do not however report to the Opus Dei Prelate but to their own diocesan bishop.

The Cooperators of Opus Dei are non-members who collaborate in some way with Opus Dei - usually through praying, charitable contributions, or by providing some other assistance. Cooperators are not required to be celibate or to adhere to any other special requirements.

In accordance with Catholic theology, membership is granted when a vocation, or divine calling is presumed to have occurred.

Minimum requirements to become a Spy: DEX/12, STR/12, INT/11, CON/12 and FER/15.



Clerical Powers

Clerics might be said to perform a kind of Magick, but it is of a miraculous nature. For the Cleric does not have to learn any spells and, in a sense, has no "spells" as such to learn. Rather, the Power comes to him from on High through an Intervention by the Deity.

Intervention

Intervention is a function of the basic Lawfulness of a Cleric. The more lawful he is, the greater the chance that his prayers will call forth a "miracle":

% chance of a Miracle = 90% - 5% per Alignment point over 1

Each time a Cleric desires to perform a Miracle, he must obtain a percentage die roll within the range indicated for a person of his Alignment.

Clerical Miracles

There are no spell levels for Clerical Miracles because the whole concept is meaningless. Clerics are the instruments by which miracles are wrought. As they rise in their holy vocation, they become more sensitized to the Divine Power and thus become capable of requesting a greater number of miraculous effects each day. For each 10,000 experience points a Cleric obtains, he has a chance equal to his chance of an Intervention to receive the benison of another Miracle. All men sworn to the service of the True Faith in Holy Orders begin with the ability to Cure Minor Mounds. Subsequent miracles are listed in a numbered order, and are acquired in the order in which they appear. The number also refers to the total number of miracles he may request in a day. If he had 80,000 experience points and was very lucky, a Cleric could have a Cure Minor Mounds plus miracles #1 to 8 in the following list. He could perform up to 8 miracles in a day, his capacity being equal to the number of the last miracle he acquired.

1. Cure Minor Wound plus
1. Purify Food & Water
2. Remove Curse
3. Cure Disease
4. Cure Serious Wound
5. Strength of the Holy
6. Cure Grievous Wound
7. Summon Lawful Monster
8. Find the Open Way
9. Recognize Evil
10. Smite the Godless
11. Walls of Protection
12. Holy Word
13. Holy Symbols
14. Part the Waters
15. Strength of the Holy
16. The Great Cure
17. Control Weather
18. Humility
19. Visions
20. The Wrath of God
21. Crusade

The effects of each miracle listed are given below.

1. **CURE MINOR WOUNDS:** A miracle which restores 6-10 points to a character's body and fatigue level. It may be received once per day. Physicians also have the power.
1. **PURIFY FOOD & WATER:** A miracle which will make spoiled or poisoned food and water usable for 1-10 people. However, the condition of the food must first be known.
2. **REMOVE CURSE:** A miracle which will dispel any one Curse or Evil Sending. The chance of success if an Intervention occurs is 5% + 1% per experience factor of the Cleric. If Ordained, the basic chance is 10%: if a Bishop, 20%: if a Primate or Pope, 25%.

3. **CURE DISEASE:** A miracle which will arrest a disease and begin recovery. Recovery time is 1-20 days. It may be received once per day. Physicians have the power.
4. **CURE SERIOUS WOUND:** A miracle which restores 10 points to a character's body plus 3 points for each point of fatigue lost by the Cleric. It may be received once per day. If placed in a Holy Water, 6-20 points may be restored. Physicians of experience factor 100 also have this power.
5. **STRENGTH OF THE HOLY:** A miracle which a Cleric may employ for 1 hour once per day. It increases his carrying capacity 50% and adds 2 x WDF to his fighting ability when combating enemies of the Church.
6. **CURE GRIEVOUS WOUND:** A miracle which acts as a Serious Wound cure but also causes bones to mend temporarily. It must be performed once per week for the time taken for paralysis to heal (10 x normal) to restore use of a limb. Similarly, disease caused by Mummies may be reduced to 1-20 days for recovery if such a miracle is performed. Physicians of experience factor 200 also have this power.
7. **SUMMON LAWFUL MONSTER:** A miracle which will summon any lawful monster within 250 feet in a dungeon or underground complex and within 2 miles above ground. The Lawful monster will give assistance to the Cleric until the immediate danger is over or, if it can communicate the answer, it will answer up to 3 questions. The time taken to arrive is relative to the speed of the creature and the distance to be traveled.
8. **FIND THE OPEN WAY:** A miracle which will show the Cleric the safest and best route out of danger for 1-20 turns. It may be employed but twice in one day. During the course of the miracle, the Cleric will Detect the presence of enemies, etc., up to 100 feet away, but will know their numbers or nature only 20% of the time.
9. **RECOGNIZE EVIL:** The Cleric will know which of his companions or those whom he meets are Chaotic, and he will recognize lies for what they are. Duration: 3-8 turns, with a range of 60 feet.
10. **SMITE THE GODLESS:** A miracle which a Cleric may employ for 1 hour once per day. It increases his hit probability by +10%, his chance of a critical hit by +10%, and adds +1 WDF when he is fighting chaotics and all servants of Darkness.
11. **WALLS OF PROTECTION:** A spell which permits the Cleric to create Walls of Stone or Fire as if a Magick User of PMF 25. At experience factor 200, the Walls are placed as if a Magick User of PMF 50.
12. **HOLY WORD:** A miracle which follows upon the utterance of words of Scripture which are relevant to the situation. Holy Words are equivalent to Spells of Command and a Cleric will acquire a spell of Command 20% of the Time for each 10 experience factors he attains once he has learned to use Scripture in this way. Such spells are acquired in order, beginning with the first spell of the Outermost Circle and ending with the last spell of the Tenth Circle. Only Clerics with a Wisdom of 15+ will be able to advance past the Third Circle.
13. **HOLY SYMBOLS:** A miracle which follows upon the inscribing of signs and symbols of Holy significance upon an object or wall. Holy Symbols are equivalent to spells of Illusion, and a Cleric will acquire them in the same manner as he acquires Holy Words of Command. However, only Clerics with Wisdom of 15+ may advance past the Outermost Circle. Inscribing the Symbol immediately produces the effect.
14. **PART THE WATERS:** A miracle which will open a path through the waters 10 feet wide and up to 50 feet deep for a distance of 10 feet for each 10 experience factors the Cleric possesses. It will be employed only to effect safe crossings of large bodies of water and to aid in flight, never to attack an enemy directly. Duration: until all have crossed over or until dismissed by the Cleric.
15. **STRENGTH OF THE HOLY:** A miracle like #5, only carrying capacity is doubled and the effect lasts 1-6 hours.
16. **THE GREAT CURE:** A miracle which acts as a Cure Grievous Wound, only 25% of the time a total cure is effected, with no recovery required. Diseases may be healed, the use of limbs restored, and even amputated limbs may begin to regenerate (1 month to complete restoration of 1 limb). Sight may also be restored, hearing, etc. If a Great Cure has happened, the Cleric will spend 10% to 60% of his fatigue points.
17. **CONTROL WEATHER:** A miracle similar to the level 7 spell of Ancient Lore.
18. **HUMILITY:** A miracle whereby the Cleric is transformed by a spiritual experience. It is possible only 95% of the time - 15% per Alignment point over 2. If the experience occurs, reduce the Alignment score by 1-6 points because of a total rededication to God and a turning away from personal goals. Only characters who undergo such an experience (Saints always do) can progress to the following miracles. Check only once per 200,000 experience factors attained hereafter.
19. **VISIONS:** A miracle appearing only to those with humility, whereby the Cleric has visions of the Saints and is able to speak with them asking 7 questions which they will answer truthfully. Only one Vision may be attempted per month, after fasting for 21 days without any other activity except prayer and meditation.

20. **THE WRATH OF GOD:** A miracle which only the Saintly may perform, the Wrath is a bolt of lightning which will harm only those who are chaotic, godless, or the enemies of the Church and its servants. The bolt strikes from the heavens and affects an area 10-60 feet in diameter and all those in it. Each figure in the blast zone suffer 20 + 9 x 1-6 dice of damage, are stunned for 1-6 turns, and will flee upon arising, if possible. No Magick Circle will stop the Wrath, but damage will be reduced to 50%. Even Demons will flee from such a terrifying blast of energy. If directed against the walls of a structure, the Wrath does instantly the damage of 1-20 Trebuchets striking that section of wall simultaneously.
21. **CRUSADE:** A miracle whereby the Cleric is able to preach a Crusade against the Infidel, and he has a 20% chance of convincing anyone he meets (human) that he should kneel and take the Cross. This miracle may be exercised for 3 months once every 3 years.



Miraculous Magical Effects

There is a chance that Clerics will have a miraculous power to cast Magick spells as well as perform miracles, provided he meets the minimum requirements:

% chance of Magick abilities = 60% - 5% per Alignment point over 1.

Clerics who have the ability to produce miraculous magical effects are "Primitive Talent" Magick Users and acquire spells in the same manner as all Primitive Talents do. There is also a chance that Clerics of superior Intelligence, Wisdom, and Charisma (15+ in all three traits) will be capable of Shamanistic Magick instead of Primitive Talent. In all cases, the focus of Power will be a Cross or Rod, and the "Totem" will be a Cherub or a Guardian Angel equal in power and fighting ability to a demon of the same class, but with an additional 80 experience factors. The Angel is capable of performing miracles as well as magical spells. The number of spells that can be performed are equal to the number of miracles that can be requested, for the effects are miraculous in nature.

Magick Users who take Holy Orders do not lose the ability to perform Magick and remain in the magical mode they practiced before becoming Clerics. However, they may not continue in magical research unless they are Lawful in Alignment, and Magick will be performed as before, with fatigue losses and normal targeting probabilities.

Prayer

All Clerics have the power of Prayer. Prayer is of four types:

PRAYER FOR DIVINE PROTECTION: Made at the expenditure of 1 fatigue point, such prayer protects the Cleric personally from Magick. (See "Spells of Protection" in the Magick Spells chapter.)

PRAYER I: Made at the expenditure of 1-6 fatigue points, such prayer enhances the supplicant's ability once per day to call down a miracle at +5% per fatigue point expended. It may also be used to reduce the BMR of any material to be enchanted into a Holy Water or Holy Device by 1 to 3 levels (once per material).

PRAYER II: Made at the expenditure of 1-6 fatigue points, such prayer requests an Intervention. If an Intervention occurs, no fatigue is suffered.

COMMON PRAYER: Prayer having the same effect for Clerics as Meditation has for a Magick User when enchanting materials. See also "Spells of Protection."

Benediction



ll Clerics in Holy Orders have the power to Bless others. A Benediction may be bestowed on any character in the service of the church or who is not a heretic, unbeliever, or any one fighting lawful opponents who are themselves behaving lawfully.

MONKS, UNORDAINED CLERGY: The benison must be given during a turn in which recipients are not engaged in combat. Morale checks are raised +5%, +5% is added to all hit probabilities, and mortally wounded characters will not die for 1-10 turns. Cost: 1 fatigue factor for every 2 turns of benefit.

ORDAINED CLERGY, ABBOTS: The benison must be given during a turn in which recipients are not engaged in combat. The effects are the same as for Monks and Unordained Clergy, except that an advantage of +5% or 1 pip is gained on all die rolls in the favor of the recipient. Cost is 1 fatigue point and the effects last 1 hour.

A Benediction may be bestowed on anyone up to 30 feet away from the Cleric, and in a kneeling position, or on anyone in a Church or Chapel.

Sanctification



hen reducing the BMR of any material to be used to make a Water or Device with Holy properties, Clerics are treated the same as Magick Users. Once the materials are prepared, the Cleric must pray for 2-21 days, after which time the miracle is placed in the Water or Device. Holy Words, of course, must be spoken.

SANCTIFIED SYMBOL OF FAITH: In Christendom, the Cross is the symbol of one's faith. If a Cross is Sanctified and Blessed, it has the power to ward off Evil Beings according to one's strength of faith. Demons must check morale at FER CR-6 to advance on a Cross held up to them, but if passing the test can continue their attack. Lycanthropes and Undead have the effects described in their Profiles.

HOLY RELIC: Saints martyred for the Faith become hallowed in themselves, and a bit of the hair or bone of a martyred Saint may have miraculous powers attached to it. If a genuine Relic is available, one Act of Faith will be in it, which may be received by any True Believer kneeling before the Relic and touching it to his lips. The chance of the Act resulting in a miracle is 60% plus the Faith percentage of the Recipient. Only 1 benefit may be received per day. Relics may also be objects belonging to Saints or used in the Passion, etc., of Christ--as in the case of the Lance that pierced his Heart during the Crucifixion. Such Relics will have three Acts of Faith in them, and also have great powers over Evil. Such Relics, once verified, must be Sanctified once per year by 1-3 priests (who can combine their MKL ratings to speed the process). Needless to say, there are plenty of fakes circulating, as the common people cannot understand that such items are of only limited power if not at least maintained by the Church. In any event, a True Relic will increase one's FER CR by +3 because of the belief that 'God is with One'.

HOLY SWORD: A Holy Sword is perhaps the most powerful weapon that can be encountered. It is forged for the purpose of combatting God's Enemies, and it can therefore be wielded only by one pure in thought, word, and deed. Such a weapon will not lend itself to any ignoble purposes and will not come from its scabbard if it is intended to be used badly. The weapon requires Sanctification by a Priest of Alignment 1-2 and subsequent enchantment by a Weaponsmith of Alignment 7-. A Holy Relic is placed in the hilt, and into the blade the Priest places STRENGTH OF THE HOLY, RECOGNIZE EVIL, SMITE THE GODLESS, HOLY SYMBOLS, and THE WRATH OF GOD on six separate Sundays once the blade is forged and fully Sanctified/Enchanted. On the seventh Sunday, REMOVE CURSE and 3 BLESSINGS are given, and the Sword receives its Power. When wielded by a man of the Faith with Alignment 7-, the following benefits accrue: (1) +25% bonus to Hits and Parries; (2) inability to be bashed by any opponent; (3) +10 points of damage to all adversaries; (4) an additional 1D10 points of damage to Lycanthropes; (5) an additional 1D20 points of damage to Undead and Demons; (6) ferocity in all combats, without Fatigue costs and at full number of blows for PCF rating; (7) +25% on all Critical Hit chances; (8) 1/2 damage from all blows struck against the wielder; (9) Amulet of Protection at Experience Factor/150, with no overlord effects if it fails to block a magical spell; (10) 1/2 damage from all magical spells; (11) immunity from all Black Magick; (12) ability to recognize all enemies for what they really are; (13) ability to inspire Demons, Undead, and Lycanthropes with TERROR at FER CR-7 while never fearing oneself. Such mighty weapons are rare indeed, and are usually forged to fulfill some great mission. The one Chosen to bear a Holy Sword is marked for life as one destined to meet terrible tests in the service of God, the Church, and all Mankind, and he cannot shed the burden once assumed because the Sword will not leave him until its work is done!

Undead



lerics have the same ability to turn away or command Undead as a Necromancer (See "Necromantic Magick" in the chapter on Magicians). Usually, an enchanted Cross or a Holy Relic will be employed in the process.

Abbots and Ordained Priests

Abbots and Ordained Priests possess a number of rites, sacraments, and abilities:

MASS & HIGH MASS: The central sacrament of the Church, the Mass establishes a Circle of Protection around the Church or area in which the Mass is held. All Evil Sendings, Demons, Undead, etc., are prevented from entering the charmed area, and all benefits of Benediction are felt by the celebrants. Duration: 1 hour for a Mass and 2 hours for a High Mass. No fatigue loss is experienced, and one Mass may be celebrated per day.

CONVERSION: The ability of a Priest to convert unbelievers at a percentage equal to 50% - 5% per Alignment point over 1. One person may be converted per 10,000 experience factors possessed by the Priest or Abbot. Conversion causes a reduction in alignment of 1-6 points.

EXORCISM: The ability to drive out a Demon possessing any individual, creature, or place. The Exorcism is always cast as a Magick spell, with targeting equal to the level of the Demon. If successful, the Demon must depart immediately and cannot trouble the victim or place for 2-7 months thereafter. The Cleric must be standing within 100 feet of the Demon and, once he has begun the rite, the Demon is powerless to stop him or harm him or his companions until the rite is completed.

CONFESSION: The ability of a Priest or Abbot to hear the confession of a Believer and grant him absolution. If the sins are at all serious, the Confessor may impose a penance on the penitent equal to a Geas. The Quest imposed will be to do some good work, difficult enough to match the sin but no vicious or overly deadly in nature. Believers must go to Confession at least twice per year on a High Holy Day, or they will receive no benefits from Interventions or Holy Waters and Devices. Pretty sins require an offering to the poor, etc., to atone, or else restitution to wronged parties.

INTERMENT: The rite by which a body is placed in hallowed ground and protected from disturbance by those who would defile it. Internment protects a body by rendering it even potentially usable by a Necromancer, etc., only 10% of the time.

SUPREME UNCTION: The final rite of the Church for the dying which increases the chance of Resurrection by a Bishop by 10% and preserves the body for 10 days. Persons who are slain in battle while having the benefits of a Benediction will have the remaining time to receive Supreme Unction so long as the Priest or Abbot can reach his side.

Bishops

Bishops have a number of rites, sacraments, and abilities in addition to those they possess as Priests:

EXCOMMUNICATION: The rite by which a Believer is cast out of the Church and is denied all benefit of clergy. The Excommunicated person is shunned by all lawful people, loses all of his Influence with lawful persons, and his vassals are released from their oaths of homage and fealty. This powerful expression of Church disapproval cannot be employed without good reason and the Pope has the final say on its validity (it remains in effect until the appeal succeeds).

ORDINATION: The power of a Bishop to elevate a cleric to the Priesthood.

RESURRECTION: The power to raise the recently dead. A body takes 3 days to begin decaying, after which -5% is lost from the chance of Resurrection per day (see "Constitution" in the chapter on Prime Requisites). Bishops with Alignments of 1 or 2 may raise bodies dead for 30 days without penalty, but recuperation time is twice as long afterward. The Constitution of a raised character falls 1 or 2 points each time he is killed, for purposes of subsequent Resurrection only.

Primates

As spiritual leaders of entire nations, Primates have special powers and rights:

CORONATION: The right to crown the King. If there is no Primate, an Archbishop or two Bishops may perform the ceremony.

INTERDICTION: The power to place the entire nation under the Ban, denying all men the benefit of Clergy save those in the direct service of the Church. It is usually directed at Kings who have grievously oppressed the Church by committing crimes against members of the Clergy. It is never employed without unassailable reasons, and only if the King has proved to be unrepentant and stubborn in his stand.

INVESTMENT: The right of the Primate to invest a Bishop or Archbishop with his Diocese. This is in direct conflict with the desire of the King to have control over who holds land as a "tenant-in-chief" in his nation, and there is a 20% chance he will disagree and make an issue out of an Investment unless he has already agreed to the candidate.

The Pope



As the Spiritual Father of all believers in the True Faith, the Pope has powers like those of a Primate except for Coronation (unless also a Primate or dealing with the Holy Roman Empire). He is the supreme head of all international Clerical Fighting Orders and Monastic Orders, and he has several prerogatives:

PROCLAMATION: The Pope may issue "bulls" and other documents regarding the practice of the Faith, and may hear appeals from the decisions of Bishops and Primates on such matters as Excommunication and Interdict.

CRUSADE: The Pope may proclaim a crusade against the infidels at any time.



Druidism



In the Celtic religion, the modern words Druidry or Druidism denote the practices of the ancient druids, the priestly class in ancient Celtic societies. Druids hold the cultural repository of knowledge in an oral tradition, using poetic verse as a mnemonic device and to ensure the fidelity of the transmission of knowledge over time. Similar to the monks of the Christian era following, they combined the duties of priest, judge, scholar, and teacher. The core points of Druidic doctrine is their belief in the transmigration of the soul, especially its reincarnation after death, and their practice of human sacrifice. Their reported reverence for various aspects of the natural world, such as the ritual of oak and mistletoe. Druids' instruction is secret, and is carried on in caves and forests. Druidic lore consisted of a large number of verses learned by heart, and it could take up to twenty years to complete the course of study.

Their influence is as much social as religious. Druids use not only to take the part that Clerics would, but are often the philosophers, scientists, lore-masters, teachers, judges and councilors to the kings. The Druids link the Celtic peoples with their numerous gods, the lunar calendar and the sacred natural order.

Minimum requirements to become a Druid or Ban-Druí (Druid woman): CON/10, INT/12 and WIS/10.

Rituals & Sacrifices



A sacrifice acceptable to the Celtic gods had to be attended by a druid, for they are the intermediaries. Before a battle they often throw themselves between two armies to bring about peace. Druids predict the future by observing the flight and calls of birds and by the sacrifice of holy animals: all orders of society are in their power... and in very important matters they prepare a human victim, plunging a dagger into his chest; by observing the way his limbs convulse as he falls and the gushing of his blood, they are able to read the future. The victim is either a criminal or a prisoner of war. Human sacrifice is the reason why druidism is outlawed and persecuted by the Church.

Anything growing on oaks are regarded as sent from heaven and a sign that this tree has been chosen by the gods themselves. Mistletoe is, however, very rarely found, and when found, it is gathered with great ceremony and especially on the sixth day of the moon... Druids prepare a ritual sacrifice and feast under the tree, and lead up two white bulls whose horns are bound for the first time on this occasion. A priest attired in a white vestment ascends the tree and with a golden pruning hook cuts the mistletoe which is caught in a white cloth. Then next they sacrifice the victims praying that the gods will make their gifts propitious to those to whom they have given it. If given in drink, the mistletoe will give fecundity to any barren animal, and is predominant against all poisons.

Druidism Powers



Like Clerics, Druids perform a kind of Magick of a miraculous nature. They do not have to learn any spells, the Power comes to them from an Intervention by the Deities they pray. For each 10,000 experience points a Druid obtains, he has a chance equal to his chance of an Intervention to receive another Power. The number also refers to the total number of powers he may request in a day, his capacity being equal to the number of the last power he acquired. Furthermore Druids have the ability to produce magical effects like "Primitive Talent" Magick Users. They acquire spells in the same manner as all Primitive Talents do, the type of spell depends directly of the Deity they are worshipping (see "Druidic Deities").

1. Blessing the Goddess plus
1. Rowan Grove
2. Restore Plants
3. Blight/Wither
4. Thorn Darts
5. The Open Way
6. Tangle Weeds
7. Cure Blight
8. Grow in Haste
9. Speak With The Plants
10. Faerie Ring
11. Warp Wood
12. Overgrown Path
13. Glade Of Dreams
14. Hedge Of Thorns
15. Wooden Bridge
16. Insect Pests
17. The Green Way
18. The Green Wood
19. Old Man Willow
20. Kinship
21. The New Forest

The effects of each power listed are given below.

1. BLEESSING OF THE GODDESS: Known by various other local names, this fertility spell affects a minimum of 3 acres x MKL and plants in the area double their yield. The spell can be cast on a particular group of season. The cost increases by 5% FP per acre over 3 acres.
1. ROWAN GROVE: This enables the Druid to find a stand of Rowan trees, which provide a bonus of +21% to any protection spells used against Faerie attacks and Faerie-cast magick so long as he stays within the bounds of the grove.
2. RESTORE PLANTS: This causes rapid healing of damage done to a plant by the elements or by physical or magical attack. By casting the spell as a 1-day ritual, the Druid can restore 1 acre of plant life x MKL, a valuable talent when crops are flattened by storms, etc.
3. BLIGHT/WITHER: This affects vegetation (not trees) in an area of 1 acre x MKL by quickly stunting plant size and reducing crop yield to one half. The spell can be cast on a particular group of plants only once per season.
4. THORN DARTS: This creates a dart for every 2 MKL the caster possesses. The caster can gather thorns beforehand and must have the right number of thorns in hand to throw them at the target(s). The darts may be fired at one or more targets.
5. THE OPEN WAY: This opens a path three feet wide through any natural and most magical plants barrier (except for Faerie Ring).
6. TANGLE WEEDS: This causes undergrowth to hinder movement. Cut movement speed in half. Those moving faster than a walk must succeed with a DEX CR - 2 or fall to the ground. Fast movement is at the normal speed but expends 1 FP per 10 feet in combat and per 100 feet in travel mode.
7. CURE BLIGHT: This spell cures blight in a tree or plant and restores it to health. However, if cast as a 30 minute ritual at triple FP cost, the spell restores 1 acre x MKL back to health.
8. GROW IN HASTE: This causes a single plant (including trees) to grow very rapidly to its mature size. If fruit or nut bearing, as it visibly grows, it flowers and the fruits form and ripen. The spell can be placed in a seed, berry, nut, etc., and activates when planted. The number of plants effected can be extended to 1 acre's worth of grain seed or vegetables, 7 bushes, or 1 tree x MKL at cost of 3 FP per MKL of plants affected. It can also be made an "instantaneous" effect by doubling the FP cost if a single plant is involved.
9. SPEAK WITH THE PLANTS: This enables communication with plants on a very simple level. The Druid may ask one question per 3 MKL. The plant will answer to the best of its knowledge and in literal factual terms. (Plants are not noted for their intellects!) The questions must be stated simply and directly in seven words.
10. FAERIE RING: This creates an enchanted ring of toadstools that protects those inside it from magick and magical beings. Neither can any magick be cast outside the ring. It must be cast in wooded areas. Those inside see through Faerie Glamour and most illusions as if they had True Sight. No magical creature can pass the bounds, especially Faeries, but also undead, Demons, Spirits, etc., without passing a FER CR - 7. Crossing it inflicts 4d6 damage points, with a minimum of 10 points of damage. Living creatures may enter and leave

freely. Goblins, Trolls, etc., must succeed with a FER CR to enter the charmed circle but suffer no damage.

11. WARP WOOD: This warps 3 dr. of wood x MKL of caster. Once warped, the wood becomes brittle and bent. On any successful hit or parry, the weapon shaft shatters! Warped missiles have a penalty of -25% to hit. Warped bows and crossbows shatter when fired. Wooden shields shatter when a Critical Hit is scored against them. A Druid knowing this spell may dispel the effects. Wooden magical armaments resist the spell at 5% x the "+" rating of the weapon. Ego weapons are unaffected.
12. OVERGROWN PATH: This causes plants in the area to all but obliterate any signs of passage. A tracker must proceed at 1/2 walking speed. He must succeed with a INT CR - 3 to find the trail. Check every 50 feet and if he loses the trail, he must spend 6 minutes x MKL searching before he can check again. After three hours, such a trail is too cold to follow.
13. GLADE OF DREAMS: This spell opens a small clearing in the forest to provide a secure campsite for the night. For 100 feet round about beyond the clearing, dry twigs, leaves, etc., act as sentinels and make noises that alert those in the Glade of Dreams to the presence of intruders. Make a Forester's Stealth roll every 20 feet to avoid making noises. Anyone not using Forester's Stealth always sets off the magical alarm system. If certain trees are present in the area, bonuses apply:
 - Rowan (mountain ash) trees guard against stealthy approach by Faeries (see Rowan Grove) giving a -21% to the person trying to approach.
 - Oak trees warn against the stealthy approach of Demons, Undead and other Spirits by rustling their leaves giving a -21% to the person trying to approach.
 - Mistletoe growing on oak trees enhances a Druid's magick by +7% when casting from within the glade.
 - Yews warn against stealthy approach of deadly forces and foes with deadly intentions by creaking their branches loudly giving a -21% to the person trying to approach.
 - Elders enhance a witch's magick by +7% when casting from within the glade.
14. HEDGE OF THORNS : A Hedge of Thorns can be cast wherever there are bushes. The plants become a thick, intertwined hedge of sharp thorns which do 2-20 damage points to any living creature of small dog-size or larger attempting to force through and also to corporeal Undead. The Druid creates a 5 feet thick, 5 feet high and 10 feet long section of Hedge per MKL. He can bend and shape the thorn barrier any way he desires. Breaking through needs a STR CR - 1 per foot of Hedge thickness. Chopping through is possible but each foot of Hedge thickness can sustain 21 points of damage.
15. WOODEN BRIDGE: This enables the Druid to bridge a gap with a wooden span three feet wide for the length of his spell range. There must be trees nearby, which literally lean their trunks horizontally over the gap. If oak is used, the bridge becomes permanent unless the Magus dispels his magick before the spell ends. Other trees spring back vertically at the end of the spell.
16. INSECT PESTS: This either attracts or drives off insect pests or animal pests that could damage or destroy crops or trees. The area affected is 1 acre x MKL but the area can be extended by +1 acre at a cost of 1 FP with no upper limit except for the FP of the Druid. Pests will not return for 1 week x MKL of the caster.
17. THE GREENWAY: Opens a grassy path before the Caster and enables him to pass through dense vegetation as if walking on a good road! The vegetation closes in behind to impede any pursuit and to conceal the trail.
18. THE GREENWOOD: A potent, protective spell that guards trees and plants from the ravages of fire. Vegetation within the protected radius of 100 feet x MKL resists ignition and cannot be set ablaze unless casting a Fire spells by a Mage of higher level. Even if a fire is kindled, it burns fitfully and has a chance of going out equal to 5% x MKL of the Caster, checked every 3 minutes.
19. OLD MAN WILLOW: In every forest, growing beside a stream or pool, there are a few ancient willows that can be "awakened". The spirit of such a tree is sentient and also highly malevolent towards intruders in the forest. "Old Man Willow" casts a continual Summoning for 1 mile round about it at MKL/10. Those attracted by its call will be unconsciously attracted to the tree and will lie down to rest under its shade. The tree casts a powerful Sleep spell over them at MKL/10 and, when they drift off, it embraces them. Only those knowing this spell are immune to the call and to the Sleep spell.
20. KINSHIP: In learning this spell, the Druid enters into a close and mystical relationship with the entire Animal Kingdom. On casting the spell and quietly saying, "We are brothers, you and I," he is able to approach even the most ferocious beasts, walk among them, etc., without their becoming alarmed and fleeing or attacking him. He enjoys a bonus of +21% in any spells or skills that command or train animals of all kinds.
21. THE NEW FOREST: Literally alters the layout of a large area of woodlands so that it is no longer familiar to those who knew it before the spell was cast. Trees and plants move to different locations,

ground cover obscures outcroppings of rock, grows over paths, roads, etc., that might have been landmarks and so on. Other formerly overgrown features might be exposed, again altering the appearance of the landscape. Only vegetation shifts, but that is usually enough to completely mask physical features or so alter their appearance so they are not recognisable. This powerful defensive spell creates a natural maze in which it is easy to become disoriented and lost. Only a Druid knowing The New Forest can determine the outlines of the new landscape quickly by Divining what the spell caster had done.

Druidic Cults & Deities



The mythology of a religion is its recorded communications between the divinity and the worshipers. The mythological actions of the deity determine appropriate actions for the worshipers who wish to partake of their god's power.

The deities all are associated with certain Runes. Use of these runes in cult functions would be one of the more obvious marks of the nature of the deity worshiped. The runes may be understood as vehicles of power, channels of definition, or foci to manifest their symbolic abilities. Similar Runes do not mean an automatic friendship between cults, but at least indicate similar interest.

There are always special days of worship for the cults. For most cults it is a day wherein all worshipers will attend special rituals wherein they can actively enter into the magical world and partake of ceremonies blessed by the physical attendance of their deity. A typical Holy Day worship requires minor sacrifice to the deity. On High Holy Days worship requires major sacrifice during a ritual sacrifice wherein they commune directly with the immortals.

Many cults will have requirements to join as a Lay Member. These may be of birth, ability, money, or whatever. Lay Members are required to join a cult each time that they attend its services, unless they already belong. It is unusual to belong to more than one cult and may be forbidden in certain circumstances.

Initiation into a cult is a serious step, for individuals pledge themselves to the focus of a single divine entity. Unlike Lay members, who have free association with other cults, Initiates are allowed to partake only in rituals of their own cult, and its Associated and Friendly cults. Pledges are serious, and if one wishes to quit a cult after initiation, there is a brief reprisal against the one who would deny his deity. This reprisal is attempted each time by the appropriate Spirit of Reprisal, mentioned later in the Subservient Cults. Initiation into a cult requires that a person be a Lay Member in good standing and that they have a sponsor who is already an Initiate, although interpreting this custom varies widely. Some cults demand that the Initiate candidate have certain items, monies, or other tokens of sacrifice. Initiates must have reached level 5 and will also have to pass a test.

Initiates of the cult will be expected to do more than any lay person. They will also be expected to uphold the cult likes and dislikes much more stringently than Lay Members, who can quit virtually whenever they wish. Initiates do not have that option, but are pledged to the faith. Initiates are required to attend cult functions. They also may be called upon to do cult business. Most cults demand a tithe of income, usually 10%. Initiates get more benefits from their status than any lay person does. Initiates will lead the general congregation during ceremonies, and will always receive preferential treatment in cult activities. Many cults offer food, healing, ransom, and so on to Initiates. The particulars are special to each cult.

Cult of Beli Mawr, the Rebel God

- Requirements: Lay Members must have reached their maturity (between 16 and 20 for humans) and must make the choice to join by their own free will.
- Spells: Commands.
- Sacrifice: to crucify a sentient being with his head downwards on the night of Beltane.
- Benefits: Because of the wandering nature of this cult there are rarely any board or food supplied by the cult. Ransom or liberating Lay Members is also not required of the cult.
- Restrictions: Their hatred of chaos is intense and undisguised.
- Lay Membership: Lay Members are expected to act in accordance with the wishes of their priests and to come to the aid of the cult.
- Initiate Membership: The prospective Initiate must have belonged to the cult for at least a year as a Lay Member, and must make a formal rejection of former cult ties and swear to devote himself "to the winds." He pledges himself to follow his priest and his god. He must have a sponsor who is already an Initiate. He must pass a test given by the Priest.



As a rebel, three forms of the god are recognized. Beli Mawr the

Warrior is the most widespread, for his god-form appeals to those who wander and adventure. Beli Mawr the Murderer is the treacherous god aspect and is worshiped by Thieves and Assassins. Beli Mawr the Victorious is the King of the Gods, and is worshiped by chieftains and nobles and poets.

Funeral rites for the Adventurous cultists requires burning the body while chanting. There is then a song to command the soul to the winds. A smoky fire is made and grave goods are included to assist the person in the land of the dead. Among his dead, some souls will know freedom for a while, but others may be chosen by Beli Mawr to serve in his band of heroes.

Beli Mawr guarantees to his loyal Initiates that he will go and get their soul if the body is not treated with proper burial rites, using one method or another. This way the Adventurers need not fear dying in a strange land among foreigners.

Druids of Beli Mawr like to have their shrouded bodies tied into trees or sometimes held aloft by specially built racks. Other places simply ask for a burning, preferring to use smoky fires. Prayers send the soul to the wind, storm, and quiet air.

Cult of Brân, God of Justice

- Requirements: none.
- Spells: Detection.
- Sacrifice: to cut a murderer's throat on each equinoxes.
- Benefits: Lay Members may farm, hunt, or live on lands owned by the cult. All buildings and livestock are also owned by the cult, though ownership of personal private property is respected.
- Restrictions: They never must disguise themselves and never eat fish, potatoes, or raw eggs in any form.
- Lay Membership: Lay Members always support the Truth in all they do, and suffer expulsion if discovered to be lying to the detriment of the cult. Simple lying to outsiders is frowned upon, but has no set punishment.
- Initiate Membership: Lay Members who worked for the Cult for two years may become Initiates. Initiates are required either to spend two weeks per season for the cult.



The dead of this cult are burned at dusk with smokeless fires if they have not risen after seven days. Services begin with a great mourning and the burning, then wine or beer follow, as do victory paeans and the call for the soul to join with the Sun. At dawn the sunrise is read for omens, and the ceremony concludes.

Cult of Brighi, Goddess of Sacred Waters

- Requirements: none.
- Spells: Basic Magick Water.
- Sacrifice: to drown a virgin on the winter solstice.
- Benefits: none.
- Restrictions: none.
- Lay Membership: Lay membership is given free to all living people.
- Initiate Membership: Initiates must be willing to disavow all previous cult connections and stand by the rules of this cult. Initiates always are expected to help defend their priest, and to assist in rituals and other magical acts. They must usually help provide for his upkeep as well by providing food and shelter.



The cult dislikes gods in general, but is willing to compromise itself in favor of being left alone when possible. Still, it is a hostile world full of imminent dangers, and the cult distrusts all which it has not conquered. Conquest for this cult is always temporary, so they are very cautious. However, there is no particular dislike of any deity beyond any other, save for two. The most hated deity is Death, which separated the men from the gods and robbed humans of their birthright. The second most hated is Chaos, which is a specialized form of Death, but capable of destroying the gods as well as mortal beings.

The cult assures its worshipers that they will continue to have a personalized existence after death. They cannot guarantee any quality, nor any future for that existence. All magics and functions of the cult prove those facts to worshipers. The cult also insures that the living will never be bothered by the souls of the dead if they follow their priest's rituals and rules.

Cult Of Crom Cruach, God of Fertility

- Requirements: none.
- Spells: Basic Magick Earth.
- Sacrifice: to burn a human being on the summer solstice (Burning Man bonfire ritual).
- Benefits: Lay Members also receive protection and a sustenance from their community.
- Restrictions: The cult has an inherent disdain for those called Dwarves, for they are makers and not growers.
- Lay Membership: Lay Members must always report whenever they see someone doing damage to the woods and obey the commands of their cult leaders.
- Initiate Membership: Candidates for Initiation must prove themselves to be ready for adulthood in the clan. They must have been Lay Members for at least 2 years.



All worshipers believe in successive births and rebirths through many lives in a long organic growth process which will lead towards the glory and unification of their consciousness with that of their goddess. They believe that adhering to the right worship will speed that process, and most rituals and magics of the race will intensify and prove these feelings. The worshipers bury their dead. They sing gentle songs, and then the priests accompany the newly dead to the Other Side.

Cult of Dagda, God of Life & Death

- Requirements: Almost anyone can be a lay member.
- Spells: Necromancy.
- Sacrifice: to behead an adulterous man on the night of Hallowe'en.
- Benefits: The cult can provide healing for members.
- Restrictions: Former Initiates of Dagda are few. Such of those who violate the cult dictate will be hunted by cult members until they get them.
- Lay Membership: There are no unusual requirements in remaining a Lay Member of the cult.
- Initiate Membership: The prospective Initiate must have been a lay member for at least a year. He must then convince the Initiate under whom he worships to sponsor him the next time that a Druid officiates at ceremonies.



Dagda is a figure of immense power, armed with a magic club and associated with a cauldron. The club is able to kill nine men with one blow; but with the handle he could return the slain to life. The cauldron was known as the Undry and was said to be bottomless, from which no man left unsatisfied. He also possessed Daurdabla, also known as "the Four Angled Music", a richly ornamented magic harp made of oak which, when the Dagda played it, put the seasons in their correct order; other accounts tell of it being used to command the order of battle. He possessed two pigs, one of which was always growing whilst the other was always roasting, and ever-laden fruit trees.

Dagda is a High King of the Tuatha Dé Danann after his predecessor Nuada was injured in battle. His lover is Boann and his daughter is Breg.

Despite his great power and prestige, Dagda is sometimes depicted as oafish and crude, even comical, wearing a short, rough tunic that barely covers his rump, dragging his great penis on the ground.

"Resurrection" is a regular cult function and High Priests will bring back devout worshipers as Undead if possible. For persons beyond resurrection, local preference always is given to burial functions. Priests and Lords will have their bodies preserved until the full moon, but others will be taken care of right away.

Cult of Danu, Goddess of Animals

- Requirements: Membership in the cult is permanent for all Lay members unless they are outlawed.
- Spells: Communication.
- Sacrifice: to cut a bull's throat at dawn of Samhain.
- Benefits: As a result of Lay membership the peoples may partake of the gifts of the goddess. This means that they have food, clothing, and the tools and implements made from the bodies of the beasts.
- Restrictions: The worshipers of this goddess hate all animals or people who



would seek to kill the beasts of their herds without knowing the proper prayers and worship to send the souls of the beasts back to their Goddess. This includes all carnivores and non-cultists.

- Lay Membership: Lay Members must worship each week with the cult and maintain the cult prejudices.
- Initiate Membership: Initiate membership requires that a person have been a Lay Member in good standings.

The cult of Danu promises to its members that there will be a continued life after death, and that worshipers who are respectful and observant of her practices will receive recognition by her in the afterlife. The cult believes in the cyclical reincarnation of souls, and promises that priests and selected Initiates will be able to spend some time in a blissful paradise between lives. Heroes of the cult retain their identity even after death, and are removed from the cycle to remain with their goddess in the afterlife to aid her. Members of this cult are always buried after they die. When burying a priestess, the warriors chant the prayers of the Peaceful Cut over the grave, and priestesses do earth rites by sacrificing herd-beasts and letting the blood flow upon the grave.

Cult of Fal, the Aware God

- Requirements: Apprentices must pass a basic INT CR.
- Spells: Legend Lore.
- Sacrifice: to tear a prisoner's liver on the Walpurgis night.
- Benefits: Guards or workers on research projects, such as digs into ruins, will be taken from Lay Members if possible.
- Restrictions: They despise any who would limit or destroy knowledge.
- Lay Membership: All Lay Members take a vow of Truth, but the cult takes no action against breakers of the vow unless the action leads to some form of damage to other members, or destruction of knowledge.
- Initiate Membership: An Initiate is required to voluntarily doing further research. Research, of course, can entail delving into dusty scrolls, or probing ruins and strange cave formations.



While Fal was able to embrace all knowledge, mortals have no such opportunity, and have found ever since that their knowledge must always be incomplete, and what they know does not always apply to the problems at hand. Yet many follow Fal's constant quest for knowledge, for the thirst for knowledge remains, and his worshipers constantly search for new knowledge. They also constantly gather such chunks of the Spike as are collectible, to better understand the universe which once took its form from the Spike. These worshipers of the Seeker and the Sage remain above the quarrels of other gods, and are impartial advisers to all.

The worshipers of Fal know that they will travel to his Court inside the Tower of Ivory to sit at the feet of the Eternal Source of Knowledge. Their time in the tower will depend on how well they have fulfilled the lifetime quest of the cult: the amount of true knowledge known determines the time allowed in blissful research before mortals once again take their place in the eternal circle of life and death. These lords and priests prefer to be laid into stone tombs, whether natural or constructed; shaft graves are preferred. The poorer members are simply buried with a rock as a pillow. Members buried with cult rites always have long accounts of their knowledge read during the services.

Cult of Khaos, God of Storms

- Requirements: To join the cult requires that the candidates be armed and be willing to follow the orders of their superiors.
- Spells: Basic Magick Air.
- Sacrifice: to throw a criminal from a cliff.
- Benefits: The cult promises to protect its lay members while they are with their priest. They do not provide weapons, horses, money, or free aid to lay members.
- Restrictions: The cult dislike anything which does not conform to their crude and simple cult demands. They exercise this dislike through contempt, even though they may fully partake of the contemptible lifestyle. They will distrust strangers and their odd gods.
- Lay Membership: Lay members are required to follow the terms of their acceptance and to attend all cult functions. Also,



until they are initiated, they must sacrifice one herd beast for a year's membership.

- **Initiate Membership:** Candidates for Initiation into the cult must have been Lay Members for at least one year, and to have shown during that time that they upheld the laws of the cult. This is normally spent entirely in the presence of their Priest. The priest will weigh heavily any fighting deeds of the candidate.

Khaos is the the first of the god of the air. Later on Chaos was described as an original state of existence from which the first gods appeared. In other words, the dark void of space.

Khaos features three main characteristics:

- it is a bottomless gulf where anything falls endlessly. This radically contrasts with the Earth that emerges from it to offer a stable ground.
- it is a place without any possible orientation, where anything falls in every direction.
- it is a space that separates, that divides: after the Earth and the Sky parted, Chaos remains between both of them.

Funeral Rites for the cult are simple. They kill the favorite beast of the dead warrior, so that it will accompany the dead warrior everywhere. The beast is set on its belly, with its legs folded beneath it, and the warrior is set atop it, equipped with his favorite weapons, armor, and jewels. There both are left, to defy passersby and frighten off chaos. Cultists believe that the bodies will be drawn into the Eternal Battle, and their rejoin their souls. The rites conclude with a song of fear, fury, and fighting to summon a violent wind to carry off the departing soul.

Cult of Lugh, God of Darkness

- **Requirements:** The applicant must be of chaotic alignment. Of necessity secretive and paranoid, the druids of Lugh will test applicant extensively. If he or she is not chaotic, they will consider the applicant a spy. Spies are dealt with gruesomely. Outsiders are not welcome at Lugh ceremonies.
- **Spells:** Black Magick.
- **Sacrifice:** see "black mass" ritual.
- **Benefits:** While they are in the temple, members are guaranteed the protection of the cult. In exchange for an additional day of service per week, the member may live without charge in the temple.
- **Restrictions:** Because of its chaotic and disgusting practices, the cult has been heavily persecuted wherever discovered, with frequent raids made on its underground hideouts and complexes.
- **Lay Membership:** Lay members must attend all holy day ceremonies and must donate at least one day per week of their time in labor to the temple. In some cases lay members will be used as first-wave shock troops in assaults where the defenses of a stronghold must be worn down.
- **Initiate Membership:** The initiate can be required to participate in any cult-sponsored raid or expedition. One per season he must provide a living captive for cult use.

Lugh's sling rod was the rainbow and the Milky Way was called "Lugh's Chain". He also had a magic spear (named Brionac), which, unlike the rod-sling, he had no need to wield since it was alive and thirsted so for blood that only by steeping its head in a sleeping-draught of pounded fresh poppy seeds could it be kept at rest. When battle was near, it was drawn out; then it roared and struggled against its thongs, fire flashed from it, and it tore through the ranks of the enemy once slipped from the leash, never tired of slaying.

Since they will be safely escorted to a part of Hell known as the place of Waiting, followers of Lugh do not fear death. From there they will be drawn back to serve the living as a familiar. Thus life after death is promised to all believers.



Cult of Macha, Mother of the Moon

- **Requirements:** Lay Membership is confirmed by telling the priest of the desire to join. The new member's name is then entered on the "Paper Lists" and kept there until the next Full Moon when they are burned and the Lay Member must rejoin. That means that Lay Members must join anew every week.
- **Spells:** Illusion.
- **Sacrifice:** to tear the heart of a criminal on each full moon.
- **Benefits:** Members may partake of the Poor Fund at any time and find potato bread, onions, and red berries (when in season) to eat once per day there, and also be allowed to sleep under the roof of the Outer Temple.
- **Restrictions:** There also is an inherent and mythological dislike between the Air and Moon, and their cults, as they struggle for the "Middle Heavens."
- **Lay Membership:** none.
- **Initiate Membership:** Candidates for initiation must be Lay Members in good standing and present themselves before the local priest for acceptance. They must have been Lay Members for a total of 77 weeks, the last three of the weeks consecutively and at the temple. They will be quizzed about the basics of the religion, on their attitudes, expectations, and intentions. If they pass this questioning, they are accepted as Initiates.



Macha Mong Ruid ("red mane") is often mentioned together with her sisters, the Morrigan and the Badb, and the three are often considered a triple goddess associated with war. The priests of Macha will not promise anything except that there is certainly a Life after Death, and that they can teach a worshiper the gateway to the Red Moon, wherein lie all of the keys to the secrets of Life and Death. They point proudly to their own goddess' death, dismemberment, rebirth, disappearance, and subsequent return as proof of this.

Cult of Morrigan, Goddess of Warfare

- **Requirements:** Morrigan welcomes all races as long as they are warriors and will swear to keep discipline and uphold the Morrigan Code of fair play and honor.
- **Spells:** none.
- **Sacrifice:** to eviscerate a prisoner of war before each battle.
- **Benefits:** The Morrigan temple maintains good relations with the cult of Nuada, so that its members can be assured of first aid for their battle wounds. They are particularly well-trained in treating poisonings.
- **Restrictions:** Morrigan philosophy does not believe in maintaining a body which has been separated from its Spirit. Cults which specialize in necromantic arts are anathema to Morrigan. The cult of Dagda is a particular target of Morrigan's displeasure.
- **Lay Membership:** Every Lay Member must meet certain minimal requirements. They must uphold the Code of Morrigan. This includes requirements that a member must (1) always fight other Morrigan members fairly, (2) honor the fallen, and (3) maintain strict truth and confidence with one another. Combat between members may continue only to the first fallen, not to the death, and the loser must surrender a prize to the victor. This prize absolves each of any further obligations to the other, save in the usual course of cult functions.
- **Initiate Membership:** Once accepted into the cult, the Initiate must never participate in an ambush and never lie to a friendly cultist.



Morrigan ("terror" or "phantom queen") or Morrigan ("great queen") is the goddess of fighting men, and can be found on all sides in any conflict. She encourages honor and courage, and disdains pointless slaughter.

She is associated with sovereignty, prophecy, war, and death on the battlefield. She sometimes appears in the form of a crow, flying above the warriors.

The cult cares little what happens to the corpses of their dead, save that they are treated with local respect. Members usually sing a song of victory over any grave, commemorate the dead with a feast, then move on. It is not uncommon that the broken sword of the member is left stuck into the grave or funeral area. Morrigan

worshippers are never resurrected.

Cult of Nuada, God of Healing

- Requirements: Anyone with a sincere wish to heal may join the cult.
- Spells: none.
- Sacrifice: none.
- Benefits: Lay Members will be healed by the temple for free and gain this privilege for family members as well.
- Restrictions: This cult makes a show of withholding favoritism from anyone, promising to heal any who need it. In practice, the individual is left to make her own decision about who gets precedence in healing.
- Lay Membership: Lay Members also must take an oath never to harm a living creature and to aid all within the limits of their ability. Lay Members must become vegetarians.
- Initiate Membership: They need not have been a Lay Member before becoming an Initiate, as long as they swear to live by the dictates of the Cult on becoming Initiates.



Those truly dedicated to the worship of this Cult know they will return to the world as healing spirits, continuing to aid and comfort the torn and battered of the world. These cultists are buried after death. It is usual for Priests of the cult to have some type of healing plant grow over their gravesite, and so they are often buried in the cult gardens.

Cult of Taranis, the Vengeful Fire

- Requirements: To join, the Lay Member must have FER/14+ and the druids of Taranis will test the applicant.
- Spells: Basic Magick Fire.
- Sacrifice: to tear a prisoner apart at sunset of Imbolc.
- Benefits: Each Lay Member may live in an enclave of the temple which is fortified and guarded day and night. His dependents also are taken care of in these enclaves. A once-per-week market lets worshippers obtain supplies at reduced rates. The market usually is run by a Druid special company member.
- Restrictions: The cult likes fighting and trouble, and they also like to intimidate and pillage. Should anyone be so foolish as to capture one of their number, the cult tries to rescue the captive (at any cost) and destroy the captor. Blood vengeance for cult members slain by outsiders is integral to the cult.
- Lay Membership: Lay Members must join the company of a particular priest or lord and be ready to fight with him if called. A member is expected to have and maintain a sword and a bow. He also must have a month's rations ready to take with him at a moment's notice.
- Initiate Membership: The Initiate may act as an NCO for his company and be on call for special missions. He also is obliged to work bodyguard details and generally protect the community.



The Deity is often depicted with a thunderbolt in one hand and a distinctive wheel in the other. Scholars frequently identify this wheel/sky god with Taranis.

Tuatha Dé Danann



The translation of Tuatha Dé Danann as "peoples of the goddess Danu" is necessarily imprecise. The Tuatha Dé Danann are descended from Nemed who struggled against the Church and Christianity. They came from four northern cities, Falias, Gorias, Murias and Finias, where they acquired their occult skills and attributes.

The Tuatha Dé Danann brought four magical treasures with them, one apiece from their Four Cities:

- The Dagda's Cauldron
- The Spear of Lugh
- The Stone of Fal
- The Sword of Light of Nuada

They are in charge by one of the thirteen Arch Druids of each Deities to protect the forest and the cults. Tuatha Dé Danann are Primitive Talents and exceptional Foresters. Experience is obtained for fighter-forester activities, and also for practicing Forester Magick.

DETECTION: Altitude, Life, Small Traps, Traps, Distance, Observation, Find the Path, Sense the Hidden. Small Traps and Sense the Hidden are effective only in an outdoors setting, for Forester Magick works only because of the Forester's sensitivity to and affinity for his natural surroundings.

COMMUNICATION: Animal Messenger.

COMMAND: Foresters acquire a rapport with animals and are able to cast spells of Command against them as if they were full Adepts of a given Circle of Command once they acquire the spell (they need not know other spells of that Circle to be proficient). Thus a Forester knowing only Charm Small Animals would be an Adept of the Second Circle, for that purpose. The Command spells available to Foresters are: Charm Small Animals, Hold Small Animals, Command Small Animals, Hold Large Animals, Command Large Animals, Summon Animals. The proficiency rating of the Forester is equal to the highest level spell possessed.



Foresters have the following abilities:

Experience Level	Find					Intention Animals	Ident. Food
	Stealth	Hear	Blend	Track	Direction		
1 Strider	10%	5%	10%	25%	10%	20%	30%/10%
2 Strider	12%	5%	15%	28%	13%	23%	35%/12%
3 Strider	15%	7%	20%	30%	15%	25%	40%/15%
4 Strider	17%	10%	25%	33%	20%	28%	45%/17%
5 Strider	20%	12%	30%	35%	25%	30%	50%/20%
6 Scout	22%	12%	35%	38%	30%	33%	55%/22%
7 Scout	25%	15%	40%	40%	35%	35%	60%/25%
8 Tracker	27%	20%	45%	43%	40%	40%	65%/27%
9 Tracker	30%	22%	50%	45%	45%	43%	70%/30%
10 Tracker	32%	25%	55%	50%	50%	45%	80%/32%
11 Guide	35%	25%	60%	55%	55%	50%	85%/35%
12 Guide	37%	30%	65%	60%	60%	53%	90%/37%
13 Guide	40%	32%	70%	65%	65%	55%	95%/40%
14 Pathfinder	42%	35%	75%	70%	70%	58%	100%/42%
15 Pathfinder	45%	35%	80%	75%	75%	60%	100%/45%
16 Pathfinder	47%	40%	85%	80%	80%	65%	100%/47%
17 Ranger	50%	42%	90%	85%	85%	70%	100%/50%
18 Ranger	52%	45%	90%	90%	90%	75%	100%/52%
19 Ranger	55%	47%	90%	95%	95%	80%	100%/55%
20 Ranger Lord	60%	50%	90%	100%	100%	85%	100%/60%

Minimum requirements to become a Forester: STR/14, INT/13, WIS/14, CON/14 and FER/11.

PREMONITION: Foresters have a highly developed sixth sense and may be forewarned of any immanent danger in the wilderness. By his heightened awareness, he may hear or otherwise sense something ahead, or he will notice unnatural alterations to the surrounding vegetation (bent grasses, broken twigs, etc., suggesting a possible ambush, concealed trap, etc.). An encounter has a 50% chance -3% per experience level of evading his notice before it happens. A "detection" will provide both a bit of time and distance to prepare for trouble. On the other hand, if a Forester is preparing an ambush, add +3% per experience level to the chance of the impending encounter going unnoticed (less the percentages of the Forester(s) in the party to be ambushed). Such premonitions do not reveal the nature of the peril, only a rising of the hackles at the back of one's neck and a general sense of danger. Unavailable to non-Foresters.

STEALTH: Foresters have the ability to move stealthily through undergrowth when proceeding at normal speed. The resultant percentage is subtracted from the chance of being heard by anyone within a 100-foot radius. If a Forester is more than partially encumbered or worse, he loses -5% per 25 dr. of excess weight carried.

HEARING: Foresters have keenly developed hearing and will detect sounds that do not belong in the forest. They have a bonus when attempting to hear another within 100 feet.

BLENDING WITH THE SURROUNDINGS: Foresters have the ability of blending in with a forested setting and evading detection so long as they remain silent and unmoving. This check is made prior to any attempt to detect them with sight or hearing and only if it fails is there an opportunity to detect them by natural means.

TRACKING: After long hours spent in the woods and surrounding countryside, the Forester has developed an excellence in the Art of Tracking. A Forester can track animals or persons across country. There is a basic 25% chance plus 3% per experience level of the

Forester to follow a plain trail. If an attempt is being made to cover tracks, this probability is reduced by -5% per experience level the covering Forester is above the experience level of the tracker. Note: this last probability is applied only if the covering of tracks is successful and the tracker is attempting to find the trail again.

Soft Earth/Soft Cover: max. 100%, but -7% per day of age of track.
 Hard Earth: max. 70%, but -7% per day of age of track.
 Rock: max. 20%, but -7% per day of age of track.

Bad weather (rain, etc., which obscures tracks) reduces maximum percentages by 25%.

Cross trails, doubling back, etc., by animal reduces maximum percentages by 1-20%.

A check is made once every 15 minutes or whenever new terrain is encountered or the quarry changes direction. If the trail is lost by failing the modified probability of keeping on the trail, there is an initial chance of 5% per level of the Forester to a maximum of 30% of finding it again within 15 minutes. If this attempt fails, there is a 10% chance per hour of rediscovering the trail, checked hourly so long as daylight persists. Once the trail is found again, resume tracking. Tracking percentages may be apply to any quarry, beast, monster or man, which leaves a track. Should the weather or evasive action reduce the percentage of tracking to 0%, the trail is considered to be totally obscured to normal observation and may be found again only by the use of Magick.

COVERING TRACKS: A Forester can cover his own tracks, and also,

that of a party he is leading. There is a basic 90% chance, with -10% per two persons with him not of the Forester class. (-30% per two mounted persons or pack animals). Each experience level adds +5% to this chance, but no more than a 90% chance of successfully covering tracks can exist. (The bonuses are used to increase the chance of concealing a large party's passage only). Covering tracks requires slowing clown to a cross-country speed of about 1 mph or less.

FINDING DIRECTION: Foresters have the ability to find true North whenever they are above ground, unless magical means are being used to muddle the Forester's powers of observation. This skill is not magical, and is based on observations of the sun, stars, and other signs.

INTENTIONS OF ANIMALS: Foresters are able to discern the intentions of animals from their behavior. For each experience level, a Forester learns to read the intentions of two animal types. In melee, this gives him the ability to correctly gauging the animal's tactic (dodge, parry, strike, and TAC choices), the tactical "reading" being made after the animal's tactics are chosen. The Forester thus has the advantage when choosing his own tactics. Also, general intentions (friendly, fearful, hungry, etc.) are also clear to him.

IDENTIFICATION OF WILD FOODS: A Forester have the ability of identifying any safe wild fruits, berries, nuts, mushrooms, mots, etc. He has also a chance of finding such foods, checked hourly. One check may be made per day for each two experience levels of the Forester, and he will find food enough for one person per two experience levels he possesses.

Cults relationships

There are a certain likes and dislikes which must be considered in selecting a cult. The dealings which a character has with others will be affected by religious preferences to some extent. The following table will serve as a guide in determining which cults the character will like, be rather indifferent to, or dislike.

	<u>Beli Mawr</u>	<u>Brân</u>	<u>Brighi</u>	<u>Crom Cruach</u>	<u>Dagda</u>	<u>Dana</u>	<u>Fal</u>	<u>Khaos</u>	<u>Lugh</u>	<u>Macha</u>	<u>Morrigan</u>	<u>Nuada</u>	<u>Taranis</u>
Bali Mawr	-	A	N	N	N	N	T	N	N	N	N	N	N
Brân	A	-	N	N	N	N	N	N	A	N	N	N	A
Brighi	N	N	-	N	N	N	N	G	N	T	N	N	H
Crom Cruach	N	N	T	-	N	G	N	A	H	T	A	G	A
Dagda	N	A	T	-	T	N	N	N	N	N	G	G	G
Dana	N	N	G	G	N	-	N	T	N	G	N	N	N
Fal	T	N	N	N	N	N	-	N	N	N	N	N	N
Khaos	N	N	G	A	N	N	N	-	N	T	N	N	N
Lugh	N	N	N	N	P	N	N	N	-	N	T	A	G
Macha	N	N	N	A	T	N	N	A	T	-	N	N	N
Morrigan	N	N	N	N	H	N	N	N	A	N	-	T	N
Nuada	N	N	N	N	N	N	N	N	N	N	N	-	N
Taranis	T	A	H	N	N	N	N	N	T	N	T	N	-

P: the cult is generally preferred, and dealing with the worshipers will be reflected accordingly.

G: considerable goodwill exist towards the cult.

T: the cult is viewed with tolerance and generally acceptable, if not loved.

N: the cult is thought of neutrally, although some suspicion will be evidenced.

A: the cult is greeted with antipathy.

H: H stokens a great hatred for the cult in question.

Dark Knight

Characters with Alignments of 18 to 20 may enter the service of a powerful Necromancer, Coven, Shade or Demon by virtue of their devotion to the Gods of Darkness. They will be expected to be the Champions of Chaos and bring fear and despair upon mankind. To qualify for a Dark Knight a character must be poorly aspected (see "Astrology") and have at least DEX/14, STR/16, COM/13, INT/12 and FER/17. After the celebration of a Black Mass, the character pledges an oath of Damnation and obtains the following benefits:

- never checking morale.
- immunity to all forms of diseases.
- receiving a "gift" for each level of knight he obtains. Some of these gifts are permanents, other are used like "Primitive Talent" Magick Users. The number also refers to the total number of gifts he may use in a day. The 'Mark of the Devil' is immediately given at the end of the Black Magick Spell of Damnation.

1. Mark of the Devil
2. Eyes of the Devil
3. Touch of the Devil
4. Beauty of the Beast
5. Fear of the Dark
6. Breath of the Devil
7. Cries of the Damned
8. Stare of the Damned
9. From Hell's Fire
10. Swarm of the Abyss
11. Dark Endless
12. Unholy Strength
13. Unholy Terror
14. On Darkened Wings
15. Armor of Hell

16. Army of the dead
17. Pestilence
18. Infernal Curse
19. Grasp of the Demon
20. Walk the Shadows

The effects of each gift listed are given below.

1. MARK OF THE DEVIL: This gift is permanent. The mark is fixed upon the Knight by the Devil at his initiation. It is also called the Devil's marks (stigmata diabolic) or the devil's seal (sigillum diabolic). The devil's mark resembled a scar, birthmark, or tattooing. That mark, however, is not always of the same shape or figure; sometimes it is the likeness of a hare, sometimes like a toad's foot, sometimes a spider, a puppy, a dormouse. It is imprinted on the most secret parts of the body: under the eyelids or the armpits, or on the lips or shoulders, or elsewhere.
2. EYES OF THE DEVIL: This gift is permanent. The Knight can see in total darkness as well as in daylight.
3. TOUCH OF THE DEVIL: The Dark Knight can corrupt food or drink at his single touch.
4. BEAUTY OF THE BEAST: The Dark Knight add 2-12 points to his APP score.
5. FEAR OF THE DARK: This gift is permanent. An aura of fear radiates within 60 feet of the Dark Knight. Except for Necromancers and High Elves, all characters below level 8 must check a FER CR.
6. BREATH OF THE DEVIL: The Dark Knight exhales from his mouth sulphurous fumes similar to the Basic Magick Fire spell.
7. CRIES OF THE DAMNED: All living creatures within 60 feet of the Dark Knight hear the cries of the damned in eternal torment and damnation from the lake of fire in outer

darkness. It reduces hit probability and critical hit by -10% for those who are not of Chaotic Alignment.

8. STARE OF THE DAMNED: The Dark Knight must look his victim in the eyes at "face-to-face" range (20 feet or less). The effect is similar to the 6th Circle spell Command "Confusion".
9. FROM HELL'S FIRE: This gift is permanent. The Dark Knight is immune to normal fire and he will suffer only 1/2 damage from Magick fire.
10. SWARN OF THE ABYSS: The Dark Knight is able to summon and command a swarm of thousands of flies. If the swarm is used in combat to wrap an opponent, he will lose -20% probabilities to his fighting skills.
11. DARK ENDLESS: The Dark Knight is engulfed by a cloak of Darkness similar to the Dark spell of Basic Magick Fire.
12. UNHOLY STRENGTH: The Dark Knight add 2-7 points to his STR score.
13. UNHOLY TERROR: An aura of Terror radiates within 100 feet of the Dark Knight. Except for Necromancers and High Elves, all characters below level 8 must check a FER CR-4 or immediately panic at the very sight of him.
14. ON DARKENED WINGS: All livestock (horses, donkeys, cattle, sheep and goats) is exterminated around the Dark Knight in a radius of 1 mile per MKL. These plague breaks out and kills in a single night.
15. ARMY OF THE DEAD: This gift allows the Dark Knight to raise up and control all dead bodies in a radius of 50 feet around him. After the Time Factor, the corpses fall inanimate to the ground. See Necromantic Spell "Create Skeleton" and "Create Zombie."
16. ARMOR OF HELL: The armor of the Dark Night seems to be made of molten metal. It radiates a red blood color of intense heat which cause 1-6 damage points per turn, 10 feet around the Dark Knight. The armor can only be hit by at least magical weapon +4.
17. PESTILENCE: This gift causes the outbreak of a non-Epidemic disease in a radius of 1 mile per MKL of the Dark Knight.
18. INFERNAL CURSE: The Dark Knight gets the power to curse a Human. The curse brings 'Bad Luck' in the form of a +1/-1 penalty on all D6, D10, and D20 rolls, and +5%/-5% penalty on all D100 rolls until it is lifted.
19. GRASP OF THE DEMON: The spell will exerts a constricting force on a living target's internal organs. No armour can prevent 21-40 damage points from occurring. If a CON CR fails, the victim crumples to the ground, totally incapacitated by excruciating pain.
20. WALK THE SHADOWS: The Dark Knight enters the Shadow Path and travel immediately from a dark place to another one. Range: 1 mile x MKL.



Of Elves



The Valar (singular Vala) are angelic powers, the Ainur that chose to go into the World (Arda) and complete its material development after its form was determined by the Music of the Ainur (Ainulindalë).

Origin and acts

Eru Ilúvatar first revealed to the Ainur his great vision of The World through musical themes.

... unfolding a history whose vastness and majesty had never been equalled ... - The Music of the Ainur, The Silmarillion.

This World, fashioned from his ideas and expressed as the Music of Ilúvatar, was refined by thoughtful interpretations by the Ainur, who then created their own themes based on each unique comprehension. No one Ainu understood all of the themes that sprang from Ilúvatar. Instead, each elaborated individual themes, singing of mountains and subterranean regions, say, from themes for metals and stones. The themes of Ilúvatar's music were elaborated, and the Ainur added creative touches to blend with the themes of other Ainur. Melkor, however, added discordant themes: he strove against the Music; his themes became evil because they sprang from selfishness and vanity, not from the enlightenment of Ilúvatar.

Once the Music was complete, including Melkor's interwoven themes of vanity, Ilúvatar gave the Ainur a choice - to dwell with him, or to enter the world that they had mutually created. Those that chose to enter the world became known as the Valar, the 'Powers of Arda', though the Elves generally reserved that term for the more powerful of them. (The lesser Valar they called the Maiar.) Among the Valar were some of the most powerful and wise of the Ainur, including Manwë, the Lord of the Valar, and also Melkor, his brother. The two are distinguished by the selfless love of Manwë for the Music of Ilúvatar, and the selfish love that Melkor bore for himself and no other - least of all for the Children of Ilúvatar, as the Elves and Men became known.

Melkor (later named Morgoth, 'dark enemy') arrived in the World first, causing tumult wherever he went. As the others arrived, they saw how Melkor's presence would destroy the integrity of Ilúvatar's themes. Eventually, and with the aid of the Vala Tulkas, who entered Arda last, Melkor was temporarily overthrown, and the Valar began shaping the world and creating beauty to counter the darkness and ugliness of Melkor's discordant noise.

The Valar dwelt originally on the Isle of Almaren in the middle of the world, but after its destruction and the loss of the world's symmetry, they moved to the western continent of Aman and founded Valinor. The war with Melkor continued: the Valar realized many wonderful subthemes of Ilúvatar's grand music, while Melkor poured all his energy into the corruption of fell beings like Balrogs, dragons, and orcs. Most terrible of the deeds of Melkor was the destruction of the Two Lamps, and with them the original home of the Valar, the Isle of Almaren. Melkor was then captured and chained for many ages in the fastness of Mandos until he was pardoned by Manwë.

With the arrival of the Elves in the world and later in Valinor, a new phase of the regency of the Valar began. Summoned by the Valar, many Elves abandoned Middle-earth and the eastern continent for the West, where the Valar concentrated their creativity. There they made the Two Trees, their greatest joy because it gave light to the beauty of Valinor and pleased the Elves.

At Melkor's instigation, however, Ungoliant destroyed the Trees. Fëanor, a Noldorin Elf, had with great forethought and love captured the light of the Two Trees in three Silmarils, the greatest jewels ever created. Melkor stole the Silmarils from Fëanor and killed his father, Finwë, chief of the Noldor in Aman, and thereupon fled to Middle-earth. Many of the Noldor, in defiance of the will of the Valar, swore revenge and set out in pursuit. This event, and the poisonous words of Melkor that fostered mistrust among the Elves, led to the exile of the greater part of the Noldor to Middle-earth: the Valar closed Valinor against them to prevent their return.

For the remainder of the First Age Ulmo alone of the Valar visited the world beyond Aman. At the end of the First Age, the Valar sent forth a great host of Maiar and Elves from Valinor to Middle-earth, who fought the War of Wrath in which Melkor was defeated. The lands were changed, and the Elves were again called to Valinor.

During the Second Age, the Valar's main deeds were the creation of Númenor as a refuge for the Edain, who were denied access to Aman but given dominion over the rest of the world. The Valar, now including even Ulmo, remained aloof from Middle-earth, allowing the rise of the Morgoth's lieutenant, Sauron, to power as a new Dark Lord. Near the end of the Second Age, Sauron convinced the Númenóreans to attack Aman itself.

Then Manwë upon the Mountain called upon Ilúvatar, and for that time the Valar laid down their government of Arda. - Akallabêth, The Silmarillion.

With the Akallabêth, the destruction of Númenor, Aman was removed from the earth (though not from the World, for Elvish ships could still reach it). In the Third Age the Valar sent the Istari (or wizards) to Middle-earth to aid in the battle against Sauron.

List of the Valar

These are the names and attributes of the chief Valar as they were known to the Eldar in Aman. In Middle-earth, they were known by other names of Sindarin origin; Varda, for example, was called Elbereth. Men knew them by many other names, and sometimes worshiped them as gods. With the exception of Oromë, the names listed below are not actual names but rather titles: the true names of the Valar are nowhere recorded. The males are called "Lords of the Valar"; the females "Queens of the Valar," or Valier.

The Aratar (Quenya: Exalted) or High Ones of Arda are the eight greatest of the Valar: Manwë, Varda, Ulmo, Yavanna, Aulë, Mandos, Nienna, and Oromë. Lórien and Mandos are brothers and are referred to collectively as the Fëanturi or "Masters of Spirits".

Manwë: He is the King of the Valar, husband of Varda Elentári and King of Arda. He lived atop Mount Taniquetil, the highest mountain of the world, in the halls of Ilmarin. The winds and airs were his servants, and he was lord of air, wind, and clouds in Arda. He was the noblest and greatest in authority, but not in power, of the Aratar and Ainur.

Ulmo: Lord of Waters. He lived in the deep water of the ocean, and seldom troubled to come to the Ring of Doom unless the need was dire. He was not married. Ulmo was one of the chief architects of Arda.

Aulë: Aulë is given lordship over the matter that composes Arda and is a master of all the crafts that shape it. He created the Dwarves, who call him Mahal, the Maker. During the Music of the Ainur, Aulë's themes concerned the physical things of which Arda is made; when Ilúvatar (God) gave being to the themes of the Ainur, his music became the lands of Middle-earth. Other of his works include Angainor (the chain of Melkor), the Two Lamps and the vessels of the Sun and Moon.

Oromë: Brother of Nessa and husband of Vána, also known as Araw in Sindarin, Aldaron ("Lord of the Trees"), Arum, Béma, Arämë, The Huntsman of the Valar, and The Great Rider. During the Years of the Trees, after most of the Valar had withdrawn completely from Middle-earth and hidden themselves in Aman, Oromë still hunted in the forests of Middle-earth on occasion. Thus, he was responsible for first finding the Elves at Cuiviënen. Being a powerful huntsman, he was active in the struggles against Morgoth, and was renowned for his anger, being the most terrible of the Valar in his wrath. He has a great horn called Valaróma and a great steed called Nahar.

Mandos: Judge of the Dead. Originally named Námo, but referred to more commonly as Mandos, after the Halls of his dwelling. Chief advisor to Manwë and keeper of the souls of elves. He is the husband of Vairë the Weaver. Mandos is stern and dispassionate and never forgetting a thing. He was the Vala who cursed the Noldor leaving Aman, and counselled against allowing them to return. But unlike Morgoth, his Dooms are not cruel or vindictive by his own design. They are simply the will of Eru, and he will not speak them unless he is commanded to do so by Manwë. Only once has he been moved to pity, when Lúthien sang of the grief she and her lover Beren had experienced in Beleriand.

Lórien: Master of Visions and Dreams. Originally named Irmo, but referred to more commonly as Lórien, after his dwelling place. Lórien and Mandos are the Fëanturi, masters of spirits. Lórien, the younger, is the master of visions and dreams. His gardens in the land of the Valar, where he dwells with his spouse Estë, are the fairest place in the world and are filled with many spirits. All those who dwell in Valinor find rest and refreshment at the fountain of Irmo and Estë.

Tulkas: Champion of Valinor, also called Astaldo. He was the last of the Valar to descend into Arda, and helped to tip the scales against Melkor after the destruction of the Two Lamps. He is a wrestler and physically the strongest of all the Valar. He is the husband of Nessa, and is described as slow to anger, but slow also to forget; as such, he opposed the release of Melkor after his prison sentence.

Varda: Queen of the Stars, spouse of Manwë, entitled Elentári in Quenya and Elbereth Gilthoniel in Sindarin. She kindled the first stars before the Ainur descended into the world, and later brightened them with the gold and silver dew from the Two Trees. Melkor feared and hated her the most, because she rejected him before Time.

Yavanna: Giver of Fruits, spouse of Aulë, also called Kementári. She created the Two Trees, and is responsible for the Kelvar and Olvar (plants and animals). It was she who requested the creation of the Ents, as she feared for the safety of the trees once her husband had created the Dwarves. The Two Lamps are created by Aulë at Yavanna's request, and their light germinates the seeds that she had planted. Following the destruction of the Two Lamps by Melkor and the withdrawal of the Valar to Aman, Yavanna sang into being the Two Trees of Valinor.

Nienna: Lady of Mercy. She was the tutor of Olórin, and weeps constantly. However, her tears are those of healing and pity, not of sadness, and often have potency; for example, she watered the Two Trees with her tears, and later washed the filth of Ungoliant away from them once they were destroyed. She was in favour of releasing Melkor after his sentence, not being able to see his evil nature. She has no spouse.

Estë: Referred to as the Gentle and "the healer of hurts and of weariness". Her name means Rest. "Grey is her raiment, and rest her gift." She is the wife of Irmo, and lives with him in his Gardens of Lórien in Valinor. She sleeps at day on the island in the Lake Lorellin.

Vairë: Entitled the Weaver. She is espoused to Namó, and lives with him at Mandos. She weaves the story of the World in her tapestries, which are draped all over the halls of Mandos.

Vána: Called the Ever-young. She is the younger sister of Yavanna and wife of Oromë. "All flowers spring as she passes and open if she glances upon them; and all birds sing at her coming." She dwells in gardens filled with golden flowers and often comes to the forests of Oromë.

Nessa: Entitled the Dancer. She is the wife of Tulkas and is noted for her agility and speed, able to outrun the deer who follow her in the wild, and for her love of dancing on the ever-green lawns of Valinor.

Melkor: The Dark Lord. His name means "he who arises in might" and he was the first of the Ainur to be created by Eru. In origin he was the spiritual brother of Manwë, and the most powerful of the Valar, as he possessed all aspects of Eru's thought, whereas all the others possessed only some. He turned to evil, and was taken back to Valinor in chains after the Awakening of the Elves, where he remained on parole for several Ages. But after the poisoning of the Two Trees and the theft of the Silmarils, he fled from Valinor. He was no longer counted among the number of the Valar, and Fëanor called him "Morgoth Bauglir", The Great Enemy, by which name he was known in Middle-earth ever after. He was cast out of Arda at the end of the War of Wrath.

Lifestyle

Elves are born about one year from their conception. The day of their conception is celebrated, not the actual birthday itself. Their minds develop more quickly than their bodies; by their first year, they can speak, walk and even dance, and their quicker onset of mental maturity makes young Elves seem, to Men, older than they really are. Physical puberty comes in around their fiftieth to one hundredth year (by age fifty they reach their adult height), and by their first hundred years of life outside the womb all Elves are fully grown. Elven bodies eventually stop aging physically, while human bodies do not.

Elves marry freely and for love early in life. Monogamy is practiced and adultery is unthinkable; they only marry once (Finwë, first High King of the Noldor, was an exception, as he remarried after his first wife died).

Spouses can choose each other even long before they are married, thus becoming betrothed. The betrothal is subject to parental approval unless the parties are of age and intend to marry soon, at which point the betrothal is announced. They exchange rings and the betrothal lasts at least a year, and is revocable by the return of the rings; however, it is rarely broken. After their formal betrothal, the couple appoint a date, at least a year later, for the wedding.

Only the words exchanged by the bride and groom (including the speaking of the name of Eru Ilúvatar) and the consummation are required for marriage. More formally, the couple's families celebrate the marriage with a feast. The parties give back their betrothal rings and receive others worn on their index fingers. The bride's mother gives the groom a jewel to wear.

The Elves, particularly the Noldor, preoccupy themselves with various things such as smithwork, sculpture, music and other arts, and of course, what to eat. Males and females can do almost everything equally; however, the females often specialize in the arts of healing while the men go to war. This is because they believe that taking life interferes with the ability to preserve life. However, Elves are not stuck in rigid roles; females can defend themselves at need as well as males, and many males are skilled healers as well, such as Elrond.

Eventually, if they do not die in battle or from some other cause, the Elves of Middle-earth grow weary of it and desire to go to Valinor, where the Valar originally sheltered their kind. Those who wish to leave for the Undying Lands often go by boats provided at the Grey Havens, where Círdan the Shipwright dwells with his folk.

Elves are naturally immortal, and remain unwearied with age. In addition to their immortality, Elves can recover from wounds which would normally kill a mortal Man. However, Elves can be slain, or die of grief and weariness.

Spirits of dead Elves go to the Halls of Mandos in Valinor. After a certain period of time and rest that serves as "cleansing", their spirits are clothed in bodies identical to their old ones. However, they almost never go back to Middle-earth and remain in Valinor instead.

Eventually, their immortal spirits will overwhelm and consume their bodies, rendering them "bodiless", whether they opt to go to Valinor or remain in Middle-earth. At the end of the world, all Elves will have become invisible to mortal eyes, except to those to whom they wish to manifest themselves.

The lives of Elves only endure as the world endures. It is said in the Second Prophecy of Mandos that at the end of time the Elves will join the other Children of Ilúvatar in singing the Second Music of the Ainur. However, they do not believe that Eru will abandon them.

The tengwar script, invented by Fëanor, was used to write a number of the languages of Middle-earth, including Quenya and Sindarin.

p t Tolkien christmas	p p happy scripts	q ch march	q k c Tolkien scripts
þ d dear	þ b by	ç j just	ç *g gift
þ th forth	b f find	d sh wish	d ch [k] Michael
þ th [ð] this	b v very	ç -	ç gh Hugh
m n in	m m march	ç -	ç ng ring
r r march	w-u west you	y [j] you	ç -
r r herein return	-	ç styles	ç -
s s history	*s	s [z] is	s [z] as
h h John herein	*wh where	-e Michael	-a Earth
	i y	a e o u	

forged Narsil and Angrist, two of the most fateful weapons in the history of Arda.

The dwarves of Beleriand fought against the forces of Melkor during the first age, and the dwarves of Belegost were the only people able to withstand dragon-fire in the Battle of Unnumbered Tears, when King Azaghâl, who died in the battle, stabbed Glaurung, the first dragon.

The dwarves of Nogrod fought against Melkor as well. However, they slew Thingol out of greed and stole the Silmaril they had been charged to set into the necklace called Nauglamir. A number of retaliatory actions ensued, and the Nogrod army was destroyed by a force of Laiquendi and Ents. Both dwarf kingdoms would eventually be destroyed, along with nearly all of Beleriand, after the War of Wrath, with the dwarven refugees mainly resettling in Khazad-dûm.

Second Age

Refugees from Belegost and Nogrod added to the population of Khazad-dûm, and its wealth was also enriched with the discovery of mithril, a magical and extremely valuable metal found only in its mines. During this time the Dwarves continued to trade with neighboring Men and the Elves of Eregion. When the Elven-Smiths forged the Rings of Power, seven were made as gifts to the heads of the seven Dwarf clans. The Dwarves of Moria at first fought in the War of Sauron and the Elves, but in the year 1697 of the Second Age, the doors of Khazad-dûm were shut and its inhabitants no longer ventured forth into the world. Thereafter it was known by the elven name of Moria, meaning "dark chasm".

Third Age

During the Third Age the Dwarves of Moria continued to prosper until the year 1980, when, in pursuing a vein of mithril, they broke open a chamber containing the last balrog known in the histories of Middle-earth, called Durin's Bane. They battled against the demon for one year, and after the death of two kings, the Dwarves who had not been killed fled from the Misty Mountains. For more than a century they had no kingdom, but in the year 1999, Thráin I founded a kingdom at the Lonely Mountain. This kingdom prospered for a time, and the great jewel known as the Arkenstone was discovered.

In 2210 Thorin I founded a kingdom in the Grey Mountains to the north of Mirkwood. Both of these realms would eventually be consumed by dragons—the Grey Mountains in 2590 by a horde and The Lonely Mountain in 2770 by the dragon Smaug. The refugees from the Grey Mountains who did not return to the Lonely Mountain colonized the Iron Hills, one of the only Dwarf kingdoms never to be abandoned or taken. The main body of the Dwarves became a wandering people, and Thrór, who had been king of the Lonely Mountain when it was captured, was slain by Orcs in the year 2790 and his body mutilated. This led to the War of the Dwarves and Orcs, in which nearly all of the Orc hordes of the Misty Mountains were exterminated but half of all Dwarf warriors (at least 35% of the total Dwarven population) was killed, a blow from which their population would never recover.

For a time an exile kingdom was founded in the Blue Mountains, but Thráin II, was driven to wandering the wilderness by his Ring, the last of the Dwarven Rings not yet taken by Sauron or consumed by dragons. He was soon captured by Sauron, then reigning as the Necromancer in Dol Goldur. Thráin was tortured, his Ring of Power taken, and finally died. In 2491 Thorin II Oakenshield, grandson of Thrór, recolonized the Lonely Mountain after Smaug the dragon was slain by Bard, the future King of Dale. After the ensuing Battle of the Five Armies, in which the Eagles, the Elves of Mirkwood, the Men of Dale, and the Dwarves of the Iron Hills (as well as Thorin's band) defeated an invading horde of Goblins and in which Thorin was killed, his cousin Dáin II Ironfoot, already King of the Iron Hills, became King Under the Mountain, and the Lonely Mountain was not abandoned again.

Of Dwarves

The Dwarves are a very ancient people who awoke, like the Elves, at the start of the First Age, before the existence of the Sun and Moon.

Origin and acts

The Dwarves (in the form of seven patriarchs) were created during the Years of the Trees (also known as the Ages of Darkness), when all of Middle-earth was controlled by the forces of Melkor. They were created by the Vala Aulë, in secret from the other Valar, although Ilúvatar knew of their creation, despite Aulë's efforts. He decided that their creation was not an evil deed and sanctified them, though he did not allow them to "awake" before the Elves (whom he had designated as "The Firstborn"), and Aulë sealed the Seven Fathers of the Dwarves in stone chambers in far-flung regions of Middle-earth. Dwarves were originally divided into seven clans or 'Houses':

- Longbeards (Durin's folk), who inhabited the city of Khazad-dûm in the Misty Mountains;
- Firebeards, who founded Nogrod in the Blue Mountains;
- Broadbeams, who founded Belegost in the Blue Mountains.
- Ironfists
- Stiffbeards
- Blacklocks
- Stonefoots

First Age

Some time after the Elves had awoken at Cuiviénen, the Seven Fathers of the Dwarves were released from their stone chambers. The eldest of them, called Durin, wandered until he founded the city of Khazad-dûm in the natural caves beneath three peaks: Caradhras, Celebdil, and Fanuidhol (known in Khuzdul as Baranzinbar, Zirakzigil, and Bundushathûr, respectively). The city, populated by the Longbeards or Durin's folk, grew and prospered continuously through Durin's life (which was so long that he was called Durin the Deathless, also a reference to the belief by his people that he would be reincarnated seven times). It was the only of the Dwarf mansions to survive the First Age.

Far to the west of Khazad-dûm, the great dwarven cities of Belegost and Nogrod were founded in Ered Luin (The Blue Mountains) during the First Age, before the arrival of the Elves in Beleriand. The Dwarves of Belegost were the first to forge chain mail, and they also traded weaponry with the Sindar and carved the Thousand Caves of Menegroth for the Elf king Thingol. In Nogrod, the smith Telchar

Lifestyle

Dwarves are a proud and stern race and are made to be sturdy to resist the dangers of their time. They are physically stronger than humans and had great endurance, especially in the ability to resist great heat and cold, and they made light of heavy burdens. Dwarves live up to 250 years and have the ability to learn new skills quickly. A normal dwarf is usually stubborn and secretive, but they have the capacity to be loyal friends. Dwarves are not hurt by insults, but their hate last a very long time. Dwarves are greedy, but still much less corrupt than Men, as shown by what happened to the Dwarven Rings of Power and their owners. Whereas the Men who owned the nine Rings were corrupted and became the Nazgul, the Dwarves were uncorrupted. The only power that the rings had over them was the power to inflate their greed for gold.

They breed slowly, for no more than a third of them are female, and not all marry; also, female Dwarves look and sound (and dress, if journeying - which is rare) so alike to Dwarf-males that other folk cannot distinguish them, and thus others wrongly believe Dwarves grow out of stone.

Dwarves are great metalworkers, smiths and stoneworkers. Fierce in battle, their main weapons are axes, but they also use bows, swords, shields and mattocks.

They seem to favour simple durable clothing, coloured hoods and heavy cloaks for travelling, and belts of gold or silver. For battle they don elaborately crafted armour and helmets bearing masked visors (after the manner of those used in forges for shielding the eyes) hideous to look upon.

Since they lived underground, Dwarves did not grow their own food supplies if they could help it, and usually obtained food through trade with Elves and Men. Dwarven and human communities often formed relationships where the Men were the prime suppliers of food, farmers and herdsmen, while the Dwarves supplied tools and weapons, road-building and construction work.

Throughout the First Age and most of the Second Age, the Dwarves maintain mostly friendly trading relationships with Men and Elves (the Dwarves of Nogrod's treachery of Thingol being an exception). However, in the Third Age, particularly after the closure of Moria, they grow mistrustful of Elves, though in later times cordial relations are established with the Elves of Mirkwood and the Men of Dale. They also maintain somewhat ambivalent relations with Hobbits for most of the Third Age, although after the mission to retake the Lonely Mountain Bilbo Baggins is held in great esteem there.

From their creation, the Dwarves spoke Khuzdul, a constructed language made for them by Aulë. Because it was a constructed (though living) language, it was not descended from any form of Elvish, as most of the languages of Men were, although the language may have had influence on the early languages of Men. Khuzdul was for the most part a closely guarded tongue (one of the few recorded outsiders to have a knowledge of it was Eöl), however, and the Dwarves never revealed their Khuzdul names to outsiders, going so far as to omit them from even their tombs. Khuzdul was written in Cirth, a runic alphabet developed by the Elves. There is no extant corpus for the Khuzdul language other than the battle cry: Baruk Khazâd! Khazâd ai-mênu! (meaning "Axes of the Dwarves! The Dwarves are upon you!") and the inscription on Balin's tombstone, reading: BALIN FUNDINUL UZBAD KHAZAD-DÛMU, or Balin son of Fundin Lord of Moria. The remainder of the Khuzdul lexicon is composed of single words.



The Cirth runes used to write Khuzdul.

Of Hobbits

Historically, the Hobbits are known to have originated in the Valley of Anduin, between Mirkwood and the Misty Mountains. They have lost the genealogical details of how they are related to the Big People. At this time, there were three "Hobbit-kinds", with different physical characteristics and temperaments: Harfoots, Stoors and Fallohides. While situated in the valley of the Anduin River, the Hobbits lived close by the Eóthéod, the ancestors of the Rohirrim, and this led to some contact between the two. As a result many old words and names in "Hobbitish" are derivatives of words in Rohirric.

The Harfoots, the most numerous, were almost identical to the Hobbits as they are described in *The Hobbit*. They lived on the lowest slopes of the Misty Mountains and lived in holes, or Smials, dug into the hillsides. The Stoors, the second most numerous, were shorter and stockier and had an affinity for water, boats and swimming. They lived on the marshy Gladden Fields where the Gladden River met the Anduin (there is a similarity here to the hobbits of Buckland and the Marish in the Shire. It is possible that those hobbits were the descendants of Stoors). The Fallohides, the least numerous, were an adventurous people that preferred to live in the woods under the Misty Mountains and were said to be taller and fairer (all of these traits were much rarer in later days, and it has been implied that wealthy, eccentric families that tended to lead other hobbits politically, like the Tooks and Brandybucks, were of Fallohide descent).

About the year T.A. 1050, they undertook the arduous task of crossing the Misty Mountains. Reasons for this trek are unknown, but they possibly had to do with Sauron's growing power in nearby Greenwood, which was later named Mirkwood because of the shadow that fell on it as Sauron searched the area for the One Ring. The Hobbits took different routes in their journey westward, but as they began to settle together in Bree-land, Dunland, and the Angle formed by the rivers Mitheithel and Bruinen, the divisions between the Hobbit-kinds began to blur.

In the year 1601 of the Third Age (year 1 in the Shire Reckoning), two Fallohide brothers named Marcho and Blanco gained permission from the King of Arnor at Fornost to cross the River Brandywine and settle on the other side. Many Hobbits followed them, and most of the territory they had settled in the Third Age was abandoned. Only Bree and a few surrounding villages lasted to the end of the Third Age. The new land that they founded on the west bank of the Brandywine was called the Shire.

Originally the Hobbits of the Shire swore nominal allegiance to the last Kings of Arnor, being required only to acknowledge their lordship, speed their messengers, and keep the bridges and roads in repair. During the final fight against Anqmar at the Battle of Fornost, the Hobbits maintain that they sent a company of archers

to help but this is nowhere else recorded. After the battle, the kingdom of Arnor was destroyed, and in absence of the king, the Hobbits elected a Thain of the Shire from among their own chieftains.

The first Thain of the Shire was Bucca of the Marish, who founded the Oldbuck family. However, the Oldbuck family later crossed the Brandywine River to create the separate land of Buckland and the family name changed to the familiar "Brandybuck". Their patriarch then became Master of Buckland. With the departure of the Oldbucks/Brandybucks, a new family was selected to have its chieftains be Thain: the Took family (Pippin Took was son of the Thain and would later become Thain himself). The Thain was in charge of Shire Moot and Muster and the Hobbitry-in-Arms, but as the Hobbits of the Shire led entirely peaceful, uneventful lives the office of Thain was seen as something more of a formality.

- Harfoots. The Harfoots were the most numerous group of Hobbits and also the first to enter Eriador. They were the smallest in stature of all hobbits.
- Fallohides. The Fallohides were the least numerous group and the second group to enter Eriador. They were generally fair haired and tall (for hobbits). They were often found leading other clans of hobbits as they were more adventurous than the other races.
- Stoors. The Stoors were the second most numerous group of Hobbits and the last to enter Eriador. They were broader than other hobbits. They mostly dwelt beside rivers and were the only hobbits to use boats and swim.

Lifestyle

Hobbits are fond of an unadventurous bucolic life of farming, eating, and socializing, although they will defend their homes courageously if the need arises. They enjoy at least seven meals a day, when they can get them - breakfast, second breakfast, elevenses, luncheon, afternoon tea, dinner and (later in the evening) supper. They enjoy simple food—such as bread, meat, potatoes, tea, and cheese—and have a passion for mushrooms. Hobbits also like to drink ale. Hobbits also enjoy an ancient variety of tobacco, which they referred to as "pipe-weed", something that can be attributed mostly to their love of gardening and herb-lore. They claim to have invented pipe-weed.

The Hobbits of the Shire developed the custom of giving away gifts on their birthdays, instead of receiving them, although this custom was not universally followed among other Hobbit cultures or communities. They use the term mathom for old and useless objects, which are invariably given as presents many times over, or are stored in a museum (mathom-house).

Some Hobbits live in "hobbit-holes", traditional underground homes found in hillsides, downs, and banks. By the late Third Age, they were mostly replaced by brick and wood houses. Like all Hobbit architecture, they are notable for their round doors and windows, a feature more practical to tunnel-dwelling that the Hobbits retained in their later structures.

The Hobbits had a distinct calendar: every year started on a Saturday and ended on a Friday, with each of the twelve months consisting of thirty days. Some special days did not belong to any month - Yule 1 and 2 (New Years Eve & New Years Day) and three Lithedays in mid-summer. Every fourth year there was an extra Litheday, most likely as an adaptation, similar to a leap year, to ensure that the calendar stayed synchronised with the seasons.



The Magicians: Part 1

To feudal mind, Magick was a very real thing, just as real as were dragons and basilisks and the many other legendary beasts and monsters which the men of a pre-scientific period believed to inhabit the darker corners of the earth. Since Magick colours the whole feudal period and is an integral part of the medieval psyche, it must also occupy a necessary place in the world of **Chivalry & Sorcery**.

However, if Magick is an interesting and spectacular thing, it is never 'easy' to perform, as any serious student of the subject knows full well. Yet far too many players who have Magick Users assume a blithe complacency about the subject. To most, it is a type of "weapons technology," a quick and really easy method of burning, blasting, and otherwise crushing opponents which they cannot destroy by mere wit and superior tactics. When in doubt, use "over-kill!" That these ego-trippers and uninformed players do not understand is that it is not in the nature of magicians to risk their skins unless some great treasure is to be had. They do not act as weapons engineer for power or gold-hungry people; nor do they consent to acting as a heavily armed escort for others. They are not even very hungry for other magicians' magical devices, however powerful those might be. Their interest, their sole interest, is in discovering all the secrets of their Art: and with a few exceptions, they are motivated to rise to the pinnacle of Magical Power by their own efforts. Even the howling chaotic is given to this all-dominating drive in his personality, and the "chaotic" things he does are only done as a means to attaining his goal. What real "experience" is to be had in a dark, damp dungeon? The Arcane Arts are essentially contemplative in nature, the actual practices being done only after long preparation and research. The magical effects are too difficult and are often too dangerous to achieve to permit any Magick User, however highly placed, the luxury of blazing away with spell after spell, or of taking time off from important work to go down into a dungeon!

Many of the members of our group have grown bored with the Magick User being an unimaginative method of removing the opposition. Because of the constant escalation in the numbers and the power of "magical" spells, the dungeon expedition has become a form of walking nightmare to player and dungeon master alike. True, thousands of strange and wonderful devices appear, each one more powerful and ingenious than the last. Armed with such devices, players begin wiping out and looting entire dungeon complexes. To combat this tendency, dungeon masters spawn new and ever more devils of darkness to destroy the ravaging dungeon crews who come on every raid armed to the teeth. Of course, the argument can be made that such developments are injecting new "interest" into a flagging game by reducing the predictability of an adventure or an encounter. But cannot "interest" be best maintained by imaginative play? The tendency to "newer" and "bigger" and "better" stuff is the product of a technological mind. The point is that, first of all, we are surely trying to get away from the "new, new, NEW" craze by playing a fantasy campaign; and, second, it is not in the nature of Magick to be a "technology" or to be used as one.

The Magick User might be compared to a combination philosopher-sage-research scientist, particularly the magicians of the Arcane and Mystical Schools. He will acquire the vast majority of his "experience" by mastering his art. In **Chivalry & Sorcery** Magick Users obtain experience because they practice Magick. No experience exists for going on adventures, discovering gold or jewels or even magical items, or even killing monsters. Only those activities which directly aim at increasing one's mastery of Magick itself can give the magician any "experience" worthwhile to him: Magick is not

a crowbar to lever the opposition out of the way. It is a pursuit for its own sake. The many devices and potions and scrolls a magician produces are mere by-products of the practice of his Art. A wand or ring is merely a focus to enhance his powers and reduce personal risk from a failure to control the great powers with which he must work. A protective amulet provides a means to stop his enemies from harming him, for he cannot devote time to self-defense training, nor does he have any love for purely physical activity in the first place. Most of his magical devices are mere time-savers, aids to the performing of Magick which is no longer of prime interest to him, but which might also be necessary from time to time.

This, then, is the general mental set of the real Magick User. His Art is all that really interests him. Any time he takes from his Magick is "wasted" as far as he is concerned. Mere worldly power or riches are valued only by "low-grade" Magicians who lose sight of their true destiny.

Creating the Magus

Chivalry & Sorcery breaks magick into various Modes each of which are sub-divided into various specific Methods of doing magick. The player should roll to determine the Mode to be practiced by the character and then determine the method. Chivalry & Sorcery mages require two prerequisites in characteristics: IQ of a certain level, and a second requisite depending on the Mode and Method.

Class Origins and Magick Mode

Magick Users are born and not made. Even the type of Magick one practices is predetermined. The following tables reflect this situation. The first table is used to determine the kind of Magick User the player has become, and it does not apply to anyone who is a well-pected Gemini, Virgo, or Scorpio because the stars favor whatever mode of Magick they practice. (These characters may choose the Mode of Magick they wish to learn, no matter what their social class, provided they have a minimum IQ of 11.)

Table 1: Mode determination

Social Class	Min.	Natural	Minor Arcane	Major Arcane	Mystic
	I.Q.*				
Serf	12	1-75%	76-90%	91-95%	96-100%
Yeoman	12	1-65%	66-80%	81-94%	95-100%
Yeoman in Livery	12	1-50%	51-70%	71-94%	95-100%
Townsmen	11	1-35%	36-50%	51-85%	86-100%
Guildsman	11	1-20%	21-40%	41-80%	81-100%
Nobleman	11	1-30%	31-50%	51-95%	96-100%

*The IQ of a character is the Prime Requisite of a Magick User, and players who do not have the minimum IQ indicated cannot become Magick Users.

Table 2: Natural Mode Magick Users

All characters obtaining a "Natural" result in Table 1 use this table to determine the type of Natural Magician they will become:

Social Class	Primitive	Drug Trance	Dance/chant	Shaman	Medium
Serf	1-25% (50)*	26-45% (75)	46-70% (75)	71-94% (75)	95-100%
Yeoman	1-30% (50)	31-50% (50)	51-70% (40)	71-94% (50)	95-100%
Yeoman in Livery	1-35% (25)	36-50% (35)	51-75% (20)	76-94% (40)	91-100%
Townsmen	1-40% (20)	41-65% (30)	66-80% (70)	81-85% (45)	86-100%
Guildsman	1-60% (50)	61-70% (20)	71-75% (70)	76-85% (45)	86-100%
Nobleman	1-50% (20)	51-70% (40)	71-80% (45)	81-90% (45)	91-100%

*The bracketed percentage represents the chance that the character is a member of a secret Magical Order of Society.

Table 3: Minor Arcane Mode Magick Users

All characters obtaining a "Minor Arcane" result in Table 1 use this table to determine the type of Minor Arcane Magician they will become:

Social Class	Alchemist	Astrologer	Diviner	Hex	
				Master*	Artificer
Serf	1-10%	11-25%	26-40%	61-90%	91-100%
Yeoman	1-15%	16-40%	41-70%	71-85%	86-100%
Yeoman in Livery	1-20%	21-45%	46-70%	71-85%	86-100%
Townsmen	1-25%	26-55%	56-65%	66-75%	76-100%
Guildsman	1-40%	41-50%	51-60%	61-70%	71-100%
Nobleman	1-30%	31-50%	51-70%	71-80%	81-100%

*Hex Masters are the only Minor Arcane who may secretly organize. See the section on Hex Masters for conditions of the Covens.

Table 4: Major Arcane Mode Magick Users

All characters obtaining a "Major Arcane" result in Table 1 use this table to determine the type of Major Arcane Magician they will become:

Social Class	Enchanter	Conjurer	Thaumaturgist	Necromancer
Serf	1-25% (60)*	26-75% (60)	76-90% (60)	91-100% (100)
Yeoman	1-30% (40)	31-60% (45)	61-85% (50)	86-100% (100)
Yeoman in Livery	1-30% (50)	31-60% (50)	61-85% (50)	86-100% (100)
Townsmen	1-35% (30)	36-60% (35)	61-85% (45)	86-100% (100)
Guildsman	1-40% (30)	41-50% (30)	51-75% (40)	76-100% (100)
Nobleman	1-40% (20)	41-60% (20)	61-80% (20)	81-100% (100)

*The bracketed percentage represents the chance that the character belongs to a secret Magical Order or Society.

Table 5: Mystic Mode Magick Users

All characters obtaining a "Mystic" result in Table 1 use this table to determine the type of Mystic Magician they will become:

Social Class	Power Word	Cabala/Symbolist	Sacred Square
Serf	1-65% (70)*	66-80% (60)	81-100% (60)
Yeoman	1-60% (60)	61-80% (50)	81-100% (60)
Yeoman in Livery	1-55% (50)	56-80% (50)	81-100% (40)
Townsmen	1-50% (30)	51-80% (30)	81-100% (30)
Guildsman	1-45% (25)	46-80% (40)	81-100% (30)
Nobleman	1-35% (50)	36-60% (40)	61-100% (60)

*The bracketed percentage represents the chance that the character belongs to a Secret Magical Order or Society.

The Second Requisite



hile IQ is the Prime Requisite for being a Magick User, other characteristics determine just how well a character does initially in a particular mode of Magick.

Natural Mode Second Requisite

- Primitive Talent: Dexterity
- Drug Trance: Constitution
- Dance/Chant: Bardic Voice
- Shaman: Charisma
- Medium: Wisdom

Minor Arcane Mode Second Requisite

- Alchemist: Dexterity
- Artificer: Dexterity
- Diviner: Wisdom
- Hex Master: Charisma

Major Arcane Mode Second Requisite

- Enchanter: Bardic Voice
- Conjuror: Dexterity
- Thaumaturgist: Charisma
- Necromancer: Wisdom

Mystic Mode Second Requisite

- Power Word: Bardic Voice
- Cabala/Symbolist: Intelligence
- Sacred Square: Wisdom

Second Requisite Table

The following table provides a factored value for the Second Requisite of all Magick Users. The Second Requisite Factor is used when computing the basic Personal Magick Factor (PMF) of a character.

The Second Requisite gives a character an initial advantage when he starts practicing Magick. However, as he advances in skill, his experience will greatly overshadow any advantages he enjoyed at the beginning due to his native abilities:

Factors for Second Requisite Talents for Use in Determining PMF.

Requisite Talent	DEX	INT	WIS	CHA	BV	CON
1-7	0	0	1.0	0	0	1.0
8-9	0	1.0	1.0	1.0	1.0	1.0
10-12	1.0	1.5	1.5	1.5	1.5	1.5
13-14	1.5	2.0	2.0	2.0	2.0	2.0
15 (01-50%)	2.0	2.5	2.0	2.0	2.5	2.0
15+ (51-90%)	2.5	3.0	2.5	2.5	3.0	2.5
16 (01-50%)	3.0	3.5	3.0	3.0	3.5	3.0
16+ (51-90%)	3.5	4.0	3.0	3.5	4.0	3.5
17 (01-50%)	4.0	4.5	3.5	4.0	4.5	4.0
17+ (51-90%)	4.5	5.0	4.0	4.5	5.0	4.5
18 (01-50%)	5.0	5.5	4.5	5.0	5.5	5.0
18+ (51-90%)	5.5	6.0	5.0	5.5	6.0	5.5
19 (01-50%)	6.0	6.5	5.5	6.0	6.5	6.0
19+ (51-90%)	6.5	7.0	6.0	6.5	7.0	6.5
20* (01-50%)	7.0	7.5	6.5	7.0	7.5	7.0
20+ (51-90%)	8.0	8.0	8.0	8.0	8.0	8.0
20+ (91-99%)	9.0	9.0	9.0	9.0	9.0	9.0
20+ (100%)	10.0	10.0	10.0	10.0	10.0	10.0
21		11.0				
22		12.0				
23		13.0				
24		14.0				
25		15.0				

* Characteristics other than Dexterity which go above 20 roll for the level of the Second Requisite Factor

Concentration Level



he Concentration Level (Conc. L.) of a Magick User is the measure of his ability to control and cast magical spells. Players will note that all references to the power of Magick Users is made in terms of their Concentration Levels, not in terms of their experience levels. (To find the experience level, multiply the Conc. L. by 10,000 and consult the appropriate Experience Table in the section on Experience.)

To find the initial Concentration Level of a character, substitute in the following formula:

$$\text{Conc. L.} = (\text{IQ} + \text{Unfactored Second Requisite}) / 10 + \text{Experience Factor}$$

1. The reference to the Second Requisite in this formula is to the basic 1-20 result obtained when the character's Prime Requisites were rolled.
2. The Experience Factor is found by dividing the total experience points earned by a Magick User by 10,000.

Example A: A character has an IQ of 16 and, because he is an Alchemist, a Dexterity of 19 as his Second Requisite. He is just starting, and so has no points for experience:

$$\text{Conc. L.} = (16+19) / 10 + 0 = 3.5$$

Example B: Our Alchemist has been practicing Magick for some time now and has amassed 175000 experience points. His Concentration Level is:

$$\text{Conc. L.} = (16+19) / 10 + (175,000) / 10,000 = 21.0$$

Since the Concentration Level is constantly changing as a Magick User gains in experience, players should update it at the end of each expedition to keep an precise check on the status of a Magick Using character.

The Personal Magick Factor



he Personal Magick Factor (PMF) occupies the same place in the Magick Systems as the Personal Combat Factor (PCF) does in the Combat Systems. The PMF is basically a measure of the ability of a Magick User to "move" materials. It also determines his range, the duration of his spells, and the amount of damage he can inflict using certain types of Magick. The PMF is found by using the following formula:

$$\text{PMF} = \text{Second Requisite Factor} + \text{Astrological Factor} + \text{Alignment Factor}$$

1. Second Requisite Factor: see Second Requisite Table, above.
2. Astrological Factor: As players may have noticed, the "Stars" affect the lives and fortunes of characters in **Chivalry & Sorcery**. The Astrological Factor is found by taking the percentage bonus given in the Astrological Reading Table and dividing by 10. For example, a Well Aspected Virgo has a 15% bonus as a Magick User. To find his Astrological Factor, 15 is divided by 10, giving 1.5. This reflects the degree of favor by the Stars of his practice of Magick.
3. The Alignment Factor reflects the limits to which a Magick User will go to produce the effects he wants. The Chaotic has the greatest advantage because he has no real scruples. The Lawful has scruples, but receives "divine" assistance. The Neutral has some scruples and, at the same time, receives no special assistance, so he does not enjoy significant advantage.

$$\text{LAW} = 0.3 \quad \text{NEUTRAL} = 0.1 \quad \text{CHAOS} = 0.5$$

Example: Suppose a Magick User was an Enchanter. Bardic Voice is the Second Requisite, and with a score of 17 (at 1-50%), his Second Requisite Factor = 4.5. Because he is also a Well-Aspected Virgo, his astrological Factor is 1.5. He is also a howling Chaotic, giving him an Alignment Factor of .5. Substituting in the formula, we have

$$\text{PMF} = 4.5 + 1.5 + .5 = 6.5$$

The PMF given in the above example is the basic Power possessed by the character. The PMF will increase as the character advances to higher Magick Levels (MKL). The MKL of a character is nothing more than a relative measure of proficiency in the casting of spells. There are 22 Magick Levels, corresponding to the 22 cards of the Major Arcana in the Tarot Deck. The relation of the Magick Levels to Concentration Levels and to Experience has already been given in the section on Relationships of Measures of Magical Proficiency.

After the initial PMF has been decided, a character receives an increase of 2 PMF per Magick Level (MKL) he advances:

PMF	Direct Injurious Effect	Volume Multiplier (Basic Magick only)	Missiles	Material Factor	Time	Spell Range
Under 1	1 x EDF	x1	(x1)	1 x MKL	5' per MKL	
1 to 3	1 x EDF	x1	(x2)	2 x MKL	5' per MKL	
3 to 6	1 x EDF	x1	(x3)	2 x MKL	10' per MKL	
6 to 9	2 x EDF	x1	(x4)	3 x MKL	10' per MKL	
9 to 12	2 x EDF	x2	(x5)	4 x MKL	10' per MKL	
12 to 15	2 x EDF	x2	(x6)	4 x MKL	10' per MKL	
15 to 20	3 x EDF	x2	(x7)	4 x MKL	10' per MKL	
20 to 25	3 x EDF	x3	(x8)	4 x MKL	15' per MKL	
25 to 30	3 x EDF	x3	(x9)	4 x MKL	15' per MKL	
30 to 35	4 x EDF	x3	(x10)	5 x MKL	15' per MKL	
35 to 40	4 x EDF	x3	(x11)	5 x MKL	15' per MKL	
40 to 45	5 x EDF	x4	(x12)	6 x MKL	20' per MKL	
45 to 50	5 x EDF	x4	(x15)	7 x MKL	20' per MKL	
50+	6 x EDF	x5	(x20)	8 x MKL	20' per MKL	

Effects Damage Factor: The EDF is the basic unit of offensive damage caused by the various Basic Magick effects. The EDF of a given effect is found in the description of the Basic Magick spell being used. For example, 1 volume of fire does 1-6 points of damage where the amount of damage may be increased by the Direct Injurious Effects Multiplier when magic missiles are cast.

Direct Injurious Effects Multiplier: The DIE Multiplier is given in the Personal Magick Factor Table and is used to multiply the EDF x

the offensive capability of a particular Magick User. As a Magick User rises in power and ability, the multiplier increases in value.

Volume Multiplier: The volume Multiplier also appears in the Personal Magick Factor Table and is used to determine the amount of material that a Magick User can handle at any one time. The number outside the brackets represents the maximum number of standard volumes of material that the Magick User may fling as a missile. A Magick User with a PMF of 12, for instance, can cast a missile of 2 standard volumes. For example, this could be a magick missile of rock 1' x 1' x 2' and weighing 600 Dr. The number inside the brackets represents the maximum number of standard volumes of material he could create. Again, taking a Magick User with a PMF of 12, this would amount to 4 volumes or 1' x 1' x 4' of rock weighing 2400 Dr. As will be noted below, an Amplification spell will double the volume of material that can be handled.

Time Factor: The Time Factor gives the duration of an effect produced by a Magick User, and it is applied not only to Basic Magick but also to most other spells as well. The Time Factor is given in the Personal Magick Factor Table and indicates the number of turns the effect will last. For example, our Magick User of PMF 12 has a Time Factor of 3 x MKL. Suppose his MKL is 2. This gives a duration of 3 x 2 = 6 turns.

Range: The range of a Basic Magick Effect, and also the range of most other spells, is also given in the Personal Magick Factor Table. This is the maximum distance that a Magick User may usually send his spells. For example, our Magick User of PMF 12 and MKL 2 has a range of 10' per MKL or 20'.

The player is urged to become familiar with these terms as they are used repeatedly in subsequent discussions of the various types of Magick spells.

Relationships of magical proficiency



here are a number of different ways of measuring Magical Proficiency, and the following table is included to give players a quick comparison of the equivalencies of the different values:

MAGICK LEVEL	CONCENTRATION LEVEL	SPELL LEVEL	APPROXIMATE EXPERIENCE	PERSONAL MAGICK FACTOR BONUS
1	1-4	1	0	0
2	5-10	1	10K to 100K	+2 (2)
3	10-15	2	100K to 150K	+2 (4)
4	15-20	2	150K to 200K	+2 (6)
5	20-30	3	200K to 300K	+2 (8)
6	30-40	3	300K to 400K	+2 (10)
7	40-50	4	400K to 500K	+2 (12)
8	50-75	4	500K to 750K	+2 (14)
9	75-100	5	750K to 1000K	+2 (16)
10	100-125	5	1000K to 1250K	+2 (18)
11	125-150	6	1250K to 1250K	+2 (20)
12	150-200	6	1500K to 2000K	+2 (22)
13	200-250	7	2000K to 2500K	+2 (24)
14	250-300	7	2500K to 3000K	+2 (26)
15	300-350	8	3000K to 3500K	+2 (28)
16	350-400	8	3500K to 4000K	+2 (30)
17	400-450	9	4000K to 4500K	+2 (32)
18	450-500	9	4500K to 5000K	+2 (34)
19	500-600	10	5000K to 6000K	+2 (36)
20	600-700	10	6000K to 7000K	+2 (38)
21	700-800	11	7000K to 8000K	+2 (40)
22	800+	11	8000K+	+2 (42)

- Magick Level:** A term indicating relative proficiency of a Magick User.
- Conc. Level:** A term indicating the ability of a Magick User to focus his Power and concentrate on the actual casting of a spell.
- Spell Level:** A term indicating both the level of spell that the Magick User is able to learn with relative ease and the level of spell he can place in any Magick device at a particular Magick Level.
- Approx. Experience:** The approximate number of experience points required to attain a particular Magick Level, Concentration Level, and Spell Level. Magick Users are unusual in that they advance in development of fighting skills, body and fatigue improvement, etc., as some character types (they can be such types as Non-fighters, Foresters, Elves, Dwarves, even Fighters) but their proficiency in the practice of the Arcane Arts progresses according to an entirely different scale. The above guideline permits players to determine the Magick proficiency of characters of any type quickly. It also provided a quick guide to determining the experience level of any non-player character or Monster so that other data concerning fighting ability will be easily obtained from the Monster Profiles.
- PMF Bonus:** The bonus added to the basic PMF of any character or non-player character to compute Magical Combat skills and the ability to bring off Basic Magick Effects. The number in brackets is the cumulative total of bonuses given up to the Concentration Level.

Spells known by Non-Player Magick Users



hile the exact spells "known" by player-characters is readily available, non-player characters present a problem. Rarely will they know all of the spells at a given spell casting level. The following table randomizes the probability of a non-player Magick User knowing any given spell at a particular Spell Level. "Knowing" a spell means that the Magick User has reduced the resistance of the spell to BMR 0 at 100%. The table makes allowances for a Magick User's knowing spells beyond his current Spell Level, and also for not having bothered to learn certain spells.

Conc. Level	MKL	Level of the Spell the Non-Player Magick User Has learned										
		1	2	3	4	5	6	7	8	9	10	11
1-10	1-2	25	15	-	-	-	-	-	-	-	-	-
10-20	3-4	25	15	10	-	-	-	-	-	-	-	-
20-40	5-6	35	25	15	10	-	-	-	-	-	-	-
40-75	7-8	45	35	25	15	10	-	-	-	-	-	-
75-125	9-10	65	45	35	25	15	10	-	-	-	-	-
125-200	11-12	75	65	45	35	25	15	10	-	-	-	-
200-300	13-14	85	75	65	45	35	25	15	10	-	-	-
300-400	15-16	90	85	75	65	45	35	25	15	10	-	-
400-450	17	95	90	85	70	55	40	30	20	15	-	-
450-500	18	95	90	90	75	65	45	35	25	20	10	-
500-600	19	95	90	90	80	75	55	45	35	25	15	10
600-700	20	95	90	95	95	85	65	55	45	35	25	15
700-800	21	95	95	95	95	90	75	65	55	45	35	25
800-900*	22	95	95	95	95	95	85	75	65	55	45	35

*Each 100 Concentration Factors after 900 increases the probabilities by +5% for any spell to a maximum probability of 90%.

Fast Magick System



or those players wishing to avoid the complexity of the Magick System contained in Chivalry & Sorcery with regard to how Magick Users learn Magick, they may use the Non-Player Magick User Table above as a way of finding out which spells their player-characters have learned.

A player-character receives a chance to roll for a spell at the outset. A new Magick User rolls once for each concentration point he possesses.

A player-character receives a chance to roll for a spell each time he acquires 10,000 experience points (1 concentration factor). He may check only for spells at or below his Spell Level (see Relationships of Measures of Magical Proficiency). Spells which have been acquired in this manner give a character only 1/4 of the experience points normally assigned to them, but the player receives the full experience points for using them. This sort of spell selection should be reserved only to Basic Magick spells, thus allowing the character to learn some spells, or it can be "wide open"--in which case the player's spell selection is restricted by what his Master knows (a non-player character, usually). Players choosing the fast Magick route will not be allowed to combine effects or alter them any way.

Encounters with Magick Users



agick Users will be encountered but rarely in any dungeon or wilderness adventure because there are simply too few of them. However, when one does confront the adventurers, the following guidelines should be used to determine the proficiency of the "Monster" Magick User, and then the Non-Player Magick User Table should be consulted to determine which spells he has "learned":

1. If a Magick User is present in the party and has less than 200 experience factors (under 2,000,000 experience points), roll a 20-sided die and multiply the result by
 - a) 10 in civilized areas (towns, settled countryside, etc.);
 - b) 30 in wilderness areas or underground.
2. The result is the Concentration Level of the encountered Magick User.
3. If a Magick User is present in the party and has more than 200 experience factors (over 2,000,000 experience points), roll a 20-sided die and multiply
 - a) 30 in civilized areas;
 - b) 50 in wilderness areas or underground. The result is the Concentration Level of the encountered Magick User.
4. If no Magick User is present in the party, divide the experience points of the highest member of the party by 10,000 to obtain an experience factor.
 - a) If the experience factor is less than 200, roll a 20-sided die and multiply the result by 10.
 - b) If the experience factor is more than 200, roll a

20-sided die and multiply the result by 30. The result is the Concentration Level of the encountered Magick User.

5. If the encountered Magick User is accompanied by an apprentice or assistant, his junior partner will have a Concentration Level of 5% to 50% of that of his Master. Roll a 10-sided die. Each pip represents +5%, 50 a result of 6 would mean that the assistant is $5 \times 6 = 30\%$ of the Master's Concentration Level.
6. If the player conducting the expedition is so inclined, he may develop a Magick User of a specified level of experience without resorting to a random technique. However, in such an instant, the identity and power of the Magick User will be known to the party, and indeed the whole point of the expedition should have to do with their obtaining (or stealing) some item from him, or perhaps even slaying him.

Masters



ll young Magick Users have powerful Masters who teach them and protect them. The non-player Master's Concentration Level is found by rolling a 20-sided die and then multiplying the result by 25. However, the minimum level for any Master is a Conc. Level of 75, so ignore all die rolls of 1 or 2 and treat them as 3. For example, a die roll of 12 would give an apprentice a Master of Conc. Level 300 (equal to 3,000,000 experience points).

The spells known by the Master are then determined exactly by consulting the Non-player Magick User Table and rolling for each spell in the spell lists. An apprentice can learn only those spells which his Master possesses, and even then, only the spells at his current Spell Level. If his Master acquires a new spell, he may teach it to his pupil. Conversely, if an apprentice acquires a new spell (finds a scroll, book, etc.), he will deliver it into the hands of his Master. An apprentice who fails in this duty to his Master will be found out 90% of the time and punished appropriately. It should be pointed out that an apprentice has absolutely no magical protection against spells cast by his Master until he reaches experience level 5.

Magical Guilds, Orders, and Societies



n the time period covered by Chivalry & Sorcery, it is assumed that knowledge was so rare a commodity that no one could acquire enough of it on his own. Therefore, every Magick User begins by becoming an Apprentice to some Master Magician and by joining a Magical guild, order, or society.

Setting up a Magick Order

The first player to become a Magick User in a particular town or area is the one who sets up the Order by rolling for the number of Masters and Journeymen in the organization, and then determining their Concentration Levels as outlined immediately above for Masters. Journeymen are found by rolling a $1-20 \text{ die} \times 5 =$ Concentration Level, with a minimum of 15. The player then develops the headquarters of the Order--a form of "dungeon complex" which is subject to attack and which he must defend with the resources of the Order against intruders. The headquarters might be a converted inn, a small tower, or almost any structure.

The Magical Societies

A Magical Society is a loose organization of a number of Masters (2-12). Each Master has a chapter house, with 1-3 Journeymen and 1-4 Apprentices, 8-48 non-Magick User servants and guards, and 1-20 Monsters. Societies are regional or national in scope. Societies are regional or national in scope and are divided into two types. The open Society is established to further the Arcane Arts as a field of study. The secret Society has a sinister or evil purpose relating either to demonic influences or power-seeking on the part of the Masters. In any event, the Masters elect a Grand Master for life to oversee the activities of the Society. Promotion to the rank of Master occurs whenever a member reaches Concentration Level 75.

The Society Royal

The Society Royal is a national Magical Society recognized and encouraged by the King as contributing to the life of the nation. As such, it has 5-20 Masters, each with 3 Journeymen and 4 Apprentices. The Master Royal is the head of the society and is never less than Concentration Level 500, unless slain and replaced by a member of a lower level. The Master Royal has a tower in the Royal Castle in the Capital, and the others are scattered throughout the Kingdom, each Master maintaining a chapter house in a converted inn. Otherwise, the Society Royal is like any other Society.

The Arms of the Society Royal are quartered, with the Royal Arms in the upper right and lower left, the Arms of the Society in the lower right, and the Arms of the Master (who is a Grand Sergeant of the Throne Room) in the upper left. The Master Royal is a close Advisor and confidant of the King.

The Magical Guilds

Each of the Guilds is formally titled as "The Master, Wardens, and Commonality of the Art and Mystery of _____ of the City of _____."


The first blank is filled in with the name of the type of Magick Users who are in the Guild, the second with the name of the city. There are 2-7 Masters, double that number of Journeymen, and 2 Apprentices for each Master or Journeyman. The Magical Guild is organized like any other Guild: there is a Grandmaster, a Council of Warders composed of the Masters (Syndics), and the Commonality (Journeymen and Apprentices). The Grandmaster lives in the Guildhall, which contains the Council Chamber of the Guild as well as the Library. Journeymen and Apprentices attend classes at the Guildhall.

The Grandmaster is the Master with the highest Concentration Level, followed in rank by the other Master Warders in order of Concentration Levels. Journeymen are always from sister Guilds in other cities. Promotion to Journeyman comes at Concentration Level 15, and to Master at Level 75. Promotion to Grandmaster comes only with the death of the old Grandmaster.

The Quasi-Military Magical Orders

The Military Orders of Magick Users are formed either from Forester-Primitive Talents or Artificer-Mechanicians and Weaponsmiths. Each Order is a "Battle," divided into 10 Companies. Each Company is commanded by a Master with 10 Journeymen and 30 Apprentices, and 100 men-at-arms. The Captain-General of the Order is the most experienced Magick User, with all of the others having rank according to their Concentration Levels. Promotion to the rank of Captain or Captain-General requires the death of one's predecessor and a minimum Concentration Level of 75. All members of the Order are Fighting Men, with Masters and Journeymen being equivalent to Knights and Apprentices to Squires. Elves and Dwarves may join, and a Company usually has from 1-10 friendly monsters attached to it.

The headquarters of the Military Orders is usually a small castle or a large fortified manor house. These headquarters are superbly fortified and equipped because of the high quality of the troops within. Minimum qualifications for acceptance, in addition to Magical Prerequisites, are superior PCF and a Military Ability of 7+.



The Great White Lodge

Of all the Secret Orders, the **Great White Lodge** is the most secret. It is devoted to maintaining the natural order of things, hence its other name: The Masters of Karma. The Brotherhood is composed of Sacred Square Mystics, who are primary in the Circle, Cabbalists, Power Word Mystics, and Thaumaturgists. The Brotherhood is devoted to the study of the Arcane Arts and has a healthy dislike of the "prostitution" of Magick for "materialistic" and "worldly" ends. Thus it takes steps to neutralize the use of Magick in warfare and also its misuse by power-hungry Magicians who have forgotten their goal is study, not dominion over men. The ranks attained in the Great White Lodge are:

Conc. Level	Rank	Level of the Order
1-5	Student	Order of the Golden Dawn: The Outermost Level of the Lodge, in which aspirants are tested for worthiness.
6-7	Probationer	
8-9	Neophyte	
10-11	Zelator	
12-13	Practicus	
14-15	Philosophus	
15-25	Dominium Liminus	Order of the Rosy Cross: The Intermediate Level of the Lodge, the "Journeymen".
26-50	Adeptus Minor of the Outer Circle	
51-75	Adeptus Minor of the Inner Circle	
76-100	Adeptus Major	
101-400	Adeptus Axemptus	Order of the Silver Star: The High Council of the Lodge, the "Masters"
401-500	Bade of the Abyss	
501-600	Magister Templi	

601-700	Magus	of the Order.
701+	Ipsissimus	The Grandmaster of the Lodge.

Suggested Magical Orders

There follows a table of possible Magical Orders that could be formed in the campaign. Of course, not all of the Orders have to be formed, but players desiring to develop some are encouraged to do so in order to add "color" to daily play.



Type of Magick	Name of the Magical Order	Organization	Focus	Badge of the Order
Primitive	Company of Huntsmen Royal	Quasi-Military	Silver Arrow	Great Stag & Oak Leaves
Primitive	Society of Free Foresters	Society	Woodsmen's Axe	Forester's Cap & Crossed Axes
Primitive	Brothers of the Horse (Knights)	Quasi-Military	Riding Crop	Horse Rampant & Laurel Leaves
Drug Trance	Dream Brotherhood	Society	Medicine Bag	Staring Eye in White Triangle
Dance/Chant	Bear Society	Society	Bears Claws	Bears Rampant
Dance/Chant	Eagle Society	Society	Eagle Feather	Cloak Eagle with Outstretched Wings
Dance/Chant	Serpent People	Secret Society	Live Serpent in Staff	Coiled Viper about to strike
Shaman	Weather Masters	Society	Medicine Bundle	Blue Circle with Indigo Centre
Shaman	Fire Walkers	Society	Medicine Bundle	Red Circle with Flames in Centre
Shaman	The Ancient Ones (Druids)	Secret Society	Golden Sickle	Golden Sickle & Mistletoe
Medium	Society of Spiritual Friends	Society	Crystal Ball	Dove with Olive branch in beak
Alchemists	Royal Society of Hermetic Physicians	Society-Royal	Mortar & Pestle	Royal Arms & Mortar & Pestle
Alchemists	The Lodge of Seekers	Society	Mortar & Pestle	Circle in Square inside an egg
Alchemists	The Master, Wardens & Commonality of the Art & Mystery of Alchemy	Guild	Mortar & Pestle	Retort & Crucible
Astrologers	Royal Society of Astrologers	Society-Royal	Astrolabe	Zodiac Signs in Gold on Black
Astrologers	The Master, Wardens & Commonality of the Art & Mystery of the Stars	Guild	Astrolabe	Planet Signs in Silver on Black
Diviners	Dowsers' Society	Society	Diving Rod	Silver Divining Rod on Green
Diviners	Society of Mantic Arts	Society	Deck of Cards	Tarot: Wheel of Fortune
Hex Masters	The Kingdom of Wicca (Hidden Gov't)	Coven	Wand	Silver Circle & Pentagram
Hex Masters	Society of Independent Wizards	Society	Wand	Silver Circle & Sign of Infinity
Artificers	Company of Engineers Royal	Quasi-Military	Golden Ruler	Royal Arms & Gold Compass
Artificers	The Master, Wardens & Commonality of the Art & Mystery of Mystic Gems	Guild	Gem-cutter's Tools	Hand with Golden Rings
Artificers	The Master, Wardens & Commonality of the Art & Mystery of Armor-Smithing	Guild	Hammer & Forge	Helm & Crossed Swords
Artificers	Company of Sword Masters	Quasi-Military	Hammer & Sword	Crossed swords & Anvil
Necromancers	Dancers of Death	Secret Society	Bone Wand	Skull in Silver Circle
Necromancers	The Company of the Dark Brotherhood	Quasi-Military	Bone Wand	Skeletal Hand Clutching Dagger
Conjurors	The Iron Cauldron	Secret Society	Cauldron Black	Iron Cauldron on Red
Conjurors	The Master, Wardens & Commonality of the Art & Mystery of Mystic Brew	Guild	Cauldron	Crossed Spoons on Blue
Thaumaturgist	The Demon Ring	Secret Society	Wand	3 Red Pools in a Golden Circle
Thaumaturgist	Master, Wardens & Commonality of the Art & Mystery of Transcendent Essences	Guild	Wand	3 Black Rods on Silver
Thaumaturgist	The Great White Lodge	Secret Society	Wand	-
Cabbalist	The Master, Wardens & Commonality of the Art & Mystery of Ancients Scripts	Guild	Pen & Ink	Alpha & Omega in Gold
Cabbalist	Order of Fiery Chariot	Quasi-Military	Pen & Ink	Flaming Chariot on Silver Field
Cabbalist	The Great White Lodge	Secret Society	Pen & Ink	-
Power Word	The Master, Wardens & Commonality of the Art & Mystery of Words	Guild	Staff	Opened Scroll Encircled by Stars
Power Word	Society of Awful Word (Jesters)	Society	Punch on Staff	Jester in Motley
Power Word	The Great White Lodge	Secret Society	Pen & Ink	-
Sacred Square	The Demon Masters	Secret Society	Cloak	3 Interlocked Silver Rings
Sacred Square	The Numerical Fellowship	Secret Society	Cloak	Ring of 7 Interlocked Squares
Sacred Square	The Great White Lodge	Secret Society	Cloak	-
Enchanter	The Master, Wardens & Commonality of the Art & Mystery of Ancient Magick	Guild	Musical Instrument	Musical Instruments (Harp, Horn, Drum, etc.) in Ring
Enchanter	Royal Choral Society	Society-Royal	Instrument	Royal Arms & Golden Harp
Enchanter	The Silver Bell Society	Secret Society	Silver Bell	3 Silver Bells in a Triangle



Magical Resistance

In Physics, all objects have a basic inertia and resist any attempt to change their direction of motion or, if at rest, to move them at all. The same is true of Magick. Everything has a Basic Magic Resistance, which will be hereafter referred to as BMR. The BMR of anything a Magick User attempts to influence or control magically presents a resistance to such attempts to change it in any way.

The BMR of a spell, object, or creature is rated on an index of 0 to 10. A BMR 0 means that there is very little resistance to Magick. A BMR 10 means that there is a great deal of resistance of Magick.

All spells in Chivalry & Sorcery are given with a BMR assigned to them. The BMR reflects both the difficulty in mastering the spell itself and also the resistance of the objects or creatures that will be affected by the Magick effects created by the spells.

There are also some materials of special importance in the fashioning of Magick Devices. A list of these materials appears at the end of the Magick section, along with their BMR.

Magick Resistance Table

The following table is used when a Magick User is attempting to reduce the BMR of any spell or material. The percentages under each BMR level indicate the basic probability of successfully reducing the BMR. These probabilities may be increased by procedures outlined in the section of Enhancement of Spells which follows.

Magick Conc. Level	Spell Level	Basic	0	1	2	3	4	5	6	7	8	9	10	Success Bonus
1	1-4	1	25	25	20	15	10	5*	0*	-5*	-10*	-15*	-20*	+5%
2	5-10	1	30	25	20	15	10	5*	0*	-5*	-10*	-15*	+10%	
3	10-15	2	30	25	20	15	10	5	5*	0*	-5*	-10*	+10%	
4	15-20	2	35	30	25	20	15	10	5	5*	0*	-5*	+10%	
5	20-30	3	35	30	25	20	15	10	10	5	5*	0*	-5*	+10%
6	30-40	3	40	35	30	25	20	15	10	5	5	5*	0*	+10%
7	40-50	4	40	35	30	25	20	15	10	5	5	5	5*	+10%
8	50-75	4	45	40	35	30	25	20	15	10	5	5	5	+15%
9	75-100	5	45	40	35	30	25	20	15	10	10	5	5	+15%
10	100-125	5	50	45	40	35	30	25	20	15	10	5	5	+15%
11	125-150	6	50	45	40	35	30	25	20	15	10	10	5	+15%
12	150-200	6	55	50	45	40	35	30	25	20	15	10	5	+15%
13	200-250	7	55	50	45	40	35	30	25	20	15	10	10	+15%
14	250-300	7	60	55	50	45	40	35	30	25	20	15	10	+15%
15	300-350	8	60	55	50	45	40	35	30	25	20	15	15	+15%
16	350-400	8	65	60	55	50	45	40	35	30	25	20	15	+15%
17	400-450	9	65	60	55	50	45	40	35	30	25	20	15	+15%
18	450-500	9	70	65	60	55	50	45	40	35	30	25	20	+15%
19	500-600	10	70	65	60	55	50	45	40	35	30	25	20	+20%
20	600-700	10	75	70	65	60	55	50	45	40	35	30	25	+20%
21	700-800	11	80	75	70	65	60	55	50	45	40	35	30	+20%
22	800+	11	85	80	75	70	65	60	55	50	45	40	35	+25%

The percentages starred with an asterisk (*) do not add a "success bonus," and failure to cast them brings an automatic Backfire. (See "Backfire" in the chapter on Sorcery.)

The Success Bonus is added to the basic percentage at the next lower BMR if a Magick User unsuccessfully casts the spell while learning it.

Learning a New Spell

In Magick User spends a good deal of his time learning to master new spells disclosed to him by his Master or found in Scrolls and Books he has acquired.

If a new spell is at or below the current spell casting level of the Magick User, he will spend 3 days studying and contemplating the enchantment. At the end of that time, he may attempt to cast the spell.

If a new spell is above the current spell casting level of the Magick User, he will spend 7 days + level of the spell studying and contemplating the enchantment. At the end of that time he may attempt to cast the spell.

Under no circumstances may a Magick User learn a spell above his Research Limit (see IQ Prime Requisite). A new spell is learned by casting it. Success lowers the BMR; failure increases it.

1. Success: If a Magick User successfully casts a new spell, its BMR will drop by one level per success until BMR 0 is reached. The success bonus is added to the basic probability of casting the spell at the lowered BMR level. At BMR 0, each success permanently increases the basic probability by the success bonus. When 100% chance of casting the spell at BMR 0 is reached, the Magick User has "learned" the spell.

For example, Ole Flopspell, a Magick User of Concentration Level 27, has acquired a spell of BMR 4. He has a basic chance of 15% to cast the spell successfully. He "enhances" his percentages to 90% (Enhancement will be dealt with later). Casting the spell, he is successful. The spell is reduced to BMR 3, and his new chance is 20% + 10% success bonus = 30%

Ole Flopspell enhances his chances again to 90%, casts the spell, and is successful. The spell is reduced to BMR 2, and his new chance is 25% + 10% success bonus = 35%. So it goes until he has it at BMR 0, at 35% + 10% = 45%. Each time he casts the spell successfully, +10% is added to the basic chance of success. This is a permanent increase. At 100% he has completely learned the spell and will always be able to cast it without hesitation.

2. Failure: If a Magick User fails to cast a new spell, its BMR will increase by one level per failure until BMR 10 is reached. Failure to cast the spell at BMR 10 will permanently eliminate the spell from the Magick User's stock of spells. He can never learn it: it is apparently beyond his powers to learn. What is worse, when a spell is at a percentage marked with an asterisk (*), a Backfire occurs upon failure. Magical Backfires are dealt with later, but it might suffice here to note that the effects are exceedingly unpleasant.

Enchanting Materials

In order to turn ordinary, everyday materials into enchanted objects, the BMR of the materials must be reduced to BMR 0 at 100%. Reducing the BMR of objects proceeds in much the same fashion as it does for reducing the BMR of new spells. However, there is no bonus added for success until BMR 0 is reached.

Each successful enchantment cast upon the object increases the level of enchantment present in the object by a percentage equal to the success bonus + a % equal to the caster's Magick Level. When the total enchantment present equals 100%, the BMR is reduced to the next lower level and the object is said to be "partially enchanted."

A Magick User would probably wish to enchant an object fully, for 100% enchantment at BMR 0 is required to create a Magick Device from the materials. Once the object has been partially enchanted, each successful spell cast upon the object increases the level of enchantment at a particular BMR by the success bonus + % equal to the MKL of the caster + % equal to the Astrological Bonus of the caster. When the BMR has been reduced to BMR 0, with 100% enchantment, the object is said to be "fully enchanted." All that remains to be done is to fashion the materials into a Magick Device and to place the desired spells in it. (Note: The BMR of all materials used in Magick can be found in the List of Materials at the end of the Magick section.)

For example, suppose Ole Flopspell wished to enchant a bit of pigskin with BMR 3. With a Concentration Level of 27, he would have a basic chance of 20% of casting an enchantment successfully. With "enhancement," he obtains a good probability and successfully casts the spell. The pigskin now has 10% + 1% x MKL 5 = 15% enchantment at BMR 3. Six more successful spells, each adding +25% enchantment, would reduce the BMR to 2. The pigskin would be "partially enchanted." If Ole Flopspell wished to enchant the pigskin totally, each time he cast an enchantment spell, he would increase the level of enchantment by 10% + 1% x 5 MKL + his Astrological Factor (suppose it is +10%) = 25%. Four spells would decrease the BMR to BMR 1, eight to BMR 0, and 12 to BMR 0 at 100% enchantment.

Clearly, enchantment of materials is a lengthy process. But that is perhaps as it should be, for otherwise there would be a profusion of Magick Devices of great Power in the world, and one might as well conduct the campaign in the Twentieth Century, with its multiplicity of scientific marvels.

Limits on the Casting of Spells

Magick User is not capable of unlimited casting of spells: rather, he is severely limited as to the number and type of spells he may cast:

1. ENCHANTMENT SPELLS: When enchanting objects to a lower BMR, Magick Users employ a very neutral type of spell that has no effect other than the preparation of the material to receive spells. A Magick User may cast 1 Enchantment spell per day at 20% fatigue loss. He may enchant up to 1 Dr. of Material per MKL he possesses (3 Dr./MKL if Weaponsmith; 10 Dr./MKL if Artificer). He may enchant only 1 type of material per 5 MKL. Thus a MKL 15 Magick User could enchant 3 different materials at one

time, with a weight that totaled 15 Dr. (30 Dr. for Weaponsmith: 150 Dr. for Artificer).

2. UNLEARNED SPELLS: When casting "unlearned spells," a Magick User suffers 20% fatigue loss. He may cast such a spell as many times as he is able in a day, but only one of these castings will count toward reducing the BMR of the spell (although each failure will increase the BMR of the spell.) Extra -20% fatigue loss if spell over casting level.
3. LEARNED SPELLS: When casting "learned spells")BMR 0 at 100% success probability), a Magick User will incur one of the following fatigue losses:

 No Magick Aid: -10% fatigue loss + Extra -10% if above casting level.

 Magick Focus Used: -5% fatigue loss + Extra -5% if above casting level.

 Own Book or Scroll Used: -5% fatigue loss + Extra -5% if above casting level.
4. ENCHANTED MAGICK DEVICE: When casting spells contained in a Magick Device charged with its own magical power, a Magick User suffers one of the following fatigue losses:

 Own Magick Device Used: -5% fatigue loss.

 Other's Device Used: -10% fatigue loss + Extra -10% if above casting level.
5. NON-MAGICK USERS may learn to cast a spell contained in a Magick Device. If the IQ of the user is 11 or higher, he has a 10% chance per 2 IQ points of casting the spell, provided he knows the nature of the spell. Spells above casting level 1 carry a 10% + 10% chance per level thereafter of causing unconsciousness for 1-20 turns if the spell goes off. The spell will be at the Experience Factor and PMF of the Magick User who enchanted the Device.

Casting Learned Spells

Any spell which a Magick User has reduced to BMR 0 is considered to be a "learned" spell.

1. If he has increased his chance of successfully casting it to 100%, he has the spell completely memorized and requires no concentration time to recall it. He may cast the spell with assurance that it will create the desired effect. If it is used in a Magick attack, he proceeds directly to the Magick Conflict Table to target the spell against the intended victim or object.
2. If he has not increased his chance of successfully casting it to 100%, he has to "remember" the spell. Remembering is done either by consulting his % Ability to Remember Spells (see IQ Prime Requisite) or his % chance of successfully casting it. A check may be made during each firing phase of the movement portion of the turn. Once he has remembered the spell, he may cast it at his % chance of success. If it is used in a Magick Attack and the effect materialized, he proceeds directly to the Magick Conflict Table to target the spell against the intended victim or object.
3. A Scroll may be used in the place of "remembering" a spell, with the chance of remembering being the % Ability to Read Well (see IQ Prime Requisite). However, a Scroll requires 1 turn to read.

Casting Unlearned Spells

A known spell is an enchantment which a Magick User has by reducing it to BMR 0. Any spell which a Magick User has not reduced to BMR 0 but which he has acquired from his Master or from some other source is considered to be "unlearned."

1. The Magick User must consult his % Ability to Remember Spells. He must designate the spell he is attempting to remember and expend 1 turn in Deep Concentration undisturbed by any activity or physical violence done to his person. At the end of the turn, he rolls the percentage dice. This procedure is followed until he remembers the spell. He must cast the spell in the subsequent turn or else remember again. The spell is cast at his % chance of successfully creating the effect.
2. If the spell is used in a Magick Attack, it should be noted that the Magick Conflict Table is based upon spells at BMR 0. Since the Magick User is casting a spell above BMR 0 (it is unlearned"), his chance of successfully targeting the intended victim or object is reduced by 5% per BMR the spell is above 0.

For example, suppose a Necromancer (Major Arcane) has acquired a spell to Detach Dense Rock at BMR 6 but has not yet "learned" the spell by reducing it BMR 0. He decides to cast the spell against a Knight equal to his Experience Factor. There are no other targets in the path of the sphere of rock. The Magick Conflict Table gives a 60% chance of targeting successfully. However, a 6 BMR spell is reduced by -30%, so the chance of targeting is only 30%.

Furthermore, the % chance of successful targeting lost to having an unlearned spell can be recovered by Enhancement, but only up to the percentage printed on the Magick Conflict Table. If this % chance of targeting is not recovered temporarily by such means, a failure to "target" the intended victim causes an automatic Backfire. If the lost % chance of targeting is temporarily recovered by Enhancement, no Back fire will occur if targeting fails. The spell merely misses in this case.

It should be noted that if there is more than 1 target, only 1 target has to be struck to avert a Backfire; as the energy of the spell is discharged and cannot rebound on the caster of the spell. Detection and Communication spells will not produce a Backfire unless directed against a Circle of Protection. Nor will any spells intended to give benefit to another being, as these are targeted at the highest possible probability.

Enhancement of Spells



Magick Users often do not enjoy a favorable probability of casting a spell correctly (when learning it) or of targeting the spell in the Magick Conflict Table. "Enhancement" will improve chances of success.

When learning a spell (reducing it to BMR 0 at 100% chance of casting it), there is no upper limit to the % enhancement of one's chances if success in the Magick Resistance Table.

When targeting a spell in the Magick Conflict Table, a maximum of +25% may be added to the caster's probability of striking an intended target.

1. MEDITATION adds +1% enhancement per MKL to one's chances with a spell for each day spent in Meditation. Meditation is possible only when a Magick User is in surroundings of complete quiet and peace, and there is a 1-50% chance that all benefits will be lost if he is disturbed in the middle of his Meditations. If the spell is not at BMR 0, any benefits from Meditation may be applied only once. If the spell is at BMR 0, benefits may be applied 1-3 times. Magick users may possess 3 enhanced spells + 1 spell per MKL at any one time. Such spells are enhanced one at a time, but once enhanced they will remain at the improved percentages until they are cast. If a Magick User desires to discard one spell from his enhanced spells list and add another, the replacement spell must first be enhanced. The discarded spell then drops to normal success percentages.
2. FASTING hastens the process of Meditation by adding +1% enhancement per MKL to one's chances of success for each day spent fasting after the third day. After 21 days of fasting, the Magick User's fatigue levels will drop by 10% to 60%. After 40 days of fasting, his fatigue level will be at 10%, and he will suffer 1-3 points of damage to the body for each additional day spent fasting. A Fast is beneficial only when it is employed with Meditation.
3. RITES OF THE CHURCH add +5% enhancement to one's chances of success. Such benefit may be enjoyed once per week by attending a Mass. (This will only be effective if the Magick being enhanced meets with the Church's approval)
4. BENEDICTION bestowed by a Bishop or other high-ranking member of the Church Hierarchy adds +5% enhancement to one's chances of success with a spell. Since this is a great blessing, it may be added to the normal maximum of +25% enhancement of targeting probabilities, giving a new maximum of +30%. Only one Benediction may be so employed per enhanced spell, and no more than none blessing may be received per week. (Church's approval required to get the benefits of the blessing).

Example: Suppose a Magick User possessing a Concentration Level of 75 has discovered a Scroll containing a spell of level 5 and BMR 5. He would have a scant 20% chance of successfully casting it. Failure to perform the spell would increase the BMR to 6 and further reduce his chances. Enhancement is clearly in order. He is at MKL 8, so he will gain benefits quickly:

1. He goes to Church and receives the Sacraments: +5%
2. He Meditates for 7 days: 7 x 8 =+56%
3. He Fasts for 7 days: (7 - 3) x 8 =+32%

Total +93%

Since he had a basic chance of casting the spell of 20%, his probability is now over 100% and he will automatically be successful at creating the effect. However, he can add only +25% to his targeting probabilities if he casts the spell at an object or being.

5. EXPENDITURE OF FATIGUE POINTS may be used to enhance the chance of casting a spell or of targeting a spell. A +1% enhancement is obtained for each fatigue point the caster expends. However, when targeting in the Magick Conflict Table, a maximum of +25% enhancement from all sources (+30% if a Benediction was obtained) cannot be exceeded.

In addition to the enhancement procedures already outlined, Magick Users may also benefit from the following magical devices:

1. THE MAGICK FOCUS used by a Magick User will increase his chance of success with any spell he has learned (reduced to HMR 0) by +10%. The +25% targeting limit cannot be exceeded.
2. THE MAGICK BOOK used by a Magick User will increase his chance of success with any spell he has written in it (reduced to BMR 0) by + 10%. The +25% targeting limit cannot be exceeded.
3. A MAGICK SCROLL written by a Magick User will increase his chance of success with any spell inscribed in it (reduced to BMR 0) by +10%. The +25% targeting limit cannot be exceeded.
4. ANY MAGICK DEVICE he is using which was enchanted by another Magick User will target at the Experience Factor of the one who enchanted it. If the Device is Superior to the Magick User wielding it, he cannot enhance its effects unless he has himself learned the spell the Device is casting. Again, the 25% targeting limit cannot be exceeded.

enchantment is completed on the last hour of the last day of the Sign. The Magick User cannot be disturbed by anything except routine matters for the entire month and cannot engage in other tasks without risk of the whole enchantment failing. There is a 105% chance that any serious disturbance will disrupt the enchantment, with -5% from that probability for each MKL of the Magick User.

0% Result; The final enchantment must begin exactly on the first hour of the first day of the Sign and is completed on the last hour of the third week of the Sign. The Magick User must not be disturbed for the crucial 3-week period and cannot engage in other tasks without risk of the enchantment failing during the first and last weeks of the crucial period. There is a 100% chance -5% per MEL that the enchantment will fail if he is disturbed.

+5% Result; The final enchantment must begin in the first half of the Sign and lasts 2 weeks. The Magick User is free to engage in other tasks during the crucial 2-week period, but if he is disturbed or fails in any other task he has a 95% chance -5% per MEL that the enchantment will fail.

+10% Result; The final enchantment requires two weeks and may be completed at any time in the Sign. He is free to perform other tasks, but if he is disturbed or fails in any other task he has a 90% chance -5% per MKL that the enchantment will fail.

+15% Result; The final enchantment requires one week any time in the Sign. If the Magick User is disturbed or performs any other task in the crucial period, he has an 85% chance -5% per MKL that the enchantment will fail.

+25% Result; The final enchantment requires 2-7 days at any time in the Sign. If the Magick User is disturbed or performs any other task in the crucial period, he has a 75% chance -5% per MKL that the enchantment will fail.

If an enchantment fails, there is a chance equal to that of the failure that the materials used in the device will have to be re-enchanted. In any event, there is no possibility of performing the final enchantment unless the materials have not been ruined and sufficient time remains under the Sign to complete the work.

The favorability of the enchantment may be modified by well or poorly aspected the Magick User is himself. A +15% or +25% Astrological bonus increases the Lock factor (result in the Other column) by 1 level. Thus a Magick User possessing an Astrological bonus of +15% would increase a +5% Result to a +10% Result. If a +25% Result had already occurred, the percentage chance of failure would then be reduced by the Magick User's Astrological bonus. However, if a Magick User has a -5% Astrological bonus, he would drop his Lock by one level. If a -5% Result had already occurred, he would increase the percentage chance of failure by 5% to 110%.

Enchanting a Magical Device



"magical device" is any object fashioned of fully enchanted materials and containing one or more spells which are permanently retained in the object. In many cases, the spells in the device will be capable of self-recharge. If the wielder knows the nature of the spell contained in the device and has learned the secret of releasing it, he may cast the spell through the device.

Preparation of the materials to be used in making a device is outlined in the section on Enchanting Materials, above.

Simple Magical Devices



Simple magical devices may contain one or more spells and have a limited number of charges which must be replaced by the Magick User by casting a spell into the discharged device. In the case of potions, drugs, inks, poisons, brews, powders, and perfumes, the spell is discharged once per application, and the number of "doses" prepared is equal to the number of charges obtained. Once used, potions, drugs, etc., are consumed and cannot be recharged. Only devices of a permanent nature, like rings or wands, can be recharged.

To permanently contain a spell, a magical device must be fashioned from at least 7 different materials. Each material must be enchanted to BMR 0 at 100%. Such a device will hold one spell of casting level 1, with 1-10 charges. An additional material must be added for each level the spell is above casting level 1. Thus a spell of casting level 2 would require 7 + 1 = 8 different materials; level 3 spells need 7 + 2 = 9 materials; and so on.

If more than one spell is desired in the object, 3 different materials must be added to the number required for the highest spell contained in the device. Suppose 3 spells were to be placed in a ring. The highest is a level 4, requiring 7 + 3 = 10 materials. An extra 2 x 3 = 6 materials are needed for the other two spells, making a total of 16 different types of material. One charge is added for each additional spell placed in the device.

In all cases, 4 of the first 7 materials must be appropriate to the peculiar nature and form of the device:

- Metal Base: rings, amulets, etc.
- Wood or Bone: wands, rods, staves.
- Skin or Parchment: scrolls, books.
- Liquid: magical potions, drugs, inks, poisons, brews.
- Essence or Organic: magical powders, perfumes, poisons.

3. Once the Astrological situation has been determined, the Magick User will prepare his materials for the enchantment. He will require 15 materials, 7 of which must be appropriate to the peculiar nature and form of the device. This will provide a basic spell capacity equal to his MKL, with 0-100 charges. If additional spell capacity is desired, he may do one of the following things,

- a) Use 3 additional materials for each extra spell he wishes to place in the device.
- b) Use 1 Alchemical Material for each two extra spells he wishes to place in the device.
- c) Use any material with a basic BMR 0 for each extra spell he wishes to place in the device.

4. To provide the device with a "recharge" capacity of its own, he must enchant the seven Correspondences favorable to the Sign under which the device must be enchanted. The following table contains the Correspondences favored by each Astrological Sign, and substitutions are possible only under special circumstances explained below the table.

Magical Devices of Power



Devices of Power require exceedingly careful enchantment requiring the consultation of an Astrologer to determine the Sign under which the final enchantment (the placing of the permanent spells) must begin. Such enchantments can easily go wrong if the Magick User is disturbed during the enchantment process.

1. A Magick User must consult an Astrologer to discover the Astrological Sign under which the final enchantments must be performed. If that Sign has already passed, he must wait until it returns in the year. The Sign of the magical device will be found by rolling percentage dice on the Horoscope Table.
2. Once the favorable Sign of the magical device has been decided, roll again in the Other column of the Horoscope Table. This determines how well or poorly aspected the final enchantment of the device will be.

-5% Result; The final enchantment must begin exactly on the first hour of the first day of the Sign. The

Sign	Metal	Gem	Plant	Essence	Liquid	Skin	Bone
Aries	Iron	Ruby	Oak	Sage	Blood	Wolf	Bear
Taurus	Copper	Topaz	Pine	Sandalwood	Lake	Dove	Swan
Gemini	Mercury	Onyx	Willow	Orchid	Spring Water	Ape	Ibis
Cancer	Silver	Emerald	Lotus	Frankincense	Rain Water	Dog	Dog
Leo	Gold	Opal	Sunflower	Myrrh	Wine	Lion	Hawk
Virgo	Mercury	Diamond	Palm	Mace	River	Swallow	Ape
Libra	Copper	Jade	Yew	Aloes	Beer	Sparrow	Dove
Scorpio	Iron	Cornelian	Oak	Sulfur	Blood	Horse	Wolf
Sagittarius	Brass	Sapphire	Poplar	Cloves	Cooking Oil	Eagle	Eagle
Capricorn	Lead	Black Opal	Ash	Musk	Holy Water	Crocodile	Lizard
Aquarius	Lead	Aquamarine	Elm	Pink Rose	Lake Water	Frog	Snake
Pisces	Bronze	Pearl	Beech	Nutmeg	Sea Water	Hawk	Peacock

Substitutions are possible if the following guidelines are met:

Alchemical materials may replace any Correspondence of a similar type; e.g.; Star of Iron replaces Iron; Magick Oil replaces any liquid; the Mercuries replace any of the essences; etc.

Materials closely resembling the Correspondences may be substituted 10% of the time. For example, a lion skin could be replaced by that of any other hunting cat. However, one will not know for certain that the material will be acceptable until after it is enchanted to BMR 0 to 100%.

Materials having unique properties of their own which reflect the very nature of the device itself can always be substituted for the Correspondences up to a maximum of 3 substitutions. For example, Black Lotus can produce sleep, even death. If the device was a Wand of Command, Black Lotus could replace the Corresponding essence.

Blood, Skin, and Bones of enchanted beasts may always be substituted for those of ordinary creatures, provided they are of a similar nature. For example, Troll skin could replace wolf skin, as both are "hunting" creatures.

Sentient blood, bones, skins, etc., will be used by Evil Mages, who spurn the use of ordinary materials.

The recharge rate of a Device of Power is 3 charges per day. However, 1 additional charge is gained for each 3 Gems (different types) placed on the device, giving a maximum of 7 charges. Alchemical Gems act as 6 ordinary Gems and also boost the overall recharge capacity (see Alchemy). The Stars of Cooper, Silver, Gold, and Platinum, and the Fixed Mercury have a capacity to increase recharge rates as well (see Alchemy).

Magical Focusing Devices



Magick User will always prepare a Focus of Power for himself. The Focus has 10-100 charges with a recharge rate of 7 charges per day. (Recharge rate can be boosted as for any Device of Power). However, instead of the usual method of determining the materials to be used in a device, he must use the 7 Correspondences favorable to the Sign under which the Focus must be made plus the 14 from the Signs before and after it. A Gem six Signs removed from the Gem of the favorable Sign must be placed in the part of the object farthest from the Gem of the favorable Sign. For example, if the Gem of the favorable Sign is a Diamond, the opposite is Pearl. This polarizes the Magick in the Focus and gives the magical number of 22, corresponding to the 22 Major Arcana of the Tarot.

All of the spells a Magick User knows can be cast through a Focus, and 1 spell may be placed in it per MKL attained by the Magick User which is cast without loss of fatigue.

Amulets of Protection

Because of their broad protective powers, Amulets of Protection are prepared in the same manner as a magical Focus.

Magical Books and Scrolls



Unlike other "devices," magical books and scrolls require only a skin or parchment which is enchanted to BMR 0 at 100%. A magical ink must be prepared from 7 ingredients, also enchanted to BMR 0 at 100%, which is used to write the scroll with a quill pen from any flying creature (also enchanted to BMR 0 at 100%).

A spell will require 1 day per casting level to be properly inscribed. When the scroll or page of the book is completed, it will contain 2-7 charges. However, only a person who has learned the spell will be able to cast the spell from the scroll or book.

If the ink is prepared with the Correspondences, the scroll will have 1 recharge per day. Inks can be increased in recharge capacity by the addition of ground gems or Alchemical materials.

Cabbalists prepare a Focus which is nothing more than a magick Inkpot and Brush. The Symbols they inscribe are equivalent to a book or scroll, except that only 1 turn is required to make the inscription, after which one spell may be cast from each Symbol. Recharging Symbols require 1 day per casting level of the spell to write, with a 25% chance of error that requires repeating the process. Such Symbols are self-activating.

To read a magical scroll or book requires a Read Magick spell. If the scroll or book was not written by the Magick User, he must also Read Correctly (see IQ Prime Requisite). A minimum of 1 turn is required to read a scroll or a page in a book, after which the spell may be cast.

If a Mage has not learned the language in question he has not the power to read. Knowledge of the language permits reading. Normally, reading takes considerable time and Mages automatically acquire an "emergency speed-reading" ability that expends 5% of their fatigue levels in one turn: a Read Magick spell in effect.

When casting a spell from an enchanted scroll or book, a Mage has a chance of reading correctly corresponding to his IQ rating. Failure

to read correctly results in a misfire and the spell goes awry. To discourage Mages from indiscriminately blasting away with newly found scrolls, if a "correct reading" occurs, the spell is then cast at the probability of success for the MKL of the Mage on the Magick Resistance Table. Failure results in an immediate backfire as for all unlearned spells! Success permits him to go on to targeting.

Scrolls and books are uniquely magical in nature, and non-magick users who have learned the language of the writing may attempt to cast the spell at the minimum percentages given in the Magick Resistance Table. Backfire consequences should be as serious as the perils unleashed by the spell so activated. Magick is not for the uninitiated!

Magick Weapons and Armor

Magick Weapons and Armor are highly specialized devices and are dealt with in the section on artificers in The Magicians - Part II.

Quantities of Material for Enchantments



The Materials List provides a notation after each material giving the minimum quantity required for any enchantment. That quantity is the minimum amount needed when fashioning a device. For example, 2 Dragons of Ash is the smallest amount of wood that could be put into a wand if a spell was going to be permanently contained by the wand at all.

Magick Materials List



There are a great many materials which can be used in enchantments. The BMR, minimum amounts that must be enchanted for any purpose, and the source of materials are given in the list below. The Magick User or his agent has a limited chance per month of purchasing such materials in 1-6 times the minimum amounts needed if common materials, and in the minimum amounts stated for exotic materials. Only one attempt per month is made at any one source to purchase a given item. If such materials are found during the course of an expedition, if they are not rare or exotic, there is a 1-100% chance they are unusable. Roll a percentage die, note the result, and roll again. If the second die roll is lower than the first, the materials can be used. No more than 6 times the minimum amount will be usable from such a "natural" source.

Characters attempting to sell materials they have found will have the same chance of finding a buyer as is indicated for the chance to make a purchase. The price offered will vary from 10% to 60% of the market value for 1-10 times the minimum quantity. A material of high value will be bought only in small quantities, as few purchasers have the cash available to buy huge amounts.

BMR = Basic Magical Resistance of the material
 "E" = Material already fully enchanted to BMR 0 at 100%
 Quantity = minimum amount needed for enchantments.

Cost = price of the materials. Unless otherwise stated, the cost is per minimum quantity.

% = chance of finding a seller or buyer having the material on hand or wishing to buy it.

Alchemical Materials: This material is available most from Alchemists. All materials at stated BMR level and 50%. Only minimum quantity sold

BMR	Material	Quantity	Cost	%Seller
E	Fixed Mercury	1/10dr	?	1%
0	Star Platinum	1/10dr	?	3%
0	Star Gold	1/10dr	?	5%
1	Star Silver	1/10dr	?	7%
1	Star Copper	1/10dr	?	9%
1	Star Iron	1dr	?	15%
10	True Lead	10dr	?	20%
0	Alchemist Diamond	200ct	?	5%
1	Alchemist Ruby	200ct	?	5%
1	Alchemist Sapphire	200ct	?	5%
1	Alchemist Emerald	200ct	?	5%

1 ct = 1/1000dr in weight.

Alchemical Liquids: All Alchemical liquids are fully enchanted at BMR E/100%. They are only available from Alchemists in single doses with a 7% availability.

Metals: Precious metals are obtained from a Goldsmith or Silversmith. Common metals can be obtained from a Foundry in large quantities or an armorer or smith in smaller amounts. Generally supply is a matter of payment unless huge amounts are needed.

<u>BMR</u>	<u>Material</u>	<u>Quantity</u>	<u>Cost</u>	<u>%Seller</u>
0	Dragon Gold	1/10dr	?	5%
1	Dwarvish Gold	1/10dr	50gp	5%
1	Dwarvish Silver	1/10dr	30gp	5%
2	Gold	1/10dr	10gp	99%
3	Silver	3/10dr	30sp	99%
4	Copper	5/10dr	2sp	99%
4	Dwarvish Iron	3dr	12gp	20%
5	Iron	3dr	5sp	99%
6	Steel	3dr	10sp	75%
7	Dwarvish Steel	3dr	20gp	10%
10	Mithril	3dr	?	2%
9	Lead	10dr	10sp	99%
3	Electrium	2/10dr	10gp	50%
2	Platinum	1/10dr	50gp	10%
4	Bismuth	3/10dr	15sp	25%
6	Other Metals	10dr	5sp	50%

Gems: Gems may be obtained from Dwarves or Goldsmiths. From 10-100 gems may be on hand at any one time, with weights of 1-20ct. each. Sellers may sell 1-10 gems at a time. All costs are per ct, except Amber which is per 1/10dr.

<u>BMR</u>	<u>Material</u>	<u>Quantity</u>	<u>Cost</u>	<u>%Seller</u>
E	Mithril Cut Gem	5ct.	?	1%
0	Dragon Horde Gem	10ct.	?	2%
1	Dwarf-cut Diamond	10ct.	5gp	15%
1	Dwarf-cut Ruby	10ct.	5gp	15%
1	Dwarf-cut Emerald	10ct.	4gp	20%
1	Dwarf-cut Sapphire	10ct.	4gp	20%
2	Cut Diamond	20ct.	3gp	40%
2	Cut Ruby	20ct.	3gp	40%
2	Cut Emerald	20ct.	2gp	50%
2	Cut Sapphire	20ct.	2gp	50%
2	Carved Jade	20ct.	1gp	15%
2	Opal	20ct	2gp	20%
2	Amber	2/10dr	1gp	30%
3	Pearl	30ct.	1gp	30%
4	Raw Diamond	30ct.	1gp	55%
4	Raw Ruby	35ct	1gp	55%
4	Raw Emerald	40ct.	1gp	60%
4	Raw Sapphire	40ct.	1gp	60%
6	Semi-Precious	50ct.	5sp	80%

Woods: Most rare wood is found in the appropriate type of forest (normal, Entish, Elvish or sacred). All other type of wood can be purchased from carpenters, cabinetmaker or woodsmen.

<u>BMR</u>	<u>Material</u>	<u>Quantity</u>	<u>Cost</u>	<u>%Seller</u>
0	Female Ent	1dr	?	1%
1	Male Ent	1dr	?	5%
2	Entish Oak	3dr	?	10%
2	Entish Hazel	3dr	?	15%
2	Entish Yew	3dr	?	15%
2	Entish Ash	3dr	?	15%
E	Dryad Bone	1/10dr	?	1%
0	Dryad Skin	1/10dr	?	1%
1	Dryad Oak	1dr	?	5%
1	Dryad Hazel	1dr	?	5%
1	Dryad Yew	1dr	?	5%
1	Dryad Ash	1dr	?	5%
3	Elvish Oak	3dr	?	20%
3	Elvish Hazel	3dr	?	30%
3	Elvish Yew	3dr	?	30%
3	Elvish Ash	3dr	?	30%

1	Elvish Beech	3dr	?	7%
5	Other Wood	5dr	1-5cp	99%

Liquids: All liquids are available on the open market. Common Liquids may be purchased from wine sellers, oil merchants, etc. Some liquids can be simply found, others must be hunted down. Truly rare or exotic liquids may be purchased from an Apothecary. (Flagon =5/10dr wt.)

<u>BMR</u>	<u>Material</u>	<u>Quantity</u>	<u>Cost</u>	<u>%Seller</u>
E	Dragon Blood	1/10dr	9gp	4%
E	Medusa Blood (Right)	1/10dr	3gp	3%
E	Medusa Blood (Left)	1/10dr	5gp	3%
E	Holy Water	1 Flagon	var. (cleric)	20%
E	Wine of Drunkenness	1 Flagon	1gp	10%
E	Enchanted Pool	1 Flagon	?	2%
0	Elvish Blood	2/10dr	5sp	3%
0	Lycanthrope Blood	2/10dr	1gp	5%
1	Human Blood	2/10dr	5sp	8%
1	Troll Blood	2/10dr	2gp	5%
1	Fine Brandy	1 Flagon	2sp	50%
2	Great Cat Blood	2/10dr	1gp	10%
2	Great Eagle Blood	2/10dr	1gp	10%
2	Brandy	1 Flagon	1sp	75%
2	Pure Spring Water	1 Flagon	?	5%
3	Boar Blood	2/10dr	1sp	15%
3	Stag Blood	2/10dr	5gp	15%
3	Fine Wine	1 Flagon	20cp	75%
4	Wine	1 Flagon	10cp	99%
5	Animal Blood	5/10dr	2cp	99%
5	Mead, Beer	1 Flagon	Var. (1cp)	99%
6	Rain Water	1 Flagon	?	99%
7	River Water	1 Flagon	?	99%
7	Lake Water	1 Flagon	?	99%

Essences and Perfumes: All essences may be obtained from a perfumer or local herbalist

<u>BMR</u>	<u>Material</u>	<u>Quantity</u>	<u>Cost</u>	<u>%Seller</u>
E	Black Lotus	1/20dr	10gp	5%
0	Black Poppy	1/20dr	4gp	15%
0	Black Rose	1/20dr	10gp	5%
0	Frankincense	1/20dr	5gp	20%
1	Myrrh	1/20dr	5gp	15%
1	Purple Rose	1/20dr	5gp	15%
2	Musk	1/20dr	1gp	25%
2	Orchid	1/20dr	1gp	20%
2	Red Poppy	1/20dr	1gp	20%
2	Pink Rose	1/20dr	1gp	20%
2	Red Rose	1/20dr	1gp	20%
3	Sunflower	1/20dr	5sp	55%
3	White Rose	1/20dr	1gp	30%
3	Yellow Rose	1/20dr	1gp	25%
4	Cherry Blossom	1/20dr	1sp	50%
4	Gardenia	1/20dr	5sp	75%
4	Lavender	1/20dr	7sp	75%
4	Narcissus	1/20dr	4sp	70%
4	Peony	1/20dr	3sp	60%

Bones: Exotic bones either have to be hunted or they may be purchased from an Apothecary. The common variety are available from butchers, hunters, Rag & Bone men, etc.

<u>BMR</u>	<u>Material</u>	<u>Quantity</u>	<u>Cost</u>	<u>%Seller</u>
E	Chimera	1/10dr	20gp	2%
E	Dragon	1/10dr	25gp	5%
E	Dragon's Tooth	1/10dr	25gp	2%
E	Lycanthrope's Tooth	1/10dr	5gp	5%

E	Unicorn	1/10dr	25gp	2%	1	Newt's Eyes	1/10dr	10sp	25%
E	Unicorn Horn	1/10dr	10gp	5%	1	Snake's Eyes	1/10dr	5sp	30%
E	Balrog	1/10dr	25gp	5%	1	Tiger's Entrails	1/10dr	5sp	20%
0	Basilisk	1dr	5gp	5%	1	Toad's Liver	1/10dr	10sp	25%
0	Hobbit	1dr	7gp	5%	2	Great Eagle Feather	1/10dr	1sp	35%
0	Elf	1/10dr	1gp	5%	2	Hippogriff Feather	1/10dr	5sp	5%
0	Hippogriff	1dr	3gp	5%	2	Squid Suckers	3/10dr	3sp	15%
0	Minotaur Horn	1/10dr	6gp	5%	2	Wolf Eyes	2/10dr	3sp	35%
1	Boar's Tusk	1/10dr	1gp	5%	3	Other Monster Hide	12"x12"	3gp	15%
1	Human	1dr	5gp	5%	3	Parchment	12"x12"	5sp	99%
1	Giant	1dr	3gp	5%	3	Shark Skin	5"x5"	1sp	30%
1	Great Horse	1dr	5sp	10%	4	Other Feathers	2/10dr	1sp	40%
1	Ogre	1dr	3gp	5%	5	Sea Mammal Hide	10"x10"	1sp	30%
1	Rhinoceros Horn	2/10dr	1gp	10%	6	Animal Hide	12"x12"	7cp	75%
1	Troll	1dr	10gp	2%	6	Eel Skin	1"x1"	1sp	15%
2	Bat	1dr	3cp	25%	9	Leviathan Hide	1"x1"	100gp	1%
2	Lion	1dr	10sp	10%					
2	Lion's Tooth	1/10dr	1gp	10%					
2	Stag	1dr	1sp	25%					
2	Great Stag Horn	1/10dr	10sp	15%					
2	Stag Horn	1dr	1sp	20%					
2	Tiger	1dr	10sp	10%					
2	Tiger's Tooth	1/10dr	10sp	10%					
2	Wolf	1dr	5cp	25%					
3	Bull Horn	4/10dr	5cp	50%					
3	Elephant	1dr	5sp	10%					
3	Elephant Ivory	1/10	1sp	15%					
3	Eagle	1dr	3sp	25%					
4	Land Animal	1dr	1cp	75%					
4	Sea Mammal	1dr	2sp	25%					
4	Other Horn	4/10dr	2cp	50%					
5	Reptile	1dr	1cp	50%					
5	Turtle Shell	1/10dr	5cp	30%					
5	Other Teeth	2/10dr	1cp	50%					
6	Fish	1dr	1cp	50%					


Specific Organic, Compounds and Medicinal Minerals: All organics may be purchased from an Apothecary. They may also be gathered.

<u>BMR</u>	<u>Material</u>	<u>Quantity</u>	<u>Cost</u>	<u>%Seller</u>
E	Belladonna	1/20dr	1gp	20%
E	BlackLotus	1 Bloom	1gp	20%
E	Blackrose	1 Bloom	21sp	20%
E	Boneset	1/20dr	1gp	20%
E	Mistletoe	1/20dr	1sp	20%
E	Opium	1/20dr	2gp	20%
E	Pepper	1/20dr	5gp	50%
E	Saffron	1/20dr	2gp	30%
E	Shamrock (4-leaf)	1 Bloom	1gp	20%
0	Jasmine	1/20dr	1sp	25%
0	Mushroom (poison)	1/20dr	5cp	45%
0	Nightshade	1/20dr	1sp	30%
0	Orchids	7 Blooms	4sp	20%
0	White Lotus	7 Blooms	21sp	40%
0	White Rose	1 Bloom	7sp	20%
1	Aconite	1/20dr	1sp	20%
1	Arsenic	1/20dr	1sp	20%
1	Bullfist (Puffball)	1/20dr	1sp	50%
1	Cantharides	1/20dr	1sp	40%
1	Celandine	1/20dr	1sp	40%
1	Cherryblossom	1 dozen	1sp	35%
1	Comphrey	1/20dr	1sp	40%
1	Coral	1/20dr	2sp	35%
1	Destroying Angels	1/20dr	2sp	35%
1	Ginger	1/20dr	5sp	40%
1	Heliotrope	1/20dr	3cp	40%
1	Hyssop	1/20dr	7cp	40%
1	Monkshade	1/20dr	7cp	40%
1	Purple Rose	7 Blooms	7sp	25%
1	Purslane	1/10dr	1gp	75%
1	Rosemary	1/20dr	1gp	45%
1	Senna	1/20dr	1sp	30%
1	Sunflowers	7 dozen	1sp	50%
1	Wolfbane	1/20dr	1sp	30%
2	Absinthe	1/20dr	1sp	50%
2	Aniseed	1/10dr	2cp	60%
2	Balm	1/20dr	8cp	50%
2	Basil	1/20dr	7cp	65%
2	Cinnamon	1/20dr	1sp	40%
2	Devil's Bow	1/20dr	4cp	40%
2	Dogsbane	1/10dr	3cp	40%

Skins, Leathers, and Animal Tissue: These materials may be obtained from hunters or tanners if they are common, or from Apocatharies if rare. They may be hunted as well. Skins and leathers come in 12"x12" sections with an equivalent weight of 1dr, although some may be used in smaller portions or amounts. Animal tissues is given in minimum weights. Prices are for a 12"x12" piece or weight listed.

<u>BMR</u>	<u>Material</u>	<u>Quantity</u>	<u>Cost</u>	<u>%Seller</u>
E	Bats Eyes	1/10dr	20sp	15%
E	Dragon Scale	2"x2"	25gp	5%
E	Imp Hide	1"x1"	50gp	2%
0	Elvish Skin	4"x4"	10gp	5%
0	Troll Hide	12"x12"	10gp	5%
0	Virgin Skin	1"x1"	4gp	7%
1	Bat's Wings	1/10dr	15sp	20%
1	Ghoul Skin	12"x12"	5gp	5%
1	Giant Skin	12"x12"	6gp	7%
1	Great Horse Hide	5"x5"	15gp	5%
1	Hippogriff Hide	5"x5"	15gp	2%
1	Lion Heart	2/10dr	15sp	20%
1	Lycanthrope Hide	5"x5"	10gp	7%
1	Manticore Hide	5"x5"	10gp	7%
1	Vampire Skin	1"x1"	20gp	5%
1	Mummy Skin	1"x1"	20gp	5%
1	Balrog Imp Hide	1"x1"	15gp	5%
1	Balrog Hide	1"x1"	15gp	5%
1	Ogre Hide	12"x12"	25gp	9%

2	Linden Leaves	1/20dr	7cp	50%	4	Hensbane	1/10dr	2cp	75%
2	Moonwort	1/20dr	6cp	35%	4	Lime	1/20dr	1cp	70%
2	Margolis	1/20dr	7cp	35%	4	Marjoram	1/20dr	1cp	80%
2	Mace	1/20dr	2cp	35%	4	Oregano	1/20dr	1cp	60%
2	Nard	1/20dr	1sp	40%	4	Salt (sea)	1/25dr	1cp	90%
2	Palm	1/20dr	7cp	40%	4	Spearmint	1/20dr	3cp	80%
2	Poppy Seed	1/20dr	1sp	50%	4	Sorrel	1/20dr	1cp	70%
2	Red Rose	1 dozen	1sp	40%	4	Sweet William	3 dozen	1sp	50%
2	Rue	1/20dr	1cp	40%	4	Tansy	1/20dr	1cp	60%
2	Snowdrop	7 Blooms	1sp	25%	4	Tartar	1/20dr	1cp	60%
2	Sulpher	1/10dr	1cp	65%	4	Water Lily	1 dozen	1sp	40%
2	Tulip	1 dozen	1sp	40%	5	Calamint	1/20dr	1cp	90%
2	Wintergreen	1/20dr	7cp	35%	5	Chives	1/20dr	1cp	90%
3	Anise	1/10dr	1cp	65%	5	Endive	1/10dr	1cp	75%
3	Aloes	1/10dr	3cp	50%	5	Foxtail	1/10dr	1cp	70%
3	Bloodroot	1/20dr	3cp	55%	5	Fumitory	1/20dr	1cp	75%
3	Brodium	1/10dr	1cp	70%	5	Geraniums	3 dozen	1sp	40%
3	Chamomile	1/20dr	1cp	65%	5	Houseleek	1/10dr	1cp	90%
3	Catnip	1/20dr	1cp	65%	5	Marigolds	5 dozen	1sp	65%
3	Cloves	1/20dr	3cp	65%	5	Milkweed	1/10dr	1cp	85%
3	Chervil	1/20dr	4cp	60%	5	Mint	1/20dr	1cp	85%
3	Elderflower	1/20dr	2cp	60%	5	Moss	1/10dr	1cp	85%
3	Fennel	1/20dr	2sp	60%	5	Narcissus	3 dozen	1sp	25%
3	Fern	1/10dr	1sp	50%	5	OakApples	1/10dr	1cp	60%
3	Gentian Peppers	1/20dr	3cp	55%	5	Pansy	9 dozen	7cp	80%
3	Goldseal	1/20dr	1sp	60%	5	Pellitory	1/20dr	1cp	80%
3	Hazelnuts	1/10dr	1cp	65%	5	Thyme	1/20dr	1cp	85%
3	Horehound	1/20dr	2cp	60%	6	Assorted Nuts	1/10dr	1cp	85%
3	Ivy	1/20dr	3cp	55%	6	Birchbark	1/10dr	1cp	99%
3	Juniper	1/20dr	3cp	50%	6	Beetroot	1/10dr	1cp	85%
3	Maidenhair	1/20dr	3cp	45%	6	Daisy	7 dozen	1sp	65%
3	May Apples	1/10dr	1cp	50%	6	Lilies	7 dozen	1sp	70%
3	Nutmeg	1/20dr	1sp	30%	6	Parsley	1/10dr	1cp	85%
3	Orchis	1/20dr	3cp	50%	6	Peony	7 dozen	1sp	65%
3	Pink Rose	3 dozen	1sp	60%	6	Polenta	1/10dr	1cp	85%
3	Sandalwood	1/20dr	3cp	40%	7	Buttercups	5 dozen	1sp	75%
3	Sage	1/20dr	2cp	45%	7	Dandelion	7 dozen	1sp	70%
3	Sloe Berries	1/20dr	1cp	40%	7	Gladiolas	7 dozen	1sp	70%
3	Salt (Mined)	1/25dr	1cp	75%	7	Treebark	1/10dr	1cp	90%
3	Scabious	1/10dr	1cp	45%	8	Clover	7 dozen	1sp	90%
3	Wormwood	1/20dr	3cp	45%	8	Treeroot	1/10dr	1cp	99%
3	Yellow Rose	3 dozen	1sp	55%	9	Thistle	7 dozen	Free	90%
4	Almonds	1/10dr	1cp	75%	9	Thorns	7 dozen	Free	90%
4	Burdock	1/10dr	2cp	85%	1 bloom = 1/20dr for enchantment purposes				
4	Caper	1/20dr	1cp	75%	Fresh flowers available only in season				
4	Chrysanthemum	3 dozen	1sp	65%	Moulds and Fungi: These materials are available from herbalists and Apothecaries				
4	Coriander	1/20dr	2cp	75%	<u>BMR</u>	<u>Material</u>	<u>Quantity</u>	<u>Cost</u>	<u>%Seller</u>
4	Cornbine	1/20dr	1cp	75%	2	Toadstools	1/20dr	1sp	45%
4	Cowslip	1/20dr	1cp	80%	4	Yeasts	1/20dr	1cp	60%
4	Crowfoot	1/20dr	2cp	80%	5	Common Mushrooms	1/10dr	1cp	75%
4	Dayflower	1/20dr	2cp	55%	5	Slime Mould	1/20dr	5cp	45%
4	Foxglove	1/10dr	1cp	60%	6	Common Moulds	1/10dr	5cp	75%
4	Groundseal	1/20dr	6cp	80%					
4	Hawkweed	1/10dr	1cp	80%					



The Magicians: Part 2

Natural Magic Users

“Primitive Talents”

Unlike all other Magick Users, the Primitive Talents have a natural affinity for Magick and are able to cast some spells naturally, without actually learning them. Initially, a Primitive Talent will possess the following spells as “learned” spells:

Yeoman or Serf:
 Detect Tracks
 Find Direction
 Circle of Protection
 Hold Small Animal
 Hold Large Animal

Townsmen:
 Measure Volume
 Read Languages
 Circle of Protection
 Sleight of Hand

Guildsman:
 Measure Volume
 Read Languages
 Read Magick
 Circle of Protection

Nobleman:
 Detect Alignment
 Detect Tracks
 Find Direction
 Circle of Protection
 Hold Large Animal

In addition, any Primitive Talent with a Charisma or Bardic Voice of 15 or higher also has a Charm Person by virtue of the power of their personality or “gift of gab.”

Each time a character with a Primitive Talent earns 10,000 experience points (which is equal to 1 Concentration Level point or 1 Experience Factor), he may choose 1 spell from any category of spell within his spell casting level, except for Necromantic spells. A check is made on the table in Spells Known by Non-player Magick Users to see if he knows the spell as a natural ability. If he is successful, he acquires it as a “learned” spell. If he fails, he acquires no spell at all. In short, the Fast Magick System is used.

Primitive Talents are unable to enchant magical devices themselves but may use devices enchanted by others. Note: It is possible for Primitive Talents to pursue other vocations, such as Fighting Man or Cleric, for his magical abilities are innate to his nature and are not acquired by any active measures on his part.

Wood Elves

Elves are “Primitive Talent” Magick Users who are capable of enchanting magical devices, particularly a Focus which is always a +2 Magick Bow. They are foresters without parallel, and possess the following spells as “learned” spells” right from the beginning:

- Detect Altitude

- Detect Secret Door
- Measure Distance
- Detect Magick
- Detect Small Trap
- Detect Tracks
- Circle of Protection
- Find Direction
- Detect Observation

High Elves

High Elves are “Primitive Talent” Magick Users who possess all of the natural abilities of Wood Elves. However, they can advance as far as Enchanters in the practice of spells of Illusion and Command. They acquire spells “naturally” as they gain in experience points, with 1 spell possible for each new 10,000 experience points earned. However, unlike any of the other “Primitive Talents,” a High Elf is able to learn spells from scrolls, books, etc. They are capable of enchanting magical devices, including a +3 Magical Bow and +3 Arrows for the bow, which is a personal Focus.

Female High Elf who do not become Fighters will become able to specialize in spells of Communication and Revealing, with no spell being barred to them. They may also make an Amulet or Talisman like a goldsmith/Artificer. Their Focus will always be a jeweled Ring.

Elves are naturally endowed with the ability to fashion their own magical bows and arrows, and do not require the enchanted hammer, anvil, and temper used by Weaponsmiths. The Elf enchants the materials for his bow and his arrows. Once enchanted to 100% at BMR 0, the Elf fashions the weapons in the same time and at the same level as a Weaponsmith of the same MKL, to a maximum of +3. It is rare that an Elf would fashion more than one bow for himself, and he would never make a bow for a non-Elf. Elves also have the ability to determine favorable signs for their magical focuses and other devices of Power without consulting an Astrologer. They have an inborn sense of the right moment to perform the critical enchantments on magical items they are fashioning. There is no chance of error, either. This insight applies only to their own enchantments, so it cannot be used to give other Mages advice about their critical enchantment times. Certain of the High Elves (of exceedingly high MKL) seem to have mastered other areas of magick not normally associated with Natural Talents. Tolkien's Galadriel, for instance, appears to have learned Divination (her bowl of water is, in effect, a Crystal Ball in its effects). However, few characters will acquire such special abilities early. If the second requisite is sufficient, a second specialization in Magick will be possible at MKL 7, and a third at MKL 11. Such specializations will be learned spells.

Drug Trance Magicks

Like the Primitive Talent, the Drug Trance Magick User may follow some other vocation, practicing Magick as a kind of hobby or sideline. The Drug Trance Magician must employ powerful drugs to be able to cast any spells. The technique is both experimental and highly dangerous. He does not “learn”

spells as such; he stumbles upon them:

- The Drug Trance Magician will enchant a potion or powder according to the method given in the section on enchanting Simple Magical Devices. This is the only form of enchantment he is able to perform on any materials. The product is a drug which is capable of creating some effect, as yet unknown. He records the ingredients he used, then consumes 1 dose of the drug. The first time the drug is used, he will not be able to predict the effects.
- After 1-6 turns, the Drug User is thrown into a drugged state of mind, a form of waking trance. At the end of this time, he is capable of creating a magical effect:

- 1-20% = Basic Magick
- 21-35% = Detection spell
- 36-45% = Illusion Spell
- 46-55% = Command Spell
- 56-65% = Communication
- 66-70% = Transportation
- 71-90% = Black Magick
- 91-99% = Ancient Lore
- 100% = Summon Demon

A drug cannot be enchanted for a spell higher than the current spellcasting level of the Drug User. As soon as the category of spell has been determined by rolling percentage dice on the table above, a 6-sided die is rolled for each spell, starting at the first spell at the lowest casting level and working toward the spells of a higher casting level. Spells already obtained by the Magician and contained in any drugs he has made are not checked. As soon as a 1 or a 6 turns up, that is the spell contained in the newly created drug.

- A "1" result indicates that the drug is absolutely safe for use, and every time the "recipe" is used, the identical drug and magical effect will be obtained.
- A "6" result indicates that there are "impurities" in the drug, carrying the chance of a "bad trip" which is roughly equivalent to a Backfire. The magical effect will be produced, but there is also a 10% chance per casting level of the spell that the User will be thrown into a deep coma each time he uses the spell: 1-33% coma for 1-10 turns; 34-67% = coma for 1-10 hours; 68-100% = coma for 1-10 days. There is also a 1% chance per casting level of the spell that the drug is poisonous, with a check for poisoning being made once each day. Such a drug is not useless, merely dangerous each time it is used. It also has a 10% chance of poisoning anyone else for a 1-10 turn coma; 20% for a 1-10 hour coma; and 30% per day for a 1-10 day coma.
- If a "Summon Demon" spell occurs, one of two possibilities occurs. If a "1" result occurs, the Drug User may command the "demon" of the drug to place the spell of his choice in the drug (subject to the demon's casting level). If a "6" result turns up, the Drug User becomes addicted to the drug--a form of Demon Possession--and must have 1 fix per day. There is no other effect except the addiction, which can be broken only by Drug Users with a combined ID and Wisdom score of 30 or higher (basic 1 - 7% chance per day). The drug is not poisonous, but a random coma will result from its use. Within 24 hours of awakening, an addict will need another "fix."
- One cannot mix drugs safely. The effect of a "safe" drug lasts from 1-10 turns after it is taken. The person who is refereeing the adventure makes a secret determination of the time needed for a drug to wear off and writes it on a slip of paper. If a Drug User takes any other type of drug within that time period, he goes into reaction as if he had taken an "impure" drug (see %4. above). Note: Drugs producing any spells of Basic Magick may be mixed.

Because the Drug Trance Magician is not a conscious and deliberate Magick User as such, he may, as noted above, be found in almost any vocation. There is, however, a natural limit on the number of times a Drug User may cast a spell by consuming a drug which is based on his Constitution: Con. 1-10 = 4 x per day; Con. 11-15 = 5 x per day; Con. 16+ = 6 x per day. Exceeding this limit brings an "Over Dose", with a 1-67% chance of a comatose reaction and a 68-100% chance of a "Summon Demon."

Dance/Chant Magick



The Magick of the Dance/Chant is part of a very ancient tradition. The Dance/Chant User will retire to a lonely place in the wilderness where he fasts and meditates until he is sent a vision in a dream. The dream reveals his "Medicine," the Focus of Power which he must fashion in order to summon his Totem Spirit.

Unlike any other Magick User, the Dance/Chant User is totally involved in the practice of Spirit Summoning, a form of Demonology; only the Medium and the Evil Priest approach this involvement.

- In the dream, the Totem of the Dance/Chant User will appear:

- 1-20% = Bear; 21-40% = Wolf;
- 41-55% = Boar; 56-70% = Stag Deer;

71-80% = Wolverine; 81-90% = Lion; 91-100% = Eagle.

The Totem will show him the Sign of his Focus, which is always a drum or other primitive percussion instrument. (The Sign is determined by using the Astrological Table.) The Dance/Chant User will awaken and begin to enchant his Focus from the 22 Correspondences favored by the Sign shown him by his Totem. He will enchant no other devices except those of a personal Focus type.

- The Dance/Chant User will learn no spells, but his Totem will teach him 7 level 1, 3 level 2, and 1 level 3 Detection spell which he will possess as "natural talents" and may cast at 5% loss of fatigue points any time he desires.
- To summon his Totem to his assistance, the Dance/Chant User will play upon his Focus and chant rhythmically while dancing in a circle. In 2-7 turns he will fall into a trance, and the circle becomes a Circle of Protection. Inside the Circle will appear the misty shape of his Totem, which always assumes the shape of the Totem Animal. The power of the Totem depends upon the spell casting level of the Dance/Chant User:

Spell Level	Totem	Demon Equivalent	Abilities	Experience Factors
1	Small Animal Spirit	Demon Type I	cast level 1	spells 10
2	Large Animal Spirit	Demon Type II	cast level 2	spells 20
3	Totem III	Demon Type III	cast level 3	spells 40
4	Totem IV	Demon Type IV	cast level 4	spells 75
5	Totem V	Demon Type V	cast level 5	spells 125
6	Totem VI	Demon Type VI	cast level 6	spells 200
7	Totem VII	Demon Type VII	cast level 7	spells 300
8	Totem VIII	Demon Type VIII	cast level 8	spells 400
9	Totem IX	Demon Type IX	cast level 9	spells 500
10	Totem X	Demon Type X	cast level 10	700 spells

A Totem will cast at least one spell for the Dance/Chant User who summoned him. An additional number of spells will be cast, depending upon the level of the Totem as compared to the level of the Dance/Chant Users casting ability. To determine the number of spells that will be cast, add the casting level of the Magick User to one and subtract the level of the Totem. For example, a Dance/Chant User of casting level 6 will have 6 + 1 spells - 1 = 6 spells cast for him by a Small Animal Spirit (I), but if he had summoned a Totem IV he would receive only 6 + 1 spells - 6 = 1 spell. In short, the closer the Totem is to the spell casting level of the Dance/Chant User, the less he may command the aid of the Totem.

The Totems and Animal Spirits take over the protective Circle the moment they appear inside it, so the Circle will invariably be strengthened by their presence.

All spells of Animal Command are known to the Totems and Animal Spirits, however low they may rank. The same is true of Detection spells. Totems are unaffected by any form of Illusion or Command and protect everyone in a Circle as an Adept of maximum IQ or Wisdom with an Amulet of Protection.

- There is a 10% chance that the Totem will merge with the Dance/Chant User any time a spell is cast by the Totem. In such an instance, the Magick User will be seen to change shape, his form becoming that of the Totem. He will remain in that form 1-100 turns, with 5 x the hits the animal would normally be able to sustain and a hit probability of +50%. When in such a condition, the Magick User/Animal will possess an animal's nature but saves from "targeting" at the level of the Totem who has possessed him. He is unaffected by "critical hits" and attacks any creature who is hostile toward him or his companions. If so possessed, no further Magick will be performed, but a protective Circle will be maintained if the party is under magical attack.

There is also a +1% chance for each turn over the Time Factor of the Dance/Chant User that possession by the Totem will make an animal form permanent. For example, if he was possessed for 67 turns and had a Time Factor of 16 turns (the duration of his normal trance), he would have a 67 - 16 = 51% chance of permanently remaining in an animal form. At the end of the possession, he would become a Lycanthrope capable of assuming human form during the day on 1-25%, but also shunning human society. Such a being retreats to the wilderness and acquires a band of 20 animal followers like himself. While not hostile, he will be dangerous to all not of his kind. After 7 years, he will become a protective Spirit of the animals he resembles.

- A Dance/Chant trance may be extended beyond the Time Factor of the Magick User by the expenditure of 1 fatigue point per turn. However, such an extension will bring a risk of Possession by a Spirit of Totem rank.

Mediums



Mediums have no Master, although they may be members of Magical Orders and have superiors in the Order. The Medium acquires a Spirit guide who is a long departed Magick User. The initial contact with the guide is achieved by trance practice, with a chance equal to the "Memory" percentage given for a particular trance level. Until he obtains his first contact with his guide, a Medium can perform no Magick.

Mediums claim the abilities to listen to and relate conversations with spirit voices; go into a trance and speak without knowledge of what is being said; allow a spirit to control their body and speak through it; relay messages from the spirits to those who wish to contact them with the help of a physical tool, such as a writing instrument.

Trance		Danger					
Level	BMR	Duration	Point	%Memory	Number of Controls	Fatigue	Loss
I	0	10 Turns	7 Turns	5%	1 (Spirit Guide)	-20%	Fatigue
II	1	15 Turns	9 Turns	7%	2 (Guide + 1 other)	-25%	Fatigue
III	2	20 Turns	12 Turns	10%	3 (Guide + 2 others)	-30%	Fatigue
IV	4	25 Turns	15 Turns	12%	4 (Guide + 3 others)	-40%	Fatigue
V	4	30 Turns	18 Turns	15%	5 (Guide + 4 others)	-50%	Fatigue
VI	7	40 Turns	24 Turns	21%	6 (Guide + 5 others)	-75%	Fatigue
VII	9	60 Turns	33 Turns	33%	7 (Guide + 6 others)	-100%	Fatigue

- A trance lasts for a variable duration, depending upon the wishes of the Medium. He will make contact with his Spirit guide in 1-6 turns after the beginning of the trance. Contact with any other Spirit is made 1-3 turns after the Spirit Guide attempts to find him. Except for the Spirit guide, any Spirit the Medium contacts will tend to evade a question. There is a +10% chance per level of the trance that a Spirit will answer 1-3 questions truthfully. Only information specifically and precisely demanded in question will be given.
- If the Danger Point is passed during a trance, the Spirit who is currently present will literally possess the Medium. During "possession," the Medium acquires the powers and knowledge of the "Control." However, Insanity may result at +5% chance per turn over the danger point, with the possibility being checked each 3 turns or part thereof. If Insanity occurs, the control is trapped in the Medium and the Medium's personality will change to that of the Spirit possessing him. However, the Medium will not possess any of the Spirit's powers. An Exorcism is necessary, but there is only a 1-10% chance the Spirit guide will be able to lead the Medium to any one Cleric capable of performing the rite. (Note, this percentage is reduced by a % equal to the level of the trance if over level I.)
- It is possible to remember 1 spell any Spirit teaches the Medium or casts during a state of "possession." If the Control is a Fighter, Thief, or Cleric during a "possession," remembering gives the Medium 1 ability which the Control possesses, but only at the current experience level and spell casting level of the Medium. However, to learn any spell above casting level 1, the Medium must remain in a trance state beyond the danger point for 1 turn per level of the spell before attempting to break contact. Upon his returning to consciousness, the Medium consults his chances of remembering by rolling percentage dice and comparing the result to the % Memory needed to learn the ability.
- A Medium must enchant a Crystal Ball by placing the quartz sphere in a mixture of the 22 correspondences required by the Sign of the Focus. Once the Crystal Ball has been fully enchanted, he may cast 3 spells per day through it + 1 spell per 4 MKL he has attained. This is the only way in which he may cast any Magick directly.

To determine the important characteristics of the Spirit guide, the following factors must be determined:

Alignment Magick User Type

Non-player experience Factor=(1d20 x 20)

Sex Non-player Spell Knowledge

To determine the important characteristics of a Spirit/Control, the following factors must be determined:

Alignment Social Class and Vocation=Refer to Social Class Table)

Non-player Experience Factor = (1d20 x 10) Sex

The age of any Spirit before it died is found by dividing the Experience Factor by 2. The Minimum Experience Factor is 30. For additional "color," another player may give details as to how long ago the Spirit died, where it lived, etc.

- MKL 2 = Cure grievous Wounds, Remove Curse
- MKL 3 = Neutralize Poisons
- MKL 4 = Speak with Animals
- MKL 6 = Exorcism
- MKL 7 = Speak with Plants
- MKL 10 = Raise Dead
- MKL 16 = Raise dead Fully

Shamanism is a range of traditional beliefs and practices concerned with communication with the spirit world. A practitioner of shamanism is known as a shaman. There are many variations of shamanism throughout the world and several common beliefs are shared by all forms of shamanism. Shamans are intermediaries between the human and spirit worlds. According to believers, they can treat illness and are capable of entering supernatural realms to provide answers for human beings.

Shaman have Masters, from whom they learn their Magick. They may cast spells directly, or they may go into a trance which enhances their ability to enchant materials or cast spells by 25%. In the trance state they may also summon demons:

Trance		Danger							
Level	BMR	Duration	Point	Summoning	Enchantment	Targeting	Loss	Fatigue	
I	1	7 Turns	1d6 Turns	Spirit I	-	+10%	-5%	Fatigue	
II	2	9 Turns	2d6 Turns	Spirit II	-1/2 BMR	+10%	-5%	Fatigue	
III	3	12 Turns	3d6 Turns	Totem III	-1/2 BMR	+10%	-10%	Fatigue	
IV	4	15 Turns	3d6 Turns	Totem IV	-1 BMR	+15%	-20%	Fatigue	
V	5	16 Turns	4d6 Turns	Totem V	-1 BMR	+15%	-30%	Fatigue	
VI	6	21 Turns	4d6 Turns	Totem VI	-2 BMR	+20%	-40%	Fatigue	
VII	7	24 Turns	5d6 Turns	Totem VII	-2 BMR	+20%	-50%	Fatigue	
VIII	8	27 Turns	6d6 Turns	Totem VIII	-2 BMR	+20%	-60%	Fatigue	
IX	9	30 Turns	6d6 Turns	Totem IX	-3 BMR	+25%	-75%	Fatigue	
X	10	36 Turns	7d6 Turns	Totem X	-3 BMR	+25%	-100%	Fatigue	

If the "danger point" is exceeded, one fatigue point is lost for each turn over the danger point the trance lasted. The trance duration is fixed and cannot be altered. If fatigue points are lost in excess of the total Fatigue Level, damage is assessed against the body of the Shaman. No movement is allowed on the part of the Shaman while in a trance. If he moves or is disturbed by a violent blow, 1-20% Fatigue (minimum of 1 point) will be lost, with a 1-20% chance of 1-6 points of damage to the body as well.

- Shaman will enchant a Focus, a "Medicine Bundle" composed of the 22 Correspondences favored by the Sign of the focus. The favorable Sign is revealed to the Shaman by his Totem Spirit when he goes into the wilderness to fast and meditate for 21 days. The Totem will appear in the form of an animal (see Dance/ Chant Magick for details).
- The Shaman must enchant potions containing spells he has learned. He will also enchant Protective Amulets.
- Demons summoned by a Shaman are of the Totemistic variety dealt with in Dance/Chant Magick.
- There is 5% chance per Body point lost during the trance that the Spirit will possess the Shamam. Consequently the Shaman is possessed both mind and body, either forced or willingly, and become a Shade. Since only an evil spirit would welcome the opportunity to enter and control the body of a living creature, Shades are altogether vile and cruel. Nevertheless, they are also intelligent and cunning, and skilled in magic and swordplay. They have superhuman abilities, such as the ability to see as clearly at night as they could during the day. A Shade can only be killed by being stabbed through the heart; otherwise, it will merely be temporarily disembodied, and will reappear elsewhere, stronger than ever and healed. Shade have crimson hairs and their faces are deathly white with the appearance of a death mask or a polished skull that had its skin pulled back to give the appearance of life. Their teeth are filed to points with narrow lips.

Shamen



Like Dance/Chant Users, Shaman belong to an ancient magical tradition. Because they are quasi-religious figures, Shaman acquire the following Clerical "Miracles" in addition to any spells they may learn:

- MKL 1 = Cure Minor Wounds



The Minor Arcane

Alchemy



Alchemists usually come in two types: those who are medically oriented and are Physicians as well as Alchemists (1-65%); and those who are philosophically oriented and seek to know the ultimate nature of things (61-100%).

Physician-Alchemists may learn basic spells of curing (see Clerical Miracles) for Minor Wounds and Serious Wounds at spell level 1 at BMR 1, and for Disease at level 2 at BMR 2.

Alchemy (Arabic: al-khimia) is both a philosophy and a practice with an aim of achieving ultimate wisdom as well as immortality, involving the improvement of the alchemist as well as the making of several substances described as possessing unusual properties. The practical aspect of alchemy generated the basics of modern inorganic chemistry, namely concerning procedures, equipment and the identification and use of many current substances.

Alchemists are the source of much of the world's most important Magick materials needed to produce devices of the greatest Power. These materials are the by-products of the Alchemical operations performed in the course of the Alchemist's transmutation of the metals and the commencement of the Great Work. The Alchemist's goal is to become the Arceus. To be an Arceus was to teach the supreme mystical state, the identification of the self with the Divine unity of all things. Alchemy, furthermore, is the exclusive pursuit of Men, for it belongs not to the temperament of Elves, Dwarves, or Hobbits.

Rank	MKL	Task which Must Be Mastered to Advance in Proficiency
Novice	1	Tending the Master's Fires*
Apprentice III	2	Conquest of the Common Metals I*
Apprentice II	3	Conquest of the Common Metals II*
Apprentice I	4	Grasp of all the Common Compounds*
Scholar IV	5	First Entity of Liquids
Scholar III	6	First Entity of Liquids*
Scholar II	7	First Entity of Herbs
Scholar I	8	First Entity of Herbs
Master II	9	First Entity of Gems: Emeralds
Master I	10	First Entity of Gems: Emeralds*
Sage II	11	First Entity of Gems: Sapphires
Sage I	11	First Entity of Gems: Sapphires*
Adept VIII	13	First Entity of Gems: Rubies
Adept VII	14	First Entity of Gems: Rubies*
Adept VI	15	First Entity of Gems: Diamonds
Adept V	16	First Entity of Gems: Diamonds*
Adept IV	17	First Entity of Metals: Lead*
Adept III	18	First Entity of Metals: Iron, Copper, Zinc*
Adept II	19	First Entity of Metals: Gold, Platinum, Mercury*
Adept I	20	The Philosopher's Stone and the Elixir*
Arceus	21	The Great Work
Arceus Magnus	22	The Great Work

Unlike other Magick Users, Alchemists advance in Magick level and Spell Casting level according to their success with the tasks set for them at any stage of their careers. When a task is completed at any level, the Alchemist automatically moves to the next MKL and casting level. Experience points are used only to determine body and fatigue points, and to establish the Alchemist's fighting ability. An Alchemist cannot move to a higher level of proficiency in Magick, however many experience points he has, if he has not completed an assigned task.

An Alchemist cannot advance past MKL 6 until he has completed the First Entity of Liquids. However, through experience gained by performing various forms of magick (enchanting potions, etc.) he can advance within the Task from MKL 5 to MKL 6. Use the Relationships of Magical Proficiency to find the total experience

required. For example, a Scholar IV would be at 200,000 - 300,000 experience points; at 300,001 experience points, he would advance to Scholar III at MKL 6. However, despite the fact that he subsequently acquired another 100,000 experience points and reached 400,001, until he discovers the First Entity of Liquids he cannot attain MKL 7. This example holds true for all two-phase tasks as well as for single-phase tasks.

TENDING THE MASTER'S FIRE: The Novice is any character who is deficient in the Second Requisite (Dexterity 1-12). He must spend 1 year tending the Master's many experiments until he settles down a bit. During this period, no Magick may be performed or spells learned. The Novice may be sent out on "errands," however.

CONQUEST OF THE COMMON METALS I: The Apprentice learns of the each of the common metals (lead, zinc, bismuth, iron, steel, copper, brass, bronze, silver, gold, platinum, electrum, and Mithril). Apprentices with IQ's below 19 learn 1 metal per month, IQ's of 16-20 learn 2 metals per month; IQ's above 20 learn 1 metals per month. 1000 experience points + 200 per month spent are awarded at the completion of the task, and the Apprentice advances to the next Magick Level. And yet, no other magick is performed.

CONQUEST OF THE COMMON METALS II: The Apprentice learns 14 Detect Metal spells of casting level 1 and BMR 1. When the spells are learned, he will have a permanently operating Detect Metal spell which reveals the presence of any metal when he looks at a sample, including whether it is common metal or metal from a Dwarfish, Dragon, or Alchemical source. Experience points are awarded for learning the spells. The Apprentice can now enchant any metal by reducing the BMR by 40% + % equal to 2 x MKL per spell of enchantment. (See Enchanting Materials). He writes down the spells and other information he has on the common metals in a book in 10 + 1-20 days, then advances to the next Magick Level.

GRASP OF ALL THE COMMON COMPOUNDS: The Apprentice literally learns each material in the Magick Material Table (except metals). Apprentices with IQ's below 15 learn 20 materials per month. IQ 15-19 learn 30 materials per month; IQ 20-25 learn 50 materials per month. When a material is learned, the Apprentice also learns to enchant it by reducing the BMR by 40% + % equal to 2 x MKL per spell of enchantment cast. He may also begin to learn spells up to his casting level which he may place in materials to make potions, powders, perfumes, and the like. He is limited, however, to spells which affect matter (Basic Magick), curative spells, and poisons (Black Magick). He may duplicate any other potion or powder which comes into his possession, however, provided the spell contained in the original sample is not above his casting level. The Apprentice must spend 1/2 of his time learning the common compounds; the "free" time may be spent in other activities. At the completion of the task, 1000 experience points + 200 per month spent in learning is awarded, and the Apprentice advances to the Next Magick Level.

THE FIRST ENTITY OF LIQUIDS: The Scholar begins the first stage of real Alchemy, which is to produce the Philosophical Sulfur. This is a Stage I process (see "Alchemical Operations" below) and requires 1 cask of wine, 7 liquids, 7 flowers, 7 essences, and 21 Organics. Success with the task earns 10000 experience points and the Scholar goes to the next Magick Level. Only 1 week at the start of each operation is taken up in the task; the remaining time is open for any other activity.

THE FIRST ENTITY OF GEMS: For the Alchemist, the main product of the First Entities of Gems is the Great Water of Emerald, Sapphire, Ruby, and Diamond. These and other by-products are discussed below. Until the Alchemist has succeeded in producing the Great Waters in order, he cannot proceed to the one below:

- **Emerald:** A Stage I operation requiring 3 Dr. of raw emeralds (2 Dr. of cut or 1 Dr. of Dwarf-cut), 7 flowers, 7 liquids, 7 powdered skins, 7 bones, and 7 Organics. On completion of the task, 10000 experience points are awarded. Only 1 week at the start of each operation is taken up by the task; the remaining time is free.
- **Sapphire:** A Stage II operation requiring 3 Dr. of raw sapphires (2 Dr. cut or 1 Dr. Dwarf-cut), 7 liquids, 7 ground metals, 7 horns, and 7 Organics. On completion of the task, 25000 experience points are awarded. Only 1 week at the start of each operation is required by the task; the remainder is free.
- **Ruby:** A Stage III operation requiring 2 Dr. of raw rubies (1 Dr. of cut or 1/2 Dr. of Dwarf-cut), the blood, bones, and skins of 14 different Monsters, 7 Earths, and a 1/4 Dr. pinch of pepper. 10000 experience points are awarded upon completion. Only 1 week at the start of each operation is required by the task; the remainder is free.
- **Diamond:** A stage IV operation requiring 1 Dr. of raw diamonds (1/2 Dr. of cut or 1/4 Dr. of Dwarf-cut), 14 Organics, 7 bloods, 7 waters, and 1 sunflower ground in 10 square inches of dragon skin. 40000 experience points are awarded upon completion. Only 1 week is required at the start of each operation; the remainder is free.

THE FIRST ENTITY OF METALS: For the Alchemist, the main product of each First Entity of a metal is the "mercury" or clear liquid which is obtained: Lead: A Stage II process requiring 1000 Dr. of lead, 1 sapphire, and 7 essences. 20000 experience points are awarded for success.

- **Iron:** A Stage III process requiring 500 Dr. of iron, 1 ruby, and the blood of 14 different creatures. 10000 experience points are awarded for success.

- Copper: A Stage III process requiring 250 Dr. of copper, 1 emerald, and 7 bones. 10000 experience points are awarded for success.
- Silver: A Stage III process requiring 100 Dr. of silver, 1 diamond, and 7 liquids. 10000 experience points are awarded for success.
- Gold: A Stage IV process requiring 50 Dr. of gold, 1 diamonds, 7 liquids, and 1 sunflower. 40000 experience points are awarded for success.
- Platinum: A Stage IV process requiring 25 Dr. of platinum, 3 diamonds, 7 liquids, 7 essences, and 1 Black Rose, 1 Black Lotus, and 1 Black Poppy. 40000 experience points are awarded for success.
- Mercury: A Stage IV process requiring 5 Dr. of Quicksilver (Mercury) ; 3 Elvish Oak; freshly cut; 1 diamond; and the blood of a freshly killed Troll or Hobbit. 40000 experience points are awarded for success.

THE PHILOSOPHER'S STONE: A Stage V process requiring 7 parts Philosophical Sulfur, 7 parts Philosophical Salt, 7 parts of each of the 7 "Mercuries" of the metals, and 7 parts of Great Water. Each "part" is equal to 7 Dr. or 10 "doses."

THE ELIXIR: A Stage V process requiring 7 parts Philosophical Sulfur, 2-7 Parts Philosophical Salt, 2-7 parts of each of the 7 "Mercuries," and 6-14 parts of Great Water. Each part is equal to 7 Dr. or 10 "doses."*

*Both the Philosopher's Stone and the Elixir earn 100000 experience points for success.

THE GREAT WORK: The Great Work is a most difficult Stage VI operation requiring new ingredients to be added at every 4th step of the process, just before the end of the 4th, 8th, and 12th steps.

The materials and their proportions are:

Material	1st Step	4th Step	8th Step	12th Step
The Phil. Stone	1	-	-	-
The Elixir	-	-	1	-
The Great Fire	-	-	-	1
The 4 Waters	4	-	4	-
The Phil. Sulfur	-	1	-	1
The Phil. Salt	1	-	1	-

Each part is equal to 1 Stone, 7 Dr., or 10 "doses."

The Great Fire is acquired by the Archeus drinking 1 dose of each of the 7 Mercuries and the 4 Waters, with a 10% chance of being poisoned. He then reduces the spell from BMR 10 to BMR 0 at 100% to enchant the Great Fire that will heat the crucible in which the Great Work will be conducted.

Advanced Alchemical Operations



The Alchemical operations required to produce the Great Waters, the Mercuries, the Philosopher's Stone, the Elixir, and the Great Work are complex and require considerable time to perform. The time frame for each step is the Philosophical Month (30 days + an extra 1-100 days divided by the MKL of the Alchemist). The time is reduced by the Astrological bonus of the Alchemist. The materials do not have to be enchanted as these are chemical processes.

Stage	A	B	C	D	E	F	G	H	I	J	K	L
I	1	1	1	-	-	-	-	-	-	-	-	-
II	1	1	1	1	1	1	-	-	-	-	-	-
III	1	1	1	1	1	1	1	1	-	-	-	-
IV	1	1	1	1	1	1	1	1	1	-	-	-
V	1	1	1	1	1	1	1	1	1	1	1	-
VI	1	1	1	1	1	1	1	1	1	1	1	1

Once the Alchemist has mastered the process of making any of the Waters, etc., he will always be able to duplicate the process in the minimum time (1 month - 30 days) and may prepare more than 1 mixture at a time.

- A) Calcination: Heating the material in air until it is reduced to a fine powder to remove all of the "surface qualities.
- B) Solution: Dissolving the calcinated powder in "a mineral water which shall not wet the bonds." This produces a "fusion" of the materials.
- C) Separation: Dividing the materials into their original components to separate the "pure" from the "impure." A by-product called "Magick Oil" is obtained.
- D) Conjunction: Reunifying the materials to obtain the "first form" of the material before it acquired the "accidents of nature." This produces an Alchemical by-product known as the "Oil of the Philosophers."
- E) Putrefaction: Warming the material in water or fermenting dung, the "rotting death" that leads to the "rebirth" of the material. A by-product produced by the process is a second-grade Oil of the Philosophers useful for poisons and Curses.
- F) Coagulation: Crystallizing a white solid from the liquid produced by putrefaction to create the "embryonic" or "new" material.

- G) Cibation: Feeding the embryonic material with honey, milk, celadine, etc.
- H) Sublimation: Warming the embryonic material in water or fermenting dung, passing it several times from liquid to solid states to rid it of its "infirmities" resulting from the new birth. A "Sulfur" is obtained, which is retained for Step K.
- I) Fermentation: Extracting the "true life" or "Mercury" of the material.
- J) Exaltation: Heating the "Mercury" to the highest intensity to purify it.
- K) Multiplication: Reuniting the Sulfur and the Mercury.
- L) Projection: Applying the product to the external world.

If any stage fails, there is a 35% chance + Astrological bonus of the Alchemist that he may "save" the materials and merely repeat the step, taking a full 130 days. Otherwise, all of the materials will be "ruined" and he will have to begin again at Step A. The "reined" materials are discarded, for they are useless.

Alchemical Products and By-Products



The Alchemical processes outlined above are fairly authentic, except for the "recipes," which were included for purposes of playing Chivalry and Sorcery. The products and the by-products produced are again authentic; and once more some of their properties have been modified for the game.

THE FIRST ENTITY OF LIQUIDS results in the following products:

1. Philosophical Sulfur: 3 + 1-6 Dr. used in Alchemical operations.
2. Magical Oil (Oleum Magicale): 10 + 1-50 "doses" of clear oil which magnifies the quantity of any non-medical potion by 1-6 doses. It also reduces fatigue point loss by 1/2 if it is used to coat a Focus (1 dose per day for 21 days). If it is sprinkled on an object, it lowers the BMR by 1-2.

THE FIRST ENTITY OF HERBS results in the following products:

1. Philosophical Salt: 3 + 1-6 Dr. used in Alchemical operations. The Salt can also be substituted for any Organic and is at BMR 0. Minimum enchantment amount = 1/20 Dr.
2. Waters of the Wise (Aqua Verti): 10 + 1-50 "doses" of pure "waters" which magnify the quantity of any medical potion or potion of heroism, longevity, or other body-changing spell. Consumed by itself, 1 dose increases saves vs. Commands by +10% + 1-20%, and reduces targeting by enemies using any spell by -10% - 1-20%. Having a BMR of 10 itself, it increases the BMR of any object it is sprinkled on by 1-6. A non-Dwarvish Weaponsmith/Artificer will need the Waters of the Wise to put the final temper into any Weapon above +3 (Except Elvish arrows and bows). Applied to leather armor, -5% is obtained per application of 1-3 doses until -25% is reached.

THE FIRST ENTITY OF EMERALD results in the following products:

1. Great Water of Emerald: 10 + 1d100 "doses" of emerald green "waters" used to create the Great Fire. It also can be used to make a potion of protection vs. Illusions which gives the user True Sight for 1-6 hours (True Sight spell does not have to be known to produce the potion.)
2. Alchemist's Emerald: A 200 ct. emerald which amplifies the effect of all spells of Command and Illusion by 1 proficiency grade. It improves recharge rates by 1 spell charge per day when placed in a device.

THE FIRST ENTITY OF SAPPHIRE results in the following products:

1. Great Water of Sapphire: 10 + 1-100 "doses" of pale blue "waters" used create the Great Fire. Used in potions of Detection, Communication, Reading, Speaking, and other related spells, it magnifies the quantity produced by 1-10 doses per "dose" of the Water used.
2. Alchemist's Sapphire: A 200 Ct. sapphire which will contain as many spells of Detection, Communication, or Transportation as the Magick User wishes to store in it. Also, when these spells are cast against the possessor of a Sapphire, the gem reduces targeting to the next lowest level (e.g.: Superior to Equal). It improves recharge rates by 2 spell charges per day when placed in a device.

THE FIRST ENTITY OF RUBY results in the following products:

1. Great Water of Ruby: 10 + 1-100 "doses" of blood-red "waters" used to create the Great Fire. Used in potions of Protection, it will reduce targeting of any spell by -10%. Used in any potion containing a harmful spell, it increases targeting by +10%. Consumed by itself, it renders the drinker immune to all forms of Fear or loss of morale for 1-6 hours per dose.
2. Alchemist's Ruby: A 200 ct. ruby which will, if placed in the pommel of a sword, increase damage inflicted by 1-10 points and increase hit and parry bonuses by +10% and

-10%, respectively, with 1-3 extra blows per turn. If worn as an Amulet by a military engineer or Artificer/Weaponsmith, it will reveal weak points in a fortification and give him 95% accuracy when firing war engines. Ground into a fine powder and fed to a War Horse, it will turn the animal into a Great Horse in 1-7 weeks. Further, the Great Horse will breed true 1 out of 3 times, so that his offspring will be Superior to Great Warhorses.

THE FIRST ENTITY OF DIAMOND results in the following products:

1. Great Water of Diamond: 10 + 1-100 "doses" of crystal "waters" used in making the Great Fire. When mixed with 3 doses of Magick Oil, 3 doses of Waters of the Wise, and 7 essences, 1 dose of Water of Diamond will produce a potion that reduces the time to enchant 7 materials to 1/2 the spells normally required. Such a potion also reduces the BMR of any spell to be learned by 2 BMR, in addition to the 1/2 spells required normally. IQ is increased temporarily to 25 for 1-6 hours as well.
2. Alchemist's Diamond: A 200 ct. diamond which, when placed into a Focus, reduces fatigue point loss for casting any spell through the Focus to 1 point per spell. It improves recharge rates by 5 spell charges per day when placed in a device.

THE FIRST ENTITY OF METALS result in the following products:

1. True Lead: 100 Dr. of lead so resistant to Magick that no spell can penetrate it. When mixed in the ratio of 1 Dr. of True Lead to 10 Dr. of paint (1 gallon), it can be used to "anti-magick" a wall, floor, etc., of 1000 square feet so that no spell would pass through it. It can also be made into a glossy lacquer than can be applied to armor, giving it -10% against all spell targeting, provided that it is a full suit of armor. True Lead is necessary to bind Level VII-X Demons.
2. Star of Iron: 50 Dr. of iron which is the basis of all the Great Swords: Vorpall Blades, Dancing Swords, Holy Swords, Soul-Drinkers, and Bane Swords. It is also necessary to the fashioning of Magick Armor -4 to -5, Shields -4, and the like. The alloy needs is 1 Dr. of the Star to 3 Dr. of iron, and all must be enchanted.
3. Star of Copper: 25 Dr. of the Star is produced. The Star of Copper is most useful in fashioning enchanted books and scrolls, for if it is used (powdered) in Magick Inks, it reduces writing time to 50%. Used in a device or Focus, it will increase recharge rates by 1 spell per day when used with any 7 Gems or 1 Alchemical Gem. Used in enchanting an Amulet of Protection or a Talisman, enchantment time for the object is reduced by 1/2, and 1-6 additional spells may be placed in it.
4. Star of Silver: 10 Dr. of the Star is produced. The Star of Silver must be used in fashioning of all magical mirrors, Amulets of Night Vision, Cloaks or Helms of Invisibility, and the like. Used in an enchanted cross, it will repel all Undead 20% of the time for 1-6 turns (more in the case of Vampires). Used in a device or Focus, it increases recharge rates by 1 spell per day when used with any 7 Gems or 1 Alchemical Gem. When used as a setting for an Alchemical Sapphire, 1-6 additional spells may be placed in the device.
5. Star of Gold: 5 Dr. of the Star is produced. When used in a device containing spells of Fire (Basic Magick), the Star will hold all such spells. The Star is also used in most Rings because it has the virtue of increasing the total spell capacity of a Ring by 22 spells. When used as a setting for Alchemical Rubies or Emeralds, it increases recharge rates by 1 spell per day and triples the number of charges in the device.
6. Star of Platinum: 1 Dr. of the Star is produced. When used in a device containing spells of Water (Basic Magick), the Star will hold all such spells. The Star is most effective as a setting for Alchemical Diamond because it has the virtue of making the Diamond capable of storing 22 spells; and the recharge rate is increased by 3 charges per day, with 1000 charges in the device.
7. The Fixed Mercury: 1/10 Dr. of the Fixed Mercury produce This exceedingly rare material has infinite spell capacity, contains 5000 charges, and recharges any device at the rate of 25 charges per day. It has no BMR whatsoever, and any spell may be placed in it instantly. It resembles ordinary silver, however, and only an Alchemist will recognize its true identity all of the time. (Even the Diviner has only a 10% chance of identifying Fixed Mercury.)
8. The "Mercuries": Each one of the processes for the First Entities of Metals produces a "mercury" or liquid which is the "essence" of the metal, just as the Stars are the quintessence of their solid properties. 7 + 1-100 doses of each "Mercury" will be produced. When mixed in equal proportions, the universal Solvent is created, a very fascinating liquid which will dissolve 1-10 cubic feet of anything for 1-100 turns. (The Alchemist does not mix the solvent until it is needed.) The "Mercuries" are also vital to the creation of the Stone and the Elixir.

THE PHILOSOPHER'S STONE: The Stone is the Focus for what will become the Alchemist's greatest achievement. At the moment, the Stone is totally inert, for it is not until the completion of the

Great Work that it acquires its powers. From 1-10 stones are produced. The Stone is valuable to other Magick Users as well, for it has the virtue of being able to store 78 Basic Magick spells. There is also a by-product, a fine white ash which has BMR 0 at 100%. From 1-100 applications of the ash is produced, and when 1 pinch is put into a batch of potion (1-10) it will triple the amount produced.

THE ELIXER: The Aqua Vitae or Elixir of Life is the sole product of the operation, and 50 + 1-50 "doses" are obtained. One dose of the Elixir will cure any wound, however grave, and no recuperation time is required. When mixed with the Great Waters in equal parts and run through a Stage III operation, the Water of Regeneration will be produced 98% of the time, with 1-3 doses being produced. When mixed with the blood of a Lycanthrope, the Water will permanently give the drinker +1 point of regeneration per turn. One dose of Aqua Vitae mixed with 7 doses of any healing potion will produce 7 doses of universal Antidote against any poison. By taking 21 doses of Universal Antidote, mixed with the great poisons, permanent immunity to poison will result. Finally, by mixing 3 doses of Aqua Vitae, 7 doses of Water of Regeneration, and 7 doses of Universal Antidote, 1-3 doses of the Potion of Longevity is produced in 7 Philosophical Months. This potion adds 300 years to the life of the person drinking it, gives him immunity to all disease and poison, prevents the infirmities of old age, and gives him a Constitution of 20.

THE GREAT WORK results in a product at the end of each 4 steps in the operation:

Step 4: The Seed of Metals is obtained. The Seed is removed from the process and placed in a crucible, along with all of the materials required by the First Entities of Metals. A Stage III operation is performed with 100% chance of success. The "germinated" seed is then planted in solid rock and produces:

1-5%	1000 Dr. True Lead	+ 90000 Dr. of Lead
6-35%	350 Dr. Star of Iron	+ 75000 Dr. of Iron
36-55%	175 Dr. Star of Copper	+ 60000 Dr. of Copper
56-70%	70 Dr. Star of Silver	+ 50000 Dr. of Silver
71-85%	35 Dr. Star of Gold	+ 25000 Dr. of Gold
86-95%	7 Dr. Star of Platinum	+ 1000 Dr. of Platinum
96-100%	1 Dr. Fixed Mercury	+ 500 Dr. of Quicksilver

Step 8: At the end of the Sublimation process, 21 bean-like objects are found with the "embryonic" material. These "beans" are the Homunculi: 1-20% = Human; 21-60% = Animal; 61-100% = Monster. The creature, if human, will become the "son" of the planter and has superior Prime Requisites (12+ in all categories except variable Alignment). An animal or Monster will be utterly under the control of the planter. Animals have 3 x the hit points and +20% additional hit bonus. Monsters will be of an utterly new species 25% of the time (the planter can choose the characteristics and design the Monster)

Step 12: The Philosopher's Stone: The Archeus now has a Focus of great Power which permits him, and only his, to cast any spell he desires. In short, it grants "wishes" in the sense that anything possible to Magick is within the power of the Philosopher's Stone to grant. The Stone always has a fully enhanced targeting percentage and the Archeus is always rated at the Superior Magick User level for purposes of offense and defense. Each month thereafter, the Archeus has a 10% chance of being summoned to the mysterious Council of the Wise, at which point he disappears from the knowledge of the world, leaving behind all of his materials, writings, and works intact.

Artificers



Artificers are the Magick Users who fashion many of the "public" magical devices found in the world--devices usable by anyone. There are 3 kinds of Artificer:

1. WEAPONSMITH: A maker of Magick swords, weapons, and armor. Dwarves are Weaponsmiths 70% of the time, if male.
2. JEWELSMITH: A maker of amulets, rings, and all other kinds of Magick Jewelry. About 10% of male Dwarves and 85% of female Dwarves are this type of Artificer.
3. MECHANICIAN: A maker of large-scale magical devices such as war engines, robots, etc. About 20% of male Dwarves and 15% of female Dwarves are this type of Artificer. When a character rolls an Artificer, the type of Artificer is determined by the following:

Weaponsmith: Greater Strength than IQ or Wisdom.

Jewelsmith: Greater Wisdom than 10 or Strength.

Mechanician: Greater 10 than Strength or Wisdom.

In the case of Dwarves, the characteristic applying to the percentage determination for a type of Artificer will be raised, if necessary, to meet the requirements of this type.

Weaponsmith Artificers



Weaponsmiths have the skills of a blacksmith, armorer, foundryman, and fighting man. The Weaponsmith is the only non-noble who has the right to carry Chivalric arms, including the great sword of a Knight. Because of his unique vocation, he is as well trained as any Knight (Dwarves don't ride) and he is also versed in the use of all missile weapons.

- Weaponsmiths can enchant 3 Dr. of material per MKL each time they cast a spell of enchantment. In addition, they acquire the following abilities as they advance in magical proficiency:

MKL 2: +1 weapons, -1 armor	MKL 12: +6 swords
MKL 3: +2 weapons, -1 shields	MKL 13: Flaming Sword
MKL 4: +3 weapons, -2 armor	MKL 14: Ego Swords
MKL 5: -2 shields	MKL 15: +7 swords
MKL 6: -3 armor	MKL 16: Work Mithril
MKL 7: -3 shields	MKL 17: -5 armor
MKL 8: +4 swords	MKL 18: -5 shields
MKL 9: -4 armor	MKL 19: +8 swords
MKL 10: -4 shields	MKL 20: +9 Dancing Sword
MKL 11: +5 swords, +5 bows	MKL 21: +10 Bane Sword
	MKL 22: +10 Vorpal Blade

- The Weaponsmith must enchant a number of Focusing devices. These are:

THE ANVIL: The Magick Anvil is fashioned from 50 Dr. of iron melted together with the 22 enchanted Correspondences favorable to the Sign of the Focus. It is used to forge all magical weapons.

THE HAMMER: The Magick Hammer is fashioned from 7 Correspondences given for the Sign of the Focus and is used to forge all magical weapons. When used to forge any ordinary weapons, the Weaponsmith works at 3 x the rate of an ordinary armorer.

THE TEMPER: The magical liquid used to "quench" a red-hot blade and give it strength. The liquid is made from 7 liquids, 7 crushed rubies, and 21 herbs. Once enchanted, 100 to 200 "doses" of the Temper will be obtained. One dose of the liquid is added to the water used to place a temper in any magical weapon.

THE FORGE: The Forge is fashioned from 500 Dr. of brick and 50 Dr. of iron. It takes 21 weeks to enchant - 1/2 MKL of the Weaponsmith. The Forge triples the amount of metal that the Weaponsmith can enchant at any one time and also is utterly essential to the making of Dwarvish metals. (Dwarves have a +10% chance of learning how to make Dwarvish metals per MKL attained.)

- FORGING WEAPONS:** In order to forge any magical weapon, the Weaponsmith must enchant the metal required to BMR 0 at 100% (see the list for weapon costs for weight). When the metal is enchanted, it must be heated in the forge. Once fully enchanted, the red-hot metal is then worked on the Anvil. All woods are "cured" by drying them near the forge. The time required for forging is:

+1 weapon = 3 weeks
+2 weapon = 5 weeks
+3 weapon = 7 weeks
+4 sword = 14 weeks
+5 sword = 21 weeks
+6 sword = 1 year
+7 sword = 3 years

Only 1 day out of each week is spent working on the weapon. No other magick may be performed by the Weaponsmith, but he may work on ordinary weapons as well. Each time he works on the weapon, he must "quench" the metal in 1 dose of the Temper. +4 swords and above will require Dwarvish Steel or else thrice-enchanted steel. +6 swords require 1 Dr. of the Star of Iron to 3 Dr. of steel.

- TESTING THE TEMPER:** If a sword of +3 characteristics and over is fashioned, the Weaponsmith must "test the temper of the blade" by smiting it against the Anvil with all of his force. There is a 1-75% chance the blade will survive. If the blade shatters, it may be reformed in three weeks, during which time no other tasks may be performed. If the Weaponsmith is interrupted, he will have to start the 3-week period over from the beginning. If the blade shatters a second time, it will be set aside.
- THRICE FORGED SWORDS:** If a sword shatters twice when tested, it is clearly a blade that has been marked by destiny for some great purpose. Only thrice-forged swords may be turned into Dancing Swords, Bane Swords, Vorpal Blades, or Holy Swords. Such a weapon will invariably develop an Ego.
- FORGING ARMOR:** When forging magical armor, essentially the same procedure is followed as for magical weapons. The metal must be enchanted to BMR 0 at 100%. When heated, the metal is enchanted and afterwards is worked on the Anvil. Leathers are "cured" by smoking them above the fires of the forge. The time required is:

-1 armor or shield = 2 weeks
-2 armor or shield = 5 weeks
-3 armor or shield = 7 weeks

-4 armor or shield = 14 weeks
 -5 armor or shield = 21 weeks

This time is in excess of the time normally needed to fashion any armor or shield. The armor or shield must be coated with the Temper 3 times for each -1 enchantment worked on it. At the end of the time, the armor is fully enchanted. Only 1 day out of each week is needed to fashion the armor once the normal time to shape the armor has ended (see the list for weapon costs for time to make armor).

- SPECIALIZED WEAPONS:**

Egos traditionally are limited to Swords - and even then, only to swords of a noble cast, like Knight's Broadwords or Barbarian Longswords. Such weapons are rare in the legends, and should be distinguished from other weapons which bore names and were talked about as if they were people, but were, in fact, only weapons of great reputation.

Ego Swords: Ego Sword is a blade literally possessed by a type of Demonic force - a personality acquired through the forging and re-forging of the metal and the peculiar magicks worked upon it by the Weaponsmith as he imbues the metal with Fighting Spirit. The Ego possesses an IQ, Wisdom, and Alignment, and these are determined as for a person. Such a sword will invariably seek glory in battle and, if its combined IQ and Wisdom are even higher than its owner's, it will lead him into danger to test his worthiness to own such a fine weapon as itself and to gain the opportunity of slaying enemies. Ego Swords are intensely jealous of any other swords the owner may possess, especially magical swords. Thus, they will take advantage of the situation whenever they gain power over their owner to dispose of the hated rivals. Swords have been pawned for a fraction of their value or even thrown away in such circumstances.

Ego Swords should be understood with some sensitivity. They have personalities - which includes all that means. Such swords have definite aims and goals in life, and they will often try to manipulate a situation in order to attain their desires. Indeed, if an owner fails to take the Great Purpose for which the Ego Sword was forged into account, the sword could eventually turn on him or find itself another owner, if they do find a fitting owner, they are loyal. They are also treacherous when stolen from an owner with the same alignment (their powers will fail anyone they disapprove of at a crucial point in a battle) and will attempt either to return to their rightful owners or else find others of similar alignment to possess them. Because they have personalities, Ego Swords should never be taken for granted. In a sense, they really do not have owners, only Sword Brothers whom they adopt as the instruments to fulfill their own destinies as Weapons of Power. If frustrated and thwarted, they (in other words, at the discretion of the Game Master) have the option of refusing to lend their Power to their owner/partners, and their powers will be withheld - hit bonuses, extra points of damage, magical spells, etc. - out of sheer spite. This is especially true for thieves and unwanted owners. Nor is it just a matter of alignments but rather of the meshing or clashing of the personality of the sword with that of its owner/partner. One thing they all demand is a share of the loot (gems, etc.) to decorate themselves and their scabbards.

Ego Sword Powers are nothing to sneer at. First, an Ego cannot be placed in any weapon that has not been thrice-forged and enchanted to at least +6 (the minimum Power that an Ego will accept as adequate). Second, it has several magical powers which operate continuously: Also, an Ego sword has several magical powers which operate continuously:

- Detect Alignment
- Detect Enemies
- Detect Observation
- Detect Influence
- Detect Invisible

The range of such spells is determined by the PMF of the Weaponsmith who enchanted the sword. Also, if the IQ and Wisdom scores are over 12, the Sword may acquire the power of speech. Additional spells may be placed in the sword by a Cabbalist, who inscribes Runes of Power on the blade.

Flaming Sword: An enchanted blade which flames when drawn in battle. An additional six-sided die of damage (1-6 points) is done every time it strikes a blow. There is also a 15% chance that flammable materials will ignite.

Dancing Sword: A +9 magical weapon that not only possesses an Ego but also can move by itself (speed of a man, charging). If struck from the hand, it will leap back in an instant. It can also fight for 3 turns by itself before returning to the hand of its owner. Once acquired, such a weapon will not leave its owner willingly. In one case out of three, it is also a Soul Drinker, for all Chaotic blades of this type can suck 1000=20000 experience points from the body of a victim each time it strikes. Anyone slain by such a weapon has

his soul taken into the blade. The owner of a Soul Drinker is cursed (with no chance of lifting the curse) for the weapon will one day be the cause of the owner's own death.

Bane Sword: Bane Swords are +7 to +10 Swords which have been sensitized to the life-forces of a particular creature. Indeed, in most instances, they typically appear to be ordinary +3 swords with no unusual features until they meet up with The Enemy for which they were forged to do combat. In such instances, they literally hum with Power and seem almost to leap from the scabbard or move in the hand with a will of their own. Hit probabilities against Enemies are increased by +5% per magical increment of the sword. Additional damage is inflicted at +1 point per (+) value of the weapon. Critical hit probabilities are increased by +5% per (+) value of the weapon. Worst of all for the hapless victim, there is an outright chance of 20% each time the sword strikes that the Enemy of the sword will be slain outright. To make matters even more complicated for the Enemy of the sword, once he is struck by his Bane, he panics and attempts to flee, abandoning all resistance in his drive to escape. Such sword have such powerful and narrowly channeled magick placed in them that no other spells may be placed in the weapon. Also, they never will possess Egos. In the case of Bane Swords vs Trolls, they will also Flame against such creatures 50% of the time.

Vorpal Blade: A +10 magical weapon that always scores a critical hit when it strikes a victim, with a 20% chance of beheading the victim.

Holy Sword: A thrice-blessed weapon intended only for the hand of a Lawful person who intends no evil purpose. A Holy Sword will not serve any other person but one "pure in heart." It defends the user like a Holy Relic against all spells (it must be blessed 3 times by a Bishop, and a Relic must be placed in the pommel). The Holy sword is essentially like a Vorpal Blade except that, like Excalibur, it can cut through metal like cheese. Only magical armor has full defense against it; all other armor is class 0. A Holy Sword cannot be forged by a Weaponsmith with an Alignment over 7. Only spells placed by lawful Mages can be inscribed on its blade, and these can be used only against those who are in breach of the Law or who are enemies of Mankind. The weapon will refuse to leave the scabbard if the owner thinks to kill honest men (who intend him no harm). If he is attacked, however, the sword will merely disarm an opponent (a weapon parry = weapon cut clean through if not magical or struck from the hand if magical) whenever the opponent has attacked because of a misunderstanding and does not know that the owner of the Holy Sword is law-abiding too. In short, ment with the same noble and just goals tend to be prevented from injuring the owner but are not harmed. Finally, the possessor of a Holy Sword never tires in Lawful Battle with the Forces of Evil, and on half of any fatigue points lost through an enemy's successful blow against him are instantly restored.

- MITHRIL ARMOR: If a Weaponsmith is ever fortunate enough to acquire enough Mithril to make an alloy of 1 Dr. of Mithril to 6 Dr. of steel, he may forge -7 armor from it. Such armor also reduces damage from all magical and ordinary weapons by 1/2, unless the weapon is +7 or higher.

Jewelrysmith Artificers



Jewelrysmiths have the skills of an artist, a jeweler, and thief. They are able to make an exact appraisal of gem, jewelry, and coins. They have "connections" as well, so they pay only 50% of the market value for precious metals and gem. When selling "loot," they have three times the likelihood of finding a buyer, compared to an ordinary person.

- When enchanting materials, a Jewelrysmith can decrease the BMR by 1 level per successful spell of enchantment, and at RMR 0 by 50% per spell.
- Jewelrysmiths can learn 5 spells per Magick Level, which they can enchant into jewelry, etc. They do not cast spells directly.
- THE GREAT TALISMAN: When a Jewelrysmith reaches MKL 7 he can enchant a 3" diameter medallion made from 1/5 Dr. of the Star of Copper + the ingredients for any potions given to him. This mixture is melted down for 7 months minus a number of weeks equal to the MKL of the Jewelrysmith. The materials are transmuted and the Talisman which is fashioned from them will make 1 dose of each potion per day in water and 2 doses in wine.
- RINGS OF POWER: When a Jewelrysmith reaches MKL 11 he can enchant a Ring of Power of Power from Dwarfish Gold, Dragon Horde Gold, or the Star of Gold. Such a ring will hold a number of spells equal to the MKL of the

Jewelrysmith. Additional spells may be placed into the ring by the addition of gems. If a powdered Alchemical Gem is added to the gold, the spell capacity is doubled, with 7 recharges per day. Enchantment time: 7 months.

- GREAT RINGS OF POWER: A Great Ring can only be prepared by a Jewelrysmith and enchantment takes 1-3 years. He requires each of the 7 Alchemical Metals, 4 Dwarf-cut gems--ruby, emerald, sapphire, and diamond--and an Alchemical Gem. The finished ring is not yet endowed with any properties but it can hold up to 200 spells, with 21 recharges per day. The Great Ring is a Focusing device which can then be filled with spells by a Magick User in 1 year.
- Amulets: Amulets are made from Dwarf-cut gems set into large medallions of precious metal with a fine-linked chain to permit wearing them about the neck. They will be able to provide appropriate protection when final enchantments are placed by a Magick User.

Mechanician Artificers

Mechanicians have the skill of a military engineer, a Stonemason, a clockmaker, and a fighting man.

- As a military engineer, he is capable of designing and supervising construction of large fortifications. When he reaches MKL 3, cost of such works is reduced by 5% per MKL of the Mechanician until costs are lowered to 50%.
- The Mechanician is capable of constructing any engine of war and of supervising its operation.
- The Mechanician can enchant 10 x the weight of material that an ordinary Magick User can when dealing with common materials, such as rock, leather, wood, and metals other than silver, gold, and platinum. He is able to reduce the BMR by 1 level per spell of enchantment he successfully casts. Note: Only another Mechanician may take any advantage of such enchantments because they are so completely attuned to the Magick of Mechanicians that the object seems to be at its original BMR to any other type.
- The Mechanician can learn 5 spells per Magick Level, but these can be placed only in a Mechanician's device.
- At MKL 3 a Mechanician can Animate an Object directly, with complete control over the object. There is no Backfire upon failure except for a 50% loss of fatigue points. The spell s cast at a basic 15% chance of success (enhancement is possible) + 5% per MK attained after MK 3. The spell can be used only once per day, with the following results:

Unenchanted Object: animated for 1-10 turns + 1/2 MKL
 Partially Enchanted: animated for 21-40 turns + 1/2 MKL
 Fully Enchanted: animated for 100 turns + 7 x MKL

The object must be functional in form: e.g. a battering ram, robot machine, etc., and is not merely a lump of material.

- At MKL 3 a Mechanician also acquires Control Animated Object, a spell which allows him to direct an animated object so long as it is in operation. The spell must be cast to switch on an animated object or give it instructions to do so, and it lasts for the time the object is functioning. However, there is only a percentage chance of control:

Unenchanted Object: 40% + 1% per MKL
 Partially Enchanted: 50% + 1% per MKL
 Fully Enchanted: 60% + 2% per MKL

Failure to exercise control means that the animated object runs "amok" for 1-100 turns, blindly wrecking everything in sight or else doing "whatever comes naturally," like the animated broom in The Sorcerer's Apprentice. Once gained, control is constant for 24 hours, after which the spell must be cast again.

- Animated Statues, etc., are really complex clockwork devices. Once the materials are enchanted, the Mechanician will construct the mechanism: 2 days are required for each hit point the mechanism will sustain (maximum of 200); 2 days are required for each 1% hit probability (maximum = that of maker); and 3 days are required for each damage point it will inflict (maximum of 21). To put in each of the above characteristics requires 10 Dr. of material. In other words, a statue of 1 hit point with 1% hit probability and able to do 1 point of damage would weigh 30 Dr. and would take 7 days to construct. Rock has an armor class of 8; metal has an armor class of 10. If an armorer and a blacksmith are assisting the Mechanician, construction time is reduced by 1/3.

Astrology




Astrologers are among the most literate of the Minor Arcane, like Alchemists, and they write unenchanted books in which all of their learned spells and their observations are inscribed. However, only another Astrologer is capable of reading such writings. While there are very few formal titles among Astrologers, they insist on being called "Master" at MKL 10 and "Doctor" at MKL 16. Except for the Circle of Protection and the few spells specifically within their ability to cast directly, Astrologers can perform no Magick unless using a device enchanted by someone else.

Astrology is a group of systems, traditions, and beliefs which hold that the relative positions of celestial bodies and related details can provide information about personality, human affairs, and other terrestrial matters. A practitioner of astrology is called an astrologer or more rarely, an astrologist. Astrologers believe that the movements and positions of celestial bodies either directly influence life on Earth or correspond to events experienced on a human scale.

Before any major undertaking, player-characters will consult an Astrologer 80% of the time. Lawful Clerics, Fighting Clerics, and Elves do not seek consultation, however. The Astrologer will study the task or enterprise to be undertaken to determine whether the Stars are "favorable" or "unfavorable" to the doing of such a thing:

- 1-33% = Planets are well placed
- = Good Aspect = 5% advantage on all die rolls.
- 34-66% = Planets are neutral
- = Neutral Aspect = no special advantage or penalty.
- 67-100% = Planets are poorly placed
- = Poor Aspect = 5% disadvantage on all die rolls.



In addition to drawing Horoscopes for specific tasks or adventures, Astrologers will also cast a "Life" Horoscope for a character. This Horoscope is cast at the birth of a child and is always accurate. The Horoscope Table at the end of the Astrology section is used to find the most favorable "calling" ordained by the Stars for the child. The numbers indicate the percentage increase or decrease in experience points that can be earned in a particular field of endeavor and are termed Astrological bonuses. The Sign under which each character is born and the planetary aspect should be recorded for permanent reference. Once the Horoscope is cast, there is no changing it.

When Magick Users are enchanting devices of great Power (capable of recharge), they must have the Horoscope of the device cast to determine the Sign most favorable to the work. This procedure is outlined in the section dealing with Enchanting a Magick Device.

If an Astrologer has the time to make a thorough study of the problem, there is always 100% Accuracy. Time required is 7 days + 1-100 days divided by the Magick Level. If a quick reading is required, the accuracy of the finding varies. There is a basic 25% chance + 2% per MKL of the Astrologer that the findings are accurate. The determination of his accuracy is made only when the first important die roll of the character is made once the task has begun. If the finding turns out to be accurate, all subsequent die rolls made during the task or adventure is adjusted accordingly. If he was in error, the placement of the planets is re-checked and the new finding is taken as the accurate one, with 1-10% chance of Good Aspect, 11-90% chance of Neutral Aspect, and 91-100% chance of Poor Aspect.

Astrologers can also perform a limited number of Spells, which they learn at casting level 1 and BMR 1:

LOCATE OBJECT: At night, with a clear sky, or if gazing into a Stellar Mirror, he may attempt to locate a specific object whose origin date is known. He has a 30% chance + 3% per MKL to find the

exact direction. He then has a 10% chance + 3% per MKL of finding the distance. If he is successful, subsequent Locate spells have a +10% chance of being accurate. The spell may be used once per day per object, with a limit of 5 objects in any day. Only -5% loss of fatigue points occurs when the spell is cast. It cannot be blocked by any Magick unless the object is underground. Lead does not affect the spell.

LOCATE PERSON: Under the same conditions as given above, he may locate a particular person, creature, etc. Circles of Protection lower the probability by -10%.

DETECT ALIGNMENT: Under the same conditions as given above, he may determine alignment of any person, creature, etc. The spell operates automatically and without fatigue if face to face, with a 25% chance of knowing and a 75% chance of coming up with a blank.

DETECT EXPERIENCE FACTOR: As for Detect Alignment.

DETECT INFLUENCE: As for other Detection spells, only the Basic Influence Factor (BIF) of a character is known.

READ MAGICK/READ LANGUAGES: A "Natural Talent" possessed by Astrologers which they may use the moment they begin their vocation. Cost: 5% fatigue points. Duration: 3 readings.

LEGEND LORE: An Astrologer will specialize in the study of all legends that he can find to determine the date that some object or magical device was made, or the date some past figure was born. If the object or person is identified, he has a 10% chance + 2% of determining the exact date. If the object or person is not identified, he has a 10% chance + 2% per MKL of determining the identity, after which he can discover the date. He will know if he has made an error, but he must wait 1 month to check again. Fatigue expenditure: -50% fatigue for 1-7 days. If total success occurs, he will be able to tell the location (Locate Object) and 7 significant characteristics about the object or person.

Sign	Law										
		Ftr.	Mag.	Cler.	Thief	Govt.	Craft	Guild	Farm.	Merchant	Other
1-10 ARIES	W	+10	+5	+5	+25	+5	+5	+5	+5	+25	+15
	N	0	0	0	0	0	0	0	0	+10	+10
	P	-5	-5	-5	+5	-5	-5	-5	-5	+5	+5
11-18 TAURUS	W	+5	+5	+5	+5	+5	+5	+15	+25	+5	+5
	N	0	0	0	0	0	0	+10	+15	0	0
	P	-5	-5	-5	-5	-5	-5	+5	+5	-5	-5
19-25 GEMINI	W	+5	+15	+5	+5	+5	+5	+5	+5	+15	+5
	N	0	+10	0	0	0	0	0	0	+10	0
	P	-5	+5	-5	-5	-5	-5	-5	-5	+5	-5
26-32 CANCER	W	+5	+5	+15	+5	+5	+25	+5	+15	+5	+5
	N	0	0	+10	0	0	+10	0	+10	0	0
	P	-5	-5	+5	-5	-5	+5	-5	+5	-5	-5
33-40 LEO	W	+25	+5	+5	+5	+5	+5	+5	+5	+5	+5
	N	+10	0	0	0	0	0	0	0	0	0
	P	+5	-5	-5	-5	-5	-5	-5	-5	-5	-5
41-48 VIRGO	W	+5	+15	+5	+5	+15	+5	+15	+5	+5	+25
	N	0	+10	0	0	+10	+10	+10	0	0	+10
	P	-5	+5	-5	-5	+5	+5	+5	-5	-5	+5
49-56 LIBRA	W	+5	+5	+15	+5	+25	+15	+5	+5	+5	+5
	N	0	0	+10	0	+10	+10	0	0	0	0
	P	-5	-5	+5	-5	+5	+5	-5	-5	-5	-5
57-64 SCORPIO	N	+5	+25	+5	+5	+5	+5	+5	+5	+5	+5
	N	0	+10	0	0	0	0	0	0	0	0
	P	-5	+5	-5	-5	-5	-5	-5	-5	-5	-5
65-72 SAG.	W	+15	+5	+5	+5	+15	+5	+5	+5	+5	+5
	N	+10	0	0	0	+10	0	0	0	0	0
	P	+5	-5	-5	-5	+5	-5	-5	-5	-5	-5
73-80 CAPRI.	W	+5	+5	+5	+15	+5	+5	+5	+15	+5	+25
	N	0	0	0	+10	0	0	0	+10	0	+10
	P	-5	-5	-5	+5	-5	-5	-5	+5	-5	+5
81-88 AQUAR.	W	+5	+5	+25	+5	+5	+5	+5	+5	+5	+5
	N	0	0	+10	0	0	0	0	0	0	0
	P	-5	-5	+5	-5	-5	-5	-5	-5	-5	-5
89-100 PISCES	W	+15	+5	+5	+15	+5	+15	+25	+5	+5	+15
	N	+10	0	0	+10	0	+10	+10	0	0	+10
	P	+5	-5	-5	+5	-5	+5	+5	-5	-5	+5

Note: W = Well Aspected, N = Neutrally Aspected, P = Poorly Aspected



Divination

Dike Astrologers, Diviners have the ability to see into the future and are able to locate and detect objects and persons, although at less range than Astrologers. Diviners have no Legend Lore, but they are able to determine certain qualities of an object by handling it. This ability is called "psychometry."

Divination (from Latin *divinare* "to be inspired by a god", related to *divine*, *diva* and *deus*) is the attempt to gain insight into a question or situation by way of a standardized process or ritual. Diviners ascertain their interpretations of how a querent should proceed by reading signs, events, or omens, or through alleged contact with a supernatural agency. Divination can be seen as a systematic method with which to organize what appear to be disjointed, random facets of existence such that they provide insight into a problem at hand. If a distinction is to be made between divination and fortune-telling, divination has a formal or ritual and often social character, usually in a religious context; while fortune-telling is a more everyday practice for personal purposes.

- Diviners may be consulted instead of an Astrologer to give advice about 1 to 6 events which might occur on an adventure. If a "good aspect" occurs, the player has the sole option as to which event it should cover. If a "bad aspect" occurs, the player-referee who is managing the adventure has the option of applying it:

1-25% = good aspect
 26-75% = neutral aspect
 76-100% = bad aspect

As for Astrologers, Diviners may or may not give good advice. A Diviner has a chance of 40% + 3% per MKL or being correct. His accuracy is checked when the "good" or "bad" aspect is applied to a particular event. If he is wrong, there is a 1-75% chance that the aspect is neutral and a 76-100% chance that the aspect is opposite to the one he predicted. Good aspects give a 5% advantage on all die rolls. Bad aspects bring a 5% disadvantage on all die rolls. The length of time covered by the prediction is equal to the MKL of the Diviner, measured in turns.

- Locate Object: A Diviner learns a Locate at BMR 1. He is able to locate a specific object within his range by using a Dowsing Rod which he enchants from Hazelwood. He has a 40% chance +3% per MKL of determining the exact direction and a similar chance of determining the exact distance. If he is successful, the chance is increased by +10% the next time he attempts the spell to locate the object sought.
- Locate Person: As for a Locate Object, only a specific person is sought. Spell = BMR 1.
- Detect Alignment: When "face-to-face" (20 feet away), a Diviner has a 40% chance + 3% per MKL of discovering the exact alignment of a character. If examining some article belonging to the character in question, he has a 25% chance +2% per MKL. Spell = BMR 1.
- Detect Experience Factor: As for Detect Alignment. Spell = BMR 1.
- Trace: A Diviner can determine a number of things about an object when he handles it personally. He begins with a 10% chance + 3% per MKL and gains 1% per additional fatigue point expended. The spell can be cast only once per day. If successful, he will learn the information indicated by the percentage rolled on a 1-100 die:
 - 1-30% = The immediate pest of the object in question.
 - 31-50% = Whether or not the object is enchanted.
 - 51-75% = The number of spells placed in the object, if any.
 - 76-85% = The number and exact nature of the spells placed in the object.
 - 86-95% = Whether or not the object contains defensive spells or Curses.
 - 96-100% = The maker of the object, its purpose, and all other relevant information.

If there is a failure, the chance of success is reduced - 25% for the next Trace attempted.

- Unlike all other Magick Users, a Diviner can enchant a Focus from Hazelwood and does not need to consult the Stars, etc., for a favorable Sign or use the 22 Correspondences. The Focus is used to cast all of his Divination spells (#1 to 6, above).
- The Great Decks: Diviners cannot cast any spells directly

except the Divination spells listed above. However, they can enchant a Focus in the form of a 54 card-deck or a 78-card deck. These Great Decks enable him to cast spells of Basic Magick and, in the case of the 78-card Tarot deck, spells of Illusion as well. The complete deck is enchanted by preparing each card as an enchanted scroll. When all of the cards are prepared, the Great Deck becomes magically active.

- THE 54-CARD GREAT DECK: A standard 52-card playing deck plus two Jokers will be used to perform spells of Basic Magick:

Diamonds = Earth Spells
 Spades = Air Spells
 Clubs = Earth Spells
 Hearts = Water Spells
 Joker = Any Spell, any suit
 1-5 = Create & Detach
 6-10 = Create, Detach, & Amplify
 Jack = Create or Detach or Remove
 Queen = Create, Detach, & Amplify or Concentrate
 King = Create, Detach, & Amplify or Remove

The numbers on the cards indicate the PMF bonus to be added to the Diviner's Personal Magick Factor when computing the amount of material that can be moved, range, etc.:

1-10 = +PMF equal to number on card.
 Jack = +15 PMF
 Queen = +20 PMF
 King = +25 PMF
 Joker = +30 PMF

To cast a spell, 5% fatigue points are expended and a card is drawn at random. The spell does not have to be cast if it is inappropriate, but fatigue points are still lost. The card is replaced and the deck is shuffled before the next draw.

- THE 78-CARD TAROT DECK: The Tarot Deck can be used to cast Basic Magick and Illusions. As in the case of the 52-card deck, cards are drawn at random at 5% fatigue point expenditure, and the spell can be cast or withheld as desired:

Pentangles = Earth Spells
 Swords = Air Spells
 Wands = Fire Spells
 Cups = Water Spells
 1-5 = Create & Detach
 6-10 = Create, Detach, & Amplify
 Page = Create or Detach or Remove
 Knight = Create, Detach, Amplify, & Accelerate
 Queen = Create, Detach, & Amplify or Concentrate
 King = All spells of Basic Magick

The numbers on the cards indicate the PMF bonus to be added to the Diviner's Personal Magick Factor when computing the amount of material to be moved, range, etc.

1-10 = +PMF equal to number on card
 Page = +15 PMF
 Knight = +20 PMF
 Queen = +25 PMF
 King = +30 PMF

The 22 cards of the Major Arcane cast Illusion Spells:

- Jester: Any spell of Basic Magick (+30 PMF) or any Illusion up to Seventh Circle.
- Magician: Outermost Circle: Sleight of Hand or Wall of Fog.
- Priestess: Outermost Circle: Blurred Image or Detect Illusion I.
- Empress: Outermost Circle: Wall of Fog or Detect or Dispel Illusion I.
- Emperor: Second Circle: Cloud of Dust or Deafness or Delusion.
- Pope: Second Circle: Detect or Dispel Illusion II or Illusory Script.
- Lovers: Second Circle: Delusion or Detect Illusion II.
- Chariot: Second Circle: Cloud of Dust or Detect or Dispel Illusion II.
- Justice: Third Circle: Diminish or Detect or Dispel Illusion II.
- Hermit: Third Circle: Hallucinatory Landscape or Growth.
- Wheel of Fortune: Third Circle: Mirror Self or Trustworthiness.
- Strength: Fourth Circle: Detect or Dispel Illusion III.
- Hanged Man: Fourth Circle: Hypnotic Spiral or Hallucinatory Landscape.
- Death: Fourth Circle: Projected Image or Hallucinatory Landscape.
- Temperance: Fifth Circle: Detect or Dispel Illusion V.
- Devil: Fifth Circle: Disguise or Phantasmal Landscape.
- Tower: Fifth Circle: Phantasmal Weather or Detect Illusion V.
- Star: Sixth Circle: Detect or Dispel Illusion VI.
- Moon: Sixth Circle: Shadow Forces or Shadow Monsters.

Sun: Seventh Circle: Detect or Dispel Illusion VII.
 Judgment: Seventh Circle: Phantom Monsters.
 Universe: Eighth Circle: All Illusions from Outermost to Eighth Circle.

The Illusion spells cast with the Tarot Deck are rated at the level of proficiency of the card itself. For example, a Hanged Man casts a Fourth Circle spell, but the Sun casts a spell at the Eight Circle of proficiency. For protective purposes, the Diviner personally "saves" as an Eighth Circle Adept.

The Hex Masters: Witchcraft



Witchcraft is the use of certain kinds of supernatural or magical powers. Witchcraft can refer to the use of such powers in order to inflict harm or damage upon members of a community or their property. Other uses of the term distinguish between bad witchcraft and good witchcraft, the latter involving the use of these powers to heal someone from bad witchcraft. A witch (from Old English *wicca* f. / *wicca* m.) is a practitioner of witchcraft.

Not all "Witches" are devoted to Black Magick and Devil Worship. There are actually a number of distinct types of witch or Hex Master:

Solitary Hex Masters



Solitary Hex Masters are neutral or lawful in alignment and are truly rugged individualists. They have IQ's of 17 or higher. They call themselves "Hex Masters" only until they reach MKL 11, whereupon they assume the title of Sorcerer at MKL 18, they become Wizards.

1. The Focus: A Solitary Hex Master will enchant a wand as a Focus, using the 22 Correspondences favored by the Sign of the Focus.
2. The moment a Solitary Hex Master begins the study of Black Magick and Demonology, he will acquire a Familiar, usually a cat, which is actually a Demonic Spirit (not evil). The Familiar will act as a second Focus, but does not need to be enchanted. The practice of Black Magick and Demonology is possible for the Solitary Hex Master because he refrains from employing such measures against anyone except chaotics (turning their own Evil against them) and uses the Name to command Demons rather than submitting to the Powers of Darkness to obtain their assistance.
3. Magical devices enchanted by a Solitary Hex Master include potions, books, scrolls, amulets, and a broom for transportation.

At MKL 11, a Solitary Hex Master becomes a Sorcerer. As a Sorcerer he can choose to specialize in one of several fields:

- Dexterity 12 or higher: Conjuration is possible, and the Sorcerer may practice the Art as if he were a Conjuror, but without the limitations placed on that type of Magick User.
- Bardic Voice 14 or higher: Power Word Magick is possible, and the Sorcerer may practice the Art as if he were a Power Word Magician, but without the limitations placed on that type of Magick User.
- Wisdom 12 or higher: Divination is possible, and the Sorcerer may practice the Art as if he were a Diviner, but without the limitations placed on that type of Magick User.

The magical devices which Magick Users of one of the three types may enchant will be within the power of the Sorcerer to enchant once he chooses his specialization.

A Hex Master will enchant a broom (essentially wood) at the BMR of the wood from which the handle is made. Once the Broom is enchanted, a Demon of level II (Imp) will be summoned and "bound" as outlined in the Demonology section. Once bound, it will be commanded to enter the Broom and remain there to activate it at need. In this case, the Imp will not be able to escape but should be released after 7 years.

Evil Priests



Evil Priests are the chaotic counterpart to the Solitary Hex Master. They too must have IQ's of 16 or Higher. And there is where the similarity ends. Evil Priests will join a Coven of Witches and practice Magick as one of their number. However, when he reaches MKL 11 he can become an Evil Priest. The sole advantage he has over other Coven members is that he may proceed farther along in the practice of Demonology, Illusions, and Commands.

1. Focus: as for Solitary Hex Masters.
2. Familiar: The Familiar is acquired immediately as an Evil

Genius who guides the prospective Evil Priest along the paths of damnation. The Familiar will divulge the secrets of Black Magick to the Evil Priest one casting level early (e.g.: level 3 spell is given at level 2).

Familiars are minor Devils (half the characteristics and Rank of normal Devils rounded down) who appear in animal form except when required to adopt their natural form by the Adept. See "Demonology" for the characteristics and abilities of Devils. The Adept may only receive a new Familiar every 5 years and only if his old Familiar has died.

3. Magical devices enchanted by an Evil Priest include potions, books, scrolls, amulets, and a broom for transportation.

At MKL 11 the Evil Priest should be studying the Invocation and Sacrifice to the Lords of Hell, for the moment he is able to perform the ceremony he will attempt to summon Lucifer himself to dedicate his life to the service of the Dark One. If he is successful, he will acquire control of the Coven (he may have to slay the current leader, who is also an Evil Priest). Upon becoming an Evil Priest, he will have the following abilities like a Cleric:

- Cure Minor Wounds
- Cure Grievous Wounds
- Remove Curse
- Neutralize Poisons
- Raise Dead

These Clerical "miracles" can be performed to the benefit only of members of a chaotic Coven or chaotics in the service of the Evil Priest who have sealed their loyalty to him with an oath of Damnation. The Evil Priest will have a 50% chance of performing such miracles at a cost of 5% fatigue for each attempt, successful or not.

Evil Priests (and Shamen) may perform certain Clerical-type miracles by virtue of their religious functions. When performing such effects, they must Pray for Intervention by their Totems/Gods/Demon Lords in much the same manner as do the Clergy. Evil Priests, however, invert Alignment, with 20 = 50%, 19 = 45%, etc.

The Covens



Hex Masters who do not possess an IQ of 16 or higher become ordinary members of Covens. A Coven will always contain 13 members. Those who attain MKL 11 become Coven Leaders-- usually these turn out to be Evil Priests who subvert lawful Covens almost immediately. If there is already a Coven leader, he must be overthrown or else a new Coven has to be started by influencing 12 others to join.

Members of Covens are often referred to as Witches and Warlocks, and the Coven they belong to is part of an "invisible government." At MKL 13, a Coven Member may become a Prince or Princess of the Witches and acquires a Coven made up of the leaders of 12 Covens. These are preferably 6 males and 6 females. Promotion is not possible unless the office is open, and 12 offices generally exist. At MKL 21 a character may become King or Queen or the Witches provided that office is not already filled. If there is already such a personage, the character moves to the Higher Council, a Grand Coven of 33 which advises the King or Queen. The King or Queen has a Coven composed of the 6 Princes and 6 Princesses.

Ordinary Witches and Warlocks enchant the following:

1. Focus: as for Solitary Hex Masters.
2. Familiar: acquired immediately as for Evil Priest.
3. Magical devices: potions, amulets, and a broom for transportation.

One spell may be worked per Coven Meeting, which is held on the Black Sabbath, at the leader's choice. The chance of success is raised by +50% because of the combined effort and concentration of the 13 Witches and Warlocks present. Such spells are used for the purpose of learning new spells (by the leader) or the enchanting of materials. If any materials are being enchanted, the quantity that can be enchanted is 3 x leader's normal limit. Also, when casting spells offensively, presence of the entire Coven enhances the leader's chances (or those of any member casting the spell) by +25%, provided no other member casts a spell in the same firing phase.

The knowledge of spells is available only to those who make various pacts with the Powers of Darkness. There are three pacts which an Adept may make. They are organized in order of importance:

1. The First Pact: Upon entering the Covenant, the Adept swears an oath of allegiance to the Powers of Darkness. This is the First Pact. In exchange for this oath, the Adept is given all of the spells of the College of Black Magick at MKL 3. He may not achieve or learn any of the spells of the College of Black Magics above MKL 4.
2. The Lesser Pact: In order to learn the spells of the College of Black Magick, the Adept must make the Lesser Pact. This pact consists of reaffirming the Adept's allegiance and giving up a token of that allegiance to the Powers of Darkness. The GM and the Adept's player must arrive at an agreement in advance as to what must be given up. The Adept may offer anything. The GM should insist on something that the Adept's player is

particularly proud of or has found to be a strong point in his character. The price should be stiff, but not totally crippling. It could include reducing the Physical Beauty of a particularly handsome character by 10 points or more, taking the character's eyesight, taking the character's shadow and/or reflection, or any other price that involves some sacrifice. Once the pact is agreed to, the Adept may learn Black Magick spells to MKL 6. All Adepts who swear the Lesser Pact will receive a Witchmark, an invisible mark somewhere on their person through which their Familiar will feed by sucking the Adept's blood. Only the blood of the Adept will suffice to sustain the Familiar and it will lose 1 Fatigue (Body if all Fatigue is exhausted) per hour that it has not been fed. The Adept suffers a loss of 4 Fatigue Points each time he feeds his Familiar. The Familiar regains all lost Fatigue upon feeding.

3. The Greater Pact: If the Adept wants to learn those spells and rituals at MKL 7 that he has been denied access to, he must make the Greater Pact and sell his soul to the Powers of Darkness. A character who has sold his soul in this manner may never be resurrected. However, he attains access to all spells of Black Magick. Once made, The Greater Pact may never be renounced. An Adept who has made only the First Pact may always quit the Covent, losing all of his magic knowledge and abilities. However, neither the Lesser Pact nor the Greater Pact can ever be totally renounced. If an Adept attempts to renounce them, he immediately loses all knowledge and abilities acquired as a result of his membership in the Covent and suffers a curse.

The Base Chance of targeting a spell or performing a ritual of this College is modified by the addition of the following numbers:

It is daylight	-10%
It is nighttime	+10%
The Adept has made the Lesser Pact	+ 5%
The Adept has made the Greater Pact	+10%
High Holidays	-10%
Unholy Nights	+20%

The Major Arcane

Conjuration



The Conjurer performs all of his Magick by brewing it up in his Magick Cauldron or by using some of the "brew" as a potion.

The word conjuration (from Latin 'conjure', 'conjurare', to swear together) can be interpreted in several different ways: as an invocation or evocation; as an exorcism; or as an act of illusionism. The word is often used synonymously with "invocation", although the two are not synonyms. One who performs conjurations is called a conjurer or conjuror.

1. THE ENCHANTING OF THE CAULDRON: The Cauldron is the Conjurer's Focus. It is made by enchanting the 22 Correspondences required by the Sign under which the Focus has to be made. The "brew" thus enchanted is placed in a cauldron of iron or copper, and 6 additional parts of each of the corresponding materials (unenchanting) are then added to the brew to increase its volume. Each time the Conjurer learns a new spell he adds 7 different materials (3 parts of each, unenchanting) to the brew. Once each year, during the Sign of his Cauldron, the Conjurer must replenish the brew. He must add 7 parts (unenchanting) of each of the 22 original Correspondences plus 21 herbs, 7 flowers, 7 powdered skins, 7 crushed bones or horns, 7 essences, 7 woods, 7 crushed Gems, and 7 metals. To this must be added 7 uncommon liquids, 21 parts of each. Failure to perform this task will cause the Cauldron to boil dry in 10-100 days after the sign, requiring the complete reenchancement of the Focus.
2. THE "BREW": The "brew" contained in the Cauldron is a form of Universal Potion which can duplicate any magical effect which the Conjurer has learned as a spell. On any given day, he may draw off a number of "doses" of the potion equal to his MKL, but he must add materials equal to the number of doses he draws off. When he drinks a dose of his brew, the Conjurer can instantly cast the spell he desires, provided it is a learned spell contained in the brew. In this case, the brew acts as a Focus. If the Conjurer is preparing a particular potion for another person, there is a 5% chance per MKL that he can draw off 1 dose of the correct potion. For example, a Conjurer of MKL 8 would have an $8 \times 5\% = 40\%$ chance of coming up with the desired potion for a customer. If the desired potion is not obtained, no one knows it; for the check is made only when the potion is actually consumed. If a mistake has been made, one of the following things will happen:
 - 1-90%: Nothing happens, just a foul taste in the mouth from the potion.
 - 91-95%: Drinker shrinks to 1/20 size for 1-20 turns (1-50%) or 1-20 days (51-100%)
 - 96-100%: Drinker turns into a Frog, requiring a Princess/Prince to kiss it better.

3. THE "SPOOK": There is a 1% chance per 10,000 Experience points acquired by the Conjurer that he will attract a rather mischievous Spirit of the Brew to his Cauldron. He can learn new spells from the Spook 1-50% of the time, checked once per week. The Spook is also capable of defending the Cauldron and the Magick User's quarters from intruders by casting spells like a Magick User of the Conjurer's level on his Home Ground.

Alchemists and Conjurers get along very well with each other, for they both deal with the same basic type of Magick.

Enchanters



The Enchanter performs his Magick through verse, song, and musical instruments, as all of his magical effects are created through sound. If he can produce no sounds, he can do no Magick. Backfires for Enchanters result in laryngitis for 1-20 days, with no other ill effects.

1. THE BOOK: An Enchanter will write a Magick Book containing the spells he has learned. He is exceedingly sensitive to the power of the spoken word, and the Book preserves his spell chants perfectly, with a profusion of marginal notes. Any failure in the pitch, tone, and certainly in the wording of a chanted spell would result in utter failure.
2. SCROLLS: An Enchanter's scrolls are totally in226 comprehensible to any other Magick User unless he has learned to read music (cost = 6 language points).
3. Many Enchanters become Poets, Troubadours, Musicians, and the like, because of the close relation of the Fine Arts to their type of Magick. When they travel, they will assume such guises to conceal their true vocations.
4. THE FOCUS of an Enchanter is a musical instrument fashioned by enchanting the 22 Correspondences required by the Sign under which the Focus has to be made.
5. All Magick Devices fashioned by an Enchanter are in the form of musical instruments (except for the Books and Scrolls he may write).
6. Enchanters are very contemplative and have high powers of concentration. Thus they are capable of Meditation at 1/2 the normal rate even when in public and engaged in other activities and tasks. Only a violent fight will break such concentration, and then only if the Enchanter himself is directly involved in it.

Necromancy



The Necromancer deals with death and he does not fear it in any of its forms. He is not affected by Illusions and Fear 90% of the time (save if 91-100%); for when one has faced the ultimate reality of Death mere Illusions hold no perils. His magical implements are all suggestive of the grave. Bones form the basis of his wands, staves, and many other magical devices. His books and scrolls are inscribed on parchments made up of exotic skins with inks made of the blood of creatures and a pen of human bone. He prefers to wear clothes rescued from dead bodies, and even the very room he is in will tend to be filled with the odor of death. His skin acquires a ghastly pallor because of his preference for the dark, his features are sunken and skull-like, and he acquires the ability to see in the absence of light when he attains MKL 2.

Strictly speaking, Necromancy is the summoning, control and bidding of spirits of the dead in order to force them to accomplish one's will. Often, those called necromancers also use Sorcery or other Illusion tricks to play on the fear that death that create to many and can have command over other spirits that those of the dead.

Dealing with spirits, and especially those of the dead, is a dangerous thing. They are often bitter and angry against the Livings or full of regrets and envy for their lost materially and will seek to get again a hold over the physical world by taking over a body. Being itself killed or possessed by the summoned spirit is a fate that those who deal with the houseless spirits must be aware of and prepared to face.



1. A Necromancer fashions his Focus by enchanting the 22 Correspondences required by the Sign under which the Focus is made, then adding 7 additional kinds of bone. The Focus is always a wand made from the thigh bone of a man. When it is completed, it must be washed in 7 different kinds of blood and is carried in a wand case made of 7 different exotic skins. Additional spells are placed by inscribing a Symbol for the spell on the wand and inlaying the Symbol with 3 precious metals enchanted to BMR 0 at 100%.
2. A Necromancer will acquire a Shadow Guide, a Spirit of the Dead who was once a powerful Necromancer and acts as his Mentor. In this sense, the Shadow Guide acts as a "Master," but the relationship is not one of superior and inferior. To summon the Shadow Guide for advice and to be taught new spells, the Necromancer must perform a solemn ceremony (see Demonology). The "solemn ceremony" that a Necromancer goes through to summon his Shadow Guide would be equivalent to summoning a Demon. Initially, the Necromancer would begin hearing voices speaking to him - from "beyond the grave", so to speak. Since he would require a Master, the details of how to gain contact with a Spirit Guide would be learned from the Master Necromancer. The Medium initially has the power to begin learning Trance Level 1 at spell casting level 1; that is a "Natural Talent" and need not be taught by anyone. A trance is not, in itself, magical but rather a means of extending one's consciousness beyond the corporeal body. In the Higher Planes contact is then made with a Control.
3. A Necromancer shuns the learning of all spells of Illusion, but he will actively and enthusiastically pursue knowledge of all spells of Command he is capable of performing. Most important of all, there are a number of Necromantic spells unique to his mode of Magick. These spells cannot be learned by anyone else, although a device containing such spells might be used 1-10% of the time by a Magick User of MKL 10 or higher.

Thaumaturgy

The Thaumaturgist is the "worker of miracles," a master of Illusion. He has a talent for slight of hand, and can pick pockets like a Thief of equal experience level or juggle and do feats of popular "magic" like a jongleur. He practices his Magick largely through the use of "smokes" and perfumes, and is a specialist in spells of Illusion and Command, which he will learn in preference to any other spells that come into his possession.

The quarters of a Thaumaturgist will be found filled with vials and bottles of powders, essences, herbs, and the like, which he uses to prepare his magical incenses and perfumes.

1. THE BOOK: A Thaumaturgist will write a Book containing the recipes for spells he has learned, but he does not have to enchant the materials used because he does not use the book to actually cast spells. The time needed to write a page is therefore only 1 day. If the Book is lost or stolen, a Thaumaturgist will re-write the spells he has learned from memory (see "Remember Spells," IQ Prime

Requisites). Any spells he fails to remember have to be researched again at a rate of 2 days per level of spell, after which they may be inscribed correctly.

2. THE FOCUS: A Thaumaturgist will enchant a magick powder from the 22 Correspondences of the Sign favorable to the creation of his Focus. This magick powder or incense is the basis for all of his powders and perfumes. It has no spells in it, but it serves as a magical catalyst which automatically enchants any materials used in a powder or as a magical catalyst which automatically enchants any materials used in a powder or perfume that does contain a spell. Enchantment time = 1 day per casting level of a spell x number of "doses" of powder or perfume needed + 7 days. Once each year, in the Sign of the Focus, the stock of magical powder must be replenished by the 22 Correspondences, each one of which must be enchanted by the Thaumaturgist to BMR 0.
3. POWDERS AND PERFUMES: A Thaumaturgist will prepare a powder or perfume for each spell he has learned. Each powder requires 7 ingredients which are essences or organics, plus 3 ingredients for each casting level of the spell. From 6-10 "doses" of powder will result. When thrown into a flame (the Thaumaturgist usually carries a brazier of hot coals), the powder will produce a magical "smoke" that creates the spell. Only 5% fatigue loss occurs when such a spell is cast. Perfumes are prepared from 7 liquids, 3 essences, 7 organics, and 3 fresh flowers. The level of the spell is irrelevant, but only 1-3 doses are prepared. Perfumes are used to contain spells which affect the emotional state of the intended target or his actual physical state; they do not directly cause damage. If powdered gems are used in a potion or powder, targeting is enhanced by +5%. Any Alchemical oil or mercury used in a perfume will automatically enhance targeting to +25%. Any Alchemical metal or gem ground into a powder will automatically enhance targeting to +25%.

If a Thaumaturgist has lost his magick powder of Focus, he must enchant each material used in a powder or perfume to BMR 0 at 100% to place a spell in it.

As long as a powder or perfume contains some of the magick powder, the Thaumaturgist casts spells with all the advantages of having a Focus. If no magick powder is in the powder or perfume, treat as an ordinary device.

Mysticism

Cabbalism

The Cabbalist/Symbolist performs all of his Magick by writing a Symbol on an object, etc. The Symbol then discharges the spell in whatever manner desired by the Cabbalist. This type of Magick User possesses the advantage of being able to leave his Magick behind him, with the discharge of a spell occurring whenever he desires it; as for example, when any creature passes over it or looks at it. Once he is out of range of the spell, he cannot be touched by any Backfire effects.

1. The Focus: Cabbalists prepare a Focus which is nothing more than a Magick Inkpot made of the 22 Correspondences required by the Sign of the Focus.
2. The Brush: A brush is prepared by enchanting 7 woods, in the tip of which are placed the hairs of 21 different creatures. The brush has the appearance of a wand from a distance.
3. The Ink: Cabbalists prepare a form of universal Magick Ink from 7 liquids, 7 crushed gems, 7 powdered metals, 7 essences, and 21 Organics. This ink must be enchanted to BMR 0 at 100%. The Cabbalist is able to draw a permanent, recharging Symbol of any spell he has learned if he uses this ink. Each Symbol becomes, in effect, a magical device with a recharge rate equal to 7 charges per day (more if Alchemical materials are used: see Devices of Power, above)
4. If a Cabbalist has lost his Magick Ink, he may prepare an ink according to the method prescribed for the Writing of Magical Books and Scrolls, above.
5. Cabbalists, at a cost of 20% loss of fatigue points, may draw a Symbol in the air with a finger. The Symbol will appear, glowing, in the air when the drawing is complete and the spell will be discharged from it. Such a method is very exhausting because the Cabbalist is not used to performing spells in so direct a manner.

Cabbalists tend to work closely with Artificers, particularly Weaponsmiths and Goldsmiths, because they are capable of inscribing the symbols on devices which give them recharge capacity and permit the inscription of a permanent Symbol of Guard on a device.

Power Word Magick



he Power Word Magician is a natural linguist. He spends his early career learning the 7 Ancient Languages, in which all Magick is written. As soon as he masters the 7 Magick Tongues and 21 "modern" languages, he has acquired a vocabulary sufficient to enhance the "targeting" of all the spells he has learned by +10%. For the exact Word is utterly vital to the practice of his Art. There is great Power in the single Word that sums up the very essence of a magical effect, and therefore improves its efficiency.

1. The Focus: Power Word Magicians invariably use a staff as a focusing device. The Staff of Focus is enchanted from the 22 Correspondences required by the sign of the device. It is shod with metal, furthermore, to give it weight and strength, for a Power Word Magician's Staff is also the only offensive weapon he will use in battle. With it, he obtains a +10% chance of striking a blow and a -15% parry against all manner of weapons, with a maximum chance of a bash at 20%. It deals out 2 points of damage per WDF and is employed like a Quarterstaff.
2. The Book: Power Word Magicians will write down spells they have learned in a book or scroll that is fully enchanted. A second Focus may be fashioned in the form of a book that has already been written and enchanted by binding it in a cover made of the 22 Correspondences.

Power Word Magicians get along well with Enchanters, whom they regard as kindred spirits because of their love of the spoken word.

Magick Square Mysticism



he Magick Square Magician is devoted to Numerology and the wonder of Numbers. He will embody all of the spells he has learned in mystical number sequences which contain the mathematical relation of the magical effects he creates to the world as a whole.

1. The Robe: A Magick Square Magician will create a Focus from the 22 correspondences required by the favorable Sign by using threads created from the correspondences to embroider squares containing number sequences on his robe.
2. The Book of Numbers: A Magick Square Magician will write down spells he has learned in a book or scroll that is fully enchanted. A second Focus may be fashioned by binding an enchanted Book of Numbers in a cover made of the 22 Correspondences. Each page will contain one spell, with notations, finally translated into the correct numerological form.
3. If a Magick Square Magician has lost his Focus, he may write a magical number sequence on a parchment, the dust of the ground, or in the air to cast a spell he has learned. However, so alien is this technique to his usual method of performing magick that he will lose 20% of his fatigue points casting the spell, as it is too direct and hasty a method.
4. Enchantment: A Magick device may be enchanted by a Magick Square Magician in the typical manner of most Magick Users. The device will be inscribed with the magical number sequence.
5. Spell Casting: To cast a Magick Square spell, one has to read the number sequence or else pass one's hand over the symbol in the prescribed manner (only Magick Square Magicians know how to do either of these things). Because of their mutual love of mathematics, Magick Square Magicians and Artificer Mechanicians often become close associates and assist each other in magical projects of joint interest.
6. Anti-Magick: At MKL 18, a Magick Square Mystic acquires the ability to temporarily nullify all magical effects around him for a distance of 1-10 times his spell casting range. The Anti-Magick capability is not learned but rather comes as a mystical insight into the nature of the

Universe. From 1-3 Fatigue points are expended per turn the capability is exercised.

7. The Spirit Guide: At MKL 7, a Magick Square Mystic acquires a Spirit Guide similar to the Medium's, and he is able to enter Medium-like trances.



Sorcery

Magical Conflict



ny Magick not clearly beneficial to a recipient is considered to be "hostile" in nature. Indeed, any spell intended to influence any creature or object directly or to reveal some information without the freely given consent of the recipient is comparable to a missile being directed at a target. Clearly, this includes most spells of Detection, Necromancy, Black Magick, Command, Illusion, and Ancient Lore, as well as Basic Magick.

The Magick Conflict Table provides the probabilities of each type of Magick User or of a device to strike the intended target with a spell. "Targeting" a victim must occur if a spell is to have any effect. The table contains a number of columns, each column giving the probabilities of a type of Magick User to "target" the type of intended victim listed below. The basis of comparison in this table is the Experience Factor. One Experience Factor = 10,000 experience points. There are three percentages given for each type of target under the appropriate type of Magick User. An example is given below:

Target Type	Natural Magick	Minor Arcane	Major Arcane	Mystic	Priest	Magick Device
Minor Arcane	80/45/20	80/50/25	80/50/25	90/50/25	80/50/25	80/45/20

If the Experience Factor is more than 5 factors greater than the target (50,000 exper. points), the left-hand percentage is used as the chance of successful targeting. If the Experience Factor is 5 points greater to 10 points less than the target, the center percentage is used. If the Experience Factor is over 10 points less than the target, the right-hand percentage is used. These correspond to an attacker being a Superior, Equal, or Inferior Magick User, compared to the target's defensive resistance to Magick.

Magick Conflict Table: Spell Targeting

<i>Target</i>	<i>Natural</i>	<i>Minor Arcane</i>	<i>Major Arcane</i>	<i>Mystic</i>	<i>Evil Priest</i>	<i>Magick Device</i>
Natural	90/50/25	90/50/25	80/50/25	80/50/25	80/50/25	80/45/25
Minor Arcane	80/45/20	80/50/25	80/50/25	90/50/25	80/50/25	80/45/20
Major Arcane	80/45/20	80/50/25	90/50/25	90/50/25	80/50/25	80/45/20
Mystic	80/50/25	80/50/25	80/50/25	90/50/25	80/50/25	80/45/20
Cleric	80/50/25	70/45/20	75/40/25	75/40/25	80/50/25	70/40/20
Evil Priest	90/50/25	80/50/25	80/50/25	90/60/25	90/50/25	75/45/20
Fighting Cleric	80/55/30	80/50/25	80/50/25	90/55/25	80/50/25	80/60/25
Knights	80/60/30	80/60/30	80/60/35	80/60/40	85/60/40	80/60/40
Fighting Men	90/65/40	90/60/40	90/60/40	90/60/40	90/70/45	90/60/40
Other Humans	90/70/40	90/60/40	90/60/40	90/65/45	90/70/50	90/60/40
Hobbits	75/45/20	70/40/20	70/40/15	75/50/25	80/50/20	75/45/20
Dwarves	85/45/25	70/40/20	70/40/15	75/50/25	80/50/20	75/45/20
High Elves	80/45/20	80/45/20	75/40/20	80/50/25	75/40/20	75/40/20
Wood Elves	90/50/25	80/45/20	80/45/20	90/50/25	80/45/20	80/50/20
Goblins	90/75/50	80/60/40	85/65/45	90/75/50	85/65/45	90/75/50
Gnolls	80/60/40	80/50/30	85/55/40	90/75/50	85/65/45	90/60/40
Ogres	80/50/20	75/50/20	75/50/20	90/60/30	80/50/25	80/50/25
Trolls	80/50/25	70/40/20	70/40/20	80/50/25	80/50/25	80/50/25
Giants	80/50/25	80/45/20	80/45/20	80/50/25	80/60/30	80/45/25
Lycanthropes	80/60/30	80/45/20	80/50/20	80/50/25	80/60/30	80/45/25
Skeletons	40/40/40	50/50/50	50/50/50*	45/45/45	60/60/60	50/50/50
Zombies	40/40/40	50/50/50	55/55/55*	45/45/45	60/60/60	50/50/50
Deaths	40/40/40*	35/35/35	35/35/35*	40/40/40	60/60/60	50/50/50
Ghouls	80/45/25	80/45/25	80/45/25*	80/45/25	80/45/25	80/45/25
Barrows Wights	25/25/25*	25/25/25	25/25/25*	35/35/35	35/35/35	25/25/25
Wraiths	25/25/25*	25/25/25	25/25/25*	25/25/25	35/35/35	25/25/25
Phantoms	25/25/25*	20/20/20	25/25/25*	40/40/40	20/20/20	40/40/40
Spectres	20/20/20*	20/20/20	20/20/20*	20/20/20*	40/40/40	30/30/30
Vampires	40/40/40	25/25/25	30/30/30	35/35/35	50/50/50	40/40/40
Mummies	20/20/20	20/20/20	30/30/30	30/30/30	40/40/40	40/40/40
Demons	75/50/25	75/50/25	75/50/25	90/60/30	80/60/30	75/50/25
Great Horses	50/50/50	25/25/25	25/25/25	25/25/25	25/25/25	40/40/40
Basilisks	45/45/45	20/20/20	25/25/25	30/30/30	35/35/35	40/40/40
Centaurs	80/80/80	50/50/50	50/50/50	75/75/75	60/60/60	60/60/60
Chimera	80/80/80	40/40/40	60/60/60	75/75/75	60/60/60	50/50/50
Cockatrices	75/75/75	30/30/30	35/35/35	40/40/40	45/45/45	60/60/60
Dragons	90/60/25	75/40/20	75/40/20	75/40/25	75/40/20	80/50/25
Gargoyles	45/45/45	45/45/45	45/45/45	60/60/60	70/70/70	60/60/60
Gorgons	25/25/25	25/25/25	35/35/35	35/35/35	40/40/40	50/50/50
Griffins	60/60/60	25/25/25	35/35/35	40/40/40	35/35/35	45/45/45
Harpies	50/50/50	50/50/50	60/60/60	60/60/60	60/60/60	50/50/50
Hippogriffs	70/70/70	25/25/25	35/35/35	40/40/40	35/35/35	50/50/50
Hydras	50/50/50	40/40/40	40/40/40	40/40/40	75/75/75	50/50/50
Manticores	65/65/65	50/50/50	50/50/50	50/50/50	50/50/50	50/50/50
Minotaurs	60/60/60	50/50/50	50/50/50	50/50/50	50/50/50	50/50/50
Pegasi	50/50/50	25/25/25	25/25/25	25/25/25	25/25/25	25/25/25
Unicorn	35/35/35	25/25/25	25/25/25	25/25/25	25/25/25	25/25/25
Will o Wisp	30/30/30	40/40/40	35/35/35	70/70/70	40/40/40	45/45/45
Wyverns	80/80/80	40/40/40	50/50/50	50/50/50	50/50/50	70/70/70

Overcoming Target Defenses



f the target is protected by Magick, the spell may have to overcome the protections before the intended victim may himself be targeted:

1. If a Circle of Protection defends the intended target, the Circle must itself be targeted for the spell to penetrate. Failure to penetrate the Circle causes the spell's effects to be dissipated outside the Circle.
2. If the intended target is wearing an Amulet of Protection, the Amulet must be targeted to penetrate its defenses. The Amulet will have an "Experience Factor" equal to that of the Magick User who fashioned it (at the time of enchantment). In addition, an Amulet will acquire 1 Experience Factor of its own for every 5 years of its existence. For example, if a Magick User with 100 Exper. Factors fashioned an Amulet 300 years ago, the Amulet would have 100 + 60 = 160 Exper. Factors for purposes of defense. If such an Amulet is overcome, the defensive spell will discharge for 1-10 days if the spell overcoming it was of a harmful nature and directly injurious. Note: Amulets protecting against spells of Illusion and Commands have other properties as well.
3. If the intended target is carrying a Focus, the Focus will have the same Exper. Factor as the Magick User wielding it. The Magick User may elect to use the Focus defensively, like an Amulet. However, there is a 50% chance of a Backfire occurring if the Focus fails to stop the spell. (See Magical Backfire.)
4. After all of the above defenses have been overcome, the spell will reach the victim himself and is targeted against him according to a comparison of the Exper. Factors of attacker and defender. If targeting occurs, the victim is affected by the spell.

If Words of Guard or Prayers had been spoken, the penalties against targeting are subtracted from the percentage needed to target the outermost magical defense.

The Magick Conflict Table gives the percentage chance of hitting a particular target. However, animals and non-sentient materials are not in the list of targets.

If an animal is the target, use the following guidelines:

1. Small animals: 25% chance of targeting; Natural Talents add 10%.
2. Large animals: 50% chance of targeting; Natural Talents add 10%.

Increase the targeting chance by +2% per MKL of the Magick User.

If non-sentient material (rock, wood, etc.), the basic chance is 60% + 2 per MKL of the Magick User.

Area Effects

When a Magick effect occurs in a general area, all figures in that area may be affected by the spell. Each figure is individually targeted. Fireballs and the like are area effects, as are many illusions and some commands.

Necromancers

Necromancers enjoy special advantages when casting spells at all forms of Undead, so increase their targeting probability by +35% against Undead, Phantoms, and Specters and those marked with the * on the chart.

Mediums

Mediums are used to dealing with Spirits and other incorporeal beings, so increase their targeting probability by +35% against Deaths, Phantoms, and Specters and those marked with * on the chart.

Effects of Obstacles



he targeting percentage chance of success is lowered if the spell has to penetrate an obstacle. The Magick effect only appears to travel from the Magick User, but actually only the spell influence does the traveling. The effect itself materializes at the target location. That is why spells might be cast through solid objects, like walls. A failure to "target" the spell would mean, in such instances, that the spell failed to penetrate the obstacle. The following deductions are cumulative for any obstacles that stand between the spell caster and his target:

Target Invisible but generally located	= -25%
Target obscured by foliage or partial cover	= -10%
Target seen in a mirror or pond reflection	= -10%
Target using "Blurred Image" spell	= -10%
Target obscured by real /illusory cloud	= -3% per foot
Targeting by Astrology or Divining	= -20%
Target behind obstacle of dense rock	= -25% per foot
Target behind obstacle of porous rock	= -15% per foot
Target behind obstacle of dirt	= -10% per foot
Target behind wall of water	= -5% per foot

Target behind wall of ice	= -6% per foot
Target behind wall of fire	= -5% per foot
Target behind wall of light	= -10% per foot
Target behind wall of darkness	= -15% per foot
Target behind wall of cold	= -2% per foot
Target behind wall of True Lead	= no penetration
Target behind wall of lead	= -20% per inch
Target behind wall of metal	= -15% per inch
Target clad in full armor of Star of Iron	= -10%
Target clad in full armor of Mithril	= -20%

Effect of movement

Targeting percentages may also be affected by movement of either the caster of the spell or the target:

Spell caster is moving faster than 10 feet per turn	= -10%
Target is stationary and in view	= +10%
Target is moving faster than 30 feet per turn	= -5%
Target is moving faster than 100 feet per turn	= -15%
Target is advancing toward spell caster	= +10%

Effect of Enhancement

Enhancement of targeting percentages has been dealt with previously, but no more than +25% enhancement may be gained for any spell.

Spells Which miss the Target

If a spell misses its target, it does not disappear unless it was stopped inside a Magick Protective Circle. Rather, the "aim" of the Magick User was off. Roll percentage dice:

1-15%	= Spell deflected 60 degrees to the right.
16-30%	= Spell deflected 30 degrees to the right.
31-40%	= Spell lands short 1/4 of the distance.
41-47%	= Spell lands short 3/4 of the distance.
48-52%	= Spell caster manages to correct error in time and strikes target.
53-60%	= Spell overshoots target by 10' to 30'.
61-70%	= Spell overshoots target by 10' to 60'.
71-85%	= Spell deflected 30 degrees to the left.
86-100%	= Spell deflected 60 degrees to the left.

Backfire

"Backfire" is an undesired effect which occurs when a spell has gone awry. It occur on two occasions:

1. When a Magick User fails to cast an "unlearned" spell against a specific target on the Magick Conflict Table.
2. When a Magick User fails to cast any spell against a target defended by an Amulet of Protection enchanted by a Magick User of equal or higher level.

Magicians work with exceedingly powerful forces, and the more they are able to draw upon them, the higher the probability that something else can happen, for control has been lost when a backfire occurs. If a "Backfire" is possible, the chance of a backfire occurring is the same as the percentage chance of casting an "unlearned spell" or else the percentage chance of "targeting" the intended victim or material. If the Backfire does occur, use the following table:

Level of Spell Cast	Fatigue Loss	Rebound
Below spell casting level	1-85% = -15% fatigue	86-100%
At spell casting level	1-80% = -25% fatigue	80-100%
Above spell casting level	1-65% = -50% fatigue	66-100%
Unlearned spell	1-50% = -50% fatigue	51-100%

LOSS OF FATIGUE POINTS means that no magical effect materializes, but from 15% to 50% of the Magick User's total fatigue level is exhausted by the failure to control the spell. Any excess points required for expenditure become body hits, as in the case of a Magick User who has already expended 60% of his fatigue level and has a Backfire for a spell above his casting level. He would have to take hits to the body equal to 10% of his total fatigue points.

REBOUND means that something bad happens to the Magick User. The exact nature of the Rebound is variable, but always in keeping with the mode of the spell caster. The exact details should be left to the player-referee, who is encouraged to be original and humorous but never murderous or overly brutal. Some spells could boomerang on the Magick User, but not fatally. A 50 hit-point Fireball could become a point of flame just enough to give a hotfoot. An Enchanter might find he had temporary loss of voice for several turns. A Power Word Magician could forget the Word of Power for a spell he was trying to cast. A Cabbalist might develop a trembling in the

fingers that makes it impossible to inscribe a Symbol for a time. And so on.

BACKFIRE IN A SCROLL OR DEVICE has more serious results. Fatigue Loss means that 15% to 50% of the charges in the device are drained from the device. Rebound has a 10% chance of completely erasing the spell that was cast from the Scroll or Device, and otherwise causes fatigue loss by draining spell charges.

When "learning" spells, there is sometimes a chance of an "Automatic Backfire" as well. In such cases, see failure to cast the spell on the Magick Resistance Table. (See "Magick Resistance" in The Magicians, Part 1.)

Spells of Protection



here are a number of spells of protection, but the one universally used to counter the hostile Magick of others is the enchanted Circle of Protection. All practitioners of the Arcane Arts automatically know how to cast a Circle.

The Circle of Protection



ll Magick Users can cast a charmed protective Circle up to 10 feet in diameter. A single Magick User can protect himself and up to 6 companions in this way. A Coven of Witches (Hex Masters) may cast a 20-foot Circle which may contain the 13 Witches and 3 others. Unless created by an Enchanter with a Lyre of Apollo, the Circle is immobile. So long as the caster and his companions remain in the Circle, they are protected.

To form a Circle, the caster must Remember the spell (see IQ Prime Requisite). This procedure takes at least 1 turn, and possibly longer if the caster cannot remember right away. When he has Remembered, the circle is formed by the caster expending 1-6 fatigue points and casting the spell according to his usual method:

- *Trance State:* Shaman, Drug Trance, Dance/Chant, Medium.
- *Incantation and Mantra Gesture:* Power Word, Enchanter, Elf.
- *Physically Drawing the Circle and Incantation:* All other Magick Users.

When the Circle is formed, the boundaries of the protected area shimmer in a manner like the way air shimmers over hot pavement. The protection lasts for the full Time Factor of the caster; but it can be extended at the further cost of 1-3 fatigue points per turn, and anyone in the Circle may lose fatigue points as required.

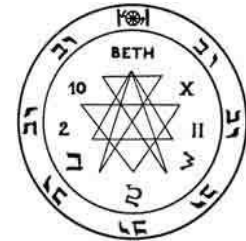
If more than one Magick User is present in the Circle, up to 3 may combine their Power to strengthen its defenses. The 3 most powerful usually do this. The most powerful of the Magick Users contributes his full Experience Factor, and the other 1 or 2 Magick Users contribute 1/2 of their Experience Factors.

Circles of protection do not of themselves prevent passage of some creatures. Barrier effects are automatically provided against Summonings, Undead, Lycanthropes, Missiles, and Magick Attack. However, a solid barrier can be erected only if the Mage knows a Create Earth, Air, Fire, or Water spell. We assume the barrier to be of the maximum possible volume of material that could be created by a Mage of PMF 50. Once a Circle is made to resist entrance, all those outside the circle are prevented from entering - including friends. Each effect of the Circle (may be activated at need without time lag, but at a cost of 10% fatigue without a focus and 5% fatigue with a focus. When 2 or 3 Mages are operating, in a team, one or all may contribute to the defense (This is why Mages have apprentices; the latter contribute fatigue loss requirements and tend to defensive matters under the Mage's guidance while he works magick against the foe.)

1. **TARGETING:** All spells directed against the Circle must be "targeted" on the Magick Conflict Table as if the attacking Magick User was casting a spell at the defending Magick User at the comparative targeting percentages. If Words of Guard or Prayers have been uttered, the targeting percentage is reduced by the penalty percentage. If targeting fails, the spell is dissipated at the boundary of the charmed area, and rebound effects will occur for all materials cast at the Circle with Basic Magick.
2. **PROTECTION VS BASIC MAGICK:** After targeting is successful, matter cast at any of the occupants of the Circle will be able to enter the protected area. If the defending Magick User(s) do not know the Create spell for the type of matter, 1/2 damage will be suffered and "bash" probabilities exist. If the defender has learned the Create spell, 1/4 damage is suffered and no bash occurs, with the material disappearing as damage is assessed. If the defender is able to duplicate the spell, 1/10 damage is suffered and no bash occurs, with the material disappearing as damage is assessed. Note: To strike anyone, the material breaking into the Circle must be successfully targeted against him. If targeting fails against everyone in the path of the missile, it passes out of the Circle and continues to the limit of its range.




3. **PROTECTION VS ILLUSIONS:** After targeting is successful, an Illusion cast at any of the occupants of the Circle will be able to enter the protected area. All who can see the Illusion will save at the IQ percentage of the defending Magick User with the Highest IQ score. If the defender is wearing an Amulet of Protection vs. Illusions (see Illusion Spells) or is speaking Words of Guard, the appropriate save bonus is added to the percentage needed to disbelieve the Illusion's reality. If the highest defending Magick User disbelieves, the Illusion disappears. If he fails, all must disbelieve at their own IQ percentages to "save." If the defender has learned a Detect Illusion and a Dispel Illusion capable of identifying and dispelling it, he may cast the Dispel before the Illusion is targeted against the Circle. In this instance, the Detect and Dispel count as a single spell for the purposes of fatigue point loss for spell casting.



4. **PROTECTION VS COMMANDS:** After targeting is successful, a Command cast at any of the occupants of the Circle will be able to enter the protected area. The protective field reduces the spell of Command by 1 grade of proficiency for each 3 MKL or part thereof which the defender possesses (in this case, only the highest defender in the practice of spells of Command). For example, if a Magick User of grade IX proficiency cast a Command at the Circle of a MKL 9 defender, the spell would drop to grade VI save percentages (MKL 9 - 3 grades). If the Circle fails in this second phase of defense, the spell is unleashed inside at grade IX percentages. If the defending Magick User was also wearing an Amulet of Protection vs. Command or Words of Guard were spoken, the appropriate "save" bonuses would be added to the "save" percentages of the circle.



5. **PROTECTION VS SUMMONINGS:** A Circle provides total protection against any being who is summoned by the defender; Demonic or otherwise makes no difference because any summoned being cannot cross the edge of the Circle, nor cast Magick into it, nor cause anyone else to enter it. However, if the summoner or any of his companions leave the circle for any reason, the summoned being will instantly attack.

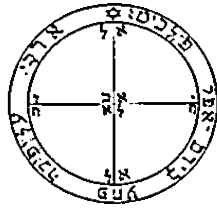


6. **PROTECTION VS DETECTION:** A Circle will block most forms of detection except an Astrological Reading or Diviner's Prediction. In most cases, the beings inside a Circle will appear to have vanished from the very face of the planet. Adepts at the casting of Illusions may choose to confound such magical eavesdropping, for a Circle will detect attempts at Detect 1-25% of the time. Such

Illusion is a form of Misdetection spell, permitting the eavesdropper to see or overhear only what the Adept desires. However, since it is the nature of Magick that risks have to be run, a failure of the Misdetection causes the eavesdropper to succeed with his Detection spell.



- 7. PROTECTION VS UNDEAD AND LYCANTHROPE: There is a 10% chance per 2 MKL or part thereof possessed by the defender that any Undead or Lycanthrope attempting to cross the edge of a Circle will be prevented from doing so. If the Undead or the Lycanthrope fails, it is prevented from making another attempt for 1-6 turns.



- 8. PROTECTION VS BLACK MAGICK: A Circle proves 95% protection against Curses, Death Spells, and the like, which are cast at anyone within the Circle. Such spells require exact precision and meticulous planning, and any protective barrier as powerful as an enchanted Circle will upset the delicate balance of Black Magick penetrating the circle by successful targeting. Note: any Amulets vs. Curses, etc., would automatically negate such spells entirely within a Circle.



- 9. GENERAL PROTECTION VS MAGICK: All advanced or specialized spells will fall into one of the above categories or will require successful targeting to enter a Circle.
- 10. PROTECTION VS MISSILES: A Circle reduces the hit probability of all missiles thrown or shot by hand or by weapons and engines by -5% per 2 MKL or part thereof possessed by the defender. Missiles which are stopped will fail to earth 1-50% or deflect 51-100% of the time. When a defender has attained MKL 16, any deflected missiles will be turned back on the persons firing them, with accuracy equal to the defender's own hit probability. This also applies to missiles cast by Basic Magick, provided a defender has a PMF capable of manipulating the volumes of material involved. Basic Magick missiles so deflected will travel only 1/2 the range of the original caster.



- 11. PROTECTIVE BARRIER: If the caster of a Circle knows the appropriate Create spell, he may erect a Wall around the circumference of the protected area. He may cast the Create spell simultaneously with the Circle of Protection (the spells are separate, requiring additional fatigue point expenditure for the Create), or he may cast it at any time afterward. The barrier affects targeting a spell both inside and outside the Circle because solid material lies between. It also impedes movement or does damage to any being attempting to cross the edge of the Circle. Missiles, including those of Basic Magick, are affected by the presence of the barrier. There is a 1-25% chance that the barrier will be Invisible to anyone outside the Circle.

- 12. THE GREAT PROTECTION: At an expenditure of 1-6 fatigue points per turn, a defender may erect a magical shield around the Circle that is impervious to any Magick. However, all light is blocked by the Protection, and there is no way of seeing out or of driving any spell through the magical barrier. From the outside, the protected area appears as an intense black hemisphere. All physical objects and all beings, physical or incorporeal, are unable to pass. The spell may be maintained as long as any of the persons inside can expend the required fatigue points.

The moment a Magick User exhausts all of his fatigue points or is rendered unconscious or under the control of another, the Circle of Protection will disappear in the following turn. There is also a 20% chance that a Circle penetrated by a spell of a Superior Magick User will collapse under the Power unleashed against it. If total collapse occurs in this way, any protections that the Circle might provide to occupants even after a spell has penetrated are lost.

Prayers

Prayers fall-into several categories:

- 1. COMMON PRAYER: Any character may say a Prayer to his particular deity, giving him a 5% defensive advantage against all forms of spell targeting and also on saves from the effects of Illusions, Commands, and Black Magick. A Prayer may be said at the cost of 1 fatigue point, and the effects last 6 turns.
- 2. CLERICAL PRAYER: A Cleric or Fighting Cleric may say a personal Prayer 75% of the time before a spell is targeted against him, giving him 20% advantage against targeting and also saves from the effects of Illusions, Commands, and Black Magick. It may also be said in anticipation of peril, and the effects last 6 turns. Cost: 1 fatigue point.
- 3. BENEDICTION: A Cleric may bless his companions, giving them all a 10% advantage in all defensive targeting situations and on saves from the effects of Illusions, Commands, and Black Magick. A Benediction may be given at any time characters are not actively engaged in combat. It may be bestowed at the cost of 1 fatigue point per recipient and the effects last 10 turns.

Prayers are similar to Words of Guard, and both cannot be employed at the same time in a defensive situation unless protecting against Black Magick or Poison.

Holy Relics

Holy Relics are cherished items of deep religious significance, like bits of the bones of a Martyred Saint. Such Relics are rare, although many imitations abound in the marketplace. A true Relic is one of the most powerful defenses against Magick that can be found, but it will operate only for a Lawful person. Any Lawful person in possession of a Relic will automatically occupy the position of a Superior defender in the Magick Conflict table. He will be immune to Black Magick. A Relic may be employed in addition to any other form of magical protection.

Monastic Chants

Monks have very powerful anti-magical Powers by virtue of their retreat from the world and their renunciation of all its many Evils. In addition to acting as a Clerical Prayer when employed by a single Monk, a Monastic Chant will gain in power by 2% for each additional Monk saying the chant. Forty Monks can block any magical spell, no matter what form of Enhancement of targeting percentages, etc., is employed. Duration: 11-30 turns, at 1 fatigue point per 5 turns. Forty Monks can put up an impenetrable Circle of Protection 200 feet in diameter through Monastic Chants. Such a Circle will bar the passage of any Magick spell, enchanted Monster, Undead, Lycanthrope, (except Lawful ones), or Demonic force. It will not erect any form of physical barrier, however, and missiles will never be deflected back at attackers. The Circle will last as long as the holy brothers have the fatigue points to expend to continue Chanting. One fatigue point will be expended per Monk for each 5 turns. It should be noted that Monasteries produce Waters of Life and Healing, so fatigue levels can be maintained a long time from existing stocks.

Clerical Protective Circles

Lawful Priest will create a Circle of Protection whenever he celebrates a Mass or other high ceremony. The Circle is 20 feet in diameter and lasts for the duration of the Rite, which is usually 11-20 turns. The Circle is always Superior to any Magick User attempting to penetrate it with a spell, and it repels enchanted Monsters, Undead, Lycanthropes, and other such beings 90% of the time. The Cleric will not perform such high Rites simply to provide protection; they are holy ceremonies and usually are conducted in moments of relative peace and security (i.e.:

between battles).

An Evil Priest can create a Circle of Protection similar to that of a Lawful Priest when he conducts Unholy Rites such as a Black Mass or a Human Sacrifice. He is otherwise like any other Magick User. A Lawful Priest on Consecrated Ground (in the Sanctuary of the Church, by the Altar) always defends against Magick like a Superior defender.

An Evil Priest on Unholy Ground (in the Sanctuary of a Temple of the Damned, by the Defiled Alter) always defends against Magick like a Superior defender unless a Lawful Priest of equal experience factors in is the group opposing him.

Magick Users on Home Ground

Magick Users tend to perform many enchantments in a favorite place in their quarters. As time progresses, that place acquires powerful Magick of its own which the Magick User may draw upon if he is attacked there.

If attacked on his home ground and in a favorite place for Meditation and Enchantment, a Magick user who normally would defend in the Magick Conflict Table as an Equal is raised to a Superior position. A Magick User who would be Inferior is raised to an Equal status if he is within 20 Experience Factors of his attacker. If his attacker is clearly Superior, however, no change occurs in the targeting percentages.

Words of Guard

Whenver a Magick User learns a spell, he also learns how to defend against it. Words of Guard are acquired to reduce the "targeting" probability on the Magick Conflict Table by -10%. Words of Guard require the expenditure of 1-3 fatigue points and the spell will protect 1 person per fatigue point expended for 6 turns.

Command and Illusion spells have special Words of Guard which add an additional bonus to saves against the effects of the spells as well as reducing the targeting percentage by -10%. See the introductions to these types of spells for details.

Power Word Magicians are masters of the Word, and whenever they learn a new spell, they also research the single Word of Guard that will provide protection against all of the spells they have learned, including the latest one. Thus, whenever a Power word type speaks a Word of Guard, he is protected against all of the spells he knows.

Elves are similar to Power Word Magicians in that they also have a Word of Guard which provides protection against all spells, known and unknown. Upon uttering the name of the most revered of the Elven Gods, -10% is obtained against attempts to target them with any spell. This powerful Word of Guard requires the expenditure of 1-3 fatigue points and protects only the Elf uttering it. It also protects against any spell of Command or Illusion as if the Elf was an Adept at that type of spell.

Other Magick Users have only a probability of choosing the correct Words needed to protect against a spell. When inside a circle of Protection, the Words of Guard are chosen correctly 90% of the time. When unprotected by a circle, there is a 10% chance + 5% per 2 MKL of the Magick User that the correct Words will be uttered. Such protection is acquired before the spell is targeted, as the Magick User instinctively recognizes the way the magical forces are gathering around him and anticipates the spell being cast against him. Words of Guard are applied only against spells striking the outermost defenses of the person speaking them (see Magical Conflict).

Amulets of Protection

Amulets of Protection act as a barrier against targeting A spells. Before the spell can be targeted against a defender wearing an Amulet, the Amulet itself must be targeted and overcome. Amulet has an "Experience Factor" equal to that of the Magick User who fashioned it (at the time of its enchantment). In addition, an Amulet acquires 1 Exper. Factor of its own for every 5 years of its existence. If targeting is successful against the Amulet, and the spell was of an injurious nature, the defensive spell will discharge fully and the Amulet will be inoperative for 1-20 turns.

Amulets vs. spells of Command and Illusion have special properties which affect "saves" against the effects of the spells as well as providing a barrier against targeting. See the introductions to these spells for details.

An Amulet characteristically takes the form of a medallion worn about the neck by a chain. However, Rings, Wands, Medicine bags, or even, in the case of Cabbalists, a Symbol embroidered on a robe will also act as protective devices.

The Focus of a Magick User may also act as a protective device. However, to use one's Focus in this way runs the risk of causing it to Backfire 50% of time, if a spell penetrates its defenses. The effects of such a Backfire could be grievous, as there is a chance of permanent damage to the Focusing device.

The Limits of Protection

Characters may not carry unlimited numbers of protective devices, etc. The rule is one Protective Circle, one utterance of Words of Guard, one Amulet of Protection.

In short, there can be up to 3 magical barriers between an oncoming spell and the target. Of course, a character might carry several Amulets with him if he wished, but only one would be operative at a time. Similarly, he could utter several Words of Guard against different spells, but that would be a waste because only one check would be made in any event to see if the Words were an appropriate protection.

Dispelling Magick

The power of a Magick User to Dispel the enchantments of another is relatively limited when it comes to permanent enchantments. Usually, a magical device has to be destroyed utterly to destroy the enchantment. (Magick Square Mystics do acquire temporary Anti-Magick abilities, however.) In the matter of spells cast against one another, however, or against third parties, Magick Users do have ability to Dispel the affects.

1. If a Magick User has learned the spell he wishes to Dispel, he may simply cast the spell in reverse with 50% chance of success plus or minus 5% per MKL above or below the Magick User who cast the spell he wishes to get rid of.
2. If a Magick User has not learned the spell he wishes to Dispel, he may attempt to Disrupt the spell with 20% chance of success plus or minus 5% per MKL he is above or below the Magick User who cast the spell he wishes to get rid of. If failure occurs, however, there is a 50% chance of a "Backfire" (see "Magical Conflict" above).
3. A Magick User may attempt to "defuse" a spell placed in a scroll or device as a defense against unauthorized use or tampering if he has detected the presence of that exact spell. He goes through the same procedure as for "learning" a spell, then attempts to Dispel the enchantment as in #1 above. If he succeeds, there is a 5% chance per IQ point possessed by the Magick User that he will be able to remember enough of what has happened to understand the spell he has removed. In short, he will have "learned" the spell simply by defusing it.

Spells of Detection

Detection spells alert the caster to the presence of some object, creature, etc. The ranges of such spells vary, depending on whether one is beneath the ground or under the open sky. In the open, Detection spells have full casting range; underground, the range is severely limited, as 1 foot of rock or 3 or earth will reduce the range by 10%. In all cases, lead will prevent the penetration of the spell.

Level 1 Detection

All the spells in this section are at casting level 1 at BMR 1.

Detect Alignment: A spell which reveals the alignment of a person 50% of the time. It does not reveal the alignment of objects. Range is always limited to 20 feet, and the duration is 1 turn. Only one person or object may be checked.

Detect Altitude: A spell which reveals altitude or depth beneath the earth in the turn it is cast. Since air pressure is being measured, in fact, the spell always works, no matter what shielding materials are present.

Detect Life: A spell revealing the presence of living creatures. Duration: 3 turns.

Detect Magick: A spell revealing the presence of an enchantment in an object, place, person, or other creature. No specific information is given beyond the existence of some enchantment. Duration: 1 turn per MKL of the caster. High level Magick Users are so sensitive to Magick that the duration increases to 1 hour per MKL after MKL 10.

Detect Metal: A spell revealing the presence and general location of any specified metal. Dwarves possess this spell as a natural ability and will always detect metals and be able to recognize them instantly upon seeing them or being within 10 feet of them. Alchemists also possess the natural ability once they have conquered the common metals.

Detect Secret Door: All characters have 1 chance at 10% of detecting a secret door when they first look in its direction. Elves always see such doors. The spell increases the ability of a Magick User to detect a secret door to 100% for 1 turn, provided that he is facing in the right direction. The spell only works in line-of-sight.

Detect Dangerous Circumstances: A set of five spells which Detect whether seemingly solid walls actually move, whether a seemingly level passage in fact slopes upward or downward, whether a small

trap is present, or whether a room or corridor is actually a large trap. Possession of all five spells causes all of them to operate when any one spell is cast. Range is line-of-sight up to 50 feet for 3 turns. 50% of the time, the location of any triggering device is revealed:

1. Detect Shifting Walls
2. Detect Sloping Passage
3. Detect Small Traps
4. Detect Suspicious Rooms
5. Detect Trap

Detect Tracks: A spell which enables the caster to determine the type of creature that had passed by, provided that visible signs are present. If the track is less than 3 days old, the caster can follow it unerringly 90% of the time.

Detect Direction of True North: A spell which permits the caster to determine true North. Duration: 1 turn.

Measure Distance: A spell which enables the caster to judge the exact distance traveled in a turn or to determine the exact line-of-sight distance. Duration: 1 turn per MKL of caster. Range: to limit of line-of-sight.

Measure Volume: A spell which enables the caster to judge the exact dimensions of any room, etc., he is in. Duration: 1 turn. Range: to limit of line-of-sight. The spell may also be used to measure the volume of objects, holes, etc.

Level 2 Detection

All spells in this section are at BMR 2 and casting level 2.

Detect Enemies: A spell revealing the presence of enemies lurking nearby. The number of enemies is revealed 25% of the time, and the nature of the enemies is known 10% of the time. Range: to casting limit, subject to barriers. Duration: 3 turns.

Detect Evil: A spell revealing the presence of Evil purpose in some creature or else the presence of Undead, Demons, Spirits, and the like, however masked, hidden, or disguised. Duration: 3 turns. A Unicorn or Lion of St. Mark possesses this ability for a range of 1 mile, irregardless of barriers except true lead, and the spell functions continuously.

Detect Good: A spell revealing honorable, trustworthy, or beneficial intentions in any being. Range: 20 feet in line-of-sight. Duration: 3 turns.

Detect Invisible Presence: A spell revealing the presence of an Invisible being up to 100 feet away in line-of-sight. The exact location is not revealed, however, but the general direction will be known 50% of the time and the approximate distance 25% of the time. Duration: 1 turn + 1/2 Time Factor.

Detect Jewels and Jewelry: A spell unique to Dwarves and Jewelers. The presence and location of gems is revealed up to 10 feet away, and the value of the gems and settings is always known once they are seen. Duration: 1 turn.

Detect Poison: A spell revealing the presence of poison. If an object is being examined, range is adjacent. When faced with a cloud of poison gas and the like, range is normal, subject to barrier reductions. Duration: 1 turn.

Detect Old Tracks: A spell unique to Foresters. The spell enables the Forester to determine the type of creature that passed by if visible signs are present. If the track is less than 3 days old, he can follow it unerringly 100% of the time. If 4 to 7 days old, he has a 90% chance of tracking. If 8-14 days old, he has a 50% chance of tracking. He will know the time within a few hours of when the creature(s) passed, their exact numbers, size, etc. If rains, etc., have washed away most of the signs, there is still a 10% chance that he can detect the tracks. If he does so, he will track at the normal probabilities. All Elves possess this spell as a natural ability, for Elves are born to the woods.

Detect Observation: A spell which causes the back of the neck to prickle. All Natural Talents have this as a natural ability. The spell reveals whether the caster is being "watched" in some way. If the observer is seeing the caster in the flesh, the caster will know the direction of the observer 50% of the time. Duration: Time Factor.

Level 3 Detection

All spells in this section are at casting level 3 and 5MR 3.

Detect ESP: A spell which alerts the caster to the fact that he is being observed in some way by ESP or Astral Projection or Vision. If the watcher is within the casting range of the caster, he has a 50% chance of knowing the general direction and also the approximate distance.

Find the Path: A spell which points the way, turn by turn, out of some situation in which the caster finds himself lost or disoriented. The spell is 100% successful if he has been that way before, and 50% successful if he has not. If he loses the path, he will know it instantly. Duration: 1 turn + 1/2 Time Factor. The

caster cannot proceed faster than 1/4 movement if he wishes to keep to the path.

Level 4 Detection

All spells in this section are at casting level 4 and 5MR 4.

See the Invisible: A spell which enables the caster to see an Invisible being or to see a being in the Arcane Plane. Duration: 1 turn certain. Each subsequent turn reduces the chance by 10%, so that turn 2 is at 90%, turn 3 at 80%, and so on. If vision is lost, the spell is ended.

Sense the Hidden: A spell which operates in line-of-sight up to 20 feet and alerts the caster to the presence of some object that has been deliberately hidden. He has a 50% chance of knowing the general direction and a 10% chance of finding the exact location. Duration: 1 turn. The object may be general (i.e.: nature is unspecified) or specific if the identity of the object is already known to the caster. The object may also be a person known to the caster.

Spells of communication and transportation



Not all Magick Users are capable of learning more than a few spells of Communication and Transportation, for such spells are highly specialized and, indeed, even unique to some modes of Magick.

Level 1 Communication & Transportation

All Spells in this section are at casting level 1 and BMR 1. They are "natural" to the Magick Users indicated and do not have to be acquired from any source to be learned. In only a few cases may Magick Users of excluded modes use the spells through devices that are fashioned by those with the natural talent.

Arcane Projection: A spell unique to Cabbalists, Magick Square Magicians, Necromancers, Solitary Hex Masters, Evil Priests, Shaman, Mediums, and Drug-Trance Magicians. Arcane Projection allows the caster to send his Arcane Form from his physical body to another place, generally undetectable to anyone not on the Astral Plane. The Magick User cannot cast any offensive Magick spells but may cast protective spells and spells of Detection, Communication, and Transportation. There is a 50% chance that such spells will fail minus 2% per MKL of the Arcane Traveler. Failure instantly returns the Arcane Traveler to his body and totally exhausts his fatigue levels. Demons also operate on the Arcane Plane, and there is a chance of Demonic possession for every 30 minutes or part thereof spent in Arcane Form. The chance of possession is 10% minus 1% for every 2 MKL of the Arcane Traveler, with a minimum 1% chance of possession at the upper end of the range of magical proficiency. The Arcane Traveler may journey 50 miles per MKL at a speed of 500 mph, and the spell will last 15 minutes per MKL of the Traveler. If the Arcane Traveler remains in the Arcane Plane so long that he is unable to return to his body in the time remaining, he will return with a traumatic suddenness which leaves him in a catatonic trance for 1-20 days. An Arcane Projection is blocked by protective Magick and by lead.

Arcane Vision: A spell unique to Necromancers, Solitary Hex Masters, Evil Priests, Shaman, and Drug-Trance Magicians. Arcane Vision permits the Magick User to send forth his Eye on the Arcane Plane. The Arcane Eye may pass through all material objects not sheathed in lead or shielded by protective Magick. The Arcane Eye may travel at the pace of a man walking up to 5 times the range of the Magick User until he reaches MKL 10, at which point vision is extended to the limit of Arcane Projection. A check is made for Demonic Possession, as in the case of Arcane Projection, only this time a Demon so encountered will be able to cause blindness for 1-20 hours. Duration: 15 minutes per MKL of the Magick User.

Arcane Clairaudience: A spell unique to Mediums. Arcane Clairaudience permits the Medium to overhear targeted subjects. The spell has a range of 10 feet per MKL or the Medium until MKL 10 is reached, whereupon ranges are measured in miles. A crystal ball increases ranges to 100 miles per MKL but cannot be enchanted until MKL 7 is attained. Mystics, Major Arcane, and Minor Arcane may use a crystal ball provided they are taught by a Medium. Duration: 1-10 minutes.

Arcane Clairvoyance: A spell unique to Mediums. It is similar to Arcane Clairaudience except that the caster can see his subjects.

Communicate: A spell unique to Hex Masters in a Coven. If a Familiar is present, a Coven member may converse with another member of the Coven up to 100 miles distant. The Princesses, Princes, King, and members of the Grand Coven have the ability to converse with any Witch up to 300 miles distant. The spell may be used once per day.

Fly: A spell unique to Cabbalists, Necromancers, Hex Masters, and Primitive Talents. The caster is able to Fly 250 feet per turn. If extended cross-country flight is involved, range is 25 to 150 miles. Duration: 1-6 hours. Hex Masters must enchant a broom to Fly, and in it they "bind" a level I Demon which cannot escape and must perform 1 flight per 24 hours. Further flights must be checked (see Demonology).

Level 2 Communication & Transportation

All spells in this section are at casting level 2 and BMR 2. They are "natural" to the Magick Users indicated and do not have to be acquired from any source to be learned.

Arcane Gate: A spell unique to Mystics, Enchanters, Solitary Hex Masters, Necromancers, and Primitive Talents. The spell opens a temporary hole in solid rock, man-sized and up to 5 feet deep per 3 MKL of the caster. Duration: 1/2 Time Factor. Range: adjacent.

Telepathic Command: A spell unique to Cabbalists, Necromancers, and Thaumaturgists. This spell permits the Magick User to give orders to beings under his command from a considerable distance. The Necromancer has the added advantage of being able to see whatever his Zombies see, for this spell is also the advanced spell of Zombie Control. Range: 5 x normal range. Duration, 1 turn, except indefinite for Necromancers when ordering their Zombies.

Telepathy: A spell unique to Cabbalists, Mediums, Drug Trance Magicians, and Natural Talents. Telepathy is a very powerful ESP spell permitting the caster to read in detail the mind of one creature. However, any figure has a 25% chance of blocking such a spell. If the IQ of the subject is equal to the caster's, the percentage chance of blocking is 50% + 5% per IQ point above the caster's IQ. Range: 2 x normal range, with targeting being necessary. Duration: 1-3 turns.

Arcane Transport: A spell Unique to all Mystics, Necromancers, Covens of Hex Masters, Solitary Hex Masters, Evil Priests, and Primitive Talents. An Arcane Transport spell provides instant transportation from place to place, with a range of 1 mile per MKL until the Magick User reaches MKL 10, at which time the range increases to 50 miles per MKL. There is a chance that the Arcane Transport spell will go awry. If the Magick User does not have certain knowledge of the destination, there is a 60% chance he will travel in another direction (1-25% = north, 26-50% = east, 51-75% = south, 76-100% = west), with a 20% chance of materializing inside a solid object at the end, causing death. If the caster is knowledgeable about the general features of the destination (e.g.: can see them or knows about them), he has a 25% chance of going in another direction, with a 10% chance of materializing inside a solid object. If the caster is closely familiar with the features of the destination, he has a 10% chance of going in another direction and a 1% chance of materializing inside a solid object. Lead and protective spells will prevent the Teleport spell from working past the barrier: check for any chance of materialization inside solid materials if this happens. A Mechanician is able to construct a Teleportal mechanism (see below), and may learn an Arcane Transport spell for the purpose of placing it in an enchanted doorway or device but may not cast the spell directly.

Level 3 Communication & Transportation

All spells in this section are at casting level 3 at BMR 3.

Animal Messenger: A spell possessed by any Magick User who has learned Command Animals. The Animal messenger will find the recipient of the message 75% of the time (100% if the sender has a Locate Person spell). The animal travels day and night and averages 25 mph if a land animal or 100 mph if a flying creature + 10 mph per 5 MKL of the sender. The animal will bear a written message or appropriate-sized object and is undetected unless some form of Detection spell is used. Animals capable of speech will also carry verbal messages.

Arcane Connection: A spell unique to Cabbalists. By the use of symbols the Cabbalist may create an Arcane link two points together, providing him with a type of "alarm" system that is undetectable by anyone not on the Arcane Plane. Anyone passing over or by the symbol will cause the other symbol to respond in some way. Range: 25 feet per MKL or Cabbalist.

Levitate: A spell unique to Power Word, Magick Square, Necromancers, Shaman, and Primitive Talents. The caster is able to cause himself or any other object or person to rise into the air at a rate of 10 feet per turn. The weight of the levitated person or object can be up to the caster's carrying capacity + 10% per MKL. Some horizontal movement is also possible at 10 feet per turn. Duration: Time Factor + 1-6 turns. Targeting is needed when levitating objects and unwilling persons.

Magick Carpet: A spell unique to Power Word, Cabbalists, Enchanters, and Solitary Hex Masters. The Magick Carpet will Fly (see above) for 1-10 hours and will carry twice the carrying capacity of the maker + 10% per MKL.

Mystic Rope: A spell unique to Mystics and Shaman. The Magick User casts a 5' to 25' rope in the air so that it stands upright and rigid, allowing him and 1d6 companions to climb to the end and disappear into another dimension. Once there, they can travel up to 250 feet through any material except lead, emerge at their destination by letting down another rope, and remain there for 3 turns, after which they must climb back up. The spell can be extended 1 turn for each 4 MKL attained by the caster. If either rope is removed, while they are in the other location, they will remain. If either rope is removed while they are in the other dimension, there is a 1-25% chance that they will immediately fall to earth, 26-75% chance that they will be trapped in a Interdimensional Labyrinth (see Ancient Lore), and 76-100% that they will fall to earth at the starting point. A fall causes 1 die of damage per 5' fallen.

Arcane Greater Gate: A long-range, permanent travelling spell which can be placed between two points frequented by a Magick User on a regular basis. Its range is the same as for an Arcane Transport spell, with no chance of error. The spell is placed usually in some

object such as a doorway, and the spell has no chance of error. Mechanicians and any Magick Users who have learned how to use the Arcane Greater Gate may construct such a device. The first 3 trips are subject to the usual Arcane Transport error until the Arcane Greater Gate is calibrated. The Greater Gate activates upon command of the caster and may be set to act as a trap for the unwary.

Level 4 Communication & Transportation

All spells in this section are at casting level 4 at BMR 4.

Projected Self: A spell which may be learned by any Magick User who as learned Arcane Transport and the illusion *Reflection of Self*. The image of the Magick User is created by Illusion and transported to a distant place to deliver a message "in person." Range: 50 miles per MKL of the caster. Duration: 1 minute (real time). The spell is one-way, however, and the caster cannot see or hear the recipient, although he will know if he can speak safely as the presence of enemies is revealed, etc., before the Image appears. The Image cannot be projected through lead and is targeted like an Arcane Transport spell.

Level 5 Communication & Transportation

All spells in this section are at casting level 5 at BMR 5.

Journey in Haste: This powerful travelling spell enables a person to move at 3 mph on foot or a horse and rider to move at 7 mph for 24 hours straight, taking only brief rest stops. That amounts to 72 miles on foot or 168 miles on horseback while staying fresh the whole time! The effort cannot be repeated for three days without risk of severe physical impairment. The recipient must pass a CON CR or have his Fatigue reduced to 1/2 normal levels and be able to perform physical skills at only 1/2 rate. A second CON CR failure means the person becomes completely incapacitated for 8 hours during which he falls into a deep, comatose sleep.

Basic Magick

Basic Magick deals with the manipulation of the four elements: Earth, Air, Fire, and Water. It is through the use of Basic Magick that fireballs are created, water rises or falls or freezes, winds blow, or earth moves. There are 8 basic effects, giving rise to a total of 112 basic spells which a Magick User can learn if he wants to perform magical operations on unliving matter. All these effects are governed by what we know to be the Laws of Physics.

Several terms are used repeatedly in this section, and the player must understand them if he is to follow the explanations of Basic Magick:

STANDARD VOLUME: A set amount of matter representing a standard unit of Earth, Air, Fire, or Water. Each of the 4 elements have different standard volumes and weights.

SPHERE: Theoretically, a uniform ball which may be rolled or flung toward a target or a location like a magick missile. To avoid complex mathematics, "spheres" of solid material are given in cubic volumes. A sphere may be flung to the limit of a caster's range, with a 10% reduction in range for each additional volume added to the first. Once the sphere reaches the end or its range, it will fall to earth and continue to roll for 1/4 of the distance it went through the air. Only solid materials and Magick Fire will retain a spherical shape beyond one turn. All others collapse into a horizontal "sheet" at the end of the turn.

BOLT: A spear-like, uniform volume of material flung at a target or location. A bolt can be flung to the limit of a caster's range, with a 10% reduction in range for each additional volume added to the first.

BEAM: A continuous stream of material extending to 1/2 a caster's range but not over 50 feet away. It turns into a "sheet" of matter upon reaching the limit of its range. Duration: 1-3 missile-firing phases.

SHEET: A flat volume of material, usually 1" thick. All materials can be turned into a vertical sheet for 1 turn, but only solid materials and Fire will retain a vertical shape beyond 1 turn. Fluid materials tend to collapse into horizontal sheets at 1-25% + 25% per turn after the second turn. It is possible to move a sheet of matter away from the caster at 5' per turn if solid and by 25' per turn if fluid. An Accelerate Matter spell will increase this rate by 5-10 x basic speed for the duration of the spell or up to twice the caster's range limit. Movement can be halted by removing the material or by blocking it in some way.

WALL: A vertical sheet of material at least 6" thick which does not move and which resists attempts at magical removal by subtracting - 50% from spell targeting percentages + 2% per MKL of the caster. A Wall is formed by casting a Create and Affix Matter spell. Any material can be made into a Wall, and it will last for the duration of the spell. Unless solid, it will then collapse and disappear. Ice Walls begin to weaken at 10% per turn after the duration of the spell ends; this weakening applies to strength and EDF effects, and the Ice Wall collapses when 0% is reached.

Basic Magick spells

Create Matter: No matter is actually "created" except for Magick Fire; the matter is drawn off from some unknown place elsewhere and may be made to appear up to 1/2 range from the caster. Matter which is merely Created cannot act as a weapon for creatures threatened by its presence in their location, for they have 1 turn to move out of its way--if they can. The amount of matter created is under the caster's control 1-90%, but on 91-100%, a greater or lesser amount will materialize (limits: 0 to maximum possible). Failure to learn a Create spell prevents further learning of the Basic Magick spells in a particular area. The Create spell is the starting point for all research. If a Mage fails to learn a Create Ice spell, for example, all Ice spells are for- ever closed to him. If he learns the Create Ice, he could research all the other effects of Ice Magick without tutoring once the v fall within his casting range. In all cases, the Create spell must be learned first.

Detach Matter: In order to move matter, a caster must detach it from the location he finds it in. Detach is the power to remove one or more standard volumes from any point up to 1/2 range and send it to any other point up to 1/2 range away. There is a delay of 1 turn after casting the spell, after which movement is exceedingly rapid. Volumes of material so large as to make avoidance impossible will hit any target in the path of the material. However, most Spheres, Bolts, and Beams must be "targeted" on the Magick Conflict Table.

Affix Matter: The power to hold one or more standard volumes in place anywhere up to 1/2 range. It increases the duration of fluid materials in Walls or Sheets to the Time Factor of the caster. For example, a Magick User with PMF 12 at MKL 2 would have a spell duration of 4 x 2=8 turns. The spell is useful to hold material against the ceiling, as in the case of a collapsing roof designed as part of a trap.

Amplify Matter: The power to double the amount of matter created. Our Magick User of PMF 12 and MKL 2 could normally create 5 volumes of Porous Rock, but an Amplify would produce 10 volumes if he wanted it. Amplify spells can be used only to create materials to be used as Walls and Sheets; magick missiles cannot be Amplified.

Concentrate Matter: The power to increase the density of a given volume of earth or water so that it doubles in weight for the same volume. Air and gases increase in pressure and produce winds. Concentrate spells are useful in changing matter from less to more dense states, or vice versa, as dust to sand or sand to porous rock, etc. If applied to a Wall, the defensive properties are greatly increased.

Intensify Fire: The power to "fan" a Fire to increase its effects. The spell raises the EDF of any Fire by 1 x EDF or else increases the range of the spell by 5' per MKL of the caster.

Remove Matter: The power to remove materials from a point up to 1/2 range and transport them to some unknown place (the reverse of a Create Matter). The amount of matter that can be removed is equal to the volume the caster may fire as a missile if Earth or Water are involved. Otherwise, he may remove the maximum possible volume. Such a spell can be used to create powerful winds, extinguish fires, or even dig holes.

Accelerate Matter: The power to increase the rate of a Detach spell to make it effective on the turn it is cast. An Accelerate spell also increases the range of magick missiles or any other matter spell by 100%. Sheets of moving matter move at 5-10 x normal rate.

Basic Magick: "Earth"

Earth is the most resistant of all materials, especially dense rock, and the power to move the Earth elements is accordingly high:

Spell Type	Dense Rock		Porous Rock		Sand		Dust	
	Level	BMR	Level	BMR	Level	BMR	Level	BMR
Create	2	6	2	5	1	1	1	1
Detach	3	9	3	6	1	1	1	1
Affix	3	9	3	6	1	3	1	3
Amplify	3	10	3	9	2	4	2	2
Accelerate	3	10	3	9	2	4	2	2
Concentrate	3	9	3	8	2	5	2	3
Remove	2	6	2	5	1	1	1	1

Each spell will be learned at the spell casting level and a BMR level as given in the table. Once a Create spell has been learned, the Magick User will be able to learn all of the others.

One standard weight of "Earth" = 400 Dr.

Dense Rock: 1 cubic foot

- "Sphere": 1' x 1' x 1' block of stone
- "Sheet": 1" x 3' x 4' block of stone

Sand: 4 cubic feet

- "Sphere": 10' x 10' x 10' whirling sand
- "Beam": 6" x 6" x 1/2 range stream of sand
- "Sheet": 1" x 7' x 7' layer of sand
- "Pile": 1" x 2' x 2' mound of sand

Porous Rock: 2 cubic feet

- "Sphere": 1' x 1' x 2' block of stone
- "Sheet": 2" x 3' x 4' block of stone

Dust: 8 cubic feet

- "Sphere": 10' x 10' x 10' swirling dust
- "Seam": 2' x 2' x 1/2 range stream of dust
- "Sheet": 1" x 12' x 12' layer of dust
- "Pile": 2' x 2' x 2' pile of dust

- Rock is defensively strong and, when magically placed, it sustains considerable damage before a hole can be broken through it by "H" type weapons, large beasts, or magical missiles possessing blast or impact effects. Defensive values per 1" of thickness are:

Dense Rock Wall	= 150
Dense Rock Sheet	= 75
Porous Rock Wall	= 50
Porous Rock Sheet	= 25

If a Concentrate matter spell is used, the barrier's defense strength increases by 50% and "targeting" penalties rise to -100% -2% per MKL of the caster vs. any Remove Matter spell directed against the Wall.

When attempting to break through a rock barrier, damage is inflicted at the spot the attempt is made.

- A moving sheet of rock will push back any person, creature, or object up to 4 x its own weight. It can be "jammed" by 1 iron spike per 100 Dr. of weight or by any solid and immovable obstacle. Persons able to push against it with carrying capacities equal to its weight will also stop it. It can "crush" victims caught between it and an unyielding obstacle at 10 points of damage per turn. Its advance may be halted by an Accelerate cast in reverse or it may be Removed. If the caster is concentrating on maintaining the sheet, -50% targeting penalties are assessed against any Magick User attempting to remove or halt the moving material.
- A sphere of rock delivers a bash at 20% per volume flung as a magical missile. It must be targeted to strike any person or obstacle in its path, with a check being made for each person. The EDF of dense rock = 10 x EDM of caster times the volume thrown. The EDF of porous rock = 6 x EDM of caster times the volume thrown. When damage points equal to the total EDF have been inflicted, the rock will fall to the ground and stop.
- A sphere (cloud) of dust or sand obscures vision. Sand reduces visibility by 5% per foot of thickness, dust by 10%. This also affects "targeting." Figures passing through a cloud of whirling dust or sand also run a 20% risk of choking and coughing, resulting in a loss of 1-3 blows during each melee turn they are in the cloud and in the first turn they emerge, with movement reduced to 1/6 normal. Choking effects can be stopped 30% of the time with a cloth covering the face--70% if the cloth is wet.
- A beam of sand delivers a "bash" at 10% per volume sprayed as a magical missile, which must be targeted to strike. A beam of sand can hit 1-6 figures in a firing phase and will do 1-10 points of damage to anyone it hits. There is also a 25% chance that the flying grit temporarily blinds a target for 1 turn.
- A beam of dust has a "blinding" effect similar to sand and also a choking effect of 10% per volume of dust sprayed as a magical missile. >From 1-6 figures may be targeted per firing phase.
- Acceleration of any magical missile increases the bash effect by 10% per volume that is accelerated.
- Sand and dust are excellent materials for "covering one's tracks" and, when laid down horizontally in a sheet, completely obscure any visible signs that a party has passed.
- A pile of sand will prevent resistance to passage. A "Charge" or "Fleche" across deep sand produces 25% chance of stumbling (check for "bash") and movement is reduced to 1/4. A Wall of sand (a pile of considerable height and thickness) can be forced through at a rate of 1' per 100 dr. of weight possessed by a figure to a maximum of 6'. Failure to force through brings partial collapse of the Wall, burying the figure alive. To dig out of sand or break down a wall, a figure can dig 1 cubic foot per 100 dr. of carrying capacity per game turn.
- A pile of dust provides little resistance, but there is a 50% chance of stirring up a cloud of dust if passage is attempted at a rate above 20 feet per turn. Fighting or other strenuous activity will always stir up the dust.

Puff of Dust: This produces a thin stream of dust from the surrounding area that can snuff a candle, torch, unshielded lamp or lantern; blow over light objects; flip pages of a book; etc. Anyone struck in the eyes is partially blinded for 3 turns and it reduces their fighting abilities by -20%. This stream of dust is followed by a 1,000 feet dust cloud which fills a 10 feet x 10 feet x 10 feet room, taking 1D10 minutes to settle. Whilst within the cloud fighting abilities are at half.

Sand Blast: This produces a continuous stream of sand that can be played on 1 target per 2 MKL of the caster. This caused slashing damage of 2-7 damage points. Armour provides some protection reducing any damage by half but grit can still penetrate chinks, etc. If sprayed in the eyes the victim is blinded for 1D10 turns.

Shower of Stones: This casts a shower of stones into a circle of 10

feet and anyone in the target zone could be hit. This causes anyone with in the target area to suffer crushing damage of 2-12 points of crushing damage each. However, if targeting a single individual, they will suffer crushing damage of 11-16 points.

Scorpion's Strike: This hurls a heavy 7 feet long shaft of obsidian with the force of a small ballista. This magical weapon is suited to battlefield conditions and cannot be employed in closed spaces. It causes 21-40 damage points of piercing damage.

Trebuchet: This hurls a 325 dr. boulder in the same manner as a heavy siege engine. This magical weapon is suited to battlefield conditions and cannot be used in closed spaces. The boulder explodes with great concussive force of 11 x MKL piercing damage to all victims within a 10 feet radius of the strike point. Victims under 2,500 dr. are Bashed and knocked down. A successful Dodge halves damage and no Bash occurs. The boulder may be cast at one large target (at least horse-sized). Dodging is possible if the target sees the missile cast. A successful Dodge avoids a direct hit but explosive effects still occur. Trebuchet may be employed to reduce fortifications. A magical Trebuchet missile will penetrate 6 feet of Dust, 2 feet of Sand/Dirt and 3 inches of rock per caster's MKL and will not be deflected by Air Walls unless they have been cast by a Magick User with a higher MKL.

Battering Ram: This creates a 300 dr. cylinder of dense rock that can be wielded as a battering ram. One must see the Battering Ram cast to Dodge. A successful Dodge converts a hit into a grazing strike with no Bash and half damage. Also if successful anyone behind the intended victim must Dodge or be Bashed and suffer the same damage. The effect may also be used to reduce fortifications, especially to batter down doors, gates, etc. The Bash Weight of the Battering Ram will be 600 dr. Bash will automatically happen for all targets that are less than half the Bash Weight. In such cases the Battering Ram will do (3 x MKL) of crushing damage. Also, if the target is less than 150 dr., it hurls the target back 10 feet x MKL. Heavier items are stopped in their tracks. If the target is an animate object it will be stunned for 5 minutes x CON.

Wall: This enables earth to be shaped into a "wall" of any shape and thickness, such a structure is permanent unless the Magick User includes the spell Dispel during construction. If it is necessary to move the wall once it appears, use the spells Detach and Accelerate. The maximum speed the wall can move is 10 mph. Depending upon the type of materials used the Wall may be able to deflect missiles and spells.

Sheet: This enables earth to be shaped into a horizontal sheet (such as a floor, ceiling, bridge, pathway, etc.) of any dimensions. It must be a minimum of six inches thick and such a structure is permanent unless the Magick User includes the spell Dispel during construction.

Landslide: This breaks a naturally occurring volume of sand, dirt, or "living" rock loose from a steep slope, cliff, overhang, cavern roof, etc., creating an avalanche or cave-in. Mortared or sculpted rock is unaffected. The volume dislodged and the amount of damage inflicted depends on the MKL of the caster and the nature of the material being manipulated. The ability to Dodge depends on the size of the slide and distance away from the start. Overhead falls of material can be dodged only if a target first makes his DEX CR (one must react with blinding reflexes in such instances!). A failed Dodge versus a material over MKL 3 in volume means the target was not just struck but also buried, stunned and immobilised. Buried victims may be able to dig themselves out if they are strong enough but most will require help from friends.

Quake: This is the displacement of substantial quantities of rock below the surface to tremors and earthquakes. Firstly, the Magick User must prepares the minimum volume of Dense Rock required in order to create an earthquake with a 1/4 mile radius of effect. For each additional 10,000 feet' of rock the radius of effect is increased by 1/4 mile. The Magick User can continue to increase the radius of effect up to his current MKL x 1/4 mile. Secondly, when all is completed, the Magick User must be no farther than 1/2 mile x MKL from the epicentre to cast the spell. A shock wave spreads out from the epicentre of the quake. A crack opens, spreading outward an equal distance to either side of the epicentre and the dimensions of the crack depend upon the caster's MKL as follows:

MKL	Damage
1-5	Minor tremors: no damage.
6-9	Noticeable tremors: little damage, but people and animals are alarmed.
10-11	Strong tremors: minor damage to frame buildings; people and animals are shaken up and fearful.
12-13	Powerful tremors: moderate damage to frame buildings; minor damage to stone buildings. It is hard to stand. People tend to panic. Animals become unmanageable, flee etc.
14-15	Severe tremors: heavy damage to frame structures; moderate damage to stone buildings; slight damage to fortifications. It is impossible to stand. People and animals are terrified.
16-17	Shock waves flatten frame structures: major damage to stone buildings and moderate damage to fortifications, etc. People and animals are terrified.
18-19	Shock waves smash frame structures and stone buildings and do severe damage to fortifications, bridges, etc. People and animals are terrified.
20+	Shock waves smash everything, man-made short of great structures like the Pyramids will be cast down into the dust.

Basic Magick: "Water"

Water is quite resistant because of its fluid nature and the difficulty of making it hold a definite shape. Handling ice is much the same as working with solid rock.

Spell Type	Ice		Liquid Water		Rain & Spray		Fog & Mist	
	Level	BMR	Level	BMR	Level	BMR	Level	BMR
Create	3	6	1	4	1	3	1	2
Detach	3	6	2	5	1	4	1	3
Affix	3	6	2	6	1	4	1	3
Amplify	3	9	2	7	1	7	1	5
Accelerate	3	9	2	9	1	7	1	5
Concentrate	3	8	2	8	1	7	1	5
Remove	2	6	1	4	1	3	1	2

One standard weight of "Water" = 1000 dr.

Ice: approx. 20 cubic feet*

- "Sphere": 3' x 3' x 2'
- "Sheet": 1" x 15' x 15'

Rain & Spray: 1000 cubic feet*

- "Sphere": 10' x 10' x 10'
- "Sheet": 5' x 10' x 20'

Liquid Water: approx 20 cubic feet*

- "Sphere": 3' x 3' x 2'
- "Sheet": 1" x 15' x 15'
- "Beam": 3" x 3" x 1/2 range.

Fog & Mist: 4000 cubic feet*

- "Sphere": 10' x 20' x 20'

*Materials will collapse into a sheet.

1. Ice is a fairly strong material when it is thick. The defensive values per foot are:

Ice Wall: 60
Ice: 30

If a Concentrate Matter spell is used, the strength of the Ice is increased by 50%, and targeting penalties against a Wall rise to -110% + 2% per MKL of the caster of the Wall vs. Remove Matter. Fire spells melt 2 cubic feet of Ice per volume of Fire with the melting at a specified point. Ice melts naturally at the rate of 20% per hour.

2. A Sheet of Ice laid down across water will support 100 Dr. per inch of thickness and 6" of thickness will support 2000 Dr.
3. A moving sheet of Ice behaves in the same manner as sheets of Rock.
4. A horizontal sheet of Ice provides a most slippery surface, and anyone crossing it at 1/6 speed has a 10% chance of slipping and falling. Crossing at normal speed brings a 25% chance of falling, while fast speeds cause falling 50% of the time. Members of the Magick User's party are unaffected unless engaged in combat. Anyone struck by a blow while on ice would suffer an automatic "bash" if the attacker is equal in weight or heavier. Sliding is also possible. Roll random dice to indicate direction and distance if a character slips and falls unintentionally.
5. A sphere of Ice is so heavy that it can be hurled only 1/5 normal range. However, if slid along a horizontal sheet of ice, it will travel for the full range. Treat as a sphere of porous rock, with the EDF = 4 x EDM of caster the volume thrown. The sphere has a 20% chance of shattering when it strikes any reasonably solid object or large creature or person. (When used against Fire creatures, EDF = 10 x EDM of caster.)
6. A "Flash Flood" may be produced with a sphere of water. This specialized "sheet" of water, unlike sheets of solid material or Fire, will move 50' per turn unaccelerated or 150' Accelerated. The Flash Flood must be at least 5' high and 3' thick to produce a bash, with 15% chance of a bash per foot of thickness. A Flood 7 feet thick will carry along any creature weighing less than 1100 Dr. The effect must be performed in a confined space, however, as the edges of an unconfined flood will flow away rapidly and the water will become a sheet lying horizontally within 25 feet.
7. A Wall of Water may be made to stand stationary and prevent passage of fiery creatures. All Fire missiles of magical origin are reduced by 10% damage per foot of water they pass through and have a 10% chance per foot of water of "exploding" then and there', reducing the Wall to a horizontal sheet. Flaming arrows and the like are immediately extinguished.
8. A Remove spell coupled with a Detach and Accelerate spell will create a corridor 5' wide and 10' long per standard volume possessed by the caster through water not more than 20' deep. This is a magical "Part the Waters" spell with a duration of 1/2 the Magick User's Time Factor.
9. A Beam of liquid water may be likened in effect to a high-pressure fire hose. It delivers a "bash" of 15% per volume of water used and may be directed at 1-10 figures when "fired." The Beam must be targeted against each figure to strike. A beam of water will wash beings

lighter than 1000 Dr. 5-30 feet away from where they were standing when the beam hit.

10. Rain and Spray may be likened to a cloudburst in effect. In a Wall form, it has the same effect on fiery creatures and fire missiles of normal or magical origin as a Wall of Water, with a 10' thickness being equal to 1' of liquid water. Ordinary fire missiles will be put out when passing through 10' of Rain or Spray but are not otherwise impeded.
11. Fog obscures vision by -3% per foot of thickness in daylight and, in darkness, any ordinary illumination such as a torch or lantern will cause so much reflection of the light that vision is impossible beyond 10' away from the one attempting to see.
12. A "Flash Flood" will wash away any visible signs that a party has passed by the area flooded and completely eliminates any trace of scent.
13. A Rain or Spray will have a 10% chance per turn of duration of washing visible signs away and a 20% chance of washing away all scent of the party.
14. Water can be used to extinguish fires. Small fires will be extinguished almost at once when one volume of liquid water or rain is dumped on them. Large fires are not as easily extinguished. There is a 10% chance + 5% per turn for each volume of water used that a fire will be extinguished by a Beam or Rain, and a 20% chance + 5% per turn for each volume of liquid water in a "Sphere" or Wall form. Oil-fed fires will require 1-3 extinguishings and Magick Fire 1-6 extinguishings.
15. Magick may be used to produce water, but the water is itself real and remains after the end of the spell's duration in the form of a horizontal sheet.

Flood: The Magus can create rain or take advantage of rain to produce a flash flood in a stream or river. The level the water rises depends upon width of the stream-bed, the rainfall and the Mage's MKL. All the Mage does is hasten and magnify what occurs naturally. After the spell is cast, the water rises to its peak for a distance 250 feet x MKL up and downstream from the point where the spell is cast. After 7 minutes x MKL at peak levels, the water slowly subsides by -10% per 30 minutes until back to normal. The banks of most streams do not lie too many feet above the normal level of the flow, so instead of a towering flash flood, the rising water just overflows the banks, effectively widening the stream. That is likely to be enough to prevent anyone from fording any stream, and the current and debris carried along by the current will make swimming or boating across very dangerous. In the case of substantial floods, small bridges might be washed out. Afterward, the flooded ground will be a muddy morass that, again, inhibits movement until it dries out.

Spray: This produces a thin stream of water that is enough to snuff out a campfire. Fire-loving beings suffer 1/2 x MKL of Energy damage! Multiple castings of the spell Accelerate may be necessary to bring the stream of water to an appropriate speed.

Water Bomb: This is a sphere of magically compressed water can be cast toward a targeted person or area. The Water Ball explodes with concussive force, causing 1 x MKL points of crushing damage to all victims within 10 + (2 x MKL) feet of the blast centre. Fire-loving beings suffer double the damage. It is possible to try to Dodge a Water Bomb but only if the target sees it being cast, a successful Dodge results in half damage. Dodging is ineffective in tight spaces. If used to extinguish fires, treat as a Water Blast rated at MKL 6 in open spaces and as MKL 10 in enclosed areas. If the Mage wishes to cast Steam Bomb, this involves creating a minimum of seven volumes of water, this must then be heated to 100° C, then vaporised into steam. Everyone in the blast area sustains steam damage but a successful Dodge puts one on the edge of the blast and results in half damage.

Water Ram: This creates a very dense cylinder of water that acts as a battering ram. The ram has a Bash Weight of 50 dr. x (Speed Level + Volume Level) x MKL, to maximum of 12,000 dr. A hit inflicts a Bash and 3 + MKL of crushing damage. An automatic Bash occurs on all targets weighing under 250 dr. x caster's MKL. A Bash results in the target being hurled and/or washed back 10 feet x MKL, knocked down and then stunned for 1 turn. A Dodge is impossible if less than 30 feet from the caster. All fire-loving creatures suffer double damage. If the Water Ram is directed against inanimate targets like doors, it has a 9% x MKL chance of blasting them off their hinges or shattering them entirely. Objects may be turned into missiles, producing effects like those of bashed victims flying into others.

ICE MISSILES

A Mage can create a variety of missiles of ice, which he can direct at a given target or area. Dodging avoids missiles of ice, provided a target is over 30 feet distant and sees a missile cast.

Arrows of Ice: This fires one arrow of ice per 3 MKL of the caster (rounded up). Arrows of Ice can be fired simultaneously at the same target or at different targets. Each arrow does 2 x MKL points of piercing damage. All fire-loving beings suffer double damage. If the target is wearing metal armour halve all damage.

Javelin of Ice: This hurls a "javelin" of ice. A Javelin of Ice inflicts 7 + (2 x MKL) of piercing damage. All fire-loving beings suffer double damage. If the target is wearing metal armour halve all damage.

Ice Storm: This creates a shower of large hailstones. An Ice Storm

inflicts 1 x MKL points of crushing damage on anyone in a targeted circle of 5 feet x MKL in diameter. All fire-loving beings suffer double damage. If the target is wearing metal armour halve all damage. If cast during a rainstorm range is increased to 100 feet x MKL, and the target zone is increased to 10 feet x MKL in diameter. If the rainfall is 1 inch per hour or greater, the crushing damage of 3 + 2 x MKL inflicted by giant hailstones.

Ice Bomb: This forms sphere of magically compressed ice that can be cast toward a targeted person or area. An Ice Bomb explodes with concussive force, sending razor-sharp shards of ice in all directions, causing 3 + MKL points of piercing damage to anyone within 10 + (2 x MKL) feet of the blast centre. All fire-loving beings suffer double damage. If anyone is wearing 3/4 metal armour halve all damage. A successful Dodge halves damage, but this is ineffective in tight spaces like rooms. When cast at a single target, the Ice Bomb does 7 + (2 x MKL) points of crushing damage with an automatic Bash : knockdown against targets under 5,000 dr. A single target attempting Dodge an Ice Bomb must see it cast.

Basic Magick: "Fire"

Fire and all variations on temperature and cold, light and darkness, are included under this group of Basic Magick spells.

Spell Type	Normal Fire		Heat/Cold		Smoke		Light/Dark		Flame		Magick Fire	
	Level	BMR	Level	BMR	Level	BMR	Level	BMR	Level	BMR	Level	BMR
Create	1	2	3	3	1	2	1	1	2	3	3	0
Detach	1	2	3	4	1	1	1	2	2	3	3	1
Affix	2	3	3	4	1	4	1	2	2	3	3	1
Amplify	4	4	4	4	2	3	3	3	3	3	4	2
Accelerate	4	4	5	5	3	3	4	4	4	4	4	3
Intensify	5	5	6	6	4	3	4	4	5	5	4	5
Remove	2	4	2	4	1	3	1	1	2	4	3	0

Standard Volumes

Normal Fire

- Sphere: 1' diameter
- Sheet: 2' x 2' x 3' (12 cubic feet)
- Spark: ignites kindling on touch

Heat or Cold

- Sphere: 1' diameter
- Sheet: 1' x 3' x 3' (9 cubic feet)

Smoke

- Sphere: 7' diameter
- Sheet: 5' x 5' x 5'

Light or Darkness

- Sphere: 10' diameter
- Sheet: 10' x 10' x 10'

Flame

- Beam: 1" x 1" x 1/2 range
- Sheet: 2' x 2' x 3'

Magick Fire

- Sphere: 1' diameter
 - Beam: 1" x 1" x 1/2 range
 - Sheet: 2' x 2' x 3'
6. FIRE: Fire will do 1-6 points of damage per volume of material used, with a 10% chance of ignition of flammable materials per volume. If a creature's hair, clothes, etc. are set on fire, it will immediately check morale -25% and at best attempt to smother the fire or put it out in some way or other. Normal fire will last only 1-2 turns unless given flammable materials to feed upon.
 7. MAGICK FIRE: Unlike ordinary flames, Magick Fire will last for the duration of the spell and does 11-20 points of damage per volume when cast as a fireball, and 6-10 points of damage in other forms. There is a 15% chance of ignition per volume used.
 8. FIRE BALLS: Upon striking a target, Fire Balls "explode" and fill a volume equal to a "Sheet" of Fire. Anyone caught in the explosion zone besides the targeted victim has a 35% chance of being burned (1/2 damage) and a 15% chance of catching fire.
 9. HEAT may be used to warm an area if used as a Sheet or to cook food, etc., if used as a Sphere. If 5 volumes are used as a Sphere, metals will be heated up to a point that they cannot be held, wood will ignite, etc. If 10 volumes are used in a sphere (which can be Concentrated to a 1' x 1' x 1' volume), Heat will cause metals to melt 1-25% each turn. It raises air temperatures by 20°F (10°C) per volume in Sheet Form.
 10. COLD: When used upon ordinary human beings, Cold has the effect of lowering the temperature of the immediate surroundings by 20°F (10°C) per volume in Sheet form. If employed in the form of a Sphere, it will freeze 200 Dr.

of material solid per volume used 1-25% of the time. Beings "quick-frozen" in this way will take 1 hour per 50 Dr. to thaw out, with a 1-50% chance of returning to life. Used against fiery creatures, a sphere of cold will do equivalent damage to Magick Fire. When used to freeze the body of a fallen comrade, a Cold Sphere retards decomposition by 1 full day.

11. SMOKE: If there is any fire available, it can be used to generate a Smokescreen that is twice as dense as an equal amount of Fog. There is also a 15% chance per turn that beings caught in the smoke will begin coughing and choking and will lose all fighting bonuses for the time they are in the smoke and for 1-2 turns after they emerge.
12. LIGHT: To provide illumination, a Magick User may create Light in Sphere or Sheet form. If a moving Sphere is used to enclose the Magick User and his friends in light of moderate intensity, the effect can be maintained beyond the spell duration by the expenditure of 1-2 fatigue points per hour. A Sheet of Light cannot be moved and will remain in position for the duration of the spell, with the intensity of noon-day sun. If an Amplify, Intensify, and Accelerate are used, the Wall of Light will become so bright that it is impossible to look at it without becoming blinded for 1-6 turns if the viewer is within the spell range of the caster from the Wall.
13. DARK: To extinguish light in an area, Darkness may be created. If Amplified, Intensified, and Accelerated, the Dark will become so intense that no one except the Magick User will be able to see beyond 10', even with Night Vision. Only Light will counter such a spell, and vice versa.
14. FLAME: Flame spells may be used to kindle large fires quickly casting a jet or Beam of fire from the fingertip, a sort of magical flame-thrower that may be directed against 1-6 targeted figures up to 1/2 the caster's range away. Damage is 1-6 points per volume used, with a 15% chance of ignition per volume.
15. FIRE ARROWS: This shapes one arrow of fire per 3 MKL of the caster (rounded up), which may be cast in the same turn or in successive turns. The nature and the level of fire can be up to the limits a Mage can create, and each arrow does 2-12 damage points.
16. Fire is a limited duration material unless fed by some flammable source and will go out without fuel.

Flame Wall: This spell shapes a swirling mass of fire into a "wall" of any shape and thickness so long as total volume equals the volume created or commanded. (It is assumed that the wall is at least a 10 feet high, with large volume fires this indicates that the flames are 20, 30, even 40 feet high!). A volume is assumed to be 1 foot thick with a coverage equal to the diameter of the fire squared. I.e. a fire with a diameter of 20 feet would have a coverage of 20 feet by 20 feet and be 1 foot thick. If it necessary to move the wall once it appears, use the spells Detach and Accelerate. A Flame Wall may also be blown along by the wind at 2/3 of wind speed but at no time can the Flame Wall exceed 50 mph. Other benefits obtained from the Flame Wall include:

- Missile Deflection: Attackers suffers a penalty of -10% to his fighting abilities per 5 feet thickness of the Flame Wall (due to flames' dazzling effect on the attacker's vision).
- Water Spells: A Flame Wall negates all water missiles, however a massive amount water can disrupt a Flame Wall, causing it to go out in 3D10 seconds!
- Movement hindrance: To pass through a Flame Wall requires a FER - 4 and this risks fire damage and ignition of flammable materials on one's person. Fire-loving creatures are unaffected.

Create Noxious Fumes: A Mage can create toxic smokes ranging from mildly to highly poisonous. Fire-loving creatures, Spirits, and Undead are immune to such fumes and suffer no ill effects when exposed to them. If used with the spells Detach and Accelerate, noxious fumes can be made to drift on a light breeze. Any breeze created cannot be over 10 mph or the gaseous cloud will begin to dissipate quicker. If between 10-15 mph, it dissipates within 30 seconds x MKL; if between 16-20 mph, it dissipates within 15 seconds x MKL and if over 20 mph, the cloud dissipate within 5 seconds x MKL. If the victims use some of protection against noxious fumes, such as several layers of wet th held over the mouth and nostrils, this reduces the penalties (except visual impairment) and damage to 1/2 normal values. However, such protection must be used before breathing in any fumes if it is to be effective. There are various types of noxious fumes that can be created:

- Acrid Smoke: The victim must make a CON CR - 5 as he is partly blinded by tears.
- Sulphurous Fumes: The victim must make a CON CR - 5. If failed he loses 1D10 Fatigue points.
- Deadly Vapours: The victim must make a CON CR - 7. If failed he loses -1D10 Fatigue points and 2 damage points directly to his Body.
- Sulphur & Brimstone: The reeking stench of sulphur and brimstone has always been associated with both magical fire and the Infernal Regions. A Mage's ability to create

an equivalent level of Magick Fire is an essential prerequisite to creating such vapours. The victim must make a CON CR - 7. If failed he loses -1D10 Fatigue points and 4 damage points directly to his Body. Holding one's breath fights off the effects of Sulphur & Brimstone. A CON CR is required to hold one's breath for 15 seconds if highly active (fighting or running); 3 seconds if moderately active (walking); or 60 seconds if motionless. Each additional 15 seconds requires a successful FER CR in order to make a further CON CR.

Once such fumes are breathed in, initial damage results and all fighting abilities are reduced from 20%. Once affected, a CON CR is required every turn the victim remains in the noxious smoke and failure results in the victim suffering the damage effects due to extended exposure. Prolonged exposure to any noxious gas is, after all, very hazardous to one's health, especially if it is Sulphur and Brimstone.

FIRE MISSILES

The following guidelines apply to casting fire missiles:

1. A Fire Mage can cast fiery missiles at a given target or area.
2. Fiery missile effects occur in a single Action Phase and cannot be extended.
3. Missiles can be of Natural, Magick, Salamander or Dragon Fire.
4. If Fire is readily available, create missiles by using the spell Detach to detach them from the source.
5. Armour is no protection against fire, but a shield may be if it covers one's body from the flame blast. Iron shields are the only ones that do not catch fire although they may get hot; all others types do suffer damage and must be discarded.
6. Double damage is done to water-loving beings.
7. Spirits and fire-loving beings are immune to Natural Fire but Magick Fire inflicts 1/4 damage, Salamander Fire inflicts 1/2 damage and Dragon Fire inflicts 3/4 damage.
8. Dodge can be used to avoid a Fire Missile if the target sees it cast and is standing more than 30 feet away. Fireballs have explosive qualities that render a Dodge partially or completely ineffective. A successful Dodge only halves FireBall damage and dodging a Fireball is ineffective in tight spaces where the blast effect cannot be avoided.

Basic Magick: "Air"

Air is a most useful commodity, for it not only can cause powerful drafts and windstorms, but also is necessary for breathing and is the medium by which various gases are transported. It can also be used to feed fires and so intensify them.

Spell Type	Normal Air		Poison Gas	
	Level	BMR	Level	BMR
Create	2	2	6	6
Detach	2	1	6	6
Affix	2	5	6	6
Accelerate	3	3	7	7
Concentrate	4	4	7	7
Remove	3	3	3	3

Air:

- "Sphere": 5' x 5' x 5'
- "Beam": 5' x 5' x 1/2 range

Poison Gas:

- "Sphere": 5' x 5' x 5'

1. In the form of a Sphere, Air can be used to provide breathable oxygen in a sealed space. It can also be used to Intensify a fire, with two volumes of air being equal to Intensification of 1 volume of fire. If a Magick User casts an Air Sphere greater in volume than Poison Gas, Smoke, Fog, etc., and Concentrates it, the Air will keep the other gas from entering the volume. (A volume of air will provide enough breathable gas to keep a man alive for an hour or more if quiet.)
2. A Sphere of Air of 10 volumes will generate a Wall of Air that swirls outward from the center of the Sphere, preventing the passage of creatures under 100 Dr., with 25 Dr. being added to that limit for each volume added above that. If a Concentrate Air is employed, these values are doubled.
3. A Remove Air spell will extinguish 1 volume of normal fire for every volumes of air removed. If Detach and Accelerate spells are also used, the spell will put out 1 volume of normal fire per volume of Air used. Also, two volumes of Detached and Accelerated Remove Air will extinguish 1 volume of Magick Fire.
4. A Beam of Air is nothing more than a wind blowing as if

from the tip of the Magick User's finger or wand. The Wind is at 10 mph per volume of Air used. If Amplified, the wind speed is doubled. 20 mph is enough to cause fine dust to form a thick cloud. 30 mph causes torches to gutter (increase chance of torch being put out by 25% per 10 mph over 30 mph), and fine sand is blown to form sandstorms. At 50 mph, there is a 15% chance of stumbling -10% per 100 Dr. of weight, with a +15% additional chance for each 10 mph above 50 mph. If a character or figure stumbles, there is an equal chance that he will be blown backward for 5-30 feet, with the possibility of being stunned if he bumps against a solid obstacle.

5. At MKL 12+, a Magick User will be able to create a Tornado with an Amplified, Concentrated, and Detached Remove Air spell, which lasts the duration of the spell. (See "Weather Control" in Ancient Lore, below.)
6. Poison Gas (Chlorine) may be generated in the form of a Sphere which will be wafted away from the Magick user at a speed of 10-60 feet per turn. Any living creature caught in the sphere of poison gas has a 1-10% chance of killing outright, an 11-20% chance of causing unconsciousness for 1-6 turns, a 21-50% chance of causing severe watering of the eyes, choking, and coughing that eliminates all combat bonuses, and a 51-70% chance that the victim checks morale as if he has suffered 50% damage to the body. Dragons, Trolls, characters with constitutions of 19 or 20, and the like will add 1-20% to their die roll because of toughness. A breeze or Wind over 20 mph will dissipate the cloud of poison gas in 1-3 turns. Each turn an affected creature remains in the gas brings 1-10 points of damage and another dice roll is made to find out whether any of the above effects have occurred.

Puff: This produces a thin stream of air, a silent draught which can snuff a candle, torch, or unshielded lamp or lantern, blow over light objects, flip book pages, blow a parchment where one wants, etc.

Airwall: This shapes a swirling mass of dense air into a "wall" that impedes movement and deflects missiles. It can be of any dimensions within Caster's volume limits. Other effects available include:

- **Moving Wall:** If used with the Basic Magick - Air spells Detach and Accelerate it produces a wall that moves at 1 mph x MKL up to maximum of 5 mph.
- **Missile Deflection:** If attacker suffers a penalty of -5% to his fighting abilities for every 5 feet that the Airwall penetrates.
- **Flame Deflection:** A flame is blown away -5 feet every 15 seconds to a maximum distance of 10 feet x MKL.
- **Fire Spells Deflection:** The Airwall will deflect any Basic Magick - Fire spells, resulting in the opposing Magick User suffering a penalty of -5% from his targeting per 5 feet of Airwall penetrated.
- **Movement Hindrance:** Any one entering the Airwall will need to make a STR CR. Whilst inside the Airwall they will move at 1/2 movement rate. Any Dodge rolls whilst within an Airwall suffering a penalty of -10%.

Airbolt: Airbolt is noisy with a sound like a rifle crack that may startle people. It is a sharp, focused blast of air with enough force to push a target back and deliver a Bash. The Bash Weight of the spell is equal to the Caster's Weight + (50 dr. x MKL). Depending upon the Target's weight various results can occur and if the Target is pushed back into a solid object damage can occur.

1. Any Targets who are below Bash Weight are bashed to the ground.
2. Any Targets who are up to twice the Bash Weight are pushed back 10 feet.
3. Any Targets who are up to three times the Bash Weight are shoved back 10 feet.
4. Any Targets who are up to four times the Bash Weight are stopped dead in their tracks.

Air Beam: This spell produces a stream of high-pressure air, which can be played onto one target per 2 MKL. In all other effects the spell is similar to the Basic Magick - Air spell Airbolt. It is based on the spell combination of Concentrate + Detach + Accelerate.

Air Ram : This produces a dense cylinder of air that acts as a battering ram and results in an automatic Bash on targets under 50 dr. x Caster's MKL in weight. The Bash Weight amounts to the caster's (MKL x 500 dr.) + 50 dr. per speed level gained from the Accelerate spell. A hit inflicts (3 points x MKL) of crushing damage. Bash victims are hurled a distance of 10 feet x MKL and are stunned for 1 x MKL turns. No one can see an Air Ram coming in order to Dodge, but those who are behind a bashed victim can Dodge so that his hurtling body scores a grazing strike (which results in no Bash effect and only 1/2 damage). Air Ram can blast doors from their hinges or shatter them entirely and inanimate objects can be turned into dangerous missiles. It is based on the spell combination of Create (3 volumes) + Concentrate + Detach + Accelerate.

Mist & Fog: This spell causes the ambient air temperature to drop below dew point and so create mist and fog. It is assumed there is

enough humidity to form mist. If the humidity level is inadequate, triple the Fatigue cost of the spell. As with any misty or foggy conditions, the visibility will be reduced. It is also possible to make the mist or fog drift as if in a light breeze. Any breeze created cannot be over 5 mph or the mist and fog will begin to dissipate quicker. If between 5-10 mph mist dissipates within 5 minutes x MKL; if between 11-15 mph, mist dissipates within 3 minutes x MKL; if over 15 mph, it dissipates within 1 minute x MKL. To cause the breeze to blow above 5 mph costs an additional fatigue cost. regardless of any breeze, he may cast Affix as part of the spell combination.

Clouds & Rain: This spell drops the upper altitude air temperature below dew point to cause condensation of water vapour. It is assumed that there is enough humidity to form clouds. If insufficient humidity, triple the Fatigue cost. Clouds drift on prevailing winds, but the spells Detach - Accelerate enable a Magick User to direct their movement anywhere within his line of sight. The spell Affix keeps clouds overhead even in stiff winds.

Dust Devils: A Dust Devil kicks up dust and sand in a compact, whirling cloud 20 feet in diameter. A Magick User can create one Dust Devil plus one additional Dust Devil per 2 MKL. The wind speed must be at least 50 mph. He can also direct it to move wherever he wants anywhere within range. Anyone caught in a Dust Devil is unable see beyond a few feet. Animals may become panicked and unmanageable. Light objects may be picked up and carried along a few dozen feet or thrown this way and that.

Tornado: Tornadoes are great funnel clouds that do unspeakable devastation wherever they touch down. The preparation required to create a Tornado is extensive. First of all, a downpour must be created with rainfall of at least 1 inch per hour and storm winds upward of 50 mph. This is based on a spell combination of Clouds & Rain (Downpour) + Detach + Accelerate. The funnel touches down at the targeted area, affecting a radius of 100 feet around its centre and moves randomly at 10 mph + 1D10 mph (about 200 feet every 15 seconds). Tornadoes generate winds of over 300 mph that tear most structures apart. Even substantial stone buildings and fortifications suffer damage. At sea, a waterspout can smash a ship to splinters and sink it immediately. "Dodging" a Tornado is impossible. Any creature caught in one has a 20% chance of surviving. Survivors invariably are battered within an inch of their lives and it likely they will be terrified whenever a tornado appears or there is an extremely severe storm.

LIGHTNING EFFECTS

Among the most powerful magical armaments available are the electrical discharges. Lightning is the "weapons of the gods", armour is of little use against such powerful forces. Even the most powerful supernatural beings are vulnerable to them. To utilise the ambient electricity in the air requires double the normal cost of fatigue.

1. Lightning does double damage in wet conditions that readily conduct electricity and grounds the victim.
2. Any metal armour that conducts electricity provides no energy protection versus Lightning.
3. Spirits, Undead and the like all suffer an additional 2 x MKL energy damage!
4. Dodging is possible if the victim sees the spell cast and is over 30 feet away. Otherwise only a Ward spell can turn the strike.
5. A successful Dodge causes Lightning Darts to miss. A Lightning Bolt merely has its effects halved because the target zone is too large to escape entirely unscathed.

Lightning Darts: Flashes of lightning spring from the Caster's fingertips. The Magick User can create one dart per 2 MKL. Each dart is cast simultaneously but each is aimed separately at the same target or at different targets. Each dart causes 6 + 1D10 points of Energy damage. The victim is also stunned for 1D10 turns if he fails his CON CR. Magical lightning does not move as quickly as natural lightning and must be augmented by multiple Accelerate spells to reduce a target's ability to Dodge.

Lightning Bolt: A Lightning Bolt targets an area 20 feet in diameter and anyone in the strike zone suffers 2-12 points of Energy damage and is also stunned for 1 turn if he fails his CON CR. Wooden objects (trees, sheds, houses etc.) will be seriously damaged and inflammable material will catch fire.

Thunderbolt: Thunderbolts occur only during a heavy rain or downpour. A Magick User can, during storms, direct one thunderbolt at a time so long as the target area is in range and line of sight. Instead of issuing from the Magick User's fingertips or his staff, a Thunderbolt comes suddenly from above, targeting an area 50 feet in diameter and it cannot be dodged. Anyone caught in the strike zone suffers 21-40 damage points.

Combination Basic Magick Spells

Dnce a Magick User has mastered all of the spells for a particular type of matter--for instance, all of the spells for Magick Fire, he may cast up to 3 spells at the same time without expending more than 5% fatigue for each additional spell.

Spells of Necromancy



Necromantic Spells are normally restricted to Necromancers but they can be learned by Enchanters, Mystics (Power Word, Cabbalist, Magick Square) and, of course, evil priests.

Level 1 Necromancy

All spells in this section are at casting level 1 and BMR 1.

Command Undead: A very powerful spell which increases in effect as the Necromancer rises in knowledge and ability. The spell gives him the power to exert influence over Undead beings and also Illusory figures like Shadows, Phantoms, and Specters. The following table gives the degree of influence available to a Necromancer at any given Magick Level. "T" means the power to turn away the figure named and keep him at a safe distance. "D" means the power to dismiss the figure from the Necromancer's presence. "C" means the power to command obedience or to dispel the figure if it is enchanted (Skeleton, Zombie, Shadow, Phantom, Specter). "-/" means no effect. The number printed after any letter indicates the number of such figures that the Necromancer may have under his own command as servants of his will at any one time; e.g.: T/10 means that he can turn away such figures and also have up to 10 under his own control.

Type of Undead	Magick level of the Necromancer Commanding Undead										
	1-2	3-4	5-6	7-8	9-10	11-12	13-15	16-18	19-20	21	22
Skeleton I	T/1	T/5	T/10	T/15	D/20	D/25	D/30	D/40	D/45	D/50	C/50
Skeleton II	-/1	T/1	T/5	T/10	T/15	T/20	D/25	D/30	D/35	D/40	C/50
Average Zombie	-/1	T/3	T/5	T/7	T/10	T/15	T/20	D/30	D/40	C/50	C/50
Strong Zombie	-/1	-/1	T/3	T/5	T/7	T/10	T/12	T/15	T/15	D/20	C/25
Ghoul	T/1	T/2	T/3	T/4	T/5	T/6	T/7	T/8	1/9	D/10	C/13
Great Monster	-/0	-/0	-/1	-/1	-/1	-/1	-/1	-/2	-/3	-/4	-/5
Mummy	-/0	-/0	-/0	T/0	T/0	T/0	T/0	D/0	D/0	C/1	C/3
Vampire	-/0	-/0	-/0	T/0	T/0	T/0	T/0	D/0	D/0	C/1	C/3
Wraith	-/0	-/0	-/0	-/0	T/0	T/0	T/0	D/0	D/0	D/0	C/20
Death	-/	-/	-/	-/0	-/0	T/0	T/0	T/0	T/0	D/0	D/0
Shadow	-/0	-/0	T/0	T/0	T/0	T/0	D/0	D/0	D/0	D/0	C/1
Phantom	-/0	-/0	-/0	T/0	T/0	T/0	T/0	D/0	D/0	D/0	C/1
Specter	-/0	-/0	-/0	-/0	T/0	T/0	T/0	T/0	D/0	D/0	C/1
Ghost	-/0	-/0	-/0	-/0	T/0	T/0	T/0	D/0	D/0	D/0	C/1

The chance of turning away or dismissing an Undead is 25% + 5% per 2 MKL or part thereof possessed by the Necromancer. A Command or Dispel is successful 90% of the time. The Necromancer can turn away or dismiss a number of Undead equal to his MKL in one turn at a range of 50 feet or less. Great Undead can only be affected at a rate of 1 per 3 MKL or part thereof in one turn. Each figure to be affected must be successfully "targeted" on the Magick Conflict Table. Duration: Time Factor of Necromancer.

Create Skeleton: A spell which permits a Necromancer to animate a skeleton and make it an extension of his will. The skeleton must be intact. An animated skeleton will be capable of self-directed behavior, subject to the orders given it by the Necromancer, who has complete control and may direct it by Telepathic Command from a considerable distance. Only a MKL 22 Necromancer may take over control of such a figure from the creator. Also, if the creator is a Superior Magick User to the Necromancer attempting to dismiss a skeleton, all that can be done is turn away the figure. The spell endures until dispelled by Necromantic Magick.

Create Zombie: A spell which permits a Necromancer to animate a corpse and make it an extension of his will. Otherwise, like Create Skeleton, above.

Ghoul Control: A spell which enables a Necromancer to gain control over a ghoul who has no Necromancer for a Master. Once the Ghoul is placed under the Necromancer's influence, he will serve his Master loyally. Range: 50 feet; Duration: 1 turn. The spell will affect only 1 Ghoul at a time. Once control is obtained, only a MKL 21 or 22 Necromancer may break the spell.

Level 2 Necromancy

All spells in this section are at casting level 2 and BMR 2.

Fear: A spell which causes all living beings approaching within 20 feet of the Necromancer to check morale as if excessive casualties had been suffered. Figures over experience level 4, intelligent Monsters with more than 50 hit points, or unintelligent Monsters with more than 70 hit points are unaffected. Range: 30 feet around Necromancer, with a duration of 1-6 turns. Undead are unaffected, as are Necromancers.

Speak With Dead: A spell which permits the Necromancer to speak with the dead. There is a 100% chance of success with a body dead from 1 to 7 days; a 50% chance + 5% per 2 MKL with a body dead 8 to 30 days; a 25% chance + 5% per 2 MKL for a body dead 1 to 6 months; and a 5% chance per 2 MKL for a body dead more than 6 months. Even if the spell is fully successful, there is a 10% chance + 5% per 2 MKL of the Necromancer that the Dead will make reply to each of 3 questions. The Dead will not lie, but they will withhold any part of the truth not clearly and specifically included in the question, which cannot be more than 25 words in length. In short, the Dead resist speaking of what they know, and questions must be carefully phrased. Personal enemies of the Necromancer or of any person for whom he is asking the question will lie outright 1-25% of the time: the Dead also bear grudges. Duration: 3 questions of 25 words each, with a 5 minute limit, real time, on the whole operation. Answers should be given promptly, with a minimal waste of valuable time. Game duration: 1 turn. This spell is needed to speak with the

"Spook."

Darkness: This creates a zone of natural darkness of radius 10 feet x MKL in daylight and radius 20 feet MKL in moonlight. All light from torches, lamps, etc. is unaffected. In the absence of illumination, light-loving creatures perform vision-dependent skills at 50%.

Level 3 Necromancy

All spells in this section are at casting level 3 and BMR 3.

Panic: A spell which causes all living beings approaching within 50 feet of the Necromancer to check morale as if excessive casualties have been suffered. Figures over experience level 8 or intelligent Monsters with more than 75 hit points are unaffected. Duration: Time Factor of Necromancer, with 1-turn extensions at a cost of 1-3 fatigue points per turn. Check morale -10% for each turn that affected figures are in range (50 feet) of the Necromancer.

The Secret of Life and Death: At the moment a Necromancer is able to cast level 3 spells, he will begin his first great project, the inquiry into the Secret of Life and Death. His ambition is to develop a Monster of great power, a super-Zombie with the fighting ability of a Mighty Knight of experience level 24. The Necromancer will go to any lengths in order to acquire the "components" needed to fashion the body of the Great Monster. Because the specifications for any part of the creature are very demanding, there is only a 1-5% chance per hand, arm, leg, foot, etc., that the part is acceptable. If any part is unacceptable, the remainder of the body being examined is considered worthless, and parts must be found from another body. Components taken from corpses very recently dead and undiseased are utterly essential.

When completed, the body of the Great Monster will absorb 100 + 1-100 hit points, like a Zombie. It will be unaffected by spells of Command or Illusions, and it will obey its creator without questions 1-95% of the time (the other 5% it runs "amok"). The problem is to animate the Monster. There is a 5% chance + 1% per MKL of the Necromancer that he will successfully bring the creature to life. An attempt may be made only 3 times per year, during a severe thunderstorm. Each time a Necromancer reaches a new spell casting level, he researches the Secret of Life and Death at the next BMR (e.g.: level 4 spell at BMR 4). With each installment of the spell learned at a new casting level, +5% is added to the chance of animating the creation. Only one such creature should be animated at any one time, for if it ever meets with another it runs "amok" and they will fight to the death.

Mantle of Darkness: This conceals recipient in dark, impenetrable shadow that he appears to wear like a cloak. He cannot be seen by normal means when standing in dark places.

Level 4 Necromancy

All spells in this section are at casting level 4 and BMR 4.

Paralysis: A spell which causes one of two effects; a beam of darkness springing from the pointed finger or wand of the Necromancer up to 1/2 range or paralysis on touch. A beam of paralyzing darkness must be "targeted" and, 1-20% of the time, causes living beings to be totally paralyzed for 1-6 turns. 21-100% = partial paralysis, with loss of all hit, parry, and dodge bonuses. Touch is determined by using the Combat Tables. Any creature fully paralyzed is unable to move any part of the body.

Darkness of the Pit: This reduces the illumination radius from torches, lamps, etc. to 5 feet, or if Magical light or fire illumination it is reduced to 1/4 radius. Light-loving creatures perform vision-dependent skills at 50% and suffer a penalty of -3 when resisting fear.

Level 5 Necromancy

All spells in this section are at casting level 5 and BMR 5.

Invisibility: This enables passage between this plane of existence and the borderline of the Shadow World. The Necromancer is literally invisible to anyone in the normal world and may be detected only through magicks that detect invisible beings. He is fully visible to any being in the Shadow World and is able to see the beings who reside there. Also, as he is standing between the normal and Shadow World, he may be affected by any weapon or magick employed from either world. He may cast offensive magick into the normal world, but in doing so he becomes visible for the time required to cast the spell. The Magick User can remain invisible for as long as he wants, but after his Time Factor is exceeded, he runs a risk of being drawn completely into the Shadow World. There is a 15% + 5% per minute over the Time Factor chance of this occurring. If that happens, the cost of returning to the normal world is 2-20 FP, and this can only be drawn from his Fatigue levels. If he has insufficient FP, he cannot return. He may also incur physical damage the longer he remains in the Shadow World and there is a 5% per minute over the Time Factor chance of this. If the character's negative Body level is exceeded, he becomes a Wraith!

Level 6 Necromancy

All spells in this section are at casting level 6 and BMR 6.

Land of Darkness: This creates a region of intense darkness of radius 30 feet x MKL (or 90 feet x MKL if already dark). Light from ordinary torches, lamps, and flames is completely absorbed. Magical light and fire pales to the intensity of dim moonlight and their illumination radius is reduced to 1/4. If they enjoy dim illumination, light-loving creatures have 50% in vision-dependent skills. In complete darkness, they suffer all the penalties described for Darkness of the Pit.

Level 7 Necromancy

All spells in this section are at Casting level 7 and BMR 7.

Summon Demonic Warriors: A spell which enables the Necromancer to summon Demonic Fighting Men to his assistance for 1 turn per MKL he possesses. He must stand within a protective circle as he is not asking permission of the Lords of Hell for such aid but is rather Commanding the Dead to serve him. The number of Demonic troops he may summon is equal to the number of troops that can be hired (see Demonology). Cost; 50% fatigue.

Terror: A spell which causes any living being approaching within 100 feet of the Necromancer to instantly flee in complete terror if below experience level 8. All others check morale as if excessive casualties had been sustained. A morale check is made thereafter so long as the Necromancer is within his range of the affected beings. Victims check morale each turn they are in the Fear zone. Such fear is no illusion, and Command spells do not account for it, either. That fear is straight from the grave - the literal fear of death itself.

Level 11 Necromancy

All spells in this section are at casting level 11 and BMR 10.

Command the Great Undead: A spell which enables the Necromancer to exert command over the high ranking Undead: Mummies, and Vampires. The numbers of each type that can be controlled are given in the Command Undead Table (see level 1 spells, above). Only a Necromancer with a higher experience factor can break such control (25% chance). Range, 1/6 normal range. Duration; until spell is broken.

Command Shadows, Phantoms, and Spectres: Not only is the Necromancer immune to the effects of Illusions but he is also able to assume control of them when he has learned this spell. From 1-75% of the time the Necromancer will merely be able to dispel the Illusion, but 76-100% of the time he will be able to assume full control of the Shadow, Phantom, or Spectral Monster and turn it on the sender.

Command Spirits (Ghosts): A spell which enables a Necromancer to command a Spirit to give truthful answers to 3 questions. Range: 20 feet. The questions must be given and answered within 5 minutes, real time.

The Ring of Great Command: A spell which the Necromancer places in an enchanted Ring of Power. The Ring binds the possessors of Lesser Rings also fashioned by the Necromancer: 9 for mortal men; 7 for Dwarf Lords; and 3 for the Elven Kings. Upon completion of the Ring, which takes 1 year to fashion, the Necromancer places much of his Power in it. The Ring gives him the power to assume the form of a Nazgul for a period up to his Time Factor once per day. It also enables him to control any Wraith he meets.

The remaining 19 Rings are all Rings of Power, too, containing spells appropriate to the races for which they are intended. However, each of the Rings for mortal men is, like the Great Ring, capable of turning the possessor into a Wraith under the command of the Master. Persons placing a Wraith Ring on their fingers are loath to part with them, with only a 3% chance per week of doing so. The Wraith Ring will reduce the victim's constitution by 1 point per week until 0 is reached, whereupon the victim becomes a Wraith and seeks out his Master. Only Hobbits are resistant to these effects, with a 7% chance of discarding it and a loss of 1 constitution point per month so long as they remain in possession of it. All those with an Alignment of 1 will be immune to the effect, however; and High Elves of MKL 13+ will recognize the nature of the Wraith Ring instantly. The Rings for the Dwarves and Elves are not so hellish, but all that their possessors do is known to the Master, so long as he possesses his Great Ring.

If the Necromancer should lose his Great Ring, he cannot fashion another. He must seek out his lost Ring. However, his Wraiths will remain loyal and obedient to him. His powers are greatly reduced as well, for 1/3 of all the spells he learned must be placed in the Ring. Note: only a Magick User of MKL 18 or higher will be able in use the lost Ring of Great Command; all others will merely run the risk of being turned into a Wraith.

Spells of Command



The casting of spells of Command is most typical of Power Word Magicians, Enchanters, and Shaman. Thaumaturgists, Hex Masters, Dance/Chant Magicians and Elves also reach high levels of proficiency. All other Magick Users may learn such spells, but they will not be able to advance as far. Command affects the non-rational side of the victim's nature and interferes with his ability to control his own thoughts, emotions, and behavior. Wise victims will be more resistant to spells of Command than unwise ones.

When a character "saves" from a spell of Illusion or Command, he is NOT safe afterward. Spells of Illusion and Command are continuous in nature and operate for the duration of the spell. If targeting was initially successful, the victim must save each turn the spell remains in effect until he either leaves the area (area effect) or withdraws out of the range of the caster (victim targeted). Only the original D6 fatigue points lost to make the initial save will be deducted from a saving character's fatigue levels, and no further fatigue points are lost in subsequent turns of resistance. But he must continue to save each turn that the spell is working against him. True Sight eliminates the need to save from Illusions of a Magick User of a lower grade.

%Die Saves	Proficiency Grade of the Magus casting a Spell of Command										
	I	II	III	IV	V	VI	VII	VIII	IX	X	XI
0-95% W.20	W.21+										
0-90% W.19	W.20	W.21+									
0-85% W.18	W.19	W.20	W.21+								
0-80% W.17	W.18	W.19	W.20	W.21+							
0-75% W.16	W.17	W.18	W.19	W.20	W.21+						
0-70% W.15	W.16	W.17	W.18	W.19	W.20	W.21+					
0-65% W.14	W.15	W.16	W.17	W.18	W.19	W.20	W.21+				
0-60% W.13	W.14	W.15	W.16	W.17	W.18	W.19	W.20	W.21+			
0-55% W.12	W.13	W.14	W.15	W.16	W.17	W.18	W.19	W.20	W.21+		
0-50% W.11	W.12	W.13	W.14	W.15	W.16	W.17	W.18	W.19	W.20	W.21+	
0-45% W.10	W.11	W.12	W.13	W.14	W.15	W.16	W.17	W.18	W.19	W.20	W.21+
0-40% W.9	W.10	W.11	W.12	W.13	W.14	W.15	W.16	W.17	W.18	W.19	W.20
0-35% W.8	W.9	W.10	W.11	W.12	W.13	W.14	W.15	W.16	W.17	W.18	W.19
0-30% W.7	W.8	W.9	W.10	W.11	W.12	W.13	W.14	W.15	W.16	W.17	W.18
0-25% W.6	W.7	W.8	W.9	W.10	W.11	W.12	W.13	W.14	W.15	W.16	W.17
0-20% W.5	W.6	W.7	W.8	W.9	W.10	W.11	W.12	W.13	W.14	W.15	W.16
0-15% W.4	W.5	W.6	W.7	W.8	W.9	W.10	W.11	W.12	W.13	W.14	W.15
0-10% W.3	W.4	W.5	W.6	W.7	W.8	W.9	W.10	W.11	W.12	W.13	W.14
0-5% W.2	W.3	W.4	W.5	W.6	W.7	W.8	W.9	W.10	W.11	W.12	W.13
0% W.1	W.2	W.3	W.4	W.5	W.6	W.7	W.8	W.9	W.10	W.11	W.12

A percentage dice result within the indicated "save" limits means that the character or Monster is unaffected by the Command. Resistance to Command causes a loss of fatigue because energy has to be expended to fight the effects of the spell (1-6 points lost).

The Wisdom of a target determines his resistance level to Commands, as signified by the "W" values in the save table. Unintelligent beasts and Monsters have an instinctive Wisdom of 1-10. Fairly intelligent Monsters have a wisdom of 1-10. Highly intelligent Monsters, Enchanted Monsters, and Great Horses have a Wisdom of 1-20. Dragons have a Wisdom of 1-20 when Young or Mature, 11-20 when Old, and 20 when Ancient. Demons have a Wisdom equal to their level + 1-10 points, while the Demon King always has a Wisdom of 20 + 1-20% on the Save Table. Unicorns and Plants are highly resistant to control of any kind and save at Wisdom 20 + 1-20% on the Save Table. If a Magick User is the target and has learned the spell being used on him, he may substitute his Charisma or Bardic Voice score + 1-20% when attempting a save.

There are eleven grades of proficiency in casting Spells of Command, and they correspond to the grades in spell levels of Command. The proficiency level that can be attained varies according to the type of Magick User or Monster casting the spells. As soon as a Magick User reaches a new spell casting level, all spells of Command he has learned are raised to the new probabilities given in the Save Table. While a Magick User can learn spells beyond his maximum attainable proficiency grade, the percentages for a target's "save" will remain at his maximum grade. For example, Primitive Talent could learn a level XI spell, but his percentages would remain at level III.

The proficiency grades that a Magick User can attain are:

- XI. The Innermost Circle: Power Word
- X. The Tenth Circle: Enchanters, High Elves
- IX. The Ninth Circle: Shaman, Evil Priests, Necromancers
- VIII. The Eighth Circle: Thaumaturgists, Dance/Chant
- VII. The Seventh Circle: Conjurors, Cabbalists
- VI. The Sixth Circle: Magick Square, Drug Trance
- V. The Fifth Circle: Hex Masters, Mediums
- IV. The Fourth Circle: Elves
- III. The Third Circle: Primitive Talents
- II. The Second Circle: -
- I. The Outermost Circle: Any Man, Elf, Dwarf, or Hobbit with Charisma or Voice over 18, and who is not a magic user.

Enhancement of Commands

Spells of Command may be enhanced in several ways:

1. If the caster has a Second Requisite that is Charisma or Bardic Voice, reduce save percentages by -5% for each 2 points over 14; e.g.: Charisma 17 = 10%.
2. If the caster has learned a Mantra gesture (time to learn the spell is increased by 25%), saves are reduced by -5%.
3. Meditation reduces saves from Command by -1% per day

spent meditating on the spell to a maximum of -25%. Note: This form of enhancement is a "one-shot" technique and the spell so enhanced can be cast only once with such an advantage.

Casting Spells of Command

Spells of Command must be "targeted" if they are going to be fully effective (see Magick Conflict Table). In such instances, only one figure will be affected. If Commands are targeted into an area up to 50 feet by 50 feet, all figures in that area may be affected. However, the save percentages are dropped to the next proficiency grade (e.g.: VI to V), and the percentages are increased by a +1-20% for each figure. When attempting to Command a large number of figures, a Magick User may be able to influence up to 22 targets.

Protection from Spells of Command

Increased percentages may be obtained on saves from spells of Command through the use of several magical counter-spells.

1. *Circles of Protection*: A charmed Circle of Protection will reduce a Command by one level of proficiency for each 3 MKL possessed by the caster of the circle. The spell must first succeed against the circle before it can penetrate to affect those inside at the normal level of proficiency. Thus, if a Magick User of grade IX casts a spell of Command at a circle drawn by a Magick User of MKL 9, the spell would drop to grade VI percentages for purposes of penetrating the circle.
2. *Amulets of Protection* may be enchanted by Magick Users who have learned spells of a certain grade of proficiency. Such amulets add +15% to saves against spells of a lower or equal grade, and +5% to saves against spells of a higher grade.
3. *Words of Guard*: Power Word Magicians, Enchanters, Shamen, Dance/Chant, Hex Masters, Evil Priests, lawful Clerics, Necromancers, and Elves may devise rhyming chants or other Words of Guard to defend against Commands as for Amulets. However, such forms of protection require an expenditure of 1-6 fatigue points. Such words may be applied to protect from 1-6 people (1 person per fatigue point expended).
4. *Prayer*: Any character may employ Prayer to his particular deity to defend against a Command. Prayer used in this manner increases chances of a save by +5%, at a cost of 1 fatigue point.

Commands of the Outermost Circle

All spells in this section are at casting level 1 at BMR 1.

Awaken: A spell which causes sleeping figures to awaken. It affects a number of figures equal to the level of the caster in a 20' x 20' area. To be able to select the subjects to be awakened, 1 fatigue point must be expended per person in the area. Awaken cancels the effects of Morpheus spells and most drugs, but not an Enchanted Sleep. The spell may be placed in a potion to be administered to a sleeping figure.

Charm Person: A spell which has a 5% chance per MKL of the caster of converting the target that the caster is a friend, to a maximum of 50% chance of success. A person so affected will not act with hostility toward the caster and will actively support the caster in most arguments or fights. Duration: as long as the victim cannot free himself from the Charm. Check each week: There is a 5% chance of freeing from the spell per 2 IQ points possessed by the victim. Persons of equal or higher Charisma or Wisdom than the caster will not be affected. Note: Anyone with a Charisma or Bardic Voice above 18 automatically knows this spell without learning it, and even non-Magick Users may cast it 1 time per day at 1-20% chance of success. Number affected: 1 person per spell.

A CHARM PERSON spell works on two levels. EITHER a person of high Charisma or Bardic Voice uses the natural charm of his personality to win over his intended victim (1-20% chance) or a Mage casts a spell (targeted), with a 5%/MKL chance of charming a targeted victim. If the Mage happens to have a high Charisma as well, add +1-20% to his chances of success. If the CHARM is successful, the victim "saves" according to his Wisdom. In other words: 100 Basic Charm from Charisma or Bardic Voice = 1-20% chance of working, then a save attempt by the intended victim if the Charm succeeds.

Magical Charm = targeting, then success determination, then save attempt.

It should be pointed out that a CHARM PERSON is not particularly effective when it is employed solely through force of personality (as such things are very hit and miss, after all). Magical CHARMS may also appear to have minimal chances of success, and indeed do when the intended victim is at a higher experience grade (low targeting percentage), when the Mage is lacking in experience (expressed as MKL), and/or when the victim's Wisdom is high. But a Mage with high Charisma or Bardic Voice, good MKL, and higher experience grade will have a proverbial sitting duck -- particularly if the Mage is also proficient in one of the higher circles of proficiency. Darn it, if a character is going to be under emotional constraint and subject to the influence of another, the person seeking that influence should have a realistic difficulty in achieving his goals. Brainwashing is not a 10-second affair. Thus the CHARM is a gamble that may pay off, not a sure-fire method of easily getting what one wants.

Morpheus' Blanket: A spell which will put living beings to sleep. The area affected may be up to 20' x 20'. The number of figures affected is $S / N \times H$, where $S = 200 \times \text{MKL of the caster}$, $N = \text{number of figures to be put to sleep}$, and $H = \text{total hit points possessed by the targets}$. The result indicates the number of figures that can be put to sleep for 1 turn. The time can be increased by decreasing the number of targets. For example, a MLK 10 Magick User casts a Sleep spell into a room containing 4 figures with a total of 130 hit points. In the formula we substitute: $200 \times 10 / 4 \times 130 = 3.8$ turns asleep. Figures with less than 25 hit points are automatically put to sleep without a save if the spell is targeted on the area they are in. Killing sleeping victims is considered "unheroic" and brings 10% of the normal experience bonus.

Commands of the Second Circle

All spells in this section are at casting level 2 at BMR 2.

Entrance Small Animals: A spell which charms small animals at 5% chance per MKL of the caster to a maximum of 75% chance of success. Animals so affected will become affectionate and will defend the caster against attack. There is a basic 10% chance per week that the entrance will wear off and the animal will leave. It will otherwise accompany the caster, but will resent other animals and will attack natural enemies. Animals affected: up to caster's MKL.

Induce Clumsiness: A spell causing a living creature to have difficulty in coordinating his body movements, so that an attacker has +20% probability of hitting him. Duration: Time Factor of the caster. One creature will be affected for 1-6 melee turns.

Restrain Small Animals: A spell which causes small animals to halt in their tracks, preventing further approach to the caster. If he approaches, they will fall back an equal distance 1-50% of the time and will flee 51-100% of the time. Duration: Time Factor. From 1-10 small animals will be affected + 1 animal per MKL of the Magick User.

Muscle Spasm: A spell used to disrupt the aim of a single fighting opponent by lowering his hit probability by -10% + -1% per MKL of the caster. Duration: 1 melee turn.

Commands of the Third Circle

All spells in this section are at casting level 3 at BMR 2.

Command Small Animals: A spell which acts like a Entrance Small Animals, except that the caster now gains full control over his victims. They understand his commands and obey his orders with steadfast loyalty. Only a Magick User of higher level who knows the Command spell may dispel the caster's influence on his small animal friends.

Restrain Large Animals: A spell which causes large animals to halt in their tracks, preventing further approach to the caster. If he approaches, they will fall back an equal distance 1-25% of the time, flee 26-75% of the time, and charge 76-100% of the time. Duration is 1/2 Time Factor. Animals affected: up to 1/2 caster's MKL. Trained warhorses carrying an experienced rider will be unaffected 90% of the time.

Commands of the Fourth Circle

All spells in this section are at casting level 4 at BMR 4.

Command Large Animals: A spell which permits the caster to gain control over one large animal. The animal understands his orders and obeys loyally. Only a Magick User who knows the Command spell may dispel the caster's influence. Duration: until the large animal frees itself from the spell, with one check at 25% probability per week.

Restrain Person: A spell which prevents the approach of any sentient, living being of a manlike race. If the caster advances, the held person will retreat an equal distance. Duration: 1/2 Time Factor. Persons affected: up to 1/2 caster's MKL. Magick Users who know this Command spell save each turn to see if they can break the enchantment.

Summon Animals: A spell which calls a particular species of animal to the caster. There is a 90% chance that any animal visible will respond and a 65% chance that an animal not present will come in 1-100 turns. (Mounted animals are immune to the spell unless the animal belongs to the Magick User or another member of the party.) The summoner will have an advantage in charming or commanding the animal when it arrives: reduce animal's save by -10%. From 1-6 small animals or 1 large animal may be summoned.

Words of Power: "Deafen": Only Power Word Magicians and Enchanters may learn this spell. It completely deafens the victim so that he is unable to hear any sounds. Duration: Time Factor. Number affected: 2 per MKL up to 1/2 caster's range.

Commands of the Fifth Circle

All spells in this section are at casting level 5 at BMR 5.

Restrain Monster: A spell which prevents the approach of any legendary beast (unless mounted), but which has no effect on Monsters with intelligence over 15. It should be noted that if Caster advances, however, the spell will be broken. Duration: 1/2 Time Factor. Monsters affected: 1 per 3 MKL of Caster.

Words of Power: "Stun" Only Power Word Magicians and Enchanters may learn this spell. A zone in the shape of a cone 1/2 the Magick User's range and 10' wide per MKL extends outward in front of the Caster. One living creature or material undead per MKL of the Caster will be affected. The spell has a 90% chance of bashing each victim to the ground, and a 25% chance of rendering him unconscious for 1-10 turns. A mount and rider count as 1 victim, although separate checks are made for each.

Commands of the Sixth Circle

All spells in this section are at casting level 6 at BMR 6.

Befuddle: A spell which will affect the judgment of living creatures and confuse them considerably. The spell affects 2 x Caster's MKL in small animals, and 1 x Caster's MKL for all other living creatures. Duration: Time Factor. Each creature affected will do one of three things: 1-25% = attack Caster's party; 26-75% = mill around, doing nothing; 76-100% = attack each other. There will be a delay of 1-3 turns before the spell comes into effect.

Berserker Rage: A spell that makes the recipients fight as Viking Berserkers, heedless of personal danger. See the Individual Combat section for details. The spell can be dispelled only by Fear spell (see below). Number affected: 1 person per MKL of the Caster. Monsters are unaffected unless they are human or manlike.

Bravery: A spell which immediately counters Demoralization (see below) and makes the recipients stand firm in the face of the most dangerous or fearsome of foes. Number affected: 1 per MKL of the Caster.

Demoralization: A spell causing creatures under 50 hit points to immediately check morale. Add 10 hit points to the maximum limit for each grade of Command spell the Caster has advanced above grade VI. Number affected: 2 x MKL of Caster up to 1/2 range.

Hate: A spell filling a victim with a wide variety of responses:

1-20% = Hate any enemy around except Caster.
21-40% = Hate companions.
41-60% = Hate everybody except Caster.
61-80% = Hate whoever the Caster desires.
81-90% = Hate Caster.
91-100% = Hate self.

Any living creature may be filled with hate and will immediately attack the named party. If Hate is directed against the person himself, there is a 50% chance he will commit suicide if under Wisdom 12. Otherwise, no effect.

Love: A spell which will cause any living creature to fall passionately in love with the person of the Caster's choice. There is a 10% chance that the love will be permanent if the object of affection is over Comeliness 13. Otherwise, treat as a temporary emotion that fades in 1 day x MKL of Caster + 1-100 days. If more than one person is made to fall in love with the same individual, there is a 25% chance of jealousy that will lead to a mortal combat which only the object of their love can prevent.

Mesmerism (Hypnosis): A spell which has a 5% chance per MKL of the Caster of placing a human or manlike figure under the command of the Caster. It is necessary to look the Caster in the eyes at "face-to-face" range (20 feet or less), however, and the spell is of no effect against Magick Users of a higher grade of Command. The person so mesmerized will not do anything against his basic nature but will otherwise obey his master. The victim has a 5% chance of freeing himself from the spell per 10 point he possesses, and a check is made once per day following the casting of the spell.

Commands of the Seventh Circle

All the spells in this section are at casting level 7 at BMR 7.

Geas: A spell which compels the victim to perform a desired task. Any attempt to deviate from the performance of the task will result in a 10% loss of maximum fatigue per day until 0 fatigue is reached, at which point all attack and defense bonuses are lost. A Geas may be placed upon any living, sentient creature of manlike shape, except Trolls. Ignoring the Geas entirely will bring down a Curse upon the victim (see Curses). The Geas will endure until the task is completed or the Geas is lifted with a Remove Curse spell cast by a Magick User of equal or higher experience factor than the one who had placed the Geas. Note: All grade VI Command spells must be learned before a Geas can be learned. Magick Users above the grade of the Caster are unaffected by a Geas.

Word of Power: "Weaken": Only Power Word Magicians and Enchanters may learn this spell. The victim becomes weaker at the rate of 10% per turn until 50% of normal strength is reached. This weakness is reflected in attack and defense capabilities, carrying capacity, and fatigue levels and recovery rates. Duration: Time Factor. The spell may be cast up to 1/4 the Caster's range.

Commands of the Eighth Circle

All the spells in this section are at casting level 8 at 5MR 8.

Forgetfulness: A spell which causes the victim to lose 1-10 IQ points for 1-6 days x MKL of the Caster. A Magick User so afflicted will be unable to remember any spells. A loss of 10 IQ points means that the victim has total amnesia and is utterly feebleminded. Only one figure may be affected at a range up to 1/4 range. Magick Users above the grade of the Caster will be unaffected.

Word of Power: "Blind": Only Power Word Magicians and Enchanters may learn this spell. The victim has a 1-50% chance of suffering a partial vision loss, with all attack and defense bonuses reduced by 1/2; and a 51-100% chance of suffering a total loss of vision. The spell will affect 1 person per MKL of the Caster up to 1/2 range. The Undead are unaffected, however, because they do not see as normal beings do. Duration: Time Factor.

Commands of the Ninth Circle

All the spells in this section are at casting level 9 at BMR 9.

Enchanted Sleep: A powerful sleep spell that will affect only one person or Monster (except Undead). The person put to sleep cannot awaken until the conditions needed for awakening are fulfilled. The spell must be placed in some item of food and eaten by the victim. Note: spells of divination may Detect the conditions necessary to awaken the victim. The conditions should be difficult to meet, but not ridiculous.

Great Command: A powerful spell of Command giving the Caster the ability to control any single living creature. Undead and Demons cannot approach and, 1-75% of the time, must immediately leave the presence of the Caster and not return for 1-100 days. Duration: until dispelled by Caster or until victim breaks the spell (see Command Spells). The range is 1/4 Caster's range.

Word of Power: "Blast": A spell causing a bolt of lightning to issue from the finger of the Caster. Only Power Word Magicians and Enchanters may learn this spell. The bolt will do 5 x MKL points of damage to any being, smashing him to the ground, and rendering him incapacitated 1-50% of the time for 1-6 turns. Fire creatures suffer double damage and immediately flee, if possible. The bolt is 50' long and 5' wide, and all creatures within it are affected. The initial point of impact is targeted, and all creatures within it are affected. The initial point of impact is targeted, and the bolt is measured back from there. Failure to target causes the bolt to go to the full range of the Magick User x 1-6. If a solid target is struck, the bolt will Remove material in a volume equal to an Amplified Remove at the Caster's PMF. The bolt will rebound backward 25' from any solid target that is struck, affecting an area 25' x 25'. Note: Shaman who master Weather Control can learn the effect.

Commands of the Tenth Circle

All the spells in this section are at casting level 10 at BMR 10.

Word of Command: "Air": A spell giving the Caster all Basic Magick Air spells.

Word of Command: "Earth": A spell giving the Caster all Basic Magick Earth spells.

Word of Command: "Fire": A spell giving the Caster all Basic Magick Fire spells.

Word of Command: "Water": A spell giving the Caster all Basic Magick Water spells.

The Lyre of Apollo: An Enchanter may fashion a golden lyre which provides him with -15% reduction on saves vs. spells of Command and acts as a Circle of Protection so long as the Enchanter plays it. The Enchanter Adept will not fashion such a lyre for anyone except himself.

The Pipes of Pan: An Enchanter may fashion the silver Pipes of Pan, giving him -10% on all saves vs. spells of Command. The Enchanter Adept will fashion such a musical instrument for another Enchanter.

The Star of Alexander: A Dwarvish cut ruby set into a ring or other setting and thrice enchanted. The Magick User must have learned all spells which influence or command men to perform this enchantment. The possessor of the Star of Alexander will have a Military Ability of 13 and a Charisma for purposes of commanding troops and maintaining morale of 25. Troops personally led by such a charismatic leader never check morale.

Commands of the Eleventh Circle

All spells in this section are at casting level 11 at BMR 10.

Miracles: The ability to perform Miracles places the Magick User in the Clerical system. Each sub-spell empowers the Caster to perform the Miracles in the number sequence on the Miracles list. Miracles 1-3, for instance, allows the Caster to perform Miracles #1 to #3. The spells must be learned in sequence.

Miracles 1-3:

Miracles 4-5:

Miracles 6-7:

Miracles 8-9:

Miracles 10-11:

The Demon King may also perform Miracles, but is loathe to do so because many of them have the potential of doing good.

Spells of Illusion



The creation of Illusions is properly the province of the Thaumaturgist and, to a slightly lesser degree, the Conjuror and the Mystic. Other Magick Users may also learn to cast the spells, but they cannot advance as far. Illusion is the art of creating in the mind of the beholder what is actually not there. "Belief" in the reality of the Illusion is thus fundamental to the success of the spell. A disbeliever will be affected far less by what he sees, knowing it to be unreal. The Intelligence of a person assists him in resisting the effects of Illusions; for the man of keen mind is able to analyze what he perceives and distinguish the real from the false more readily. All figures must therefore come to "disbelieve" the Illusion by successfully saving from the spell on the following Belief Table:

INT	Proficiency Grade of the Magus casting a Spell of Illusion										
Score	I	II	III	IV	V	VI	VII	VIII	IX	X	XI
0-95%	IQ.20	IQ.21									
0-90%	IQ.19	IQ.20	IQ.21+								
0-85%	IQ.18	IQ.19	IQ.20	IQ.21+							
0-80%	IQ.17	IQ.18	IQ.19	IQ.20	IQ.21+						
0-75%	IQ.16	IQ.17	IQ.18	IQ.19	IQ.20	IQ.21+					
0-70%	IQ.15	IQ.16	IQ.17	IQ.18	IQ.19	IQ.20	IQ.21+				
0-65%	IQ.14	IQ.15	IQ.16	IQ.17	IQ.18	IQ.19	IQ.20	IQ.21+			
0-60%	IQ.13	IQ.14	IQ.15	IQ.16	IQ.17	IQ.18	IQ.19	IQ.20	IQ.21+		
0-55%	IQ.12	IQ.13	IQ.14	IQ.15	IQ.16	IQ.17	IQ.18	IQ.19	IQ.20	IQ.21+	
0-50%	IQ.11	IQ.12	IQ.13	IQ.14	IQ.15	IQ.16	IQ.17	IQ.18	IQ.19	IQ.20	
0-45%	IQ.10	IQ.11	IQ.12	IQ.13	IQ.14	IQ.15	IQ.16	IQ.17	IQ.18	IQ.19	
0-40%	IQ.9	IQ.10	IQ.11	IQ.12	IQ.13	IQ.14	IQ.15	IQ.16	IQ.17	IQ.18	
0-35%	IQ.8	IQ.9	IQ.10	IQ.11	IQ.12	IQ.13	IQ.14	IQ.15	IQ.16	IQ.17	
0-30%	IQ.7	IQ.8	IQ.9	IQ.10	IQ.11	IQ.12	IQ.13	IQ.14	IQ.15	IQ.16	
0-25%	IQ.6	IQ.7	IQ.8	IQ.9	IQ.10	IQ.11	IQ.12	IQ.13	IQ.14	IQ.15	
0-20%	IQ.5	IQ.6	IQ.7	IQ.8	IQ.9	IQ.10	IQ.11	IQ.12	IQ.13	IQ.14	
0-15%	IQ.4	IQ.5	IQ.6	IQ.7	IQ.8	IQ.9	IQ.10	IQ.11	IQ.12	IQ.13	
0-10%	IQ.3	IQ.4	IQ.5	IQ.6	IQ.7	IQ.8	IQ.9	IQ.10	IQ.11	IQ.12	
0-5%	IQ.2	IQ.3	IQ.4	IQ.5	IQ.6	IQ.7	IQ.8	IQ.9	IQ.10	IQ.11	
0%	IQ.1	IQ.2	IQ.3	IQ.4	IQ.5	IQ.6	IQ.7	IQ.8	IQ.9	IQ.10	

A percentage dice result within the indicated "save" limits means that the character or Monster "disbelieves" the Illusion. Disbelief causes a loss of fatigue because energy has to be expended to fight the effects of the spell, with 1 fatigue or Body point being expended per game turn or melee turn. If a victim fails to disbelieve when confronted by an Illusion, he may attempt to disbelieve in any subsequent turn, but with -10% from his chances of disbelieving.

The IQ of a victim determines the percentage possibility of disbelief. Unintelligent Monsters have an IQ of 1-10. Highly intelligent Monsters have an IQ of 11-20, as do most Magical and Enchanted Monsters (including "Great Horses"). Dragons, Unicorns, and very high level Demons have an IQ of 6-25. In some instances, Monsters have specific IQ's printed in their Profiles, and these should be used when determining belief or disbelief.

When Illusions have been cast prior to the appearance of the prospective victims, they are considered to be automatically targeted unless wearing an amulet of protection against illusions of the level cast or standing within a protective circle. Mages employing an appropriate Detect Illusion at the time of entering the area affected or else possessed of True Sight will be forewarned and must be targeted. The prior effect is, in short, quite believable to the unsuspecting because it is natural to believe one's senses until there is reason to disbelieve. Only a "save" is attempted in such instances.

The ten spell casting levels represent the ten grades of proficiency that a Magick User or Magick-Using Monster can attain in the performance of Illusions. The proficiency levels vary according to the type of Magick User or Monster casting the spells. As soon as a Magick User reaches a new spell casting level, all Illusions he has learned up to that time are raised to the new probabilities given in the Belief Table.

The proficiency grades that a Magick User can attain are:

- XI. The Innermost Circle: Thaumaturgists
- X. The Tenth Circle: Conjurors, High Elves
- IX. The Ninth Circle: Enchanters, Power Word, Evil Priests
- VIII. The Eighth Circle: Cabbalists, Elves, Shamens
- VII. The Seventh Circle: Magick Square, Drug Trance
- VI. The Sixth Circle: Dance/Chant
- V. The Fifth Circle: Mediums
- IV. The Fourth Circle: Hex Masters (Witches & Warlocks)
- III. The Third Circle: Primitive Talents
- II. The Second Circle: -
- I. The First Circle: -

While a Magick User may learn spells beyond his proficiency grade, the percentages for disbelief remain at his proficiency grade. For example, a Primitive Talent could have learned a level X Illusion, but victims would save at level I percentages.

The Innermost Circle

The Innermost Circle is the highest grade of proficiency that an

Adept at Illusions can attain, and it is limited to Thaumaturgists and the Demon King. All Illusions are much more powerful, so that "saves" are made against them -20% at the level X percentages, with three times the cost in fatigue or body points to resist the effects of the spell.

Enhancement of Illusions

Illusions may be enhanced in three ways:

1. The use of "smokes" such as those produced by burning incense, "fogs" against which an Illusion can be projected, "perfumes" and "essences" to produce mysterious odors, or cauldrons of steaming "brew" reduces the chance of a save by -10%.
2. Chants reduce "saves" from Illusions by -5%. These are unique to a few Magick Users.
3. Meditation reduces "saves" from Illusions by -1% per day spent meditating on the spell, to a maximum of -25%. Note: This form of enhancement is a "one-shot" technique and the spell so enhanced can be cast only once with such an advantage.

Casting Illusions

Unlike many other spells, Illusions need not be "targeted" on the Magick Conflict Table. Illusions can be cast against specified people or into an area in which all occupants will be affected. The spell range is given in the Personal Magick Factor Table and, upon the caster's reaching the Second Circle, ranges are doubled. The only limitation is that the Magick User be able to see the target, either by normal sight or by magical means. (Cabala/Symbolists, of course, are exempted from this rule, as they may leave their Symbols behind them to be activated later.)

Protection from Illusions

Increased percentages may be obtained on saves from Illusions through the use of several magical means:

1. *Amulets of Protection* may be enchanted by Magick Users who know all the spells of a certain grade of proficiency. Such amulets add +10% on saves against spells of a higher proficiency grade and +15% on saves against spells of an equal or lower grade.
2. *Words of Guard*: Enchanters, Power Word Magicians, Hex Masters, Shamens, Evil Priests, Lawful Clerics, and Dance-Chant Natural Talents may devise rhyming chants or other Words of Guard to defend against Illusions as for Amulets. However, such protection requires an expenditure of fatigue points. They can be applied to as many persons or creatures as the Magick User has proficiency grades and last for his Time Factor for spell duration.
3. *Prayer*: Any character may employ prayer to his particular deity to defend against an Illusion. Prayer used in this manner increases chances of a save by +5%, at a cost of 1 fatigue point or body point.
4. *Circles of Protection*: A charmed Circle of Protection requires an Illusion spell to be targeted against the intended victim. If targeting is successful on the Magick Conflict Table, check for individual saves. Targeting computed by comparing the experience factors of the attacking and defending Magick User, and applies to each person in the circle. Saves are made according to the IQ of the Magick User who has erected the defensive barrier, unless a character has a higher IQ.

Illusions of the Outermost Circle

All the spells in this section are at casting level 1 and BMR 1.

Blurred Image: The caster's appearance is highly blurred, providing -10% on opponents' hit probabilities and -10% on targeting by an attacking Magick User of equal or lower spell casting level. Duration: 3 turns minimum.

Detect Illusion I: A spell of long duration which permits the caster to spot an Illusion of Grade I from 1-3 times. The spell can also be placed in a potion.

Dispel Illusion I: A spell which permits the caster to Dispel an Illusion of Grade I up to 1/2 his spell range. The spell must be targeted on the location of the suspected Illusion, with a 25% chance of successfully dispelling the Illusion if on target.

Sleight of Hand: A spell giving the caster the ability to perform slight of hand tricks (including successfully picking pockets, etc.) and other forms of popular "magick" that are designed to entertain, baffle, and impress the uninitiated. It is ineffectual against Magick Users above the casters proficiency grade.

Wall of Fog: A spell which creates the illusion of an actual Fog (see Basic Magick).

Faerie Dance: This produces small glowing sparks of light that whirl and dance in intricate patterns in a radius of 1 foot x MKL, over the location chosen by the Magick User. Useful to impress the superstitious and distract the unsuspecting. Anyone within the effect radius suffers a penalty of -3 to their CHA or FER CR.

Illusions of the Second Circle

All the spells in this section are at casting level 2 and BMR 2.

Cloud of Dust or Sand: A spell which creates the illusion of a swirling cloud of dust or sand (see Basic Magick).

Deafness: A spell which causes the victim to believe he cannot hear until the spell is Dispelled, Cured, or removed by the caster.

Detect Illusion II: As for Detect I, only Grade I and II spells are detected.

Dispel Illusion II: As for Dispel I. Grade II Illusions are dispelled at 25%, while Grade I are dispelled at 40%.

Dispel Fatigue: A spell which gives the recipient the illusion of being healthy and fully rested. It permits the recipient to continue on without rest until the spell has ended (Time Factor + 1-20 full game turns). However, one must rest twice as long as usual after the effects wear off, usually in a deep sleep. Men who have been badly wounded or who were recently Raised from the dead can move about normally, but at the end of the spell they suffer 1-10 points of damage. This spell can be placed in a potion.

Mystic Writing: A spell that blurs the caster's writing so that only the one who is intended to read it can do so safely. Any others attempting to read must save or else be totally confused for 1-10 turns. One spell is enough to protect one page. Failure to save upon chancing a second reading causes confusion for 11-30 days. To actually be able to read the script requires a Dispel II.

Delusion: A spell that causes the target to suffer from an unjustified belief in his own abilities or those of newly found items which may appear to be (or are) enchanted. There can be only one save. Victims now tend to do things which, in a normal frame of mind, they would never do. Duration: Time Factor + 1-20 full game turns.

Illusions of the Third Circle

All the spells in this section are at casting level 3 and BMR 3.

Detect Illusion III: As for Detect I, only Grade I to III spells are detected.

Dispel Illusion III: As for Dispel I. Grade III Illusions are dispelled at 25%, while Grade I to II Illusions are dispelled at 45%.

Diminish: A spell creating the illusion that a figure or object is up to 1/20 its normal size. Only one save is possible. If believe occurs, the figure or object will be seen to be able to do anything something that small could do. Duration: 1-20 turns.

Growth: A spell creating the illusion that a figure or object is 1-20 times its normal size. Only one save is possible. If belief occurs, the figure or object will be seen to be able to do anything something that large could do. Duration: 1-20 turns.

Fey Landscape I: A spell which conceals or else creates terrain features which appear real to the beholder. It is a broad-area illusion existing in all directions up to the maximum range of the caster. Only Magick Users may save from this spell, and if disbelief occurs, they must approach to within 20 feet of any illusory object to see it is unreal. All other figures must actually touch an illusory object to see it is unreal. Duration: 1 game day per MKL of the caster.

Mirror Self: A spell creating the illusion of 1-6 figures identical to the caster and duplicating his every move. Any beholder failing to make an initial save will not be able to tell the difference until the spell has ended. Any image that is touched will disappear. Duration: 2 x Time Factor.

Trustworthiness: A spell creating the illusion that the caster can be trusted completely. The spell is effective when made "face-to-face," and it will influence anyone that close up to 6 turns after it is cast. Each failure to save reduces save probabilities by 10%. Any figure failing to save will trust the caster until given some reason for suspicion.

Illusions of the Fourth Circle

All the spells in this section are at casting level 4 and BMR 4.

Blindness: A spell which causes the victim to believe he suffers a total loss of vision until the spell is Dispelled, Cured, or removed by the caster.

Detect Illusion IV: As for Detect I, only Grade I to IV spells are detected.

Dispel Illusion IV: As for Dispel I. Grade IV Illusions are dispelled at 25%, while Grade I to III Illusions are dispelled at 50%.

Hypnotic Spiral: A spell creating the illusion of a whirling spiral of scintillating color that appears directly in front of the caster. Any being of IQ 12 or less will be held motionless and staring so long as the caster concentrates on the spell, plus 1-6 turns. Anyone will be affected within 60 feet who fails to save, unless above IQ 12. Members of the Magick User's party must avert

their eyes to be protected from the spell.

Illusory Image: A spell creating the illusion of any person or Monster the caster has seen before. So long as the caster concentrates on the spell, the figure will move and speak convincingly. Anyone who does not immediately disbelieve in the figure's reality will act accordingly. Duration: 1 x Time Factor or until touched.

Projected Image: A spell which projects the image of the caster up to his full spell range. The image will move, act, and speak as if it were the caster, and all spells will seem to emanate from it. However, the spell range is measured from the caster's actual position to the target. Only one save may be made against this spell, and the image will remain 3 x Time Factor or until touched.

Fey Landscape II: A spell closely resembling the spell of Level 3, except that non-Magick Users must disbelieve each time they touch an illusory object or it will continue to appear real to them. Duration: 1 game day per MKL of the caster.

Illusions of the Fifth Circle

All spells in this section are at casting level 5 at BMR 5.

Detect Illusion V: As for Detect I, only Grade I to V spells are detected.

Dispel Illusion V: As for Dispel I. Grade V Illusions are dispelled at 25%, while Grade I to IV Illusions are dispelled at 50%.

Disguise: A spell permitting the caster to assume a disguise successfully. Only one save is possible, after which a believer will not question the authenticity of the caster's assumed identity until the Disguise is Dispelled or the real person whose identity was taken appears on the scene. Duration: until Dispelled.

Phantasmal Landscape: A spell creating the illusion of reality for all of the senses. All must disbelieve each time they touch a phantasmal object or it will appear in every way to be real. Even when carried outside the zone of the spell, the objects will still continue to have existence for the characters believing in them. Only persons who had saved or who were never exposed to the spell will see that nothing is present. Range is to the limit of the caster's range. Duration: until Dispelled.

Phantasmal Weather: A spell creating the illusion of actual weather conditions. Rain will seem to wet believers to the skin, snow will cause believers to feel cold, etc. Only one save is possible against this spell. Duration: up to 1 game day. While the range of the spell is only to the limit of the caster's range, the effect will travel with those who are affected and will appear to extend to the horizon.

Invisibility: Hallucinatory and Phantasmal Landscape spells have the virtue of creating or concealing features of the environment. By extension, the illusion that something is invisible can be created by superimposing a hallucination or phantasm over it. To penetrate the Invisibility effect, one MUST Detect Illusion or possess True Sight. A Detect Invisible Presence will give some warning, but does not locate or reveal the exact position or form of the invisible being. Furthermore, Invisibility may also be considered as a form of Astral projection, the partial passing of the invisible being's physical body into the Astral Plane, for the Phantasmal spell in particular partakes of that dimension by virtue of its quasi-real nature. Those who fail to see the invisible being need not be targeted, either, for the effect is really directed at the invisible-being. In a very real sense, he is not there to be seen.' Because an invisible being is quasi-real, he may attack while invisible. But once he has attacked, he becomes an indistinct and blurred form (-30% on enemy hit probabilities) while engaged in combat. This defensive bonus is not used when enemies have True Sight or Detect the Illusion.

Illusions of the Sixth Circle

All spells in this section are at casting level 6 at BMR 6.

Detect Illusion VI: As for Detect I, only Grade I to VI spells are detected.

Dispel Illusion VI: As for Dispel I. Grade VI Illusions are dispelled at 25%, while Grade I to V Illusions are dispelled at 55%.

Shadow Forces: A spell creating quasi-real offensive spells that, if believed by the victim, will cause 1/2 damage. If disbelieved, 1/10 damage is caused. All Basic Magick effects can be simulated by this spell, although no effect is had on non-sentient materials.

Shadow Monsters: A spell creating quasi-real Monsters that, if believed by victim, will act in every way like the real version and have similar effects on the believer. However, all damage is 1/2 normal. If disbelieved, the Shadow disappears for the characters recognizing its unreality. Only one save is possible against this spell. Once created, the Shadow will endure 3-20 game turns or until Dispelled or slain. Shadow Monsters will sustain 1/4 the damage of the real Monster.

Illusions of the Seventh Circle

All spells in this section are at casting level 7 at BMR 7.

Detect Illusion VII: As for Detect I, only Grade I to VII spells are detected.

Dispel Illusion VII: As for Dispel I. Grade VII Illusions are dispelled at 25%, while Grade I to VI Illusions are dispelled at 60%.

Phantom Forces: A spell creating quasi-real offensive spells that, if believed by the victim, will cause full damage. If disbelieved, 1/5 damage is caused. All Basic Magick effects can be simulated by this spell, and non-sentient materials are affected.

Phantom Monsters: A spell creating quasi-real Monsters that, if believed by the victim, will act in every way like the real version. All damage is full, unless disbelieved, in which case damage is 1/5. Phantoms will sustain 1/3 the damage of the real Monster. Once created, the Phantom will endure 5-20 game turns or until Dispelled or slain. As it is fairly material, it will pursue victims beyond the caster's spell range.

Illusions of the Eighth Circle

All spells in this section are at casting level 8 at BMR 8.

Dispel Illusion VIII: As for Dispel I. Grade VIII Illusions are dispelled at 25%, while Grade I to VII Illusions are dispelled at 65%.

Djinn Creation: A powerful Illusion spell permitting the caster to create material objects such as palaces, castles, etc. Once created, the objects are real so long as the enchantment is not Dispelled by a Magick User of equal or greater power. An area equal to 1/2 of the caster's range in every direction round about may be filled with the Illusion. It may even be peopled by Phantom beings who appear real in every way. However, precious metals such as silver, gold, and platinum have a very limited life (1-20 days) and will disappear 50% of the time if dropped onto a plate of cold iron. Such a spell will totally exhaust a Magick User, causing 100% fatigue drain. There is a 50% chance that he will be unable to perform any spells for 1-20 days after casting a Djinn Creation spell.

Fairy Gold: A more limited application of Djinn Creation, with minimal energy drains, which creates 1-100 pieces of Fairy Gold per MKL of the caster. The Gold will last for an indefinite period. If it survives the test of cold iron, it will continue to appear real for 1-20 days afterward and cannot be Dispelled or caused to disappear by further tests with cold iron until the period is over.

Fairy Glamour: This enhances the recipient's outward Appearance by +2d6 APP points. Only True Sight reveal the true appearance of anyone masked by the enchantment. Only a Magick User adept at Illusion can see thought it with a saving throw. Such spell has no effect on Spirits and Feys who see straight through them.

True Sight: A spell permitting the caster to see through the Illusions of any Magick User of a lower Level, and otherwise acting as a Detect Illusion spell with 50% chance of detection.

Illusions of the Ninth Circle

All spells in this section are at casting level 9 at BMR 9.

Dispel Illusion IX: As for Dispel I. Grade IX Illusions are dispelled at 25%, while Grade I to VIII Illusions are dispelled at 70%.

Spectral Monsters: A spell creating the illusion of a quasi-real Monster based upon the most terrible fears of the victim. The Monster is visible only to the caster of the spell and the victim. The Specter is able to cross all barriers and is immune to attacks by normal weapons. The subject may attempt to disbelieve, but disbelief lasts only 1-3 turns, after which the Monster will reappear. If the victim has faced such attack before he has a 25% chance of turning the Monster on the caster and a 75% chance that the Monster will disappear, provided of course that he disbelieves. If the victim also possesses the spell, there is a 50% chance that he will gain full control of the Monster if he is able to disbelieve. Spectral Monsters have a 5 x PMF of the caster in hit points, do 4 x WDF damage with Giant Claws and Fangs, and have hit probabilities of 60%. Duration: 21-40 turns.

Illusions of the Tenth Circle

All spells in this section are at casting level 10 at BMR 10.

Dispel Illusion X: As for Dispel I. Grade X Illusions are dispelled at 25%, while Grade I to IX Illusions are dispelled at 70%.

The Nightmare: A spell creating a quasi-real Spectral Monster with unlimited duration. Only a Dispel Illusion X or XI or an Exorcism can remove the "curse" of the Nightmare. First of all, the Nightmare attacks all of the victim's livestock: horses are found lathered and exhausted in the morning, literally ridden into the ground; cattle, sheep, etc., are found slain in the morning; and so on. This phase lasts 1 to 3 months. Then the victim will dream he

is riding for his life, and in the morning he will wake exhausted. He cannot recover fatigue from sleep, but always wakes drained and weakened. This phase lasts 1-3 weeks. Finally, if the Nightmare has not been Dispelled or Exorcised by this time, it will inevitably appear each night in the form of a great Black Horse and attempt to trample the victim to death. The victim survives only if he disbelieves and awakens. He will be totally exhausted (0 fatigue points) after each experience.

Illusions of the Eleventh Circle

All spells in this section are at casting level 11 at BMR 10.

Chaotic Landscape: A spell that affects an area up to the limit of the caster's range in all directions, causing confusion in the affected zone because everything is changing shape and color continuously. Anyone failing to save from the spell has a 1-10% chance of becoming permanently insane, 11-25% chance of becoming temporarily insane for 1-6 days, and 26-100% chance of being confused and incapable of purposeful action for the duration of the spell. Duration: as long as caster concentrates on the spell without interruption, with 1-6 fatigue points drain per turn after the third turn. Note: There is a 5% chance per turn that the caster will himself become confused and lose his concentration.

Dispel Illusion XI: A spell which dispels all Illusions of Grade I to IX at 75% and Chaotic Landscape at 25%.

Protection from Illusions: A powerful protective spell which gives the caster +25% protection on saves from any Illusion spell. The spell is usually placed in a Magick device. Adepts of the Innermost Circle will not enchant such a device for anyone but themselves.

The World Riddle: A spell that raises the Great Question in the mind of the victim until it becomes an obsession. If the victim fails in his initial save, the spell builds in its effects over 1029 days. At that point, nothing changes in the external world, but the victim is inflicted with a Morose Introspection and begins to doubt the existence of the world and even of himself. Once inflicted by this terrible doubt, the victim becomes a total catatonic because he is unable to develop the belief needed for purposeful action. He attempts a save once each day, but every failure reduces the save percentage by -5%. Conversely, each successful save reinforces the victim's belief that he and the world are real and increases the save percentage by +5%. Once the "save" reaches 100% chance of success, the victim is freed of any further attacks of doubt so long as he lives totally in the present and makes no long range plans. Any time he attempts any action that will require any real planning, the "save" probability drops to 60% and a "save" is attempted. Failure to "save" returns him to the "save" probability he had when first inflicted, and the process repeats itself. Note: This presents grave risks to a Magick User who is so inflicted, for he must necessarily engage in intense planning to practice the Arcane Arts. The Caster of this powerful spell also runs risks. Each time he casts it, he adds 1-5% chance of being trapped in the very doubt he is attempting to inflict on others. The Demon King, if so trapped, is afflicted for 200 years at most, then returns to normal. The base value for "entrapment" is 0% chance.

Spells of Ancient Lore



In addition to the already vast number of spells in the body of common-knowledge most Magick Users possess as a Whole, there are also ancient enchantments long forgotten. A Magick User who has learned such spells will not divulge them to anyone. *Ancient Lore must be acquired by finding and researching old scrolls and books or by summoning Demons capable of giving instruction.*

Level 1 Ancient Lore

All spells in this section are at casting level 1 and BMR 2.

Noise: A spell to create background noise within the range of the caster. Sounds are not complex, like speech, but they are highly realistic and will tend to distract enemies. Duration: 1 turn.

Restrain Portal: A spell used to close a door as if it were barred. It may be negated by a Dispel or passed by using a *Enter*. If the door is forced by high-ranking Demons, it will be shattered 1-50% per turn if it is made of wood and 1-25% if metal. The "Restrain" will last for 3-8 turns.

Dark Sight: A spell which bestows upon the recipient the ability to see perfectly in the dark up to a distance of 60 feet. Dwarves possess this as a natural ability. Duration: 10-60 turns (1-6 hours)

Listen: A spell which enhances one's ability to hear noises by +10% per MKL when listening at doors, through thin walls, or to noises in the distance, up to a 90% chance of successful detection. Duration: 3 turns + Time Factor.

Voice: A spell which projects the caster's voice up to 100 feet for 1 turn.

Sleep of the Dead: Enables the Magick User to enter a very deep trance that outwardly resembles death for 1 day x MKL. However, if cast at triple FP cost the trance lasts indefinitely until the Mage

wished to return to "life". It is really suspended animation in which all life functions nearly cease. In such a state, he is magically undetectable even by the strongest detection spells.

Trance: Enables the Magick User to enter a deep trance in which he is aware of his surroundings but is so detached from them that he can concentrate and focus his mind on a task without distraction. While in the trance add 2% x MKL to his casting abilities. If the Magick User moves or attempts to perform any action except to cast magick, the trance state is immediately broken and all its benefits are lost.

Mantle of Borealis: This spell protects the Magick User from hot temperatures up to 5°C x MKL (base 35°C). A Magick User of MKL 6 can create a Mantle which can withstand 35°C + 30°C = 65°C so that a recipient - ordinary clothing is as comfortable as if it were a mild summer's day. Duration: 1 hour x MKL.

Mantle of Helios: This spell protects the Magick User from cold temperatures up to -5°C x MKL (base 35°C). A Magick User of MKL 6 can create a Cloak which can withstand 35°C - 30°C = 5°C so that a recipient in ordinary clothing is as comfortable as if it were an early spring day. Duration: 1 hour x MKL.

Level 2 Ancient Lore

All spells in this section are at casting level 2 and BMR 3.

Arcane Lock: A powerful binding spell which seals a portal shut and prevents passage unless the lock is dispelled by a Magick User of equal or higher MKL. Physical force has only a 10% chance of forcing the door if it is wooden, and a 1% chance if it is metal (this includes battering rams, heavy missiles, and the like). Duration: until Dispelled.

Enter: A spell permitting the caster and up to 6 friends to pass through a *Restrain Portal* without disturbing the spell, to open secret doors, or to unlock normally secured doors and gates. An actual knock is required, whereupon the portal swings open for 1 turn, and then closes and locks again.

Silence: A spell which deadens all sounds around the caster for 1-6 turns. The duration may be extended by expending 1 fatigue point per extra turn. The spell may be placed on 1-6 others as well as if they are within 10 feet of the caster. This is a protective spell to prevent being overheard. It does not impair speech.

Far Sight: A spell enabling the caster to see to the horizon as if looking through a very powerful telescope. Duration: 3 turns + Time Factor.

Deflect Missile: A telekinetic effect that wards off missiles (arrows, axes, javelins, rocks, etc. but not magical missiles like lightning or fireballs) by a mere wave of the hand. On a successful deflection, with a double cost of Fatigue, the missile is caught and deflected back at the one who fired it, with a chance of hitting him equal to his own success chances!

Level 3 Ancient Lore

All spells in this section are at casting level 3 and BMR 4.

Healing: A spell enabling the caster to heal wounds by reducing damage 1-6 points. The spell will restore fatigue and body levels. Only one person may receive the benefit.

Release from Agony: This spell immediately relieves Pain or Agony of the Damned and restores the victim of such magic back to his normal levels of performance. The spell may also be used to block all ordinary pain for a period of 1 hour x MKL of spell caster.

Growth/Diminish: A spell enabling the caster to increase or reduce in size any recipient who is living. The spell must be targeted. Growth will be 2-3 times normal. Diminution will be from 1/2 to 1/20 normal size. Duration: 3 turns + Time Factor.

Swiftfoot: A spell which enables the recipient to move at twice his normal speed for 10 turns.

Seven League Boots: A spell which enables the recipient to travel three times the normal distance in a day. The recipient must rest the following day.

Herculean Power: A spell which increases the recipient's strength for 10 turns: enabling him to carry double his normal carrying capacity; strike +3 extra blows per turn; and do 1-6 additional points of damage each time he strikes an opponent.

Fish Breathe: A spell which enables the recipient to breathe under water for 10 turns.

Wizard's Lantern: This illuminates an area of radius 10 feet x MKL with magical light the intensity of a bright lantern. The light may radiate from the Caster himself or from an object anyone may carry.

The Shining Paths: This opens ancient Astral Gates of a permanent nature, created in the great days of magick during the First Age. The spell is common knowledge and not especially difficult to learn. However, where to, find such Gates and how to find one's way after one enters is another matter! Locations of Gates may be discovered in ancient texts and inscriptions in the oldest ruins (a matter for research). They open onto the Shining Paths, enchanted roads that wind through the Shadow World and link the Gates located throughout the world. Travel on the Shining Paths is at 10 times

the rate possible in the normal world. It is easy to, become lost in the Shadow World unless one knows the road to take when a crossroads is encountered. Spirits and terrifying monsters dwell there so travellers should be prepared for the worst.

Armored Skin: Magically toughens the recipient's skin against attack so armour protection increases by the amount specified.

Fatigue cost:	normal	double	triple
Armor Class:	+2	+4	+6

Level 4 Ancient Lore

All spells in this section are at casting level 4 and BMR 5:

Command Plants: A highly specialized command spell of Level 4 which enables the caster to control plants within the limits of their natural characteristics. The plants affected are those within the casting range of the Magick User. They will hinder passage of enemies by tripping: entwining, or even striking them. Combined with a Growth spell, the plants will grow so dense that passage will be virtually impossible to all those not specifically welcome to the caster.

Wisdom of the Ages: A spell which enables the Magick User to research a particular device. From 1-100 days will be required, after which the Magick User will have a 25% chance of knowing the answers to each of 7 questions he has about any device, book, etc., in his possession.

Reflection: A spell which reflects the gaze of any Basilisk or Medusa like a mirror. It can also reflect the gaze of a vampire 20% of the time if he is attempting to Mesmerize the Magick User. Range: 30 feet. Duration: 1-3 turns.

Shield of Athene: This creates a shield of iridescent, kaleidoscopic light so bright it hurts the eyes. Reduce the hit probabilities by -20%. The shield has an armour rating of 10 against all attacks, including all magical missiles, and reduces all Critical hit by -10%. It also prevents a successful Bash by any blow whatsoever! The Shield is wielded as if it were an ordinary shield to ward off blows at user's Shield. It deflects the first 9 points of damage from any successful attack. These damage points are absorbed by the Shield's "Body," which is equal to the Magick User's Body. When the Shield's "body" is reduced to zero, the shield vanishes.

Wizard's Seal: This seals a book or scroll so that it cannot be opened by anyone except the Mage who sealed it. It may be forced by the spell "Knock", but the opening is resisted at (Caster's MKL - Sealer's MKL) x 5%.

Arcane Cloak: This is named for its colourful, dazzling appearance, Arcane Cloak sheathes the recipient in its bright amber nimbus. It absorbs 1 x MKL points of ordinary damage.

Proteus' Children: The recipient is transformed into some creature. The caster's MKL determines the creature that may be chosen for transformation. While in this form, the subject gains all the abilities and characteristics of the creature. The duration is 1 hour x MKL. If killed while in animal form (i.e. the Fatigue and Body of the animal is exceeded), the recipient must make a CON CR. If he succeeds, he survives but loses all FP and is stunned for 1 turn. If he fails, he is knocked unconscious for 11 minutes. If the "killed" animal cannot suffer the damage limits of the recipient, he instantly changes back to his normal form, with damage assessed against his own Fatigue and Body levels. If in an "enhanced" animal form, one may be able to take far more damage than in his true form. When he changes back, any damage suffered is proportionate to damage suffered in his transformed shape (rounded up). A Magick User in animal form cannot cast any magick except Detection spells. If he is wearing an amulet containing a protective Ward, he may also cast that spell.

MKL	Animal
1-5	Small animal, bird, etc., under 5 dr.
6-9	Animal up to 50 dr.
10-11	Animal up to 125 dr.
12-14	Animal up to 500 dr or enchanted beast up to 5 dr.
15-16	Animal up to 2,000 dr or enchanted beast up to 50 dr.
17-18	Animal over 2,000 dr or enchanted beast up to 500 dr.
19-20	Enchanted beast up to 2,000 dr.
21+	Enchanted beast up to 10,000 dr.

Level 5 Ancient Lore

All spells in this section are at casting level 5 and BMR 6:

Doppelganger: A Doppelganger is a duplicate of a person which is under the complete control of the Magick User who creates it, but which develops a personality and sense of independence of its own with the passage of time. In order to create a Doppelganger, a number of spells and procedures are required:

1. The original or 1-7 objects recently in contact with him are essential for the model.
2. Ice or snow must be used to mould the body. The ice or snow must be enchanted.
3. An Illusory Image must be cast 3 times on successive weeks to give the doppelganger the features of the original.

- Strength must be cast to give the Doppelganger the power to move.
- Healing must be cast to give the Doppelganger the power to recover from fatigue and wounds.
- Telepathy must be cast to impress the Doppelganger with the thoughts of the original.
- Telepathic Command must be cast to place the Doppelganger under the control of the Magick User. The Magick User's influence will last 1-6 months, after which time a check must be made to see if the "friendly relationship" will continue (50% chance). If the Doppelganger is freed from the Magick User's influence, he will be immune to further attempts by his Creator to control him in any way and will react with deep hostility toward his Creator 25% of the time.

The Doppelganger will take from 1-6 months to prepare and instruct, after which it will have the ability to assume the identity of the original. Initially, it will have 10% of the original's abilities, and gains 10% per month until it reaches 90%. A Doppelganger can be detected 1-20% of the time when the original is present, provided the person who sees them together knows the original well. The doppelganger will seek to destroy the original and will stop at nothing to eliminate the person whose identity is the reality, while the Doppelganger's is a mere shadow of that reality.

Gaseous Form: A spell enabling the recipient to become gaseous, like a Vampire, for up to 6 turns. While in such form, the recipient is immune to all Basic Magick spells except Magick Fire and winds created by air spells, which will dissipate the gas. However, except for casting magical spells, anyone in Gaseous Form is completely without substance and cannot handle objects. etc.

Regeneration: A spell which enables the caster to give himself the ability to regenerate wounds at +1 point per turn. The spell can be cast only once.

Sunburst: This creates a flaring burst of intense magical light around the Caster. Anyone within 50 feet who looks at him is blinded for 1 turn and cannot perform any vision-dependent skills. Light-hating creatures suffer actual pain and suffer 1d6 damage points to the Body. They also need to make a morale check at FER - 4.

Level 6 Ancient Lore

All spells in this section are at casting level 6 and BMR 7.

Interdimensional Labyrinth: A very powerful Illusion of the Sixth Circle which places the victim in an interdimensional trap for 20 + 1-100 turns. After this time has elapsed the victim will emerge at the location where he was caught in the Labyrinth 1-60% of the time. 61-100% of the time he will emerge at another location 1-100 miles distant. Creatures with IQ's over 11 require 1/2 the time to thread their way through the dimension maze and escape. Creatures with IQ's of 19 or better require 1/4 the time. Creatures with IQ's of 7 or less require 3 x the normal time. Range: 60 feet, with an area 10' x 10' affected by the spell.

Arcane Container: A spell permitting the Magick User to place his life force in an enchanted container while he attempts to possess the body of another creature within 100 feet of the container. The container must also be within 10 feet of the body of the Magick User when the spell is cast. A "possession" takes place as if a Command of Level 9 had been cast and it will last as long as the Magick User desires. Only an Exorcism will drive him out. If the possessed body is destroyed, the life force will return to the Magick Jar or else attempt another possession. If the body of the Magick User is destroyed, his life force must either remain in a possessed body or return to the container. If the container is destroyed, the Magick User will be totally and irrevocably annihilated. The possession will be quite obvious to those who know the possessed person well, for the Magick User gains no knowledge of the routine or habits of the person whose body he has "borrowed." There is a 1-15% chance per turn he is so exposed to people who know the possessed victim that they will notice something is definitely "odd" or amiss.

Level 7 Ancient Lore

All spells in this section are at casting level 7 and BMR 8.

Master of the Storms: A spell permitting the caster to alter the weather conditions for 1 mile x MKL in all directions. The delay between casting the spell and the onset of the weather is 1-20 turns. The weather conditions will last 1-50% = 10 turns; 51-75% = 60 turns; 76-100% = 240 turns (1 day)

- Rain/Stop Rain: a heavy downpour which turns the ground to mud in 3 +1-100 turns. The spell may be reversed by a Stop Rain, which also stops normal rainfall for the duration of the spell.
- Fog: a dense mist settles over the area for the duration of the spell. Only a Heat Wave will disperse it.
- Heat Wave/Cold Wave: a sudden heating or cooling effect. A Heat Wave will cause troops or animals to fatigue twice as quickly as normal, while a Cold Wave reduces general fighting efficiency by 25%. Each spell is used to counter the other.

- Cloudy Day: a spell which causes a dense overcast of black cloud, permitting light-hating creatures to venture forth without discomfort or demoralization. Clouds may be dispersed by a Heat Wave, which is nothing more than an intensely Sunny Day. A Cloudy Day may be used to dispel a Heat Wave.
- Tornado: a huge whirlwind encompassing a radius of 50 feet and rising 1000 feet into dense clouds overhead. Each turn a victim is caught inside the tornado, 1-20 points of damage is suffered. There is a 1-20% chance of being thrown clear of a tornado each turn, and the victim will be released from 10 to 100 feet above the ground, suffering 1 6-sided die of damage per 10 feet fallen. It will instantly demolish small structures, especially of wood or wattle construction, pick up large animals and all except the largest monsters, and dissipate all except the Great Elementals. Only the first 4 turns of a tornado are controllable by the caster of the spell. after which the vortex moves randomly (1 = N; 2 = E; 3 = S; 4 = W) each turn. The speed of the tornado is 50-100 feet per turn. Anyone within 500 feet will instantly check morale as if excess casualties had been suffered.

Master of the Earth: When above ground the Magick User may use this spell to move major landforms such as hills or ridges. The spell takes 1-100 turns to take effect and the terrain so affected will move 10 feet per day for 2-7 days. This is a more limited spell than meets the eye, for it is not a spell. Hills and mountains will not instantly rear up to crush entire armies; the terrain moves very gradually, with a minimum of fuss, and with no disruption of structures on it or in front of it. In fact, it is comparable to a "wave" of earth which flows around or raises up points of resistance. Remember, it took all of the combined power of the great Witches of Eastcarp to move a Mountain Range, and a single Magick User is just not powerful enough to do something that spectacular. It is a spell best suited to improving fortifications or to siegework. One defect is that if there are enough actively opposed wills to show disbelief (treat the spell as an Illusion of Level 5 for this purpose), the spell will fail. From 50-300 disbelievers are quite sufficient. Assume an average IQ of 10 for humans, and check per 25 observers. If all of the observers present "approve" of the project, however, there is no need to check for "disbelief" because they are actually willing the earth to move along with the caster.

Super Concentration: A spell which enables a Magick User to enhance his chances at casting or targeting spells by +10% instantly. Memory is increased by 1-20% as well. Duration: 1 turn.

Vitality: A spell which enables a Magick User to double his fatigue recovery rate for an entire day. It may be used 1-3 times per week.

Level 8 Ancient Lore

All spells in this section are at casting level 8 and BMR 9.

Teach: A spell which gives the caster the ability to teach a spell to another in 1/2 the time normally needed to learn it.

Immortality: A spell which must be placed into a Potion of Longevity to give the one who drinks it a life of 1000 years (see *Alchemy*, "The Elixir").

Level 9 Ancient Lore

All spells in this section are at casting level 9 and BMR 10.

The Seal of Suleiman the Magnificent: This seals a small chamber or container so it cannot be opened by anyone inside by any physical or magical means. It is therefore an ideal binding spell for containers used to imprison Djinn and Demons. If the seal is a stopper that can be removed and replaced, the casting time is 13 minutes each day over 7 successive days. The stopper must be made of 3 quantities each of 7 different enchanted materials with silver and emerald being essential. The Seal is not dispelled when such a stopper is removed and reactivates when the stopper is replaced. The spell may also be cast on a wax seal but this is dispelled when the wax is broken.

Regenerate: The Magick User can literally regenerate a severed finger, toe, hand, foot or limb or he can remove a scar, disfigurement, etc., in 21 days by casting this spell three times per week for three weeks. He may do research at this time, learn spells, etc., but cannot cast magic on the days he casts the regenerative spell. If circumstances require him to cast any other spells on regenerative spell days, the regeneration ends at that moment.

The Bloom of Youth: This causes the recipient to grow younger by (1 year x MKL). The Magick User can control the exact amount of growing younger within his limits. For example, an MKL 9 Magus could restore 1 to 9 years of youth. The benefits of the spell can be received only once per month. During his entire lifetime, the recipient can receive the benefit once per 2 CON levels without ill effects. After that, he may still receive the benefit, but at a cost of -1 STR, -1 CON point each time he has the spell cast on him. There are limits on what even magick can accomplish, and the body and mind will eventually suffer from prolonged longevity. The lower limit of this spell is an age of one year! The spell benefits are, needless to say, such that aging people are desperate to receive, and they will pay dearly to gain its benefits. The Magick User himself must pay a price to cast such powerful magick. He

suffers a severe -1 FP reduction from his Fatigue levels times the number of years he removes from someone's age. Worst of all, his Fatigue level remains reduced by that amount from 7 to 48 days! Obviously, most Magick User are reluctant to cast such a spell unless the need (or the reward) is great.

Black Magick



Black Magick deals with spells of a particularly chaotic nature, and Lawful Magick Users will learn such spells only to obtain the maximum of protection from them. There are no low level Black Magick spells, and a character must be at MKL 5 to begin learning Black Magick. All spells must be targeted against victims.

Level 3 Black Magic

All spells in this section are at casting level 3 and BMR 4:

Agony of the Damned: The Magick User's touch totally incapacitates any living being with agony. If the target makes a successful CON CR, he is still in severe pain and loses 50% of his fighting abilities until the spell fades.

Cause Minor Wounds: A spell which appears to Heal 1-6 points of damage but which really causes 1-6 points of damage. While the spell may be cast by touching a victim, subterfuge is best because the spell has a 1-50% chance of seeming to be a healing spell.

Corrupt Food and Water: A spell which will cause food and water to become tainted when the caster touches it, making it totally unfit for consumption.

Evil Prayer: A blasphemy which increases all die roll advantages of a Chaotic by 10% and reduces all die roll advantages of Lawfuls by 10%. Duration: 1 turn. Range: 60 feet.

Slow Spell: A broad-area spell affecting 1-10 creatures within area. All affected creatures move at 1/2 speed and fight with 1-3 less blows for 1 turn. Range: 60 feet.

Weakness: A broad-area spell affecting 1-10 creatures within a 20'x20' area. All affected creatures inflict 1/2 damage and can carry 1/2 their normal weight capacity. Duration: 1 turn. Range: 60 feet.

Celebrate Black Mass: A Black Mass is essential as part of the ceremony of summoning a Demon of Hell. The required materials are:

1. A profaned Holy Book
2. Bell
3. Candle
4. Chalice
5. Thrice Cursed Knife of Sacrifice
6. Silken Bag of assorted filth
7. Animal for Blood Sacrifice.

The Black Mass should have 13 celebrants present. The ceremony requires 10 turns (1 hour) to perform. If interrupted, the Mass cannot be performed for another 24 hours.

Level 4 Black Magic

All spells in this section are at casting level 4 and BMR 5:

Curse: A Curse is a spell of great power which invokes some Demon and brings misfortune to the victim. A Curse will not take effect for 1-100 days-MKL of the Magick User laying the Curse. Only an Exorcism or a Remove Curse will prevent the misfortune. The presence of a Holy Relic will instantly nullify a Curse as well. Each one of the following Curses can be learned at BMR 5:

1. **Non-Fatal Disease:** By uttering the words Ashak vul Kalathoth unrak Kashak (from memory), the Magick User may cause a victim he touches or who is within 30 feet to contract a loathsome disease that cannot be cured by the usual means. There is a 10% chance + 3% per MKL of the person laying the Curse that the victim will contract the disease.
2. **Misfortune:** By uttering the words Ashak vul Unraal ag Ashak (from memory) and making the Sign of The Damned, the Magick User may bring great misfortune to anyone who is within 30 feet. Misfortune consists of having a 5% disadvantage on all die rolls. The Curse will last until removed.
3. **Fatal Disease:** By uttering the words Ashak vul Talathoth unrak ag Ashak (from memory), the Magick User may cause a victim he touches to contract a fatal disease. There is a 50% chance of death 1-6 days after contracted--1% per Constitution point possessed by the victim.

Create Poison: A spell which enables the Magick User to prepare a variety of deadly poisons to be administered through food or drink, or to be smeared on the tip of a Weapon. It is possible to create 1-10 doses at a time:

- Medusa Blood + 6 Organics + 3 liquids + 1 Bat Wing = 1-90% Death in 1-3 turns

- Black Poppy Essence + 6 Organics + 3 liquids + Boar Tusk = 1-80% Death in 1-3 turns
- Black Lotus Essence + 6 Organics + 3 liquids + Wolf Bone = 1-70% Death in 1-4 turns
- Black Rose Essence + 6 Organics + 3 liquids + Orc Hide = 1-60% Death in 1-5 turns
- Arsenic + 6 Organics + blood + reptile bone = 1-50% Death in 1-6 turns
- Nightshade + 6 Organics + 2 bloods + powdered lead - 1-45% Death in 1-6 turns
- Aconite + 6 Flowers + 3 bloods + Wormwood = 1-40% Death in 1-6 turns

The victim's constitution reduces the chance of death by -2% per point over 10. Other poisons may be developed, but one component must be of a poisonous nature.

Antidote for Poison: For each poison a Magick User learns to make, he also learns an antidote. However, only an expert in poisons will recognize which antidote to use to counteract poison used. As only 1 antidote may be administered per turn, time could run out if an amateur was doing the doctoring. One dose of antidote is produced for every two doses of poison if this spell is used while Creating Poison.

Create Tainted Water: A spell which will taint water in such a manner that no one will be able to notice it unless a Detect Magick spell has been cast, whereupon the nature of the impure water will be revealed. When coupled with a Curse spell or a Poison, the chances of success are increased +10%.

Create Wine of Drunkenness: An exceedingly potent wine may be made by casting this spell 3 times into wine. Up to 1 cask may be so enchanted. It has the power to intoxicate to the point of unconsciousness. One flagon will incapacitate 10 damage points. Thus, if a character of 50 damage points consumed 5 flagons, he would become unconscious. The wine will produce a drunken stupor for 20-40 turns. Once tasted, a character has a 25% chance of stopping before he has literally drunk himself under the table.

Inflict Grievous Wounds: A spell similar to Cause Minor Wounds, except this time 1-20 points of damage will be inflicted.

Perform Empathic Self Cure: A spell which enables the Magick User to cure wounded has suffered at the expense of another. What happens is that he transfers 1-10 points of damage from himself to the other person by touching him.

Summon Werewolves: A spell which enables the Magick User to summon a werewolf to his service for every 3 MKL he possesses. The wolves are real, not conjured, and will appear in 1-10 days. The wolves will remain in the Magick User's service until dismissed or 3 months have passed. The spell may be used 3 times per year.

Level 5 Black Magic

All spells in this section are at casting level 5 and BMR 6:

Finger of Death: A spell which inflicts 21-40 points of damage on a victim. The Magick User merely points his finger and utters the words Ashak ul Karak nun Ashak (from memory) and a target can be stricken within 30 feet. The spell requires -10% expenditure of Fatigue points and can be used 3 times daily.

Gaze of the Basilisk: The Magick User's eyes are transformed into those of the Basilisk. Anyone within range who meets his gaze is instantly paralysed and cannot move for 15 seconds x MKL. An INT CR is required each turn within 50' to the victim to avert his eyes before the spell does more than start to numb him slightly. Whenever he looks in the Magick User's direction, he must make another resisted roll. One may gaze in a mirror to look at the Magick User with safety and so prevent petrification but one's combat efficiency is greatly impaired (Hit Probability is halved).

Possession: A spell similar to a Arcane Container, only the Magick User does not leave his own body. Rather, he controls his victim through a Demonic Spirit under his control. Note: He must have summoned such a Demon prior to casting the spell. Lawful Clerics and Fighting Clerics are immune. Range: 30 feet. Duration: until Exorcised.

Summon Weretiger: A spell similar to a Summon Werewolf, except that 1 Weretiger will appear per 4 MKL of the Magick User. Note: Weretigers and Werewolves are hostile to each other.

Turn to Stone: This spell empowers the Magick User to touch up to 3 victims in the spell duration. He turns anyone he touches into stone. After 1 minute, the victim must succeed with a CON CR or the effects linger on another 10 minutes. A check is made at the end of the allotted time. If the spell's effects are not dissipated by he third attempt, the victim is permanently turned into a stone statue. Only a Remove Curse or a reversed Turn to Stone may restore the victim to life.

Wither: This rather vicious spell causes living flesh to Wither. A hand, arm or leg loses all capability and strength for the spell duration. When the spell fades, the victim must succeed with a CON CR or the effects linger a second 24 hour period. Another CON CR is made at the end of the second 24 hour period. If it fails, a third attempt can be made in another 24 hours. If that fails also, only a Remove Curse or a reversed Wither (by the caster) may restore use

of the affected hand, limb, etc.

Level 6 Black Magic

All spells in this section are at casting level 6 and BMR 7:

Breath of the Basilisk: The Magus' breath is transformed into that of the Basilisk. He may blow on one victim and turn him to stone (which is permanent unless dispelled). A CON CR saves the victim, but, if he has less than CON 15, he fight with 1-3 less blows for the next turn due to the paralyzing effects.

Damnation: A spell which seals the soul of a willing neutral or chaotic character to the service of the Forces of Darkness. It is an excellent way of enforcing loyalty, as any oath signed in blood during the ceremony is guarded by an immediate death by Demonic Possession. The Damnation oath can be safely broken only within a Church Sanctuary, where a Cleric may perform an Exorcism. A character released from such an oath will then be given a Quest as penance for his despicable submission to Evil.

Evil Eye: The mark of a truly chaotic character, the Evil Eye can:

1. Curse the victim under its gaze; or
2. Fill him with unreasoning Fear (check morale -10%).

The range of the Evil Eye is 30 feet. It can be used 1-6 times after the spell is cast. Lawful Clerics and Fighting Clerics are immune.

Unholy Strength of the Eternally Damned: A spell which imparts to any chaotic recipient sworn on an oath of Damnation from 1-6 additional points of damage whenever he strikes a foe. Range: 30 feet. Duration: 1-3 turns.

Level 7 Black Magic

All spells in this section are at casting level 7 and BMR 8:

Grow Aged: This causes the victim to age (one year x MKL). It is resisted by a CON CR. The Magick User may control the exact aging rate within his limits; e.g. MKL 9 can age someone from 1 to 9 years. The aging effects start to show within a day.

Crush the Defiant: Exerts constricting force on a living target's internal organs. No armour can prevent damage from occurring. A successful CON CR results in 1D10 damage point, half of which is always taken directly from Body. If the CON CR fails, the victim crumples to the ground, totally incapacitated by excruciating pain, with initial damage of (1 x MKL), then an additional 1D10 damage. Damage is equally portioned out to Fatigue and Body levels.

Level 8 Black Magic

All spells in this section are at casting level 8 and BMR 10:

Horsemen of the Apocalypse: A terrific spell which permits the Magick user to summon the Name of one of the Four Horsemen of the Apocalypse. If successful, the summoned rider will appear a cause a plague associated with his Power in an radius equals to the Magick User MKL's miles from the site of the Invocation.

Name	Horse	Rider	Power
Pestilence	White	Carries a Bow	Bring non epidemic disease*
War	Red	Carries a Sword	Bring war
Famine	Black	Carries a Balance	Bring famine
Death	Pale	Death, carrying a Scythe	Bring epidemic disease*

* see "Plagues & Diseases" in chapter "Castles & Warfare".

Invocation: A spell of frightful power which permits the Magick user to summon Demons of level VIII to XI. Such a spell must never be spoken outside a protective Circle.

Sacrifice to the Lords of Hell: The ceremony of Human Sacrifice, one of the blackest of all practices of the Dark Arts. Once performed, the Magick user is doomed, for he must seal his soul forever to the Lord of Hell, Lucifer, who will claim it in 7 years. Any character who performs such an act will be, if discovered, Excommunicated by the Church and placed under sentence of burning for Heresy. The rite must be performed in the Dark of the Moon and lasts all night:

1. Evil Prayers are said.
2. A Black Mass is celebrated, .
3. Wine of Drunkenness is created.
4. An enchanted chain of 7 times 7 links is used to bind the victim to the Altar of Defilement.
5. A Circle of protection is formed, into which the 13 celebrants must step for the duration of the rite.
6. The Invocation is spoken. As soon as the Demon has appeared, the Magick user will state his petition, then plunge the Thrice Cursed Knife of Sacrifice into the heart of the victim, catching the blood in the Chalice. Placing the Chalice On the Altar, he will await the answer of the Demon.

7. There is a 1-90% chance that the sacrifice is favorable to the Demon, whereupon the 13 celebrants are free to step out of the Circle and approach the Lord of Hell in their midst. Drunken revels follow until dawn.

After the rites are over, the Demon will perform the requested service.

Level 11 Black Magic

The spell in this section is at casting level 11 and BMR 10:

The End of Time: As for the spell "Horsemen of the Apocalypse" except that the Four Horsemen are summoned together. As a result, the site where the ritual is performed is now called Armageddon and is the witness of an epic battle associated with the end time prophecies between the forces of Light and Darkness. Chaotics (the caster include) and Lawfuls characters are gathered on this battlefield and immediately engage a struggle to the death!

Demonology

The summoning of Demons is a traditional practice of Magicians. Demons possess great knowledge and power which the Magick user may be able to "command" a Demon to use on his behalf. The practice is fraught with peril, however, as a mistake could result in disaster. Also, the Church frowns on Demonology and will react violently whenever Black Magick is involved. Magicians of the Minor Arcane, Major Arcane, and Mystical systems of Magick are able to summon Demons as experience factor 15 (150,000 experience points). Natural Magick Users deal with Totem Spirits and rarely become involved in the practice of Demonology until they summon the Great Totems (levels IX to XI).

Spells of Demon Summoning

To summon a Demon, a Magick User must learn the rites of Summoning and the Names of the Demons to be commanded:

Requirements for the Rite of		Demon & Experience Factor	
BMR	summoning		
2	Burn incense, Magick Circle 25% fatigue loss	I	Gargoyle 25
3	Burn incense, Magick Circle 50% fatigue loss	II	Imp 75
4	Burn incense, Magick Circle 75% fatigue loss	III	Lesser Balrog 50
5	Burn incense, Magick Circle, 100% fatigue loss*	IV	Greater Balrog 125
6	Burn incense, Magick Circle, 150% fatigue loss*	V	Great Elemental 200
7	Burn incense, Magick Circle, 175% fatigue 1055**	VI	Djinn of the Ring 200
5	Burn incense, Magick Circle, 200% fatigue 1055**	VII	Djinn of the lamp 300
9	Burn incense, Magick Circle, 250% fatigue loss**	VIII	Demons de l'Enfer 400
10	Burn incense, Magick Circle, 300% fatigue loss***	IX	The "Fallen Angels" 500
10	Burn incense, Magick Circle. 500% fatigue loss***	X	The "Powers" 700
10	Burn incense, Magick Circle, 700% fatigue loss***	XI	The "Principalities" 800

*One Assistant required to absorb excess fatigue loss.

**Two Assistants required. Sacrifice small animal, and offering of 100-600 sp.

***Three Assistants required. Human Sacrifice and offering of 100-600 gp. If no human sacrifice is made, added cost is 10-1000 gp. Sacrifices must be above average in beauty and are mandatory for Chaotics. Neutrals and Lawfuls must have enough people in attendance to absorb the fatigue loss.

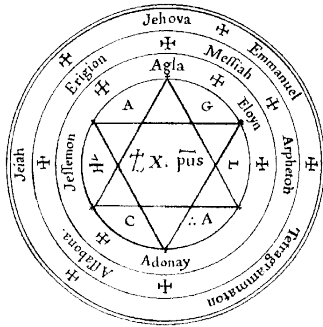
The Summoning

The summoner must cast a protective Magick Circle around himself and his friends after drawing a smaller circle inscribed with a pentagram or triangle. Witches must have first celebrated a Black Mass and also a Sacrifice to the Dark Lords before attempting a summoning above level VII. The Magick Circle must be perfect:

- *First Attempt:* 50% + 2% per MKL of the summoner that the Magick Circle is formed. If there is a failure, the rite may be halted. If continued, the summoning cannot be stopped.
- *Second Attempt:* 50% + 1% per MKL of the summoner minus the level of the Demon. If a failure again occurs in forming the Circle, another try is possible, as the Demon is only starting to materialize in the circle with a pentagram or triangle.
- *Third Attempt:* 25% +1% per MKL of the summoner minus the level of the Demon.

The Demon now appears. If the Magick Circle is incomplete, the

Demon may cross it and "punish the foolish mortals for their presumption." The Demons always have an advantage of complete surprise at such times. Gargoyles attack with "ferocity." Imps attempt to steal some treasured item from the summoner (35% chance minus MKL of the summoner). Great and Grand Imps attack on 1-50% and ask for a ransom to spare the lives of those present on 51-100%. Elementals attack once on 1-25% or simply depart on 26-100%. Djinn turn the summoner into a toad for 2-7 months, with a 10% chance each month that the toad will die violently. Demons de l'Enfer Curse 1-25% of the time, demand one chaotic service 26-85% of the time (Geas), and attack on 86-100%. Higher Demons will demand instant obedience and dedication to the Dark One or else carry off the summoner to the fiery pits of Hell to suffer endless torments.



However, if the Circle is completed, the summoner may attempt to "command" the Demon to serve him. The chance of commanding is 50% + 2% per MKL of the summoner minus the level of the Demon. If more than one attempt was necessary, reduce the chance of a "command" by -10% per attempt made to form the protective Circle. Failure to command the Demon releases it and the Magick User cannot summon it again for a full year or ask anyone else to do so on his behalf. Success requires the Demon to perform one service, but he cannot be called again for 1-6 months afterward.

Binding Demons

Demons of Level I to VIII can be "bound" to a more lengthy service. The Magick User attempts a binding spell instead of a "command." with a 25% chance + 2% per MKL minus the level of the Demon. Success astrally imprisons the Demon in a prepared container:

- Gargoyle: enchanted collar of 3 metals (7 Dr.) is placed about the Demon's neck.
- Imps: enchanted silver flask Capped with lead: the "Bottle Imp."
- Balrogs: enchanted collar of 7 metals (7 Dr.) is placed about the Demon's neck.
- Djinn and Efreet: enchanted flask of silver or brass capped with True Lead or a lamp of silver or brass.
- Elementals: Earth "Gnome" is kept in a brazier of dirt; Sylph of the Air is kept in an empty brazier; Salamander is kept in a brazier of coals or a fireplace or forge; Undine is kept in a wet, humid place.

Higher level Demons may be "bound" by placing them in enchanted silver flasks capped with True Lead and flinging them into the ocean, where they will remain undiscovered for 1-100 years.

"Bound" Demons will perform 90% of the time -5% per Demon level. Once they have done the basic service required of them by the original summoning, they will attempt to escape, with a 5% chance per level of the Demon that it will be successful each time it is called forth to perform a task. Upon escaping:

- 1-50% chance it will simply depart and never again answer a summoning by the Magick User who imprisoned it or else possessed the imprisoning device at the moment it escaped.
- 51-80% chance it will attack the wielder of the device.
- 81-100% chance it will seek out the maker of the device and revenge himself.

The Release

If a "bound" Demon is released by an innocent party, it will grant three services as a reward 1-90% of the time. There is a 91-100% chance it will grant service for a full year and a day, with no more than one service every 11-30 days.

The Services

Demons are exceedingly treacherous and will do anything to escape the performance of a task as intended by the summoner. Orders have to be worded with utter clarity and with no ambiguities; for a

Demon will seize on any "loopholes" to thwart the purpose of any command given to it. They are, furthermore, very literal-minded up to level VIII and do exactly what they are told, no more and no less.

Words of Command

A few Magick Users possess spells of command of great power. Great Command, and Words Commanding Air, Earth, Fire, or Water will exact instant and complete obedience from level I to VII Demons. When used to "bind" such Demons, there is 100% chance of a success.

Level I Demons: Gargoyles are dealt with in the Monster Profiles. From 1-3 Gargoyles will be summoned and will serve the summoner for 1 day. From 1-3 Gargoyles may be "bound" per 2 MKL of the summoner, so a maximum of 66 could be in the service of a Magick User of MKL 22. They will serve as guards for 3 months, after which they check individually to see if they may escape. If released at the end of 3 months and given appropriate "gifts," they will go in peace.

Gargoyles are the most commonly depicted monster in medieval art and architecture. They are guardians of important places and attack all unauthorized intruders. Their form is vaguely human, but grotesquely misshapen and often reptilian or demonic in over-all appearance. They are fairly intelligent - or rather cunning - and can be expected to behave with purpose and planning. Gargoyles emanate FEAR, requiring all Characters to check morale at FER CR-2 per turn they are within 50 feet of an operating Gargoyle. When at rest or guard, Gargoyles resemble stone statues and usually find high places on which to perch. In combat, they receive only 1/2 damage from ordinary weapons and cannot be harmed by fire. Magick Fire and magical weapons do full damage:

DEX = 16	Height = 6'6"
CON = 18	Weight = 500dr.
STR = 21	CC = 2500dr.
WIS = 13	Fly = 240' per turn
INT = 12	
BV = 6	
APP = 1	
CHA = 0	
ALI = 20	

Gargoyles are immune to spells of Illusion or Command unless cast by an Adept of the Second Circle.

Body	Fat.	Move	armor	%Hit	%Dodge	Attack	Mode	Bonus	Exp.
75	35	60/1505		+50%	-40%	4x WDF	MLC 3 claws (+4 blows)	4500	
				+40		3x WDF	MLB 3 fangs		
				+20%		2x WDF	MLH 7 horns		

Level II Demons: "Imps" are small Demons with modest fighting abilities. They know 7-20 spells, but not Ancient Lore or Basic Magick. As soon as 7 spells have been cast, an Imp will depart. If "bound" in a confining device, such as a bottle, they will perform 3 spells once per day, checking to see if they can escape. Spell level: 1 to 4, with a PMF of 25 at MKL/4. Imps can change to man-size for combat, with ordinary weapons doing only 1/2 damage to them. They cannot be harmed by ordinary fire. Magick Fire and magical weapons do full damage:

DEX = 20	Height = 5'10"
CON = 16	Weight = 200dr.
STR = 18	CC = 600dr.
WIS = 15	Fly = 350' per turn
INT = 14	
BV = 8	
APP = 1	
CHA = 0	
ALI = 20	

Imps are immune to spells of Illusion or Command unless cast by an Adept of the Third Circle.

Body	Fat.	Move	armor	%Hit	%Dodge	Attack	Mode	Bonus	Exp.
50	26	60/1505				4x WDF	MMC 2 claws (+4 blows)	4000	
						2x WDF	MMB 2 fangs		
							Weapons : PCF/20		

Level III Demons: Balrogs are primordial spirits of fire that had allied themselves with Melkor in ancient times, and became the most feared of his servants. The Lesser Balrogs are terrifying winged creatures, humanoid in shape with leathery wings with a tail that extended their height. A Balrog (Sindarin for "Demon of Might"; the Quenya form is Valarauko, Valarauco or Valaraukar) is a tall, menacing being in the shape of a Man, and a very intelligent creature having control of both fire and shadow and with a fiery whip of many thongs (Gothmog, the Lord of Balrogs in the First Age used an Axe). They are spirits of fire - their hearts are of fire and they often carry whips of flame. Balrogs induced great terror in friends and foes alike and could shroud themselves in darkness and shadow. They are not engulfed in flame. They are, in fact, characterized by darkness, and the fire connection is internal rather than external, although Durin's Bane, the Balrog that appears in Moria breathes fire from its nostrils. Only one will serve a Magick User at any one time. They know no spells but can self-immolate on 1-20%, their flaming bodies delivering 1-20 points of damage and a 1-20% chance of igniting flammable materials when they make a successful body "bash" or grapple with an opponent.

Balrogs emanate FEAR, requiring all Characters to check morale at FER CR-2 when within 50 feet, checking each turn. They cannot be harmed by ordinary fire or weapons. Magick Fire and magical

Earth Elemental 'Syiph'

Spells = x7/day +1/3 MKL of Mage
 Volume = 50 vol. Moving Air
 5 vol. Gas or Tornado
 Hit = +10% when 'shooting'
 Attack = 6x WDF Light Crossbow
 Blows = 2 + 1D6 shots

*Paralda's Gas Missiles will be cast in the form of 5 volumes, maximum, so a full effect would be 3x 5-vol. Gas Missiles!

DJIN: Lord of the Fire Elementals. If bound, he will grant the Magick User the service of a Salamander, a small lizard creature who appears in fiery form of vaguely human shape and fights 9 times for 1-6 turns as a flaming Superior Knight of level 20 (1-20 additional points of damage upon striking a target plus 1-25% chance of igniting flammable materials) or casts up to 9 Fire spells with a PMF of 50. If DJIN is commanded directly, he will assume the form of the maximum amount of material possible for up to 1 hour.

A Salamander of Fire appears in the form of a small, slightly glowing, warm lizard when in quiescent state. It likes to live in warm places and will enjoy a nice, roaring blaze in the fireplace when not needed for a service. In combat, the Salamander takes on a fiery aspect, vaguely reminiscent of a human shape about 10' tall. Djin, Lord of Fire Elementals, appears as a huge conflagration of 150 volumes of Fire.

Earth Elemental 'Salamander'

PMF = 50
 MKL = 11
 Spells = x7/day +1/3 MKL of Mage
 Volume = 50 vol. Fire
 5 vol. Fire Missiles
 Attack = As Flaming Superior Knight with PCF/39. Weapon does 1D20 extra points of damage and has 25% chance of igniting a flammable target. Its weapon is a flaming 2-Handed Sword. Mass equivalent = 1500dr.

*Djin's Fire Missiles will be cast in the form of 5 volumes, maximum, so a full effect would be 3x 5-vol. Fire Missiles!

Djin assumes the Knightly form when fighting Water Elementals. In such a form, he stands 30' tall.

NECKSA: Lord of the Water Elementals. If bound, he will grant the Magick User the service of an Undine, one of the Moss Folk distantly related to the ancient Tree Spirits and appears as reeking, rotting swamp vegetation dripping with damp. The Undine fights 9 times for 1-6 turns as a Superior Knight of level 20 (1-20 additional points of damage when it closes for bare-hand combat or flows over fallen victims due to smothering and drowning effects) or casts up to 7 Water Spells with a PMF 50. If NECKSA himself is commanded, he will assume the form of the maximum amount of material possible for up to 1 hour.

An Undine of the Waters appears in the form of a 10' mass of reeking, rotting, swamp vegetation which oozes trickles and streams of water. It hates fires and will extinguish any present. In combat, the Undine fights as the equivalent to a Superior Knight.

Earth Elemental 'Undine'

PMF = 50
 MKL = 11
 Spells = x7/day +1/3 MKL of Mage
 Volume = 50 vol. Water
 5 vol. Water Missiles
 Attack = As Superior Knight with PCF/39. Weapon does 1D20 extra points of damage. Its weapon is a great Club trailing dripping moss. Weight = 1500 dr.

*Necksa's Water Missiles will be cast in the form of 5 volumes, maximum, so a full effect would be 3x 5-vol. Water Missiles!

Necksa assumes the Knightly form when fighting Fire Elementals. In such a form, he stands 30' tall. Otherwise, he appears as a huge, rearing wave of 150 volumes of Water.

Salamanders must be kept in a hot place when not in use, while Undines require very damp and humid quarters such as pools or swamps.

GOB and NECKSA are mortal enemies of PARALDA and DJIN, and they or their servants fight the opposing Elementals whenever possible, disregarding all commands to the contrary. Thus opposing Elementals may never be kept near each other. Since they will cancel each other in power, they destroy each other in 1 cataclysmic turn in which the force of both Elementals is felt in the area affected. Great Elementals cancel lesser servants and themselves remain diminished by 1 x maximum material.

Level VI Demons: Djinn of the Ring are giant beings. They are Arabic in dress and wear, and their favored weapons are huge Scimitars equivalent to a 2-Handed Swords of +1 magical Enchantment:

Earth Elemental Lord Paralda

Spells = 3 spells/service
 Volume = 150 vol. Moving Air
 15 vol. Gas or Tornado*
 Hit = +30% when 'shooting'
 Attack = 7x WDF Arbalest
 Blows = 4 + 1D6 shots

*Paralda's Gas Missiles will be cast in the form of 5 volumes, maximum, so a full effect would be 3x 5-vol. Gas Missiles!

Earth Elemental Lord Djin

PMF = 55
 MKL = 22
 Spells = 3 spells/service
 Volume = 150 vol. Fire
 15 vol. Fire Missiles*
 Attack = As Flaming Champion Knight with PCF/55. Weapon does 1D20 extra points of damage and has 25% chance of igniting a flammable target. His weapon is a flaming 2-Handed Sword. Mass equivalent = 5000dr.

*Djin's Fire Missiles will be cast in the form of 5 volumes, maximum, so a full effect would be 3x 5-vol. Fire Missiles!

Djin assumes the Knightly form when fighting Water Elementals. In such a form, he stands 30' tall.

NECKSA: Lord of the Water Elementals. If bound, he will grant the Magick User the service of an Undine, one of the Moss Folk distantly related to the ancient Tree Spirits and appears as reeking, rotting swamp vegetation dripping with damp. The Undine fights 9 times for 1-6 turns as a Superior Knight of level 20 (1-20 additional points of damage when it closes for bare-hand combat or flows over fallen victims due to smothering and drowning effects) or casts up to 7 Water Spells with a PMF 50. If NECKSA himself is commanded, he will assume the form of the maximum amount of material possible for up to 1 hour.

An Undine of the Waters appears in the form of a 10' mass of reeking, rotting, swamp vegetation which oozes trickles and streams of water. It hates fires and will extinguish any present. In combat, the Undine fights as the equivalent to a Superior Knight.

Earth Elemental Lord Necksa

PMF = 55
 MKL = 22
 Spells = 3 spells/service
 Volume = 150 vol. Water
 15 vol. Water Missiles*
 Attack = As Champion Knight with PCF/55. Weapon does 1D20 extra points of damage. His weapon is a great Club trailing dripping moss. Weight = 5000 dr.

*Necksa's Water Missiles will be cast in the form of 5 volumes, maximum, so a full effect would be 3x 5-vol. Water Missiles!

Necksa assumes the Knightly form when fighting Fire Elementals. In such a form, he stands 30' tall. Otherwise, he appears as a huge, rearing wave of 150 volumes of Water.

Salamanders must be kept in a hot place when not in use, while Undines require very damp and humid quarters such as pools or swamps.

GOB and NECKSA are mortal enemies of PARALDA and DJIN, and they or their servants fight the opposing Elementals whenever possible, disregarding all commands to the contrary. Thus opposing Elementals may never be kept near each other. Since they will cancel each other in power, they destroy each other in 1 cataclysmic turn in which the force of both Elementals is felt in the area affected. Great Elementals cancel lesser servants and themselves remain diminished by 1 x maximum material.

Level VI Demons: Djinn of the Ring are giant beings. They are Arabic in dress and wear, and their favored weapons are huge Scimitars equivalent to a 2-Handed Swords of +1 magical Enchantment:

DEX = 15	Body = 175
CON = 20	Fat. = 40
STR = 23	PCF = 20
WIS = 15	PMF = 40
INT = 14	MKL = 12
BV = 15	Height = 15'
APP = 12	Weight = 3000dr.
FER = 17	CC = 15000dr.
CHA = 16	Move = 901240' per turn
ALI = 16-20	Armor = 8
	Exp. = 15000

The Djinn of the Ring fight as flaming Giants of level 10. They will grant 1-3 "Wishes" of Djinn Creation at PMF 40 when summoned, such wishes to be exercised any time within the year. If bound to an enchanted Ring of Power, they will grant 3 "Wishes" + 1 "Wish" per 4 MKL of the caster and +1 additional for each of MKL 21 and 22. If they escape, they will attempt to slay the one currently owning the Ring, but the Ring will be mysteriously lost 1-50% of the time and the Djinn will be bound to it until he recovers it, having to serve each master as the first. They know all transportation spells and all other spells to casting level/4. They will employ their magick to fulfill their tasks, but they will not accept direction as to which spells to employ in the doing of those tasks. Also, being of alignment 16-20, they are treacherous beings and will attempt to defraud their masters by hanging on the exact letter of any request. If there is any way to misinterpret the meaning of a Wish, the Djinn will find it.

Djinn are very fond of beautiful maidens (APP/20+), as enumerated in some detail in Tales of 1001 Nights. They will kidnap, ravish, and lavish with attention and rich gifts any fair damsel who catches their eye. Girls of Fair Appearance (APP/13-19) must fail an APP/CR to avoid the same treatment. Rescues of unfortunate maidens in the hands of Djinn are clearly indicated for PC missions.

In combat, Djinn suffer 1/2 damage from ordinary weapons and full damage from magical weapons. Fire does not harm them, while Magick Fire does only 1/2 damage if employed in the form of Magick Missiles. Though they wear no armor, weapons under +3 enchantment have effects as if they were clad in AC/8.

Level VII Demons: Djinn and Efreet of the Lamp. These powerful beings fight as flaming Giants of level 13 and level 14, respectively. They can cast spells like the Djinn of the Ring, but they do so at PMF 50+ at MKL/16 and also know all Spells of Illusion to the Ninth Circle. Upon escape, the same conditions apply to them as to the Djinn of the Ring. On occasion a silver or brass bottle stoppered with True Lead is used as a container in place of a silver or brass lamp.

Djinn of the Lamp and Efreet like to create the Illusion of being truly huge in size, often appearing as towering giants 50' to 100' in height. Even one who sees through the illusion and knows the Djinn/Efreet to be around 15' tall is still struck by the impression that the creature should be towering far overhead!

In combat, Djinn suffer 1/2 damage from ordinary weapons and full damage from magical weapons. Fire does not harm them, while Magick Fire does only 1/3 damage if employed in the form of Magick Missiles. Though they wear no armor, weapons under +4 enchantment have effects as if they were clad in AC/9.

Djinn of the Lamp

Body = 190
 Fat. = 45
 PMF = 50
 MKL = 16
 PCF = 24
 Exp. = 17500

Efreet

Body = 200
 Fat. = 45
 PMF = 50
 MKL = 16
 PCF = 27
 Exp. = 17500

Level VIII Demons: "Chevaliers de l'Enfer" or Demons of great power but having no title are able to fight as Mighty Knights of Level 15, with a body of 150 points, height of 8', and weight of 750 dr. They are sometimes winged and fly at 350 ft/turn. They know all Black Magick spells, spells of Command to 8th Circle, all Spells of Detection, Arcane Gate, Arcane Clairaudience, and Arcane Clairvoyance. They will perform one service up to 3 hours' duration and cast 3 spells on behalf of the Magick User at PMF 40-50 at MKL/14-16. After 3 hours, they must depart and cannot be summoned by the same person for 7 days. They cannot be "bound," however, unless a Cleric is in the protective Circle and pronounces an Exorcism during the binding ceremony. A Demon so bound will be sealed in a silver flask and the flask Cursed and flung into the ocean to be lost for 1-100 years. Whoever opens the bottle will be attacked instantly by the enraged Demon. Some of the Chevaliers de l'Enfer are:

Agraes	Ayperos	Loray	Gusoyn
El A'aswer	Narbes	Bathim	Valefor
Botis	Orias	Pruslas	Abigar
Nuberos	Forate		

The Knights of Hell are the myriads of Demons in the Legions of Satan. While very powerful, they do not have anything in the way of important positions in the Hellish Kingdom-- but mortals would do well to address them as 'Lord' out of 'courtesy'. These demons are clearly demonic in appearance and will cause PANIC, so Characters must make a FER CR-5 whenever within 50' of them (checked each turn).

When fighting lesser Demons, they suffer 1/2 damage. The same is true when fighting Undead or other Legendary Monsters and Beasts. Ordinary weapons cannot harm them, nor can fire.

Magical weapons under +5 do 1/2 damage, as does Magick Fire. Magical weapons of +5 or better do full damage. They and all higher Demons have FER/20.

DEX = 20	Body = 150
CON = 20	Fat. = 3 hours
STR = 23	PCF = 25
WIS = 18	PMF = 40-50
INT = 18	MKL = 14-16
BV = 14	Height = 8'
APP = 1	Weight = 750dr.
FER = 20	CC = 3750dr.
CHA = 24*	Move = 60/180
ALI = 20	Armor = 10
	Exp. = 20000

*For those of 'Evil' nature; CHA = 9 otherwise.

Level IX Demons: "The Fallen Angels" are Demons of immense power and are able to fight as Mighty Knights of level 20 with maximum superhuman strength levels. They are always winged and fly at 700 ft/turn. They know all Black Magick Spells, Ancient Lore to level 8, spells of Command to 9th Circle, Illusions to 8th Circle, all Spells of Detection, Arcane Gate, Arcane Clairaudience, Arcane Clairvoyance, and Communicate (which they use to converse with the Covens under their protection). They will perform 1 service or teach 1 spell, and cannot remain more than 30 minutes in the world. They may be "bound" in the same way as Level VIII Demons. Each has an "attribute" or purpose and will only perform a service that fits its duty. Direct action (i.e.: force) is ruled out unless they are attacked, but they will cast up to 3 spells at PMF 50+, with targeting boosted +10%. Some of the very numerous host are:

Azael = Corruption	Tezazith = Insanity
Zemunin = Prostitution	Cardiacus = Melancholy
Isheth = Plagues	Churreyls = Treachery
Bes = Nightmares	Xezbeth = Lies
Sanemmal = Poison	Zaebos = Pride
Baphomet = Homosexuality	Satorus = Anger
Fesre = Filth	Asmoneus = Lechery
Anaitis = Seducing Virgins	Zifher = Gluttony
Tlazol = Illicit Passions	Persan = Envy
Baclum-Chaam = Deception	Buer = Sloth
Clual = Lust	Palgo = migrane
Kauas = Disharmony	Mannos = Avarice
Shabriri = Blindness	
Rachiel	Incubi
Sachiel	Tulpus = Seducers of Women
Sarabotos = Patrons of Witches	Embiaties
Abalidot	Succubi = Seducers of Men
Flaef	Hyphiate
Lilith = Seducer of the Holy Man	

Clearly, if a Magick User wants to call down a curse upon someone, the "Fallen Angels" are the ones to deliver the desired results. Needless to say, dealing with such evil Demons is grounds for Excommunication and the stake unless done to confound the forces of Chaos.

DEX = 21	Body = 125
CON = 21	Fat. = 30 min.
STR = 23	PCF = 25
WIS = 20	PMF = 40-50
INT = 19	MKL = 14-16
BV = 18	Height = 8'
APP = 1 or 22*	Weight = 750dr.
FER = 20	CC = 5000dr.
CHA = 25**	Move = 60/180
ALI = 20	Armor = 10
	Exp. = 25000

*These Demons can change shape to appear human, often very attractive. It is a form of Illusion, and TRUE SIGHT reveals them to the beholder. Others are subject to the CR roll, but a save against an 8th Circle Illusion is also possible, and though the CR succeeded, a person who saves will be 'uneasy' about the beauty/handsomeness and will react accordingly.

**The Charisma is an Illusion, treated like the APP CR and halved if one sees through it, unless of Evil nature.

Level X Demons: The "Powers" are among the highest ranking Demons Hell next to Lucifer himself, and as such they have the ability to cast spells of all types up to level 10 at PMF 50+, and target on all creatures at a minimum 50%. They are always winged and fly at 1000 ft/turn. There is no real purpose giving data about their fighting ability as they can overwhelm any mortal with ease. They can sustain up to 250 points of damage from Magick before being driven back to the Infernal Regions. They will not normally cast spells directly unless the Summoning is interrupted by outsiders, but they will "advise and instruct" those who dared to call upon them if "commanded" to do so. The chance of direct action (the casting of a spell) is 5% + 1% per MKL of the summoner.

DEX = 22	Body = 250
CON = 22	Fat. = 30 min.
STR = 24	PCF = 25
WIS = 21	PMF = 50+
INT = 20	MKL = 18
BV = 19	Height = 8' to 20'
APP = 1 or 22*	Weight = 2000dr.
FER = 20	CC = 10000dr.
CHA = 26**	Move = 60/240
ALI = 20	Armor = 10
	Exp. = 35000

*These Demons can change form, as described for Fallen Angels, with the Illusion at 9th Circle.

**The Charisma is real.

The "Powers" are:

BALL: appearing as a King with a human or toad or cat-head and speaking in a hoarse voice. He will teach any spell to the summoner at -3 BMR up to level 7.

AGARES: appearing as a handsome old Duke riding on a crocodile, with a goshawk on his right wrist. He makes those who run stand still, brings back runaways, teaches all languages, and causes earthquakes of 5 x normal intensity.

VASSAGO: appearing as a Prince or Duke in the form of a handsome old man of goodly nature. He declares things past and present and finds all things lost.

GAMGYN: appearing as a Marquis, but first in the guise of a horse or ass before he changes shape. He summons the souls of drowned men or souls in Purgatory who will reply to 3 questions truthfully, and 1-3 men may be summoned. He teaches Alchemists so well that they may reduce the time to learn or perform a projected Alchemetical operation by 10% to 60%.

MARBAS: appearing as a mighty lion, then in the shape of a man (a president of a great guild.) He answers truly about things hidden or secret, causes or cures disease, teaches mechanic skills to Mechanicians, or changes men into various shapes.

BARBATOS: a great Count and Duke who appears when the sun is in Sagittarius with three companies of troops which, on 1-20%, he will loan for 1 day (each of the companies is 500 Demonic Warriors strong). He reveals treasures concealed by any enchantment and reconciles friends who have quarreled or those in power. His cause is the cause of great Kings and Barons, and he resents summoning by lesser mortals.

PAIMON: a great King obedient to Lucifer who appears crowned on a dromedary, preceded by musicians and heralds. He teaches all sciences, arts, etc., and makes men subject to the Magician (summoner may have one chance at 1-20% of receiving a permanent bonus to enhancement of targeting of +10%). He provides Hex Masters with good cat Familiars so that they fight as lions despite their small size and sustain 75 points of damage.

LERAJIE: a powerful Marquis appearing in the likeness of an archer in green and bearing a bow and quiver. He occasions battles and causes all wounds gained therein to putrefy and heal in twice the time.

ELIGOR: a great Duke appearing as a goodly Knight with lance and scepter. He causes wars, marshals armies, and procures favors from Lords and Knights (summoner will gain 1 Favor from any man not his declared enemy).

RATHIN: a great Duke appearing as a strong man with a serpent's tail and riding upon a pale horse. He knows the virtues of all herbs and precious stones, and will tell men exactly where to find them. He also transports up to 21 men swiftly from one country to another, and back again if desired.

IPOS: a mighty Earl and prince appearing as an angel with a lion's head, the webbed feet of a goose, and a hare's tail. He imparts wit and courage, so that men may speak with biting wit and insight without fearing to speak at all, a "must" for all jesters and loyal advisors. (Summoner will gain 1 Bardic Voice point once from IPOS.)

AINI: a powerful Duke appearing in the form of a handsome body on which sits the head of a serpent, a man with two stars on the forehead, and a cat, riding on a viper and carrying a blazing firebrand which spreads destruction. He reveals secrets and all private matters, and imparts cunning to plotters who would divide good friends.

GLASYALABOLAS: an influential President appearing in the form of a dog with wings of a griffin. He teaches all arts and sciences instantly (1 spell), incites men to do bloodshed, is the patron of all homicides, and makes men invisible.

ASTOROTH: a great Duke appearing as a beautiful angel on a dragon, with a viper in his right hand and having foul breath. He answers truly about past and present and the Hierarchy of Hell. He must be consulted before any other Demon of Level X or XI is summoned or will be unable to "command" any Demon of Level IX or higher.

FURUR: a great Earl appearing as a hart with a fiery tail, but changing into an angel with a hoarse voice when "commanded." He raises thunder, lightning, and all manner of great winds. All Elementals of the Air serve him and will do his bidding.

MALPAS: a lordly President appearing as a crow but changing to human form. He brings Master Artificers swiftly from all parts of the world, and he destroys the desires and thoughts of enemies (-2 on morale checks for one battle in any given year).

SABNACK: a powerful Marquis appearing as an armed soldier with a lion's head and riding a pale horse. He builds towers, camps, and cities, and fortifies same. Treat as 7 Djinn of the Lamp when performing such feats. He will be summoned only once by any Magick User.

FLAUROS: a mighty Duke appearing as a terrible leopard but changing to a man with fiery eyes and terrifying countenance. He will command his subordinate, Djinn, to grant the use of a Salamander for a year end a day, with 1 service per day. However, at the end of that time, there is a 33% chance the Salamander will return in 1-3 months to destroy 1/2 of the possessions of the Magick User.

CIMERIES: a great Marquis appearing as a valet soldier on a black horse. He rules the spirits and parts of Africa and teaches

grammar, logic, and rhetoric so that men gain 1-20 status points when seeking influence during the following 1-6 months.

OSE: an influential President who appears as a leopard but changes to human form. He gives skill in the sciences. He also can change men into any shape the summoner wants, and he who is changed does not know it. He can also reduce men to insanity so that they will believe for one hour that they are the person the summoner desires them to believe they are.

ZAZEN: a mighty King and President appearing as a bull with the wings of a griffin but changing to human form. He can change blood to oil, oil to water, wine to water or blood, the products all being at full enchantment (1-100 doses). He will also change any metal to 1000 x 1-6 GP (1-25%), SP (21-85%), or CP (86-100%). Lastly, he can make fool's wise: re-roll Wisdom (only once per character).

AMDUSCIS: a powerful Duke appearing as a Unicorn but changing to human shape on request. He causes all manner of musical instruments to be heard and not seen and may teach The Lyre of Apollo and The Pipes of Pan to an Enchanter. He may also make trees fall to the limit of his range.

SEERE: a mighty Prince appearing as a handsome man on a winged horse. He may perform Djinn Creation, transport anyone or anything to any place, instantly. He discovers all thefts, the identity of the thief, and the current location of the criminal. He is indifferently good or bad end will do the will of the Magick User without treachery the first time he is summoned.

Level XI Demons: The "Principalities" are the ranking Demons in the Hellish Host, led by Lucifer himself. Their sub-commanders are "Powers", and their unit Captains are all "Fallen Angels". Their powers are, by mortal standards, almost unlimited; and they can cast spells up to level 11 at PMF 50+ at MK/19 and target at a minimum 60%. They can take up to 350 points of damage from Magick before being returned to the Infernal Regions. Like the "Powers," they will not normally cast spells but will "advise and instruct" those who dared to summon them. The "Principalities" are:

BELIAL: a Prince and King first after Lucifer, appearing as a beautiful angel in a fiery chariot and speaking in a pleasant voice. He will not remain one hour in the world if not constrained by divine power. He distributes preferences for government positions and causes favors of friends and foes (recipient receives 3 favors as a superior in status to person requested). He provides excellent Familiars, cats who fight as Were-Tigers and sustain 100 points of damage. He is the Commander of the Demonic Cohorts, and to him all must come for permission to levy the Legions of Hell, then command:

ZIMIMAR: King of the North, from whom armies must be sought for battle in the northern reaches of the land.

GORSON: King of the South, from whom armies must be sought for battle in the south.

AMAYMON: King of the East, from whom armies must be sought for battle in the east.

GOAP: King of the West, from whom armies must be sought for battle in the west.

The Demonic Host is composed of 2400 Legions under the command of four Kings above. Once they have been consulted, they will refer you to their sub-commanders, who once again must be "commanded" to give assistance, only with a 45% chance of success. The troops that will appear at the appointed time are given for each hour of the day or night:

"Hours of the Day"

Time	Commander	Troops
1st	Semaël	400 Type "A" & 100 Type "B"
2nd	Aneël	300 Type "A" & 200 Type "B"
3rd	Vegueniel	200 Type "A" & 300 Type "B"
4th	Vachniel	300 Type "B" & 200 Type "C"
5th	Sezquiel	200 Type "B" & 300 Type "C"
6th	Samil	100 Type "B" & 400 Type "C"
7th	Barginiel	200 Type "B" & 300 Type "C"
8th	Osgeebiel	300 Type "B" & 200 Type "C"
9th	Vadriel	400 Type "B" & 100 Type "C"
10th	Oriel	500 Type "A" & 500 Type "B"
11th	Bariel	500 Type "A" & 5500 Type "B"
12th	Baratiel	1000 Type "A" & 1000 Type "B"

"Hours of the Night"

Time	Commander	Troops
1st	Gamiel	400 Type "C"
2nd	Ferris	300 Type "C"
3rd	Sarguemich	200 Type "C"
4th	jefieche	300 Type "B"
5th	Abaederhon	400 Type "B"
6th	Zeazonesh	500 Type "A"
7th	Mendion	400 Type "A"
8th	Nercoriel	300 Type "A"
9th	Necoriel	200 Type "A"
10th	Jusquerin	300 Type "A"
11th	Darderial	400 Type "B"
12th	Serindiel	500 Type "B"

For each commander consulted, reduce the chance of success by -5%. The cost of the troops is HAI pay/per day for each hour in the field, payable in advance. There is a 20% chance that the troops will not arrive in any given hour. The date the troops are to be used must be set, with a leeway of 1-10 days either way. No refunds! The troops appear on the phase previous to their "hour"

one normal move anywhere behind the battlelines of the summoner's side.

The Kings of the Four Corners of the Earth may also be consulted directly with respect to the hiring of individual Demonic Warriors. There is a flat 75% chance that the King will agree and refer the summoner to one of his Generals. The General will agree 60% of the time to hire out 1-20 of his Demonic Warriors for 1-3 days:

1-25%	Type A "Mighty Knight" of level 5-14, pay at 25 GP + 1 GP per level per day.
26-50%	Type B "Superior Knight" of level 5-14, pay at 20 GP + 1 GP per level per day.
51-75%	Type C "Average Knight" of level 5-14, pay at 15 GP + 1 GP per level per day.
76-100%	Type D "Sergeant" of level 5-14, pay at 10 GP + 1 GP per level per day.

Demonic Warriors sustain the same amount of damage as mortals, but only 1/2 damage is inflicted by ordinary weapons and magical weapons under +3. Anyone meeting with such troops instantly checks morale upon sighting them, with the exception of Necromancers and Clerics, who treat them as Wights. Mortals who slay such creatures receive 150% of the experience bonus for slaying equivalent humans. Such Demons may cast 7 spells up to the 3rd level as well, in each day.

The one hitch is that the number of Demons that will be hired out is fixed randomly. If troops are requested, the summoner must pay for the number provided and in advance. If he does not, the General will take the balance owed on credit, at 20% interest per week. If not paid within a year and a day, or if the character is slain before discharging the debt, his soul is forfeit!

LUCIFER, PRINCE OF DARKNESS: Anyone daring to summon this mightiest of the infernal host runs grave risks but also stands to profit mightily. Lucifer is the Master of Lies, the Lord of Cunning, and the Champion of Evil. He will use every turn of the phrase, every hesitation, every weakness of the summoner to turn the tables on him. However, if he is dealing with a true Chaotic, he will "seal" the soul of the summoner to himself and grant his servant great power in the world. He will place the "Witchmark" on the shoulder of his servant, give him a Familiar, and direct him to the nearest evil Coven of Witches. He will also assign a Demon to guard his servant, usually a "Mighty Knight" of level 9-14. However, in return, he will demand blood sacrifices and evil deeds in abundance, granting one request for knowledge per Black Sabbath in which the servant attends Black Mass. The servant will prosper materially, gaining 1-10 times his normal income each day. However, in 1-7 years, Lucifer will appear to collect the soul of his servant as payment.

Those who do not wish to enter into a formal "contract" with the Prince of Darkness have to "Command" the Demonic Lord to obtain information or material assistance. If a summoner offers up his soul, however, he will gain the favor of Lucifer instantly. Needless to say, he will be burned at the stake for every offense against God and Canon law if the Church authorities ever catch up to him. Characters with Alignment 1-7 will not make such an attempt to enter into a formal relationship.

If one does wish to fire at him, he has a body of 500 and can fight as a Principality, but the appearance of a Holy Sword will send him packing, as will HOLY WORDS and EXORCISMS (He cannot stand the very sounds of words of Scripture or Church rites and leaves before the ceremony ends). No experience award, but resisting his blandishments reduce -1D3 Alignment (min. ALI/1, however). A Cleric successful in a direct confrontation adds +10 Status points (once in his career).



Demons are a necessary and important part of full fantasy gaming,

as they occupy a special place in the literature and tradition as the Ultimate Enemies of Mankind. But they are all powerful beings--so much so that the average PC will often be entirely overmatched by them. This means that Demons have to be treated with an eye to a long-range perspective of the campaign- - in which the PCs have a continuing part to play. In short, Demons should not be used as monstrous killing mechanisms, but rather as great forces which have an effect on the lives and goals of the Player Characters.

The Great Demons, the full subjects of Hell, are immortal and cannot be killed, only banished from this Plane of Existence for a time until they recover their powers and can reopen the Gate Between Worlds. This gives them a peculiar attitude toward mortals and events in the world of men. First of all, they have an immensely inflated opinion of their own powers. This is combined with a great contempt for the ability of mortals to oppose them seriously. Thus, they underestimate their Player Character adversaries and often do not follow through to be certain that a PC has been permanently eliminated.

The Great Demons are necessarily made immensely powerful in gaming terms. They have to be if Players are to take them seriously. At the same time, the Great Demons can easily wipe out most PC adversaries. But there is a balance in the Cosmic Game: SOMETHING is there which acts to protect men of good heart so that they do not quite perish. They seem to be defeated utterly, and yet they rise up and confront the Evil again and again. This is the true Heroic Tradition. Thus all PC Heroes will be deemed to survive a slaying at the hands of a Great Demon if they roll their resurrection percentages. No form of Clerical miracle is needed here. It is a matter for a Higher Power to decide. All the PC knows is that the Demon seemed to be tearing him apart when the 'lights went out'. Then he awakes a few minutes or hours later to find he is battered but alive!

Also, the Great Demons have a view which spans thousands of years and do not see the events of an infinitesimal moment in their long lives to be of particular importance. Thus they do not take the time to make sure of their mortal opponents. The fact is that the Great Demons make mistakes! They may, for example, incapacitate PC opponents and place them in difficult circumstances as their form of sadistic joke. Thus a PC defeated by a Great Demon might find he is banished to a copper mine in the desert somewhere, chained and naked except for a loin cloth. Or he might awake to find himself chained to an oar in a galley. He might even be allowed to remain in his present situation, the Demon being so sure of himself that he feels he can permit the foolish mortal to live and suffer in the knowledge that he is totally helpless against the Power of Hell. The Demon is playing with his toys; and a PC worth his salt will try to demonstrate that the Heroes of Men cannot be toyed with. From a long-term point of view, this form of adventure gaming is filled with opportunities.

The Lesser Demons are mortal and can be killed. Thus Gargoyles, Imps, Balrogs, Djinn, and Efreet have a slightly more cautious view of men. Put bluntly, the Lower Demons know they can be killed, and thus they may tend to play for keeps on principle. In their case, a slaying of a PC Hero is subject to a WIS CR on their part. If they fail the WIS CR, the Hero is given the chance for a Divine Intervention in the form of a resurrection roll. Also, the Lesser Demon might choose to 'play with his toys' because of an over-inflated sense of his power-- showing much the same contempt as his more powerful superiors. Thus a Hero might, again, be spared to have a return bout with his Demonic adversary.

NPCs are not subject to the above considerations. In the game, they are the victims of Evil which the Heroes are attempting to defeat and act as a spur to the courage of PCs to find a solution to the problem.

Some GameMasters might object to this seeming intervention in the natural course of events. However, C&S is a game, and it attempts to simulate the events that occur in a fantasy adventure fully in the tradition. In the literature, Heroes survive certain death repeatedly, where lesser men perish. There is no way to simulate this FATE factor in a combat or magick system without distorting the system. But the outcome can be altered. This is our solution to the problem of confronting the PCs with almost impossible odds against them, yet permitting survival of a Character even if he is defeated.

Weaponsmithing

Weaponsmiths work at their level of competence; a Weaponsmith will devote most of his time to making the best items he can, and not to making items that could also be built by lower level Weaponsmiths. In other words, it is assumed that Weaponsmiths of MKL 4 are the only ones making +3 weapons; those of lower levels do not have the ability, and those of higher levels have better things to do with their time.

The process as given in the final column are considerably larger than the costs. This is because the buyer is not, in most cases, the first owner of an item; transportation costs and profits act to increase the price substantially. A fivefold increase is, admittedly, somewhat arbitrary, but if we err, it is on the conservative side. If a character wished to avoid the listed costs (and incidentally, the listed availability) he could commission the item direct from the source, simply by finding the correct level Weaponsmith (who would need to be free at the time and not in the middle of some three or four year enchantment), successfully influencing him (and his patron or lord, if he is a commoner working for a feudal lord), paying him in advance, and then waiting the requisite time. This system works fine when ordering a weapon for a five year old son to use when he is knighted; it has its

limitations if one needs the weapon right now.

It is also very unlikely that an ego sword would consent to being sold to anyone with the money; likewise, it is doubtful that this same sword would care if a person the sword approves of has enough money to pay the Guild price to the current owner, whom the sword already dislikes enough to leave. Prices for these weapons are given essentially for their 'Gosh, Wow' value; a proper price for one might well be and s Kingdom, if the kingdom is big enough.

Availability of magical weapons is a function of their Power. The rarer a weapon, the greater its Power because the amount of time and single minded effort that goes into their forging is often more than a Weaponsmith is prepared to devote. Weapons of Power are the magnus opus of a Weaponsmith, the epitome of his skill and art, and he seldom forges more than one or two in a lifetime for some Great Purpose Most of his work is with +1 to +3 armaments. When using the availability probabilities, note that some values are less than 1%, For instance, there is only a 0.1% chance for a +10 Knight's Broadsword. In other words, a 1% must be rolled on 1d100; then a second roll must be on the 1d100. If the sword is to have special properties - for example, a flaming weapon - then the second roll is multiplied by the multiplier given: 10% x 0.1 = 1% chance on the second roll of a Flaming +10 Sword.

Costs Of Enchanting Various Items

Item	Temper (no. of doses)	Time (weeks)	Cost (SP)
+1 Arrow	0.1	0.05	119
+1 Weapon	3	3	897
-1 Armor	3	2	658
+2 Weapon	5	5	1640
-1 Shield	2	1	376
-1 Helm	1	1	328
+2 Arrow	0.2	0.1	60
+1 Bow	5	5	1640
+3 Weapon	14	14	5054
+3 Arrow	0.3	1.75 days	123
-2 Armor	6	5	1851
+2 Bow	7	7	2527
-2 Shield	4	4	1580
-2 Helm	2	4	1490
-3 Armor	9	7	3091
-3 Shield	6	5	2364
-3 Helm	3	5	2232
+4 Arrow	0.4	0.5	261
+4 Weapon	22	22	10956
+3 Bow	14	14	6972
-4 Armor	12	14	7376
-4 Shield	8	10	5586
+5 Arrow	0.5	0.75	484
-4 Helm	4	10	5418
+5 Weapon	28	28	16884
+4 Bow	21	21	12663
+6 Arrow	0.6	1.75	1074
+5 Bow	52	52	33176
+6 Weapon	59	59	37642
Flaming Weapon	52	52	34,996
+7 Arrow	0.7	5.2	3554
Ego Weapon	52	52	36812
+6 Bow	156	156	115908
+7 Weapon	163	163	121109
-5 Armor	15	21	16815
-4 Shield	10	16	13310
-5 Helm	5	16	13095
+8 Arrow	0.8	10.4	8552
+7 Bow	260	260	229580
+8 Weapon	267	267	235761
+9 Arrow	0.9	15.6	13208
+9 Weapon	371	371	240580
Dancing Weapon	156	156	2204000
Bow of Distance	156	156	143208
+10 Weapon	527	527	502231
Bane Weapon	156	156	2379000
Vorpal Blade	156	156	2466000
Bow of Unerring Aim	260	260	256880
Holy Weapon	364	364	5754000

Missile Weapon Costs & Prices

Weapon Type	Cost of production (GP)	Availability	Maximum Price (GP)
+1 Arrow/Quarrel	4.75	85%*	6
+2 Arrow/Quarrel	2.40	40%***	16
+3 Arrow/Quarrel	4.90	15%	28
+4 Arrow/Quarrel	12.00	05%	60
+5 Arrow/Quarrel	19.40	03%	88
+6 Arrow/Quarrel	43.00	01%	200

+7 Arrow/Quarrel	142.00	0.1%	710
+8 Arrow/Quarrel	342.00	0.1%	1710
+9 Arrow/quarrel	528.00	0.1%	2640
+1 Longbow	108.00	70%	400
+2 Longbow	138.50	35%	680
+3 Longbow	318.00	20%	1590
+4 Longbow	551.00	08%	2760
+5 Longbow	1374.00	04%	6865
+6 Longbow	4689.00	01%	25790
+7 Longbow	9245.00	0.1%	46225
Longbow of Distance	+5728.00	x 0.01	+28640
Longbow of Unerring Aim	+10275.00	x 0.01	+51375
+1 Heavy Crossbow	221.00	40%	665
+2 Heavy Crossbow	213.00	15%	1065
+3 Heavy Crossbow	374.00	05%	1870
+4 Heavy Crossbow	600.00	03%	3000
+5 Heavy Crossbow	1422.00	02%	7110
+6 Heavy Crossbow	4735.00	01%	26040
+7 Heavy Crossbow	9276.00	0.1%	55656
Crossbow of Distance	+5728.00	x 0.01	+28640
Crossbow of Unerring Aim	+10275.00	x 0.01	+51375

* 1d20 +1 Arrows or Quarrels will be available for sale.

** 1d6 +2 Arrows or Quarrels will be available for sale.

Arrows and Quarrels fashioned and enchanted in this list are made of Elven yew and steel for a 1, +2, and +3 missiles. Elven yew and Star of Iron are used in missiles of +4 and higher. Prices are given per arrow or crossbow quarrel, as are costs of producing them.

Bows are fashioned out of Elvish yew. Also, to draw a bow eight magical properties requires additional Strength and/or Dexterity. Each (+) value also increases Bash probabilities by +3%.

Crossbows are fashioned out of Elvish yew and steel. Each (+) value also increases Bash probabilities by +4%. Only characters who specialized in the Heavy Crossbow as a favorite weapon may employ it ; the weapon does require special skill to operate and maintain it efficiently. Such characters tend to be mercenary men-at-arms.

Bow/Crossbow of Distance is a longbow or crossbow which has the extraordinary magical property of propelling a magical arrow much farther than would be possible otherwise. The additional distance is a function of both the arrow being fired and the magical bonus of the bow. For example, a +6 Bow of Distance fires a +5 arrow. The range is $(6 + 5)/2 = 5.5$ Times the range of an ordinary Longbow. The Bowman must, of course, possess excellent eyesight and has to see the target to hit at such long range. Note that there are no bonuses to hit probabilities when the bow is used to develop extended ranges, but full damage and bash bonuses apply. Within normal ranges , the arrow would have +5 bonuses to hit.

Bow/Crossbow of Unerring Aim is a longbow or crossbow which has the extraordinary magical property of propelling a magical arrow with special accuracy. The hit probability can receive up to a +7 bonus, depending upon the characteristics of the bow, in addition to any magical bonuses for the arrows used. Even more significant, the weapon will have an increased chance of scoring a critical hit to a target struck by the arrow. The Critical Hit Multiplier is found by adding the magick bonus of the bow to that of the arrow, dividing by 2 and then multiplying the result times the basic critical hit probability of the weapon. For instance, a +6 bow and a +2 arrow have a $(6 + 2)/2 = 4$ times the critical hit chances of a normal weapon and arrow. In the case of normal arrows fired by a bow/crossbow of Unerring Accuracy, add 0 (arrow bonus) to the magical bonus of the bow, divide by 2, etc. Such weapons can be employed only by characters who have specialized in their use as a favorite weapon.

Arrows/Quarrels of Bane may be fashioned in the following manner. A quantity of magical materials from the creature to be slain must be worked into the missile. Then it must be enchanted as for a Bow/Crossbow of Unerring Aim. (Cost = cost of missile + 25% of cost of a Bow/Crossbow of Unerring Aim; same for prices for customers). Such a Bane will function as if fired from a Bow/Crossbow of Unerring Aim even if only an ordinary bow or crossbow is used. Its damage effect are automatically critical if it strikes home, with no glancing blow possible. Further, unless it is removed from the victim (10% chance per turn of being pulled out or knocked loose, unless cut free by a Physician performing surgery), twice the (+) value of the arrow or quarrel in damage points will be delivered to the body each turn it remains buried. Most significant, if fired from a Bow/Crossbow of Distance, the arrow will permit the bonuses of both the bow and the arrow to be added, etc., to provide a hit probability bonus, even if the victim is beyond normal range. Banes are normally fashioned to slay monsters. In lawful society a Bane against Trolls or Giants or WereWolves is regarded as quite fitting and proper; however, a Bane against a Kindred Race (Men/ Elves/Dwarves/Hobbits) is akin to undeclared war against an entire race and will be viewed very dimly indeed! Further, in the latter case, usually only a particular individual will have the Bane enchanted against him.

Availability of magical bows, arrows, etc. may appear rather common to the passing glance. However, it should be noted that

the percentage refer to the chance of acquiring a weapon from a Weaponsmith, Such Mage-Armourers are not commonly encountered, unlike the normal variety of armourer. Rarity thus becomes more likely. Further, in the open market, all likelihood of discovering a weapon for sale are halved in major population regions and are quartered in less populated region, with only +1 to +3 weapons being available. In the end, it will be the Game Master who decides upon the availability of a given weapon. If he desires them to be more common, he will adjust chances accordingly. If he desires them to be rare, again he will act accordingly. Such matters are vital to the whole course and balance of game play, and thus, the Game Master should be the final authority on the matter, not printed random probability tables which cannot anticipate the needs and attitudes of every Game Master.

Melee Weapon Costs & Prices

Weapon Type	Cost of production (GP)	Availability	Maximum Price (GP)
+1 Knights Sword	210	60%	500
+2 Knights Sword	180	30%	1000
+3 Knights Sword	270	15%	1500
+4 Knights Sword	515	05%	3000
+5 Knights Sword	755	02%	5000
+6 Knights Sword	1635	02%	10000
+7 Knights Sword	4975	01%	25000
+8 Knights Sword	9570	0.1%	50000
+9 Knights Sword	13762	0.1%	75000
+10 Knights Sword	20230	0.1%	100000
+1 2-Handed Sword*	331	35%	800
+2 2-Handed Sword	255	20%	1250
+3 2-Handed Sword	310	10%	1 50
+4 2-Handed Sword**	550	05%	3500
+5 2-Handed Sword	780	01%	6000
+1 Flail***	325	40%	600
+2 Flail	245	20%	1100
+3 Flail	305	15%	1500

Special Qualities for Weapons

Flaming Weapon	+1400	x0.1	+7000
Ego Sword	+1470	x0.05	+7500
Dancing Sword	+88160	x0.01	+400000
Returning Weapon	+44080	x0.01	+200000
Vorpall Blade	+98640	x0.01	+425000
Holy Sword	+230170	x0.001	+1100000
+ Alchemetical Ruby	+20000	x0.1	+100000
+ Cabbalist Runes		x0.1	

* Also 2-Handed Battle Axe or Nordic Broad Axe, Halberd and Lance of +1 to +5.

** Dwarvish or Nordic War Hammer, Norman War Axe, Mace, Flail, Morning Star, Bastard Sword, Falchions and Chivalric War Hammers of +4 or +5.

*** Also Dwarvish or Nordic War Hammer, Norman War Axe, Mace, War Hammer, Morning Star, Bastard Sword, and Falchion of +1 to +3. See note (**) for +4 and +5 weapons.

Note also that Barbarian Longswords (+1 to +10) are the same in cost and price as Knights swords. Scimitars (+1 to +5) are at 2/3 of the knights sword cost but sell at the same price. Shortswords (+1 to +5) are at 1/2 the costs and prices of knights swords. Daggers (+1 to +5) are at 1/4 the costs and prices of knights swords. Light swords compare to scimitars.

Armor Costs & Prices

Armor Type	Cost of production (GP)	Availability	Maximum Price (GP)
-1 Chainmail Shirt	700	60%	800
-2 Chainmail Shirt	330	25%	1200
-3 Chainmail Shirt	300	10%	1600
-4 Chainmail Shirt	440	05%	2200
-5 Chainmail Shirt	820	02%	4000
-1 Chain Hauberk	1100	60%	1200
-2 Chain Hauberk	485	20%	1750
-3 Chain Hauberk	410	05%	2500
-4 Chain Hauberk	530	02%	4000
-5 Chain Hauberk	910	01%	6000
-1 Superior Hauberk	1380	60%	1550
-2 Superior Hauberk	590	15%	2250
-3 Superior Hauberk	480	05%	3000
-4 Superior Hauberk	590	02%	5000
-5 Superior Hauberk	970	01%	7500
-1 Platemail Armor	1665	40%	1800
-2 Platemail Armor	720	10%	2500
-3 Platemail Armor	590	05%	3600
-4 Platemail Armor	690	02%	6000
-5 Platemail Armor	1100	01%	9000
-1 Plate Armor	2110	30%	2300

-2 Plate Armor	930	07%	3250
-3 Plate Armor	760	03%	4650
-4 Plate Armor	860	02%	7500
-5 Plate Armor	1320	01%	10750
-1 Heavy Shield	145	75%	240
-2 Heavy Shield	130	40%	500
-3 Heavy Shield	145	20%	750
-4 Heavy Shield	260	05%	1400
-5 Heavy Shield	570	01%	2800
-1 Bascinet Helm	80	40%	120
-2 Bascinet Helm	85	15%	360
-3 Bascinet Helm	115	08%	560
-4 Bascinet Helm	235	05%	1200
-5 Bascinet Helm	545	01%	2500

Costs of Armour are based upon a standard character of 160 dr. weight. Larger characters require proportionately more armor, and costs and sales prices are also increased in proportion. For example, a 200 dr. maxi would need armour 200/160 = 1.25 more extensive. This increases costs and price by 125%. Similarly, smaller characters need proportionately less armor and costs are accordingly reduced in proportion.

Availability is assumed for the size of the character asking, to avoid complications. Thus, if a 400 dr. Hero just happened to find a -3 hauberk in stock, it is just his size. It might be that the Weaponsmith has to make a few alterations, but it is assumed that he has the material on hand to perform the task. As in the case of weapons, armor becomes increasingly hard to find vs its protective qualities increase.

Mithril Armor will provide -7 protection. However, such armor is so rare that one should not even contemplate purchasing it on the open market. The cost would be incredible as well, requiring the resources of a kingdom to finance even the fashioning, let alone the purchase of it. If a suit of Mithril is ever found, the chances are only 1% that it will fit anyone in the party (each checks). To have it altered costs five times as much as a suit of -5 plate armor, provided that such alterations can be made downward to a person smaller than the armor was fashioned for; larger characters will have to find a Mithril mine to obtain the extra metal required to forge the additional links or plates.

Power Of Runes On Weapons & Scrolls



Weapons may have runes placed on them by Cabbalists working with a Weaponsmith or by Nordic Weaponsmiths and Mages. The following tables provide guidelines for randomly determining the chance for such Runes of Power to be inscribed on a swordblade, the power of the magical inscriptions, and the type of inscriptions.

The presence of magical runes on a blade (as opposed to mere inscriptions which have no magical powers as such) is directly related to the hit bonuses of the weapons concerned. Swords are most likely to have Runes of Power. Use the following progressions:

<u>Sword:</u>	<u>Other:</u>
+1 = 5%	+1 = 5%
+2 = 10%	+2 = 10%
+3 = 30%	+3 = 15%
+4 = 40%	+4 = 25%
+5 = 50%	+5 = 40%
+6 = 80%	+6 = 60%
+7 = 90%	+7 = 90%
+8 up = 100%	

Weapons of +5 or better may have several runic inscriptions. Ego swords always have the five spells outlined for them under Melee Weapon Costs and Prices. Others may also be present. It is up to the Game Master to decide on the number of Runes on such high level Weapons of Power (there could be one per magical increment, beginning at +5 or even more).

Scrolls and Books can also be randomly determined by using the following tables. Scrolls typically have a single spell, Books may have from 5 to 25 pages, each with a spell. Such scrolls and books can be enchanted (spells have power and may be used if they can be read correctly; but serious backfire problems can arise if failure occurs) or not; the importance or such materials to a Mage is his opportunity to learn new spells from such writings. Some protections may also, be placed on the books, in particular, to prevent unauthorized use (Mages are typically jealous of their secrets!).

Scrolls and Books may also be mere accounts of spells - explanatory, but having no magick power as such. these are good for learning a spell.

POWER OF THE CASTER

Roll 1d100 + 1/25,000 x the cost of the weapon.

Result	MKL	Concentration Level
01-12	1	2 + 1d2
13-25	2	4 + 1d6
26-37	3	9 + 1d6
38-50	4	14 + 1d6

51-62	5	10 + 1d10
63-75	6	30 + 1d10
76-87	7	40 + 1d10
88-100	8	50 + 1d25
101-112	9	75 + 1d25
113-125	10	100 + 1d25
126-137	11	125 + 1d25
138-150	12	150 + 1d50
151-167	13	200 + 1d50
168-175	14	250 + 1d50
175-187	15	300 + 1d50
188-200	16	350 + 1d50
201-212	17	400 + 1d50
213-225	18	450 + 1d50
225-237	19	500 + 1d100
238-250	20	600 + 1d100
251-270	21	700 + 1d100
271+	22	800 + 2d100

The PMF of the Caster is found by doubling the MKL and adding 1d10 to the total; a MKL 3 caster would have a PMF of 2 x3 + 1d10 or anywhere from 7 to 16.

Note that the result of 1d25 is found by 1d100/4 and retaining all fractions. Similarly, 1d50 is 1d100/2.

The Experience Level of the caster is 10,000 x Concentration Level.

NUMBER OF RUNES

Roll 1d100 + 1/25,000 x the cost of the weapon.

Result	Number of Runes
01-50	1
51-75	2
76-87	3
88-93	4
94-97	5
98-99	6
100+	roll twice and add, with 100+ indicating a reroll.

TYPE OF RUNES

Roll 1d100.

Roll	Type of Rune
-20-10	Detection
11-40	Basic Magick
41-50	Ancient Lore
51-60	Black Magick*
61-70	Command
71-80	Illusion
81-00	Protection**

* If MKU is not MKL 5 or better, reroll.

** As an Amulet of protection, except that this is a rune. Protection is only rolled once per weapon; after this result has been attained once subtract 20 from all subsequent die rolls.

PROTECTION RUNES

These are the Cabbalistic equivalent of Amulets of Protection. They have an Experience Factor equal to the Concentration Level of the casting Mage, in addition to an Age Bonus. The Age Bonus is determined by, first, rolling 1d100 on the following table:

Roll	Modifier
01-10	+0
11-25	+20
26-60	+35
61-75	+52
76-85	+70
86-93	+95
94-97	+113
98-99	+138
(1)00	+171

The Age of the Protective Rune is then determined by rolling 1d10 plus the Modifier just obtained and referring to the Power of the Caster table, the number given in the column labelled Concentration Level is the Age of the Rune. A Rune gains one Experience Factor for every five years of age.

COSTS OF RUNES

Protection Runes add 1,000 SP to the purchase price for every Experience Factor. Other Runes are priced according to the MKL of the Caster: (All costs are listed in thousands of SP)

MKL 1 = 32	MKL 12 = 74
MKL 2 = 35	MKL 13 = 78
MKL 3 = 38	MKL 14 = 83
MKL 4 = 40	MKL 15 = 87
MKL 5 = 42	MKL 16 = 91
MKL 6 = 46	MKL 17 = 95

MKL 7 = 50
 MKL 8 = 56
 MKL 9 = 62
 MKL 10 = 66
 MKL 11 = 70

MKL 18 = 98
 MKL 19 = 102
 MKL 20 = 110
 MKL 21 = 115
 MKL 22 = 125

This cost is called the Basic Cost. Every rune listed has a Multiplier which varies according to the availability of the spell and its power. The Basic Cost times the Multiplier is the amount that the particular Rune adds to the purchase price of an item.

THE RUNES

Having determined the category of the Rune, roll on each corresponding table to find the specific Rune and its cost multiplier. If the MKL of the caster is not equal to or above the given minimum, roll again for another spell in the same category. Remember: the Total Cost added to the purchase price is found by multiplying the cost of that MKL's Runes times the Cost Multiplier. Thus, a Detect Enemies Rune by an MKL 8 MKU would cost 56 x 2 or 112,000 SP.

DETECTION RUNES

Die Roll	Rune: Detect-	Cost Multiplier	MKL Minimum
01-07	Alignment	7	1
08-09	Altitude	1	1
10-12	Life	1	1
13-27	Magick	1	1
28-32	Metal	1	1
33-43	Tracks	1	1
44-46	Distance	1	1
47-57	Direction	1	1
58	Volume	1	1
59-68	Dungeon Set*	3	1
69-75	Secret Doors	1	1
76-79	Enemies	2	3
80-81	Evil	2	3
82-83	Good	2	3
84-85	Invisible Presence	2	3
86	Jewels	2	3
87-89	Poison	2	3
90-92	Old Tracks	2	3
93-95	Observation	2	3
96	ESP	3	5
97-98	Find the Path	3	5
99	See Invisible	4	7
100	Sense Hidden	4	7

* Combines detect spells for Shifting Walls, Sloping Passages, Small Traps, Suspicious Rooms, and Traps.

BASIC MAGICK RUNES

Die Roll	Rune Type	2nd Roll	Rune	Cost Mult.	MKL Min.	Combination
01-06	Rock	01-75	Wall of Rock	2	3	Cr (wall)
		76-00	Wall of Rock II	6	5	Cr, Am, Cn
07-11	Ice	01-38	Wall of Ice	3	5	Cr (wall)
		39-50	Wall of Ice II	6	5	Cr, Am, Cn
		51-88	Coating of Ice	3	5	Cr (sheet)
		89-00	Coating of Ice II	6	5	Cr, Am, Cn
12-15	Rain	01-75	Rain	1	1	Cr
		76-00	Heavy Rain	2	1	Cr, Am, Cn
16-17	Part Water	-	-	4	3	Rm, Dt, Ac
18-21	Fog	01-75	Fog	1	1	Cr
		76-00	Dense Fog	2	1	Cr, Am, Cn
22-33	Normal Fire	01-50	Ignite	1	1	Cr (spark)
		51-00	Firewall	t	t	Cr (wall)
34-52	Magick Fire	01-31	Firewall	3	5	Cr (wall)
		32-43	Firewall II	8	7	Cr, Am, In
		44-56	Fireball	8	7	Cr, Dt, Ac
		57-87	Flame Blast	3	5	Cr (beam)
		88-00	Flame Blast II	8	7	Cr, Am, In
53-66	Light	01-44	Light	1	1	Cr (sphere)
		45-66	Light II	6	5	Cr, Am
		67-78	Sunburst	17	7	Cr (wall), Am, Ac, In
		79-00	Lantern	6	5	Cr (sphere), Af, Am
67-70	Darkness	01-60	Darkness	1	1	Rm (sphere)
		61-88	Darkness II	6	5	Cr (sphere), Am
		89-00	Stygios	16	7	Rm, Air, Ac, In
71-81	Heat	01-37	Heat Area	3	5	Ci (sphere)
		38-46	Cook Area	12	11	Cr, In, Am
		47-82	Magnifying Glass	3	5	Cr (sphere)
		83-00	Magnifying Glass II	10	9	Cr, Am, Cn
82-92	Cold	01-35	Chill Area	2	3	R m (sheet)
		36-50	Freeze Area	12	11	Rm, In, Am
		51-85	Crystallize	2	3	Rm (sphere)

86-00	Crystallize II	12	11	Rm, Am, In		
93-98	Air	01-37	Air	2	3	Cr (sphere)
		38-47	Wall of Air	8	7	Cr, Cn
		48-84	Wind	2	3	Cr (beam)
		85-96	Wind II	4	7	Cr, Cn, Ac
		97-00	Tornado	16	12	Rm, Am, Dt, Cn
99-00	Gas	01-75	Gas	6	11	Cr (sphere)
		76-00	Gas II	14	13	Cr, Cn, Am

This listing does not exhaust the possibilities of Basic Magick, of course. If one wishes to add additional spells to this list, the algorithm used for determination of the Multiplier was MKL Cost times Casting Level for single spells and 2 times MKL Cost times the Highest Casting Level for combinations of 2 or 3 spells. Four times the MKL Cost x Highest Casting Level was used for combinations of four spells.

Any time that a Create Rune is rolled, either separately or as part of a combination, there is a 1-75% chance that the corresponding Remove Rune is also present: if it is present, there is no additional cost.

COMMAND RUNES

Die Roll	Rune	Cost Multiplier	MKL Minimum
01-32	Awaken	1	1
33-40	Charm Person	1	1
41-48	Sleep	1	1
49-54	Charm Small Animal	2	2
55-64	Clumsiness	2	3
65-66	Hold Small Animal	2	3
67-80	Muscle Spasm	2	3
81-84	Command Small Animal	3	5
85-88	Hold Large Animal	3	5
89-91	Command Large Animal	4	7
92	Hold Person	4	7
93-94	Summon Animal	4	7
95	Hold Monster	5	9
96-00	Roll again:		
	01-30 Berserker Rage	9	11
	31-60 Bravery	9	11
	61-68 Confusion	9	11
	69-88 Demoralization	9	11
	89-91 Hate	9	11
	92-93 Love	9	11
	94-98 Mesmerism	9	11
	99-00 Geas	20	13

ANCIENT LORE RUNES

Die Roll	2nd Roll	Rune	Cost Multiplier	MKL Minimum
01-54	01-10	Noise	2	1
	11-25	Hold Portal	2	1
	26-60	Night Vision	2	1
	61-90	Hear	2	1
	91-00	Ventriloquism	2	1
55-82	01-15	Astral Lock	4	3
	16-30	Knock	4	3
	31-65	Silence	4	3
	66-00	Farsight	4	3
83-91	01-25	Healing	8	5
	26-55	Haste	8	5
	56-60	Speed	8	5
	61-65	Growth/Diminuation	8	5
	66-95	Strength	8	5
	96-00	Water Breathing	8	5
92-97	01-50	Command Plants	12	7
	51-00	Reflection	12	7
98-00	01-75	Regeneration	25	9
	76-96	Interdimensional Labyrinth	40	11
	97	Control Weather	100	13
	98	Move Earth	100	13
	99	Super Concentration	100	13
	100	Vitality	100	13

ILLUSION RUNES

Die Roll	2nd Roll	Rune	Cost Multiplier	MKL Minimum
01-50	01-16	Blur	1	1
	17-32	Detect Illusion & Dispel I	2	1
	33-48	Wall of Fog	1	1
	49-58	Deafness	2	3
	59-64	Cloud of Dust	2	3
	65-80	Detect & Dispell Illusion II	4	3

	81-94	Dispel Fatigue	2	3
	95-00	Delusion	2	3
51-75	01-14	Trustworthiness	4	5
	15-43	Detect & Dispell Illusion III	8	5
	44-50	Diminish	4	5
	51-60	Growth	4	5
	61-80	Hallucinatory Landscape III	4	5
	81-00	Mirror Self	4	5
76-87	01-20	Hypnotic Spiral	8	7
	21-55	Detect & Dispell Illusion IV	16	7
	56-85	Hallucinatory Landscape IV	8	7
	86-00	Projected Image	8	7
88-94	01-30	Disguise	12	9
	31-50	Phantasmal Weather	12	9
	51-91	Detect & Dispell Illusion V	24	9
	92-00	Phantasmal Landscape	12	9
95-00	01-70	01-35 Shadow Forces	18	11
		36-70 Shadow Monster	18	11
		71-00 Detect & Dispel Illusion VI	36	11
	71-95	01-35 Phantom Forces	21	13
		36-70 Phantom Monsters	21	13
		71-00 Detect & Dispell Illusion VII	42	13
	96-00	Truesight & Dispel Illusion VI	48	15

BLACK MAGICK

Die	2nd	Cost	MKL	
Roll	Roll	Multiplier	Minimum	
01-54	01-40	Slow	5	5
	41-70	Cause Minor Wounds	5	5
	71-90	Weakness	5	5
	91-00	Evil Prayer	5	5
55-80	01-60	Inflict Greivous Wound	12	7
	61-90	Empathic Self Cure	12	7
	91-00	Summon Werewolf	12	7
81-94	01-50	Finger of Death	20	9
	51-00	Summon Weretiger	20	9
95-99	-	Unholy Strength	30	11
00	-	Evil Eye	30	11

Magical Items

Clingfire Liquid

This is a magically activated and intensified incendiary liquid similar to Greek Fire - but of a potency at least an order of magnitude greater. As the name implies, it will cling to whatever it hits and cannot be removed by any normal means - as it simply spreads itself to the surface of the object which is being used to remove it and starts to hum that object. Each 1/10th dragon vial will do 20 + 3-30 points of damage to whatever it hits for a number of minutes equal to the MKL of the Alchemist who created it. Clingfire is so potent that it will hum through anything, given time - of course, it will hum through organics at a much faster pace than it would burn through non-organic materials. (The individual GM must determine the speed at which it burns through non-organic materials.) Nothing (see below for exception) will put out a Clingfire fire until the damage causing capability of the Clingfire is exhausted - it can burn even in airless environments as it is self oxidizing. When available, it comes in vials of glass that are designed to shatter when thrown onto a hard surface - so beware of treating them roughly as Clingfire will start to hum as soon as it comes into contact with air - it does not need heat or flame to start it off.

Production: The production of Clingfire can only be undertaken by an Alchemist of MKL 7 or better - as it can only be distilled by taking it through a Stage II Alchemical process. Unlike normal Alchemical operations, this one requires that all the needed materials be enchanted to BMR 0 at 100% before being put through the process. Materials required are: Oil (BMR 6), Sulfur (BMR 2), Phosphorus (BMR 4), Saltpeter (BMR 4), and Quicklime (BMR 5).

If at any stage of the process the process fails, then there is a 100% chance that the glass retort used for the process will shatter and let loose the partially refined products - which will do damage as a Fireball of Magick Fire of 1 Volume per stage per volume (5 dr.) of materials being processed (i.e. 11-20 points/stage/volume of processed materials). Since the Alchemist must be in close attendance at the end of each phase, it means that the Alchemist will be subject to such an attack.

The chance of the glass retort shattering is reduced by 25% for each time the retort is enchanted with the Formlock Spell (as if the retort was a Simple Magical Device) - up to a maximum of three times (or a minimum 25% chance of the retort shattering). For each volume (.1dr of each constituent material, as mentioned above) or .5 dr., 1-3 times 1/10th dragon vials of Clingfire will be produced.

Byproduct: From the ash remaining after the completion of the above process, the Alchemist can fashion a number of 1/10th dragon vials of Glowfire liquid, equal to half his MKL per .5 dragon of materials originally processed by simply mixing it with a dose of Great Waters of the Ruby. Glowfire will emit a strong daylight strength light for a number of days equal to 10 x MKL of the Alchemist performing the process. 1/10th dragon of Glowfire is equal to the light of the brightest oil lamp for lighting purposes. Mien the charge of the liquid is exhausted, it may be reactivated for a period equal to the original period of activation by heating it in a crucible - there being a 75% + MKL of Alchemist chance of this being done successfully (or 25% + half MKL of MKU; or 10% + 1/10th Level of non-MKU).

Glowfire Liquid can be used to coat non-porous objects - but it will not dry on them, it will merely form a wet film. If a porous material, including human or other types of flesh, comes into contact with it, it will lie absorbed and will turn that object/person into a lamp (living or otherwise) for the remaining activation period.

Protection: By using some of the ash as an ingredient in an Amulet of Protection, the amulet will become an Amulet vs. Clingfire (only vs. Clingfire) and will cause all Clingfire hitting the wearer to be treated as normal fire as far as damage is concerned and will allow it to be extinguished as if it were normal fire.

Dragon Teeth

These are prepared by Necromancers only, though they may be used by anyone (even non-MKUs). They are simply the teeth of a Dragon with a Create Skeleton spell cast on them as if they are Simple Magical Devices - but 1-6 + MKL of the caster Teeth may be enchanted at one time. A Shape Change spell will also have to be cast on them. To use Dragon's Teeth, simply plant them in the earth and pour wine or brandy on them - they will sprout into a fully grown skeleton in 1-3 minutes (90% chance of a Type I, 10% chance of a Type II). If, however, Wine of Drunkeness is used, there is a 90% chance that a Type II Skeleton will result and only a 10% chance of a Type I.

Magick Whetstone

This item can only be enchanted by a Weaponsmith Artificer. It requires the use of Granite (BMR 6) in its construction - but is otherwise treated as a Focus and must be enchanted as such. There are two types - one weighing 10 dr. and a portable model weighing only .5 dr. The ten dragon version will enable an Artificer to put an edge onto a non-magical blade that will give it To Hit and Damage bonuses equal to half the bonuses he could enchant into a blade at that level/MKL. The portable version will only allow an edge equal to one quarter of the Artificer's bonus to be put on (minimum of +1). However, there is a cumulative chance that the blade will shatter, as it is not made to take such a high-powered edge. The chance of shattering is equal to 2'per (+) bonus per sharpening if done by an Artificer, or 5% per plus Bonus per sharpening if done by a non Artificer. The edge so put on the blade is never permanent, it will be dulled at the rate of -1 per critical hit by the weapon until it reaches normal. Also, note that the sharpness of the blade does not make the weapon magical, it may not, therefore, hit creatures that may only be hit by magical weapons.

Star Sapphire

This requires a Dwarf-cut Sapphire which must first be enchanted to BMR 0 at 100% per the rules for enchanting simple magical devices. Once this is done, it must be soaked in Great Waters of Sapphire - requiring 1 dose of that material per 50 cts; this soaking must last for a time equal to (30 - MKL of creator) x Number of doses in days. Once these processes are complete, the Sapphire must have a Light spell cast on it once per 10 cts. of weight. Once this is done the device will project light in a beam (like a flashlight) 10 feet ahead per 10 ct, of weight of the sapphire. It may also have Truesight cast on it by further soaking it in Great Waters of the Ruby at the rate of one dose per 25 cts. of weight after the initial Light spell has been imprinted on it. It must then have Truesight cast on it once per 10 cm. of weight - it then projects Truesight as per the Light beam above. The Truesight beam is projected at all times while the Light Beam is projected at night or in darkened places only.

Crystal Of Power

This is a battery which stores Fatigue points - but for the purpose of casting spells only. A Magick battery contains a variable amount (according to size) of Fatigue Points, which will enable an MKU to cast spells at no fatigue loss, as long as they have enough points left to cover the normal cost of casting the spell, A Crystal of Power can Contact) up to ten fatigue points per one inch of diameter and is used by the MKU holding it so that it touches his bare flesh during the spell casting. The device is a bat of enchanted glass that seems to be filled with a softly glowing yellow-green mist.

To construct a Crystal of Power, the following ingredients are

required; 2/10 dr. of glass per one inch of diameter, 1/10 dr. of silver, 1/10 dr. of zinc, and 1/10 dr. of Acid plus three other materials - all of which must be enchanted as for enchanting Simple Magical Devices. The Crystal of Power is very fragile and, if dropped, there is a 50% plus 10% per twelve inches dropped chance that it will shatter and leak out all remaining Fatigue Points. It may be recharged, when exhausted, by the MKU simply concentrating over it by doing this he, can recharge it at the rate of 1 FP for each 2 FPs he uses to concentrate with.

Water Ball

This is of similar construction to the Crystal of Power, but the glass sphere is silvered on the inside, a process that turns the outer surface into a very effective mirror. On the top is a small button, and on the bottom is a small mesh covered circular opening (mesh of platinum). When the button at the top is depressed, pure water (distilled) will gush out at a rate depending upon the size of the Water Ball. For each one inch of diameter it will produce .1 to 1 flagon of water, depending upon the relative water content of the air, as determined by the GM and the general weather conditions - per minute. The maximum size of a Water Ball is ten inches in diameter.

The construction of a Water Ball is as per a Simple Magical Device - but it requires that two of the seven required materials be 2/10 dr. of glass per one inch of diameter, plus 1/2 dr. of Platinum wire per one inch of diameter. Once it is completed, it must have an Intensify Cold spell cast on it, and this will ensure that it will work 10-100 plus MKL of caster times before requiring a recharge.

Potions Of Addiction

This is an additive that can be mixed with normal magick potions as a form of booby trap. One dose of this will mix with two doses of normal potions to make three doses of addictive potions. For each dose of a potion treated in this way, there is a (60% - Constitution) chance that a character taking it will become addicted. If he does, one dose per day of the same type of potion (as far as its intended magical effect goes) must be taken to avoid withdrawal symptoms - which will result in Pain (this dose need not be of an addictive potion). For each hour without the needed fix of potion, the Pain Threshold of the character will be reduced by (25% - Con) and an immediate roll must be made to see if the character exceeds his new pain limit. Once the pain threshold is reduced to 0 or less, there is a (25% - Con)% chance per hour that the character will lose one point of Constitution permanently (at least until cured of the addiction). If the character has a Constitution reduced to zero, he or she dies in agony as a result of the withdrawal effects - even if resurrected there is a (100 - Con)% chance that he/she will still be addicted. To cure the addiction, one of the following must be used/applied on the addict:

Great Cure (Clerical Miracle 16 - one attempt only)

A dose of Universal Antidote

A dose of the Specific antidote for that potion (see below)

Once a cure is effected, the character will regain Constitution points at the rate of one point per month - but 20% (minimum of one point or round clown) will be permanently lost - unless the addiction was cured by the Great Cure, in which case, 100% of the lost Constitution points will be regained.

Note that the dose of potion used to avoid withdrawal symptoms will have no other effect - it will require a second dose of the same sort of potion to gain any magical benefit that would normally be provided by that potion.

Ingredients: The following ingredients must be used in the process of enchantment (which is done as per a Simple Magical Device): Opium and Black Lotus Essence. Each batch of the potion will result in 1-3 + 1/5 MKL of caster doses of the Addictive additive, plus 1-3 doses of the Specific antidote (which, when mixed with the same sort of potion as the addictive ingredient is will produce two doses of specific antidote).

Potion Of Sleeplessness

This is not, as it would seem by the name, an insomniacs' curse, rather it is a magical form of pep-pill. Each dose will enable a character to go without sleep for a number of hours equal to the MKL of the maker, at the end of that period a further dose must be taken or the user will fall into a coma-like sleep for a number of turns equal to the lime his waking period was extended. There are, however, dangerous effects of going without sleep for too long - for each day beyond the second without sleep, a character will lose a number of Fatigue Points equal to one per day beyond the second (thus, on day 3 he would lose one FP, on day 4 he would lose 2 points, etc. These points are lost permanently until the character gets some sleep.). For each day beyond the third there is a (25 - Int. + 5 per day)% chance that the character will have to roll on the Mental Health Table with a roll of 01-25 giving one phobia check. If the chance of having to make this Check ever reaches 100%, then there is a 10% chance that each of the phobias and ailments (except Hemophilia) he has

rolled to that point will become permanent. (Once a character's Fatigue Point total has reached zero, there is no further effect in this area. That is, Body points are never lost through lack of sleep alone.)

This potion also gives the character a save versus all Sleep spells or potions equal to half the MKL of the creator (roll on 1d20).

Ingredients: As per a Simple Magical Device but one of the ingredients must be a Black Rose bloom.

Magick Horseshoes

These horseshoes are designed for use by Warhorses and they may only be made by Weaponsmith Artificers. They are constructed exactly the same way as magical swords but never shatter. They may be made up to +8, but they may never be the equivalent of Flaming or Ego Swords. A set of four shoes will take as long to make as a sword of the same (+1 bonus. Only Intelligent horses may use such shoes to full effect immediately, other warhorses take 1-6 months to learn to use each plus (thus an unintelligent horse would take 8-48 months to learn to use a set of +8 horseshoes effectively - though, after 1-6 months it could use them as +1, after 2-12 months as +2, etc.).

Magick Container

This is simply a container of any size or shape, and of any material, that has been enchanted as a Simple Magical Device and has then had the Dimension Distorter spell cast on it to enchant it again (for the second time) to BMR 0 at 100%. This results in the internal dimensions of the container being multiplied by the MKL of the creator at the lime of the enchantment (or less, if this is desired) with no change to the external dimensions or to the weight of the container. There is no limit to the external dimensions of the container - beyond that of the lime needed to enchant the materials required. Living creatures may be put inside (as long as the dimensions of the exterior opening will allow this, as the size of the opening does not change). Since most of the potential contents are really in another dimension, the container can, at most, weigh no more than what could be packed into a normal container of the same external dimensions.

Magick Rope

This is a Simple Magical Device whose primary ingredient is a length of rope. This is firstly enchanted as normal with the other six necessary materials to BMR 0 at 100%, and then must be further enchanted with the following two spells: Growth, Inanimate and Shape Change, Inanimate. Once this is done, to BMR 0 at 100%, for each spell, the rope will have the following abilities:

1. Grow, on a verbal command, to a length equal to its normal length limes half the creator's MKL at the time of creation. The weight and strength of the rope will remain unchanged by this spell.
2. Turn one or both ends rigid so that they can be used as grapnels.
3. The ability to knot itself around any protrusion it is thrown at at the rate of 5% chance per MKL of the creator.
4. Fight/Move as a Giant Snake - doing constriction damage only, for a number of turns equal to the MKL of the creator. If killed, it loses all magical powers.

Cape Of Gliding

This is a cape of silk lined with the finest wool cloth for warmth. Apart from functioning as a normal cloak in all respects, this Cloak may also act in a most unusual fashion. When the correct command is given, the cloak will become rigid and take on a triangular shape, and the fastenings will turn into a body harness slung beneath it, The harness will take one character only, and, in this state the cloak becomes a semi-magical Hang Glider which can stay airborne for differing periods of lime, depending on the Wind strength.

Wind Strength	No. of Turns Airborne	Speed (Max.)
None	Equal to MKL of creator	250m/turn
Light	MKL + 1/2 Dex. of Flier	500 + Dex. x 5m.
Brisk	MKL + Dex. of Flier	1000 + Dex. x 10m.
Blustery	MKL + 2 x Dex. of Flier	1500 + Dex. x 20m.
Gale	MKL + 3 x Dex. of Flier	3000 + Dex. x 50m.

If the cloak is enchanted with Levitate, the speed or the donation can be double normal (but not both).

There is, however, a chance that the flier will lose control and crash to the ground, taking 1-6 points of damage for each (10 + Dex.) meters fallen. The Cloak will have a minimum altitude of 10% of its current speed in meters. The chance of losing control also depends upon Wind speed:

Wind Strength	Chance of Control Loss
None	0%
Light	5 - Dex.%
Brisk	10 - Dex.%
Blustery	20 - Dex.%
Gale	40 - Dex.%

Ingredients: Silk and Woolen cloth, plus five other ingredients as per all Simple Magical Devices. Once the basic cloak has been enchanted to BMR 0 at 100%, it must be further enchanted to BMR 0 at 100% with Rigidify and, optionally, with Levitate.

Message Ring Recorder

This is a flat, circular ring of smooth, polished surface that, when spun on its edge (like a top) speaks with the voice of the person who has impressed the message on it. The message may be no longer than (5 x MKL of creator) in the number of words it contains. To impress a message on the ring, an MKU must concentrate over it as if he/she were casting a spell, with a cost in Fatigue points as if he were doing just that with no magical aid (i.e. minus 10% from FP). A non-MKU may impress a message at five times the normal cost (i.e. minus 50% from FP). A message so impressed may only be erased by the original sender, or by some trusted companion to whom he has entrusted the ability to do so (each particular Message Ring Recorder has a specific word of erasure that will affect it only).

Ingredients: The Ring must be enchanted as a Simple Magical Device and one of the ingredients must be Star of Silver.

Magick Negator

This is a seemingly normal focus, but three of the materials required in its construction are True Lead, Fixed Mercury, and Mithril. Once the basic enchantment (as if it were a Focus) is complete, the Magick Negator has a 5% chance per 2MKL of its creator (at the time of its creation) of negating all spells cast at or within a sphere equal in radius to that applicable to the Spell Range for an MKL equal to that of the creator (again, at the time of its creation). If the Magick Negator is successful in negating the spell, then the spell will be totally ineffective and will not work at all. Even if it does not negate the spell, it will reduce the Targeting chance for that spell by an amount equal to half its negation abilities (drop all fractions). It has a maximum negation ability of 50%, however, for each MKL of the possessor (as it is reached, even after the device has been completed) it may have one spell known to the possessor imprinted on it (by enchanting that spell onto it as if it were a Simple Magical Device), and this spell will always be totally negated (100% negation). Inside the field of effect, even the possessor must attempt to overcome the negation ability of the Magick Negator. The Magick Negator may be temporarily deactivated (really shielded) by placing it within a container lined with lead (which will shield it for 1-10 minutes) or True Lead (which will shield it indefinitely).

Field Dressing

This is a linen bandage that has been enchanted as a Simple Magical Device. Once placed on a wound it has the following effects:

1. It automatically Staunches Wounds, even Uncontrolled Bleeding.
2. It prevents the infection of the wound (Septicaemia, Peritonitis, and Gangrene).
3. It reduces the chance of wounds reopening by 50%.

It may be used to treat only one wound and may not be reused. Also, multiple wounds require multiple dressings.

Ingredients: One ingredient must, of course, be a linen strip or bandage, another must be Common Mould (Bread Mould = Penicillin!). Note that Physicians and Chirurgeons may prepare such a dressing by rolling their Medical ability as a percentage.

Wards Major

These are a set of eight ivory cubes about one half inch on a side - four are white in color and four are black. To be used they must first be activated, which is done in the following manner:

1. Set them in pairs of one black and one white cube (they must not touch at this stage) and each must then be touched by the NKU - a process taking one turn to complete.
2. Once this has been done, the black and white components of each pair must be joined together by the MKU - expending 5% of his Fatigue per pair (20% total). This process causes them to become magnetized to each other and merge into a greyish-silver color. At this point a full turn is required to utter the necessary words to complete the construction of the Ward.

Once this total process has been completed; the Ward will remain operative for a number of hours equal to the MKL of the Initiator of the process. While it is operative, the wards may only be touched by the person who activated them - and they will possess the following abilities:

1. Acting as an impenetrable shield against all magical or physical attacks. It may only be penetrated by an MKU of superior MKL to the activator - and only at a 5% chance per MKL of superiority (this will also be the chance of targeting a spell into the interior of the Ward) - the chance of penetration may be increased by 1% per 2 Fatigue Points expended in such an attempt.
2. Acting as a Focus in all respects - for the activator (for as long as it remains active).
3. It may have any spell cast on it - and this will then remain active as long as the ward is active (eg. It may have Sleep cast on it and this would affect all in the spell range of the caster as long as the Ward was active).

Ingredients: Wards Major are enchanted as Magical Devices of Power and require as base materials bones of either the Dragon or Unicorn for the white cubes, and bones of the Balrog for the black cubes.

Pipes Of Fear

These may be constructed only by Mechanician Artificers. They consist of a seemingly ordinary flute-like tube which is capable of producing ultra-low frequency (subsonic) levels of sound - especially in the fear inducing frequencies. So, when blown, they will be able to cause all within range (equal to the spell range of the maker) to check morale immediately and with an unfavorable modifier of 5% per MKL of the creator of the Pipes. Since they are not really magick, they are not lessened in effect by any resistance a character might have versus magick, and they are always automatically targeted versus all within range. Only characters with above average levels of intelligence will have any resistance to these Pipes at all - at 5% per point of Intelligence they possess over 10. Even if they resist it, this only reduces the effect on morale checks by half. These Pipes must be enchanted as Simple Magical Devices.

Armor Potion

This is a clear liquid produced as a Simple Magical Device. When mixed with scrapings of any type of armor and drunk, it will cause the consumers' skin to become as strong as the armor class in question - even if magical armor! Yet it will still remain flexible as normal skin. This effect will last for 5 x (MKL of creator) minutes and the potion must be drunk within one hour of being mixed with the armor scrapings or it will go sour and lose all powers. Remember, however, that such skin could be a mixed blessing; for instance, if a bad gash is received, how can Armor Class 10 be stitched?

Ingredients: The Mercury of the Star of Iron plus Dragon Blood must be included among the ingredients for this potion.

Vampire Mirrors

These are ordinary seeming mirrors of any shape or size which have been enchanted as Simple Magical Devices. These mirrors will show no reflection of characters in general (or, alternatively, those meeting specific requirements, such as those of Intelligence 12+, etc.) - thereby intimating that they are vampires. Similarly, they will show the reflections of Vampires. Alternately, they will show reflections of both normal characters and vampires. Such mirrors must be enchanted with the spell Disguise (Illusion of the Fifth Circle) to BMR 0 at 100%.

Ingredients: One of the seven ingredients must be Star of Silver at the rate of .1 dragon per square foot of the reflective surface of the mirror.

Monster Seeds

These are small black spheres shot through with streaks of silver. They are, in reality, magically reduced/dehydrated monsters - just add water (or wine, if you prefer drunken monsters) and in 1-6 minutes they grow to full size. They do not automatically obey the person who frees them - though they will be favorably disposed toward them (but, only if he is not the MKU who imprisoned them). Add +5 to the reaction die of the monsters when reacting to those who freed them. There is a 25% chance (double if the imprisoning MKU releases them) that the monster will be annoyed, giving a -5 to reaction dice. All sorts of monsters, except undead, may be found in this state.

Construction: To construct such a seed, the MKU must make a potion as a Magical Device of Power in which the spell Diminish (level 3 Ancient Lore) and Word of Power: Paralyze (Command of the Seventh Circle) are imprinted. One of the ingredients must

be Aqua Vert (Waters of the Wise), which in this case will not increase the number of doses produced. One dose will reduce a single monster of any size to a Monster Seed in 1-6 minutes.

Animals Seeds

As above, but the potion has been used on non-intelligent animals. Such animals are always extremely angry when released - attacking automatically. There is no way of telling Animal Seeds from Monster Seeds.

Cord Of Garotting

This is a Thievish item and may only be produced by a Weaponsmith Artificer. It is a magical garotte (a strangling cord with wooden handles for a better grip) and requires the use of cured Dragonskin (Dragon leather) for the braided cord and of Entish or Elvish woods for the Handles. It is enchanted as a Simple Magical Device. For each two MKLs of the creating Artificer, the Garotte may have +1 added to its To Hit chances and damage. Its base To Hit chances are as for a Thieves Dagger (rear attack) on the Non-Fighter table. If a critical hit is scored, there is a chance equal to the Critical Hit Percentage minus 10% per Armor Class of the target over 0 that the neck will be broken, resulting in instant death or, if the roll fails to secure this, in unconsciousness for a number of turns equal to the level of the thief (or half the level of a non-thief). The thief may choose to take it easy to avoid breaking a victim's neck - in which case rolling for a broken neck will only result in a period of unconsciousness twice as long as normal (only Thieves may utilize this option) - in such a case both base To Hit and Critical Hit chances are reduced by 10%. Once the damage done by the garotte has used up all the Fatigue Points of the victim, the victim will become unconscious (if not already so) for a number of minutes equal to half the level of the Thief or one quarter the level of a non-thief. If strangling is continued beyond this point, Body Points are used up - and death will eventually result from strangulation.

Arrow Of returning

This is a normal seeming arrow/bolt that has been enchanted by a Weaponsmith Artificer in the accepted manner. However, it has no magick To Hit/Damage pluses - instead it has a 15% chance per plus bonus the Artificer could have enchanted onto it that it will return to the quiver of the firer after hitting/missing its target - it will cause normal damage and must be enchanted as a Simple Magical Device.

Ring Of Questions/Many Answers

This is a plain metallic band engraved with the scale of Justice and the blind goddess as a crest. Both rings require the following ingredients: Waters of the Wise (Aqua Vert), Great Water of Emerald, Great Water of Sapphire, Star of Gold, and Fixed Mercury (optional in the Ring of questions, but a necessity in the Ring of Many Answers). The Ring of Questions is enchanted as a Magical Device of Power. Both rings must be enchanted with the spell Word of Power: Answer (Command of the Fourth Circle). The Ring of Questions has as many charges as are placed on it, while the Ring of many Answers has as many as are placed plus a recharge ability of one per day. The possessor of these rings is allowed to ask Questions of the Gods (the GM) and these are answered according to the length of answer required (as decided by the asker - i.e. the asker decides the amount of detail desired). Even if not answered, the asking of a Question uses a charge. Questions requiring a simple yes/no answer are answered 100% of the time; those requiring a one sentence answer (of 2-5 words) are answered 80% of the time. Those requiring a 2 sentence answer are answered 50% of the time, and those requiring longer answers are answered 25% of the time. The Ring of Many Answers may, instead of the above ability, have the ability to answer one yes/no question per Concentration Level of the possessor.

In any case, the GM should be careful to make the answers as literal as possible - and to use every ambiguity of the question to twist such an answer. For that matter, it might be a good idea to couch all but yes/no answers in terms of a riddle or a snippet of rhyme - with the usual chance of misunderstanding the obscure references usually found in such (there might be a chance equal to the chance of no answer being given of an answer in the form of a riddle/rhyme.) Answers to questions about possible future events will always be in such an obscure form - preferably with a multiplicity of possible meanings (after all, even the Gods do not know what the future will bring for certain).

Assassin's Blade

This blade may be any form of edged weapon, and may only be made by a Weaponsmith Artificer. It is a form of Thrice Forged sword and must be thrice cursed in the process (each curse requiring its use in the human sacrifice at a different Black Mass). Once

this is done it will have the following abilities:

1. When used to strike from behind its To Hit and Damage pluses are doubled - and it will cause an automatic Critical Hit.
2. If, at any time, given a twist before being withdrawn from a wound (1% chance per level of Thief or 1/2% per level of non-Thief) it will leave a splinter of metal in the wound that will halve the healing rate and double the chances of septicaemia, peritonitis, and gangrene developing. It will also halve the chances of a Physician/Chirurgeon healing such a wound.

Such a blade will be a minimum of +8 To Hit/Damage plus one +1 per MKL over 20 of the creating Weaponsmith Artificer.

Perfume Of Lust

This is a Simple Magical Device and its prime ingredients are: Wine of Drunkenness and Musk. It is an extremely volatile liquid and will evaporate rapidly if not kept in a sealed container. One dose will result in enough to fill ten cubic feet. All beings (except Undead) within the area of effect are immediately smitten with feelings of uncontrollable lust and will stop whatever they are doing to engage in heterosexual (or if no member of the opposite sex is available, homosexual) intercourse. Since this is not magick in the strictest sense of the word, the magick resistance of a character is irrelevant, though certain chemicals and drugs allow immunity (e.g. Alcohol in large quantities will result in immunity -and drunkenness!).

Potion Of Knowledge/Arcane Knowledge

These potions are the essences of a deceased (through whatever means) character's skill in the relevant areas. They are created by taking the ground up brain and spinal cord of the character in question and mixing it with the needed materials to turn it into either a Simple Magical Device or a Magical Device of Power. As a simple device, it imprints knowledge of one skill or one spell per dose into the brain of the user. A spell will be good for one use (even if the user is not a MKU) and skill in the profession will last for a number of days equal to the MKL of the caster. As a Device of Power it will imprint permanent knowledge in the area of skill or spell - which may then be used as if the character had learned them in the normal fashion. There is no limit to the number of spells/skills that may be learned in this manner unless they all come from a single brain - in that case there is a 5% chance (cumulative) per dose taken that the dead character's personality (Intelligence, Wisdom, Alignment) will take over the user - but only in the case of a Magical Device of Power type dose.

Creation: In the enchantment process, 1 skill/spell per MKL of the MKU enchanting the potion may be distilled. This is, however, a random process, thus, the exact skills/spells so distilled will be determined randomly by the GM. This applies only if it is being enchanted as a Simple Magical Device. If it is being enchanted as a Device of Power, 2 skills/spells per MKL of the enchanter may be distilled and these may be chosen.

Bag Of Enough

This is a simple leather food bag that has been enchanted as a Simple Magical Device and has then had Create Food/Drink (Level 4 Ancient Lore) cast on it to BMR 0 at 100°h. Once this is done the bag will always contain enough food for one person for one meal. When consumed, there will again be enough for the next meal - and for up to three meals per day. Food from such a bag is always neutral in its effects.

Alchemist's Weed

This requires as components Seaweed (which must be enchanted as a Simple Magical Device) and then have the spell Change Plants (Level 5 Ancient Lore - similar to Command Plants of Level 4 Ancient Lore, but may cause a change in the basic nature of the plant). This results in the creation of a hybrid version of the seaweed, which is sterile, but which will produce the specified elements from sea/salt water (such huge amounts must be processed that it is only feasible to use them in large bodies of salt water). Some elements that may be extracted are Hydrogen (gaseous), Iron, Sodium, Magnesium, Aluminum, Gold, Silver, Platinum, Iodine, etc. Each plant will live for a length of time in weeks equal to the MKL of the creator and will produce 1 dr. per MKL of non-precious materials or .1 dr. of precious materials per day.

Circe Plants

These are Rose bushes that are enchanted as above, but as Magical Devices of Power. Once created they will reproduce a number of seeds equal to one fifth of the MKL of the creator each (25 - MKL of maker) years. They are unique because the

produce an emotion producing pheromone instead of their normal scent - and as such, are useful in diplomatic and other affairs. There are various types which are mostly differentiated by the color of the flower they bear:

- Crimson: deep, instinctive level sexual passion.
- Pink/Blue: desire for marriage and to be obedient to spouse.
- Blood Red: unreasoning hatred of the opposite sex and/or bloodlust. Green/Yellow: unnatural, almost paralyzing fear, it may actually cause death due to its intensity in some cases.
- Deep Blue: sadness/fatality in all actions.
- White: apathy, sense of safeness, will lay clown and die because of total apathetic attitude to all stimuli.

These flowers may be saved against by rolling a number equal or less than half their intelligence on 1d20. If the save is not effective, the affected character will not even realize that anything unusual was caused by the Roses (he will put the effects clown to some other reason). Every time the character comes near such a plant and fails to save against it there is a 5% cumulative chance (if it is the same type of plant) that the effects of the pheromone last permanently, otherwise they last for a number of minutes equal to the MKL of the original creator. If the effect does become permanent, only a Clerical Cure Disease or a dose of Universal Antidote will cure the affliction. A spell of Dispell Magick will not work due to the chemical nature of the effect.

Coin Of Returning

This is an ordinary seeming coin that has been enchanted as a Magical Device of Power and had Teleportal cast on it. It differs from other coins by teleporting itself back to the last owner if spent or stolen. It may, however, be given freely by the possessor to a new person, who will then become the person to whom it teleports back. Also, if the owner dies, it will attach itself to the first person to pick it up. It is thus a great thing to have when you are clown to your last coin.

Ingredients: Copper coins require Star of Copper as a base; Silver coins, require Star of Silver as a base and Gold coins require Star of Gold.

Chameleon Cloak

This cloak requires the following materials for its construction: raw (white) Silk for the outer material; raw bleached wool for the inner material; and most importantly, 6 + 1 enchanted dyes for the finishing process. Each Dye must be enchanted separately as a Simple Magical Device. Six are ordinary colors and one is either Jet Black or Snow White. The colored dyes are applied to the silk outer material in a splotchy, camouflage pattern, while the White or Black is applied to the inner woolen lining. Once the dying process is complete, the whole cloak must have Hallucinatory Landscape (an Illusion of the Third Circle) cast on it 6 + 1 times - it is then ready for use. When worn as a normal cloak, secured only by a throat clasp, it has no unusual properties. However, when secured clown the front and with the Hood in place over the head, it becomes active. In this state, the outer side (if facing outward) acts as a magical version of a Chameleon skin - the result being a -1 modifier to any blow being struck at the wearer (even by missiles) for each MKL of the maker of the Cloak - but only between dawn and dusk. This outer side is ineffective at night. The inner surface, if turned outward and if dyed black, acts in the same fashion at night and in dark places. If, however, it is dyed White, it is useful only in Snow/Arctic environments, but for both day and night use. Note that due to the peculiar angle of the sun at Dawn and at Dusk, the Cloak is completely useless for approximately ninety minutes per day (about 45 minutes at Dawn and 45 minutes at Dusk).

Amulet Of Night Vision

The amulet consists of a Catseye (a semi-precious stone) enchanted as a Simple Magical Device with the spell Amplify Light. It enables the wearer to see in the dark as if he/she were an animal with night vision. If enchanted a second time (as if from the original BMR) with the spell Intensify Light, it acts with even greater efficiency, the range of effective vision then increases to the Spell Casting Range of the creator (not the User). It can only see in a line of sight and cannot enable the user to see invisible objects or through illusions, etc.

Tanglevines

These are a hybrid strain of creepers and thorns whose seeds are enchanted with Growth Plant and Plant Control as Simple Magical Devices (10 x MKL of caster seeds may be enchanted per batch). The hybrid strain must, however, first be bred and this takes 26 - Intelligence months to accomplish, but, once developed, an unlimited supply of the basic seeds is available. Anyone may use these by simply placing them in soil and water. One seed will grow to fill 500 cubic feet in one turn - and will continue to grow for a number of turns equal to 1/5 of the MKL of the creator on barren ground or equal to 1/2 of his MKL on fertile ground (to be classified by the GM). Anyone caught in such a tangle will suffer immediate damage of 1d10 points plus t point per MKL of the creator of the tangles per turn as he attempts to cut his way out unassisted. Such damage can only be inflicted on the fatigue of a character - and once this is exhausted, so is he. At that point he must rest and regain his strength for further hacking and slashing. In any case, the Tanglevines die after a number of hours equal to the MKL of their creator and, at that time, wither away to a point where they merely form an obstruction to traffic (they cause no further damage at that point). To cut through one volume of vines takes 25 - Strength of the cutter minutes. If more than one is cutting, add half the strength of all involved, with the proviso that it takes a minimum of five minutes to cut through a volume of Tanglevines, no matter how many men are cutting.

Lytta Spores

These are similar to the Tanglevines above in that they are a hybrid strain of a fungi normally found only in ancient tombs. They are enchanted in the same way as Tanglevines, with Growth Plant and Plant Control as Simple Magical Devices (10 x MKL of enchanter Spore sacs may be enchanted as one Device). The hybrid strain must, as with Tanglevines, first be bred, a process taking 36 - Intelligence months. Once available a supply of MKL of grower Spore sacs will be available each month, but during Spring and Summer only. During this period of growth they require the application of one dose of Magick Fertilizer (a Simple Magical Device in potion form) per month to produce spore sacs. These Sacs are of a leathery, skin-like material which, though tough enough to resist accidental opening, can be opened readily. Inside the Sac are the Lytta Spores.

To activate the spores it is only necessary to throw the open sac onto the ground with force, the spores will then be explosively expelled in all directions. The Spores are extremely tiny and are, thus, readily carried long distances by air currents. On contact with any form of nutrient (from fertile, or not so fertile, soil to animal or human flesh) these spores burst into lightning like growth - at the rate of 1000 cubic feet per turn. They initially grow for a number of turns equal to the MKL of the creator, a rate of growth which is extended for 1-10 turns (determined by the GM) for each significant source of nutrients they encounter. Every turn the fungus explosively expells spores for 10-100 feet in all possible directions, and these spores act exactly as the original spores expelled. However, the Gungi/Spores will grow only for a maximum period, no matter how much nutrient is available, equal to 10 x MK L of the creator turns. Once growth has stopped, the fungi simply die, and form little in the way of an obstruction to movement (they tend to disintegrate into dust when touched if dead). Any source or nutrient, especially living tissue, is literally consumed instantly if unfortunate enough to come into contact with Lytta Spores, but only if they are breathed into the lungs or alight onto a fresh wound (or slightly bloody bandage). Breathing Lytta Spores is definitely unhealthy.



The Magicians: Part 3

Basic Magick Resistance



The apparent complexity of the magick simulation found in Chivalry & Sorcery might deter many from attempting to employ it out of a belief that it cannot be mastered. It is true that it requires some thought and paperwork on the part of both characters who are magick users and game masters who set up scenarios with a magical component in them. PIAGICK is an interesting and spectacular thing which is the very essence of fantasy. It would be a pity if the apparent complexity of the C&S system deterred rather than invited. Mastery begins with understanding and so it is fitting that this first installment of what I hope will be a regular feature in WARGAMING devoted to Magick and its simulation, should discuss the origins and theory of the magick simulation found in C&S.

The search for a 'new & improved' simulation of magick began primarily as a result of an increasing dissatisfaction experienced with the pioneering efforts of D&D and Warlock. The problem with these and similar "first generation" simulations was twofold: magic was too easy to do and too "unrealistic" (if such a term can be used in the context of fantasy). Magic is too easy when, for example, magical research can be done merely through the expenditure of a few weeks and a few 1000 Gp.

In playing C&S, one character found that he had to spend over six months of game-time enchanting a two foot piece of elm which was only one out of 22 other ingredients he had to enchant. Magical simulations which are too easy and predictable have tended to become mere "weapon technology" to better burn, blast, or otherwise crush an ever increasing horde of unknown and unaccountable monsters.

An easy magick simulation has benefits on the side of playability and far more serious dissatisfaction was felt with the lack of realism. The lack of realism is due primarily to the first generation simulations being culled from fantasy literature: Tolkien, Howard, etc. (I recall that in '76 Gygax wrote an article tracing the theory in D&D to DeCamp and Pratt's Incomplete Enchanter) rather than occult sources such as Paracelsus' Hermetic Chemistry or the Lesser Key of Solomon. It is true, of course, that the magical theory found in the Incomplete Enchanter was derived from that classic study of Magic and Religion, Frazer's Golden Bough. In neither work is anything said about the world view of magic which underlies the famous so-called Laws of Magic. Pratt, as is well known, in his own work took a serious attitude toward magic as an Art which was neither easy to practice (Well of the Unicorn) nor easy to acquire (The Blue Star).

Fantasy literature rarely draws out more than one or two kinds of magical practice with the result that simulations based solely on such a source end up with only one kind of magic user who is able to learn and practice all magic there is by merely increasing in experience. A glance, however, through the twenty or so volumes of Man, Myth, and Magic will easily persuade one that magic is an extremely complex subject, there being as many different modes of magical practice as there are human personality types and cultural levels. This extreme diversity has always been a feature of the real history of magic as one finds in Robert Burton's Anatomy of Melancholy (c.1621):

Many subdivisions there are in the practice of magick, and many several species of sorcerers, witches, enchanters, conjurors, etc. They have been tolerated heretofore, some of them, and magick hath been publicly professed in former times...While it is now generally censured and contradicted by several universities, though practiced by some still.

Not everyone has the raw talent, inclination or luck to be able to practice all the kinds of magic there are and in C&S there are at least seventeen different kinds of magick users, each performing magic in a distinct way.

Magick has traditionally been conceived of as both an Art and a Science. It is an Art insofar as the effects of magick are not totally predictable and depend upon the Will of the magick user. In essence, magick is nothing more than the direct and successful imposition of the Will on a part of the world bringing about a

desired effect. Except for the magic of the North American Medicine Man, which tends to be extremely personal with no common system (a unique way and method being revealed to each practitioner in a dream), magick has been conceived of as a science in the sense of being a body of organized knowledge which attempts to apply a general theory of the world to specific situations with the hope of producing a desired effect.

It is this "general theory" of magick which is the most difficult aspect to simulate and which tends not to appear in fantasy literature. Magick has a monistic view of the world. The entire Universe, the past, the present, the future and infinite reaches of Space all form a single magical entity of which all beings (including the gods, Demons, etc.) and all conditions are merely states, parts or sub-patterns of the ONE. It is this unity which lies behind the Laws of Magie, and the famous slogan from the Emerald Tablet of Hermes Trismegistus "that which is above is like that which is below and that which is below is like that which is above, to achieve the wonders of the one thing" (in otherwords "As above, so below") or Paracelsus's opening line in the Coelum Philosophorum, "All things are concealed in all".

The entire universe is "concealed" in the magick user who can, through proper training and concentration, exert a control on a "concealed" part of himself, thereby controlling the "manifest" part of the world which corresponds to the concealed part. The Universe, of course, can always exert an effective control over all of the relationships existing between all of its infinite number of states and sub-patterns due to the abundance of energy pervading it. Normally, man can barely control the sub-pattern which is his own body and must use mechanical means to exert his control on parts of the world around him. Magick begins with the belief that the energy pervading the universe is also "concealed" in man and that it can be manifested and focused by various methods which typically rely on inner calm, concentration, symbolic manipulation, and the creation of high energy emotional states.

In C&S, this world view of magick is simulated through the concept of Basic Magick Resistance. The world, when looked at from the point of view of the fledgeling magick user, is hardly different from that of the normal man. Things resist the direct imposition of his will, spells are difficult to master and objects are hard to enchant. Resistance is a measure of the extent to which the magick user is out of harmony with the universe and therefore with the energy "concealed" within. In C&S, this Basic Magick Resistance (BMR) is measured on a scale of 0 to 10 with the BMR 0 meaning little resistance to magick and BMR 10 meaning a great deal of resistance. Within each BMR level there is a degree of enchantment possible between 0% and 100%. The highest level of enchantment would be BMR 0 (100%), whereas the most magic resistance mean different things for spell items such as Dragon Hide are would be BMR 10 (0%). These different degrees of enchantment capacity and the requirements of recharging the object. Some naturally enchanted (E) which means their BMR is 0 (100%).

Material naturally enchanted or material enchanted to BMR 0 (100%) by a magical process is always in "harmony" with the universe. It has the virtue, when combined with the right ingredients (determined in C&S by a system of astrological correspondences), of being able to permanently store and recharge a number of spells. Thus, C&S embodies a different philosophy of the magick device than that found in the "first generation" magic simulations. The game-master may want to add any number of strange and bizarre devices to the game, but in C&S he must account for the object's presence and use the rules provided for the creation of magick devices to actually design the item. A magick device has a history, it was created somewhere, by someone, following a particular formula or recipe. All of this information is potentially available to a player character who has found a magick device, since it can be discovered by having a high-class diviner "read" the object. The recipe for making a particular kind of device may be more valuable than the device itself.

The process of magical research is also handled differently in C&S than in the "first generation" systems. The main problem faced by the magick user in C&S is the reduction of the Basic Magick Resistance of spells and materials. Whether or not he has to expend gold depends on the nature of the ingredients he requires to accomplish his ends. Time spent by the magick user in meditation, prayer, etc., that is, on preparing himself materially aids in the reduction of BMR, and this adequately simulates that aspect of the magical view of the world which suggests that control of the external world begins with the control of the inner "concealed" world. Mere accumulation of wealth is no guarantee of magical

success and, indeed, the C&S magick user tends not to be interested in money. To parody H. Beam Piper, "Gold may not get you good Magick, but good Magick will always get you Gold".

The Doctrine Of The Elements



he world view of magick reviewed in the previous number of Wargaming and the simulated in C&S with concept of the BASIC MAGIC RESISTANCE (BMR) is summarized by Paracelsus' "all things are concealed in all". A Power Word magician such as Ursula de Guins' Sparrowhawk uses the "fundamental" relations between words and things to create his effects. The "thing" is concealed in the "word" and the "word" in the "thing". The proper preparation and expression of the "word" will control the "thing". The BMR of the thing, or spell or effect is the measure of the amount of preparation any particular kind of magick user must undergo to attain control. Every spell and object is assigned a BMR on a scale from 0 (least resistant) to 10 (most resistant).

At the root of much successful magick is the magician's ability to come to grips with the fundamental aspects of the world. These fundamental aspects are the FOUR ELEMENTS: AIR, EARTH, FIRE and WATER. In C&S we choose just these four, because medieval magick derives from the Greco-Roman tradition and the FOUR ELEMENTS are the mainstay of the ancient physical theories of the world. A simulation of CHINESE magic, for example, would have FIVE elements in it, namely: WOOD, FIRE, EARTH, METAL and WATER. Paracelsus reformed alchemy by replacing the Four Elements with the Three POWERS: SULPHUR, MERCURY and SALT. The alchemical rules in C&S follow this reformed scheme rather than the four Elements.

Basic Magick in C&S is the method of directly handling the stuff of the world and under each ELEMENT there are spells which allow the magician to create, move, detach and remove a standard volume of that element. The number of standard volumes a magician can handle depends on his Personal Magic Factor (PMF). High Level Magick lisers (MKU) can handle fairly large volumes of stuff because the PMF increases with experience. The rules under Basic Magick allow the MKU to handle matter in a variety of shapes in Bolts, Spheres, Beams, Sheets and even Walls. The Basic Magick system contains 112 spells: Earth = 28, Water = 28, Fire = 42 and Air = 14 and this does not count the different shapes in which stuff could appear. For example, under EARTH an MKU could create a standard volume of Dust = 8 cubic feet (BMR 1) as a (1) Sphere of Swirling approx. 10' diameter, (2) Beam of dust 2' x 2' x 1/2 magic range of the MKU, (3) as a Sheet of dust 1' x 12' x 12' or as a (4) Pile of dust 2' x 2' x 2'. Once the MKU has mastered the Create Dust SPELL he can elect which shape his "creation" should appear in and to some extent where it should appear. The system was designed to give the player the maximum amount of choice and still keep the results predictable.

It is possible for a magick user to specialize in Basic Magick at the expense of any higher knowledge, such a MKU would be a very powerful character. For example, if such a Master of Basic Magic met an enemy, he could remove all the water from his opponent which would turn his opponent into a pile of dust or at the very least a skeleton. Such directly offensive use of the Remove Water SPELL (BMR 4) requires that it be targeted successfully using the Magick Conflict Rules. Removing air from his opponent would, of course, leave the enemy breathless and creating air inside of his opponent could speed up the body processes and result in rapid aging. All sorts of effects are possible when you consider what the removal or addition of these Elements does in real life. The main philosophical point to remember about Magick and its world view is the belief in balance and harmony as underlying everything and therefore for every offensive effect there is somewhere a perfect defense.

Many magick users have an affinity for one element or other; Gandalf was a natural at fire. In C&S an affinity for an element will reduce the BMR of that element or rather a particular spell under that element. The affinity is discovered by finding the MKU's birth sign in the following chart:

Sign	ELEMENT	Spells Affected				
		Create	Detach	Affix	Remove	
Aries	Fire	-2	-1	-1	-1	
Taurus	Earth	-3	-2	-2	-1	
Gemini	Air	-3	-2	-1	-1	CARDINAL
Cancer	Water	-3	-1	-1	-1	
Leo	Fire	-1	-2	-2	-1	
Virgo	Earth	-2	-3	-3	-1	
Libra	Air	-1	-3	-3	-1	FIXED
Scorpio	Water	-1	-3	-3	-1	
Sagittarius	Fire	-1	-1	-1	-2	
Capricorn	Earth	-1	-2	-2	-3	
Aquarius	Air	-1	-2	-2	-3	MUTABLE
Pices	Water	-1	-1	-1	-3	

Reduce the BMR of the Spell by the number in the chart, but note that it cannot be reduced before 0.

Since nothing under the magick view of the world exists in isolation from anything else, the mastery of any particular Basic

Magick spell will assist in the Enchantment of Materials or production of Specialized magick effects.

Material Class	SPELLS	RESULT
Alchemical	MAGICK FIRE*	= -1 BMR / SPELL +10% / SPELL when at BMR 0
METALS	MAGICK FIRE* AIR (AIR)	-1 BMR / SPELL +5% / SPELL
GEMS	MAGICK FIRE* EARTH (ROCK)	-1 BMR / SPELL +5% / SPELL
WOODS	MAGICK FIRE* EARTH (SAND) or WATER (LIQUID)	-1 BMR / SPELL +5% / SPELL
LIQUIDS	WATER (LIQUID)	= -1 BMR / SPELL +10% / SPELL
ESSENCES/ PERFUMES	WATER (MIST) + EARTH (DUST) + AIR (CAS)	-1 BMR / SPELL +5% / SPELL
BONES	EARTH (POROUS ROCK) + WATER (LIQUID)	-1 BMR / SPELL +5% / SPELL
SKINS etc.	AIR (AIR) + EARTH (DUST) + FIRE (HEAT/COLD)	-1 BMR / SPELL +5% / SPELL
ORGANICS	AIR. (AIR) + EARTH (SAND) + FIRE (FIRE) + WATER (LIQUID)	-1 BP1R / SPELL +5% / SPELL

Effect on higher level Spells: Magick Fire will reduce the BMR of ILLUSION, COMMAND, and PROTECTION by 1 for every Magick Fire Spell mastered.

Finally, it is possible to create new effects by combination of the existing spells; for example, suppose I want to create a Standard Volume of lava - the main element is Rock (BMR 6) and concentrated-heat (BMR 3, BMR 6). The formula would be the BMR of the Rock + 1/3 of the BMR of Heat = 1, and 1/3 of the BMR of Intensifying the Heat = 2, so the BMR of LAVA = 9. Remember no BMR can exceed 10.

Creative Magick

Introduction



he creation of New Magick now covered by the existing C&S rules requires that the players be aware of the Laws of Magick. It is these laws which allow the Magick User the existing parts of the C&S magick system together in new and interesting fantastic effects with apparently little effort. The ART of MAGICK is, after impossible look easy. By far the best and most intelligent discussion of the ART appears in P.E.I. Bonewitz's Real Magic (Open contribution to magic simulation in fantasy games Magic (RM) lists 20 laws, while Authentic (MKU) to put ways to achieve all, making the laws behind the Gate Books) and in his recently published Authentic Thaumaturgy (CHAOSium). Real Thaumaturgy (AT) lists 24. Either of these works can be consulted profitably by those interested in occult subjects or the occurrence of magick in role-playing games. The C&S magick system takes into account a great many of the traditional laws which Bonewitz discusses and the following chart will indicate which part of the C&S system corresponds to which of Bonewitz's laws:

BONEWITZ'S LIST	C&S
1. Law of Knowledge (RM-3, AT-32)	Spell learning & Research
2. Law of Self-Knowledge (RM-3, AT-32)	Concentration Factor
3. Law of Cause and Effect (RM-2, AT-32)	*
4. Law of Synchronicity (AT-32)	Astrology
5. Law of Association (RM-3, AT-32)	*
6. Law of Similarity (RM-5, AT-32)	*
7. Law of Contagion (RM-5, AT-32)	*
8. Law of Names (RM-3, AT-33)	Demonology
9. Law of Words of Power (RM-4, AT-33)	Command Spells
10. Law of Personification (RM-15, AT-33)	?
11. Law of Invocation (RM-16, AT-33)	Dance/Chant
12. Law of Evocation (RM-16, AT-33)	Demonology
13. Law of Identification (RM-8, AT-33)	*
14. Law of Infinite Date (RM-11, AT-33)	?
15. Law of Finite Senses (RM-11, AT-33)	?
16. Law of Personal Universes (AT-33)	Fantasy Role-playing

17. Law of Infinite Universes (RM-11, AT-33)	Fantasy Role Playing
18. Law of True Falsehoods (RM-14, AT-34)	Fantasy Role Playing
19. Law of Pragmatism (RM-11, AT-34)	Fantasy Role Playing
20. Law of Synthesis (RM-9, AT-34)	BMR
21. Law of Polarity (RM-9, AT-34)	BMR
22. Law of Dynamic Balance (RM-10, AT-34)	Moral Neutrality of Magick
23. Law of Perversity (AT-34)	Backfire
24. Law of Unity (AT-35)	BMR

Laws of "True Falsehoods", "Personal Universes", "Infinite Universes", and "Pragmatism" be discussed in this article since they are presupposed by the very concept of Fantasy Role-Playing (and indeed by the concept of Fantasy as in Tolkien's discussion of secondary belief in his essay on Fairy Tales). The rules for a role-playing game evolve out of a "personal universe" and create a "world" which is part of the "Infinite Universes". This "world" is subject to its own laws "True Falsehoods" which for the purpose of the game are taken to be true "Pragmatism". It is within the universe so created that the rest of the laws operate. The "Law of Identification" puts the player into the universe, for as Bonewitz notes: "it is possible through maximum association between the elements of oneself and those of another being to actually become that being" (AT-33). The "other being" in a role-playing game is the player character. Wherever a '?' appears after a law in the above list, it indicates that the law does not effect the magick system being simulated in C&S or would be rejected by Medieval magick users. The laws followed by '*' will be discussed in this article because they were left out of the system as presented in C&S due to considerations of space and complexity.

Before passing on to a look at the laws in the C&S context, I would like to make a comment about the magic simulation Bonewitz presents in Authentic Thaumaturgy. As a system it is excellent, giving the player both the scope for intelligent play and research. The system, however, has a contemporary bias. It owes a lot to the foundational work which Bonewitz did in Real Magic, and to the doctrine of magic developed in that book, This doctrine, with its emphasis on parapsychology and scepticism about non-psychological "spiritual" forces and entities as violating Occam's Razor, is a purely 20th Century system. As Bonewitz says, "the best spells and rituals are modern ones written by yourself and designed to affect you personally, with your twentieth-century mind" (RM-162) and "reciting old incantations from dusty books and following hoary rituals are likely to produce absolutely nothing in the way of effects." (RM-163). The Medieval or Traditional Magick User thought of himself as part of a structured universe within the Great Chain of Being and was prepared to fill all of it with unnecessary entities, forces, and fragments of gods. The traditional view of magic is best articulated in David Conway's Magic: An Occult Primer. Conway is also a professional occultist, like Bonewitz, and he also understands the impact of science on magic and yet still advocates the "hoary old ritual". The first three chapters of Magic: An Occult Primer are recommended for those who wish to understand the philosophy behind the C&S magick system; Ch. 1 Magic and Natural Law, Ch. 2. The Magical Universe, Ch. 3. The World and the Magician. Conway, however, does not deal with the laws of magic as such, which is why Bonewitz's works are important and useful once you separate out the 20th Century slant from the rest of it.

A Quick Overview



The main problem faced by any "MKU" is decreasing the natural resistance which the World presents to his Will. In theory, once the Basic Magick Resistance (BMR) of some aspect of the World is overcome it no longer resists the Will of the MKU. What actually happens is that the MKU is no longer out of Harmony with that aspect of the World, and that aspect of the World is now in Harmony with the MKU. This might be an off shoot of Bonewitz's Law of Identification, which allows the MKU to "become" another entity through a maximum association. When we lower the BMR of some aspect of the world, we might be said to become in part that aspect of the world. If that aspect is a material object (eg. a piece of wood, a flower, or a coin) we say that it is now "enchanted" and if that aspect of the world is a spell we say that it is "learned".

Putting the "learned" spell into the "enchanted" material produces a magick item or device. Enchanted materials are public in that once a magick user has harmonized himself with this wood, metal, rock, etc., all possible magick users and indeed all sentient beings are harmonized with it. A spell, on the other hand, is private in the sense that it must be intergated into the MKU and only he will be Harmonized with it. It must be learned by all possible MY,Us, if they too want to be in Harmony with it. The C&S rules presume that a device made by putting a spell into enchanted material will be private and personal. The MKU must intend to create a "public device" to avoid this presumption but any device which can be used by anyone other than the MKU is public. Most devices other than the Focus will be public since the MKU will want his assistants to use them as well.

The function of the laws of magick in C&S is to speed up and make more creative manufacture of magical devices. The adjustments to the rules which follow each discussion of the laws are optional and are designed to make play more interesting.

The Laws Of Resistance



After each law which follows I shall mention which of the above laws from Bonewitz's list or from the more traditional views of magick is being, considered.

1. THE LAW OF MAGICAL RESISTANCE - All objects, entities and spells possess a BASIC MAGICK RESISTANCE (BMR) and this BMR must be reduced before anything can be moved, changed, charged or altered magically, (Bonewitz's - Knowledge, Self-Knowledge, Synchronicity ((reduction of BMR promotes meaningful coincidence)), Synthesis, Polarity, Unity.)

In C&S we placed a numerical value on the BMR from 0 to 10 and assessed Materials and Spells in terms of this scale. There is also a rough correlation between BMR and Spell level. For example, the FIFTH CIRCLE COMMAND - Word of Power "Stun" is a 5th level spell and has a BMR of 5. This means, according to the Magick Resistance Table, that a Magick Level 10 "MKU" who has a concentration level of 100 and a round 1,000,000 experience points has an unenhanced 25% chance of mastering this spell for the first time.

The lists of spells and materials give examples of how a particular effect or material should be evaluated with respect to its BMR. A new spell or material can be added simply by assigning it a BMR closest to a similar existing material or effect. When there is doubt or dispute, assign a higher BMR. Remember that the highest BMR is 10 which is reserved for materials such as TRUE LEAD and spells such as the NIGHTMARE. Also remember that material which is naturally enchanted, like dragon scale, is pretty rare stuff.

2. THE LAW OF SPELLS - All spells possess a BMR from 0 to 10 depending on the degree of difficulty of the spell.

In C&S the notion of a spell can be understood in at least two ways: (1) as the ritual and other magical activity required to produce an effect in the world (in the sense of "spelling") and (2) as the "IDEA" or pattern of the process and resulting effect which is stored in memory or imposed on the World (in the sense of a victim being under a spell). Bonewitz rejects the second view of spells and notes: "A spell is a process not a thing" (AT-65) which fits his "modern" theory of magick which views the use of wands, chants, gestures and indeed the whole precise ritual pattern as merely aids in concentrating the mind and for focusing energy. These "props" have no real reason for being used other than for their placebo effect. For the traditional or medieval magick user, however, the "props" have objective significance independent of the personal psychology of a particular magick user. This is due to the theory of the world which is being assumed. Man is seen as part of an objectively structured universe within the Great Chain of Being with creatures below him (animals, elementals) and creatures above him (angels, demons, gods, etc.). Nature is full of mysterious forces and relationships. Even Bonewitz must assume this with his Law of Names "knowing the TRUE NAME of an object, being or process gives one complete control over it" (AT-33). The "true name" corresponds to the 2nd notion of spell above, it being the heart or essence of the thing or the IDEA of it. The "props" are part of the TRUE NAME for magick users other than power word types - they are non-linguistic manifestations of the TRUE NAME. The magick user finds out what they are by consulting some system such as astrology or Kabbalism.

In C&S we placed the more purely psychological spells or effects toward BMP. 0 (eg. spells of detection whose highest BMR is 4) and spells which have a physical effect are toward BMR 10, (Concentrate Rock is a BMR 10 spell).

In the previous section, it was noted that a brand new effect of Basic Magick could be created by combination of existing, effects. The example was Create Lava. It was a combination of "rock" and "concentrated heat" and was assigned a BMR of 9. This type of combination is different from that mentioned in C&S, which allows an MKU to throw 3 basic magick spells of the same element at the same time (eg. create, accelerate, and concentrate rock) provided he has learned the spells and expends 5% extra fatigue for each additional spell cast. Create Lava is a NEW SPELL and the produce of magical research with the Law of Three Spells.

3. THE LAW OF THREE SPELLS - all simple secondary spells are the result of no more than three primary spells.

A primary spell is any spell of Basic Magick, Command, Illusion, up to level 5 Ancient Lore, the non-ritual evil effects of Black Magick level 3 to 6, Detection, Communication & Transportation, and Circles of protection.

A simple secondary spell is any combination of primary spells which does not when using the following formula:

The Law of Three Spells Formula: BMR of the Main effect + 1/3 BMR of the Second effect + 1/3 of the Third effect.

For example:

(a) Create Lava - Main element "Create Rock" BMR 6, "concentrate heat" BMR 6. Second element "heat" BMR 3, Third element "concentrate heat" BMR 6.

$$\text{Create Lava} = 6 + 3/3 + 6/3 = \text{BMR } 9$$

Primarily the LAW of THREE covers the situation where all the component primary spells are unlearned and the simple secondary spell is acquired all at as a NEW SPELL. If however the once MKU has already learned the spell which is the main element of the new effect, he can introduce it into the formula at 1/3 its original BMR. Decimals are always rounded upward to the next whole number.

4. THE LAW OF THE FOCUS - all magick users who need to have a focus to practice magick will be unable to reduce any spell below BMR 1 without the focus.

This is an optional rule, since almost all of them, except certain primitive talent types, must have a focus. The purpose of this law is to encourage magick users to manufacture their focus first, before attempting to learn any other kind of spell. The effect of this law is that without a focus, a magick user cannot learn a spell (that is reduce it to BMR 0) and the risks involved in using "unlearned spells" are already outlined. Once a magick user has learned a spell with the help of his focus, he does not need his focus to cast it. If a magick user loses his focus, he must recover it or make another one (using exactly the same formula as the original), before he can learn any more spells.

5. THE LAW OF OBJECTS - the BMR of an object or material can be decreased or increased if the magick user has enchanted the material to 100% at its present BMR level.

In C&S it takes longer to enchant an object than it does to learn a spell of the same BMR, the reason is that "objects" are public and "spells" are personal. An object or material enchanted by one magick user can be used by any other magick user to create a magical device. Use the following rules when "disenchanted" (increasing BMR):

1. Naturally enchanted material (BMR E) cannot be disenchanted
2. Materials enchanted to BMR 0 (100%):
 - a) The 1st disenchant spell increases the BMR from BMR 0 (100%) to BMR 0 (0%) the effect is automatic but it requires as much fatigue loss as enchanting does.
 - b) The 2nd and subsequent disenchants have a 90% chance of increasing the BMR of the material from BMR 0 (0%) to BMR 1 (90%) and then a -10%/BMR until the original BMR of the object is reached, that is every time the spell of increasing the BMR is successful, the chances of success for the next effort is reduced by 10% per BMR level of disenchantment.
 - c) Increasing the BMR above the natural BMR level of the object is difficult and has a starting base of 25% with a -8% reduction for every BMR. level above the original BMR of the object.

The same limitations as to fatigue, quantity, and time which govern enchanting objects apply to disenchanting.

A disenchanted object can affect the chances of spell targeting if the spell must travel through material whose BMR has been increased above its natural level. Disenchantment, unlike a circle of protection, does not set up a separate barrier, rather it decreases the chances of success by 10% for the 1st BMR above normal, 25% for the 2nd BMR above normal and 50% for the 3rd BMR above normal. Note that since there is no BMR above 10, the effect of increasing a BMR 10 object is to give it the same characteristics as True Lead for the purpose of stopping spells. This effect is Temporary and the object will revert to BMR 10 in 1 day if its normal level is BMR 10, in 2 days if its normal level is BMR 9, and in 3 days if its normal level is BMR 8. Once the object starts to revert it stops at BMR 10. Disenchantments are as permanent as enchantments.

There is a set of principles which emerge from the LAW OF OBJECTS which can be used to make magick much more challenging and exciting:

1. The Principal of Three Objects: Whenever for the purpose of a magical operation THREE materials are combined at one time in such a way as to be indistinguishable in the result (potions, powders, alloys, etc) the BMR of the combination is 1/3 of the Total BMR providing that the combined weight/volume does not exceed the capacity of the MKU.
2. The Principle of Naturally Enchanted Material: Whenever naturally enchanted material is used in combination with other materials, the BMR of all the other materials is reduced by 1/3 for the first minimum quantity of naturally enchanted material used and by a further 10% for each additional minimum quantity of such material used. For example, the first quantity of dragon blood used (need at least 1/10 Dr) will reduce the combined BMR of lead (BMR9) and Mithril (BMR 10) to BMR 7 (100%). Subsequent quantities will lower the % so that it goes to BMR 6 (10%) and then BMR 6 (20%).

It should be noted that the Alchemically produced by-product Fixed Mercury, Dragon Blood, Holy Water (only be used by those of Alignment 12 or lower), Enchanted Pool Water, Wine of Drunkenness (only used by those with Alignment 8 or higher), Black Lotus dust, Dragon Bone, Balrog Bone (can only be used by Alignment 15 or higher), Chimera Bone, Unicorn Horn, Dragon Tooth, Lycanthrope's tooth, Dragon scale, Bat's eyes, Belladonna, Bonaset, Mistletoe, Opium, Pepper, and Saffron are all the naturally enchanted materials. These two principles illustrate why naturally enchanted material is extremely rare and extremely valuable since adding a naturally enchanted material to materials being fused together under the Principle of Three Objects further reduces the BMR by 1/3 of the combination. These principles ought to speed up the amount of game time required in enchanting materials.

6. THE LAW OF ASTROLOGICAL INFLUENCE: Magical devices of POWER (which have a spell capacity equal to the MKL of the maker) can only be made when the stars dictate and no magick device of power will be capable of RECHARGING itself unless made from the materials

corresponding to the sign under which they are made.

This law can have a significant impact on the course of the game and can determine and limit the sorts of public magick devices which are available to the players.

The most important public magick devices belong to the class of self-recharging devices of power. The game master must have a complete record of each such device (primarily so he can inform a player who finds one what spells it contains and what was the FORMULA by which it was made). For this purpose, the game master will often play a very senior and aloof Astrologer who is consulted by master magicians personage who plan to make a device of power. In our game, this Sage is Anacronus Archimage the Sage whose woodcut portrait appears in the core rules. For example, a Master of Thaumaturgy is planning on making a ring of invisibility for his senior apprentice as an aid to an adventure. He arranges a consultation with the Sage. The Sage informs him that such a device already exists. It is at this point that the above LAW comes in. Unless the Thaumaturge knows what the Formula of the existing ring is, he cannot create such a ring with self-charging ability. He could create a limited Ring as a Simple Magick device having between 1-10 charges or as a more complex device of power having between 1-100 charges, but unless he duplicates the exact earlier formula he will not be able to self-recharge the ring.

If, on the other hand, this Master of Magick was the first magick user ever to create such a device, then he has the Formula which unless he tells someone will be a SECRET FORMULA and no other magick user will be able to create such a device. Naturally, if the original device falls into the hands of a high grade diviner, he will be able to reconstruct the formula (an evil MKU might put an anti-diviner curse on his device before completing it) or if the written recipe is stolen or lost, then the formula ceases to be completely secret. Note the formula for a device of power cannot be memorized and must be written down on a scroll or in a book.

These restrictions giving rise to the Secret Formula, apply even if the earlier device is no longer in existence so long as a record of the formula exists. If both the device and the formula have ceased to exist, then the first magician to finish such a device becomes the holder of a new Secret Formula. If your C&S Feudal World is founded on the ruins of some ancient civilization, then chances are fairly good that most devices of power exist already at least as fading script written in a moldering book in the lost tomb of Virgil, or Simon Magus, etc.

Once a device of power is made all others generating the same effect must be made from the same formula. Thus there will be only one formula for a Cloak of Invisibility (the game master should not allow a separate formula for a green cloak or 3/4 length cloak) and every other effect. Astrological advice can be sought to discover the present whereabouts of the device or formula (e.g. the formula for the Ring of Invisibility is located somewhere in the main chapter house of the Dancers of Death a secret society of necromancers and a perilous adventure has suddenly started).

The Secret Formula of a device will contain the Astrological Sign of the device (and whether it was well, poorly or neutrally aspected), a list of materials used in making the device (note: no substitution of alchemical or naturally enchanted material is allowed those following the formula must duplicate the exact materials in the exact amounts). This by the way is an illustration of Bonewitz's Law of Cause and Effect. The Formula will also contain whatever other spells were put into the device (it is at the option of the game master whether the MKU must duplicate these other spells as well to make the device. The formulas for ancient devices which are made up by the game master can contain additional requirements such as material from a certain location gathered at the right time of year (e.g. the rule laid down by Don Jaun to Carlos regarding the Little Smoke in Separate Reality).

The principle of the secret formula for a magical device should be extended to any object which is rare or unique. Objects such as magical armour and magick weapons above +4 should be treated as though they were devices of power. Thus, the first Weaponsmith Artificer who makes a +5 or better magick weapon has the secret formula for weapons of that type. If a +5 or better weapon exists already then any other ones must be made exactly in the same way. The smith must write down the formula in order to make more weapons of that kind. A smith whose magick level is 1 above the minimum required to make a certain kind of weapon (e.g. At MKL 11 he could make +5 swords) can duplicate the formula for making such a weapon with the exception of an Ego Sword, if a sample weapon falls into his hands for examination.

The Law Of Association



The Laws of Resistance dealt with the increase or decrease in the BMR of materials, entities, or spells - in general with the relationship between the magick user and the world. There is another set of laws which emerge from the Magical View of the World that "all things are concealed in all" and these are the laws of association. These laws deal with the relationships among things of the world - interactions not usually recognized by conventional science which could be exploited by the magick user to gain his ends. From the point of view of ordinary science, magick deals with extraordinary and unbelievable effects. A 700 year family curse, or injury inflicted via a voodoo doll are extraordinary because they postulate a causal relationship in circumstances which defy a direct connection between the cause and the effect. In theory, however, the connecting element is implicit in the World View of Magick that "all things are concealed in all". Bonewitz has an interesting discussion of this viewpoint in Real Magic and in Authentic Thaumaturgy under the topic of the Law of

Polarity and the Law of True Falsehood. Bonewitz's approach in Real Magic is extremely pragmatic and he notes:

The most famous phrasing of this Law in Western occultism is "as above, so below" of "the macrocosm is in the microcosm". The last phrase is very interesting since believers set up one-to-one relationships among all parts of the mind, body, and spirit and the structure of the universe. This has led to some interesting fun and games with palmistry, astrology, phrenology, divining by entrails and so on, all based on alleged correspondences. While it is true that everything in the universe can be made to relate or correspond to everything else, the usefulness of such correspondences must always be tested. No, matter how pretty a pattern may be, if it doesn't work when applied to other patterns, its only value is aesthetic. (RM-10)

It is up to the players to determine how experimental they want their magical system to be. If they want to build in a failure factor, the game master will determine which of the possible correspondences available will actually work and which just look pretty.

1. THE LAW OF ASSOCIATION: When two or more things share something in common, the common element may function as a "focus" or as a "link", permitting power to flow from one to the other and providing a degree of control in proportion to how essential the common element is to the existence, identity, and function of the two or more things.

The law of association is given a good treatment in Bonewitz's work and is also referred to in B.D. Sustare's article "Sources of Magic in Fantasy" (Wargaming II, p.59) as Magic as Analogy, "Controlling a model or simulation of reality allows you to control the reality by analogy". Actually, it is not the control of reality by analogy but rather control via the common element which a model or simulation and the reality share. Sustare declares that what he calls "true magic" is totally baffling because it "doesn't have a commonplace physical explanation and needn't rely on a tenuous world of spirits." MAGIC does, however, presuppose that "all things are concealed in all" and "true magic" works by making manifest in the model the "concealed reality" being simulated. The reality out there is controlled by what is made manifest here.

The Law of Association has a direct effect in 3 areas of C&S magick: (1) Association can be used to reduce the BMR of a particular effect, (2) Association can be used as a method of combining spells beyond the law of three, and (3) Association can be used to enhance targeting and the creation of bane weapons. The Law of Association is divided into three sub-laws, the Law of Similarity, the Law of Contact, and the Law of Names.

2. THE LAW OF SIMILARITY: Things that appear to be alike in some respect are alike in that respect, and whatever that respect is serves as a link between the things.

The photograph which I have of you looks or appears to be you is you, or more precisely the photograph partakes in enough of your nature that an act done to the photograph in the appropriate circumstances affects you directly. This is why the primitive tribesman feared to have his picture taken. The operation of this law can best be illustrated by the use of a magical device. There being few such devices in C&S, we shall look at a typical D&D device.

Consider the magical device known as the "Golden Lion" (Greyhawk p.47): a small figurine of a lion which becomes a real lion for a certain length of time when tossed into a fight. It fights as a real lion until slain at which time it changes back to a figurine and can be retrieved by its owner. This device is usable once per week. Unfortunately the magic user who wishes to make such a device himself will find no guidelines in Greyhawk or any subsequent TSR offering. All he can do is guess or speculate as to how it could be made and even then the dungeon master will probably not let him make one anyway.

The magical effect which the Golden Lion achieves could be brought about in several ways, given present D&D spells. The most probable method would be to place a D&D "polymorph object", an "animate object", some form of "control" enchantment, some kind of "reverse polymorph" and finally some kind of slow recharge. But what we may ask is the function of the lion shape of the figurine? Is it merely decorative or does it have deeper magical significance?

Surely it is possible to place a D&D "polymorph" etc. spell into an object of any shape and made from any kind of material - a small black cube which turns into a lion. The D&D magick user, however, will never be able to manufacture such an object, since the system of magic under which he must operate contains no theory of devices nor any provisions for placing a spell into an object or material. The C&S magick user faces no such difficulties and can at least enchant materials and place spells into them.

The main problems faced in C&S magick are time and research. The magick user must develop a precise formula for any particular device he intends to build. Limitations are placed on this by the methods required to be used - enchanting many different types of materials and the Law of Astrological Influence resulting, in a unique secret formula for that kind of device.

If we consider the entire operation of the Golden Lion as one magical resort must be made to the Law of Similarity. The Golden Lion is the combination spell producing a complex secondary effect (cf. above the secondary effects under the Law of Three Spells), requiring more than more than 3 spells. There being more than 3 spells involved, the object must be made out of enchanted can only be combined with special assistance.

effect, we can see why result of a complex discussion of simple 3 spells. materials and the spells

The Golden Lion shares a number of common elements with a real lion. Both have a golden color and the appearance of a lion. Each particular common element aids in bringing about the complex effect. It is the material base which allows more than 3 spells and it is the Law of Similarity which allows the spells to operate at the same time together.

The following things must be considered when making a device effect:

Research:

The magick user must first determine the number of spells into which the desired effect can be analyzed. The Golden Lion, for example, might be as many as FIVE (Polymorph object, animate object, control, reverse polymorph, and recharge) or as few as ONE if the Golden Lion is really only the result of Djinn Creation. The number of spells which are actually required must be decided by the magick user and the game master together with the game master having the final say.

Common Elements:

If more than 3 spells are required the game master rolls a D6 to determine the number of common elements required for each spell over 3. These common elements must establish a similarity between the object containing the spell and the desired effect.

BMR Analysis:

The Law of Three Spells (cf. above) can be used on the first 3 spells of the combination provided that the combined BMR is less than 10. If the combined BMR of the first three spells is greater than 10, then only the first 2 spells benefit and the rest must be learned separately before they can be placed into the object.

Once the research, common elements and BMR analysis is completed, the creation of the device proceeds as normal with all the requirements of astrological influence and the enchantment of materials.

II. THE LAW OF CONTACT: Things once in close physical contact will continue to interact for a time, once they have been separated.

This is the Law behind most offensive magick especially curses of the voodoo variety. The wax image of the victim uses the Law of Similarity but the full voodoo doll also contains something belonging to the victim (nail clippings, hair, etc.). Fingernail clippings, for example, once belonged to the victim and were physically connected with him. Under the Law of Contact, it is still "connected" with him for a time. And a magical operation performed on the clippings will affect the victim no matter how far away he is.

Time: External body parts such as nail clippings and hair will be effective for 5 x (1-100) days with only the game master knowing the exact number and with a backfire resulting if no longer effective.

Important body parts such as a limb or eye are effective for 5 x (1-100) months, again, only the game master knows for sure.

Blood is the most essential body part there is and it is always connected to the donor at least for a long time 5 x (1.-100) years.

Clothing and other non-body parts: the connection of a button or patch etc, is never broken by merely the passage of time. Clerical Blessing restores ones apparel to the extent of severing such connections but only if below alignment 14. If above Al 14, a curse on yourself has the same effect but it tends to give you a headache and reduce your wisdom to the point of rashness temporarily.

A spell fired through a connecting part, if directed at the target's body, always fires on the superior magick user column in the magick conflict table.

The Law of Contact is also used to make Bane Weapons. Here the skin, blood, and bones of the creature against which the weapon is to be used must be incorporated into the very metal itself. The effect of a bane weapon is that it doubles all normal damage against whatever is the target and if a critical hit is struck, roll on the magick conflict table under the device column. If the magick user who made the weapon was below level 11 use the equal experience factor line, if he was above level 11, use the superior line. Success means instant death or destruction, a failure means a normal critical hit.

The primitive mind often fused the Laws of Similarity and Contact together. The photograph captures the soul. The image in a pool or mirror is connected to the original. And eating a part of someone gives you the virtues he had. In A&E#29, Lee Gold forwarded an interesting suggestion by John Strange to the effect that players playing monsters might get added experience points and strength from eating "manflesh". The diet of the Uruk-Hai was cited as an example. It was believed by many primitives and many not so primitive peoples that the "virtues" (goodness, courage, strength, beauty, etc.) of someone could be acquired by eating an important part of them. Usually this was the heart or liver. Players may wish to introduce this into their name by allowing certain monsters and evil characters to benefit in experience, characteristics, and fatigue by eating people parts. For example, the wicked queen who had a personal appearance of 1 which she is improving up about 18 by eating parts of beautiful maidens, and which must be maintained by eating such parts on a periodic basis. Eventually, of course there will be an intense competition body parts between those who must eat them and those like the necromancers who want to build new

ones out of old parts.

III. THE LAW OF NAMES: The most essential part or element of a thing is the TRUE NAME given to it at creation.

The magic of names is in fact the most common form of magic. It is basically all there is to demonology - the medieval grimoire being mostly lists of the names of demons. B.D. Sustare in his above mentioned article at p.59 points out that there are certain practical difficulties in using name magic in a game. The benefit of name magic is that the name is always in contact with the object named and as far as targeting goes the magick user firing a spell through a name always is superior. However, only COMMAND spells may be directed through a name.

Generating the TRUE NAME: A gamemaster can generate the true name



The Fantasy Campaign

For those players who have neither the time nor the resources to be interested in the playing of *Chivalry & Sorcery* at the Grand Campaign scale, the rules provide plenty of opportunities for shorter adventures. The sort of adventure which we envision players going on, however, is considerably different from the kind that other rules have encouraged. For one thing, all of the dungeons, lairs, etc., are all located within the same country or at least the same general geographic area. The mere fact that a place of mystery or treasure exists within a larger world means that there is a natural limit to what it can and will contain. A large concentration of evil will attract the Church and might bring down a Crusade against it. A large concentration of loot will attract the King, a personage always in need of money. Nor is it possible to keep such a dungeon complex secret for long. Myths and legends about such a place and what is to be found in it soon become common knowledge. In the context of the Magick rules of *Chivalry & Sorcery*, furthermore, it is not possible to keep any secret for too long because both the Astrologer and the Diviner have the means to penetrate many secrets held by such dens of iniquity. A different approach is therefore needed when designing places of mystery and adventure.

Time and Movement

There are two scales by which time and movement are measured in the Fantasy Campaign:

1. In all outdoors adventures, time is measured in hours, and movement in miles. A man on foot can average about 3-5 miles per hour, and about twice that on horse, provided he is on a good road or is crossing open country. Rough country, woods, and the like, can slow the pace to as little as 1/5 the normal rate, depending on the severity of the terrain obstacles encountered. Rest stops are in order about once an hour, and a break at noon of 1 hour is needed to have a meal. Extreme haste is, of course, possible but fatigue of men and animals will result in a 10-60% fatigue loss after 3-8 hours of such travel (double normal pace).
2. In all adventures conducted indoors or underground, or when a party in an outdoors adventure have an encounter with some creature, the scale of time and distance shrinks. Distance is now measured in feet, and turns are in 5-minute segments (2.5 minutes in Combat Mode or Flight and Pursuit Mode). As in the outdoors adventure, time should be taken to rest; and 5 minutes are spent each hour resting (10 minutes after combat or combat and flight/pursuit), unless a character is Superhuman in strength and needs rest every two hours. Heavily burdened characters require double the rest period that unencumbered characters need.

Time spent searching for anything, such as secret doors or passages, hidden treasure, tracks, and the like, will be determined by the Player-Referee conducting the adventure. Typically, casting a

spell requires perhaps 1/4 of a turn [40 sec.]. Searching a 10 = section of wall or floor requires a full turn, and so on.

Secret passages, doors, etc., are found by men and Hobbits 1-20% at the time. Dwarves have a 1-30% chance, and Elves have a 1-40% chance. These percentages also apply to the detection of traps (although carefully prepared traps may be harder to detect). Bonuses or penalties for such activities may be had from the IQ of a character or from his being a Thief.

5. CONCLUSION

This discussion of the laws of magick is intended the way for design and invention. Using the laws magical effects should be found and justified to character is a master magician should be able to devices on the basis of the above principles and merely to scratch the surface and to point as basic analytic tools a formula for most a disbelieving gamemaster. The player whose create his own private lists of spells and laws which the game master must accept and incorporate into the world.

spell requires perhaps 1/4 of a turn [40 sec.]. Searching a 10 = section of wall or floor requires a full turn, and so on.

Secret passages, doors, etc., are found by men and Hobbits 1-20% at the time. Dwarves have a 1-30% chance, and Elves have a 1-40% chance. These percentages also apply to the detection of traps (although carefully prepared traps may be harder to detect). Bonuses or penalties for such activities may be had from the IQ of a character or from his being a Thief.

Ordinary doors always open. However, doors in a place of mystery are not ordinary and offer great resistance, usually because they are rusty at the hinges or have been magicked in some way. Doors are opened by rolling a 1-10 die, and success is based upon the strength of the character attempting to open a door. (See *Strength* in the chapter on Character Prime Requisites.) Several characters may combine their strength to open a door, but they will give anyone on the other side the advantage in combat with regard to striking the first blow. Doors always open for monsters, unless secured.

Doors in a place of mystery also have a nasty habit of swinging shut 1-50% of the time, without warning. Doors can be wedged open by the use of iron spikes or timber bracings, but there is a 1-40% chance that the spike or timber will slip and the door will shut. Spikes are lost in such cases. A check is made when the spike is rammed home. A spike may be deliberately kicked out to free a door at 1-50% chance.

If doors are locked, they may be smashed or chopped open. The GM should assign a point value to the door (50 to 250), and characters may use axes and the like to chop through. Superhumans may take small or weak doors off the hinges by charging at them. Alternatively, a Thief may attempt to pick the lock.

Designing the Place of Mystery

In *Chivalry & Sorcery*, there are few actual "dungeons" other than those connected with inhabited or ruined castles and towers. Inhabited castles and towers rarely have any items of value in their dungeons, but ruins inhabited by nameless horrors might contain treasure and Magick. What is worthwhile exploring, if one has the nerve, is the Chapter House of a group of Magick Users.

The rules governing "Magick Orders" provide that the first player to have a character who is connected with some Magical Order or Society should design the whole organization. He must determine the number and level of the Masters, Journeymen, Apprentices, servants, and monsters. He must then design a Guild Hall or other headquarters for the Order by drawing the complex on large-squared graph paper (1 square = 5' or 10' is a good scale), showing the various quarters, libraries, storerooms, and catacombs. Patrols are established, traps and warning devices are set, etc. In short, the player designs a place of mystery but it differs in important respects from those found in other games:

1. The Magick used to defend the place is of the type known by the members of the Order, and cannot be more powerful than the MKL or the highest Magick User.

2. The location of every trap must be justified. Such defenses must be effective and yet cannot get in the way of normal traffic and activity. Some might have to be set each night by the youngest Master and the senior Apprentice, who are in charge of security arrangements. Magick traps may also be placed, and again justified.
3. The number of men and monsters guarding the place will be limited. There is no way that unlimited numbers and types of monsters will inhabit a dungeon complex unless it is very large. The appearance of a monster must be explainable (it lives there, is a Phantom or Spectral Illusion, etc.) and cannot be done merely to suit the whim of the GM.
4. The amount of treasure and Magick present is similarly limited and reflects the power and status of the inhabitants. Magick is hard to produce in the form of enchanted objects and pieces of Magick are, furthermore, of a generally ordinary appearance and cannot be readily identified. *Chivalry & Sorcery* has deliberately avoided the tendency in some games to publish extensive lists of miraculous and highly predictable magical devices. It is our feeling that each device is unique and must be described as one of a kind by the GM. Thus Magick will be somewhat scanty because no player in his right mind will consent to spending weeks of time merely writing up the characteristics of hundreds of magical items. At the same time, finders of such devices will often be puzzled about their function and are forced to investigate the nature of the object before using it.
5. To confound the lovers of secrecy, rumors abound in the game, and once each year the player Guilds must publish a list of all the major magick items and materials that exist within the confines of the place. A bit of lying is possible, but the general impression left must approximate the truth.

Other characters besides Magick Users will design places of mystery. Clerics have monasteries and churches; fighting men and nobles have castles; keeps, and manor houses; thieves have hideouts and Guild Halls; brigands have camps in the forest or ruined towers which they have seized as strongholds. Elves live in forest complexes, while Dwarves have mines. Even monsters have to live somewhere. Trolls, for example, tend to live in caves beneath bridges or in deserted towers or caves. A player having a Troll character would have him take up residence in such a place and proceed to fill it with treasure taken by robbing passers-by or making raids into local towns and castles. Such behaviour, of course, will eventually bring out a great Hero to rid the area of the menace.

When designing a Place of Mystery, it is best to plan out a number of levels at the same time, so that stairs, trap doors, chutes, slanting passageways, and the like will all come out at the right place on a lower level. An inn, for example, which is used by an Order of Magick Users could have up to 4 stories, plus a number of cellars and catacombs underground. The GM's map would include the detailed floor-plan of the complex, noting all traps, stairs, doors, rooms, etc. A set of notes could contain the details about treasures and guards, patrol routes and times, etc.

Unusual areas and rich treasures should be relatively hard to find, and access to such areas should be strictly limited. Clearly, such areas should be dangerous at the best of times, and very deadly at the worst. A variety of tricks and traps can be placed in the complex to fill players with the fear of death and necessitate the use of Thieves to detect and disarm some of the booby-traps. However, the GM is cautioned that, while danger is the very essence of the game, a reasonable chance of survival should always be built in. Capture of intruders is as much the aim as killing them. Prisoners can always be turned over to the authorities or else held to ransom. In some instances, they can even be recruited by the very person they were trying to rob. Typical traps are:

1. Sloping passageways which appear to be level but lead to lower regions of the complex where dangerous traps or monsters lurk. Dwarves will always recognize such things.
2. Stairs which lead to upper or lower levels having no other route of escape. Caught in such a *cul de sac*, intruders will be easily bagged by the guardians.
3. Doors which open only from the outside unless the correct method of opening is known. These really seal in intruders until the guardians can arrive.
4. Blocks of stone which slide or fall across the passageway behind the intruders.
5. Winding and spiraling passageways, often rough hewn in bedrock, which make any form of accurate mapping impossible.
6. Cabalistic Symbols inscribed on walls, doors, floors, etc., which set off an alarm or discharge a spell when read by a character or passed by.
7. Crossbows or spear-throwers hooked to a triggering mechanism which discharges the concealed missiles when an intruder sets off the triggering device.
8. Spells of Illusion or Command triggered by the handling or manipulation of some object.
9. Curses placed on highly valued treasures.
10. Morale teasers. Some favourites in our group are "The Case of Nerves," a box which falls on the hapless

intruder, inside of which are—"nerves." He immediately checks morale -20%, and failure sends him screaming down the hall. Again, a brick dropping on a foot, a spring-driven boxing glove in the nose, or 100 Dr. of rotten garbage dumped on an intruder's head do have a stimulating effect on a flagging adventure. Often, the howl or pain or the cursing brings guardians who are patrolling nearby.

11. Sleep dust sprinkled on the floor of a room or passageway can be stirred up by the passage of a party. This can convert the mightiest of fighters into a snoring bundle of helplessness ripe to be planted in a real dungeon, complete with leg irons.
12. Poison needles, vipers in niches, and so on may cause further hazards to the intruder.

The list is endless. Our "active trap" list now numbers 137 different traps and tricks. The only limit is the imagination of the Referee and the reasonableness of the traps. We draw the line at trapdoors opening into pits filled with sharpened stakes dipped in the deadly blood of the Medusa (sure death), but we do have some nasties.

Traps should be rated for disarming levels. Thieves eventually reach a high degree of proficiency in disarming traps, and for that reason, some clever models should have some penalties attached to them (-10%, -20%, etc.); but at the same time, a Thief will be forewarned that he is dealing with an especially complicated mechanism. Thieves over the 10th experience level will even be able to predict the penalty 50% of the time.

As noted above, guards are somewhat limited in numbers. Some will have fixed stations and protect treasures. Others will have patrol routes and pass through certain areas at set times. The GM should have these details worked out beforehand and should be able to prove them on paper should an incredulous group of players challenge his honesty or fairness. Note: The designers find the Random Monster system generally objectionable in all forms of "dungeon complexes" because they tend to be overly rigid in make-up when they appear. Also, there is no easy way of limiting the kinds and numbers of monsters present in any complex; they seem to generate themselves out of thin air at the roll of a pair of dice. However, given a fixed number of monsters, a GM can make up his own random table to account for the meanderings of some monsters through the complex.

Underground Complexes



Large underground complexes, like the caves, mines, and passage-ways of Dwarves or Goblins, can be designed using much the same approach as for the Place of Mystery outlined above. Perhaps a bit more attention could be paid to developing a random system of encountering patrols or a few of the other monsters that inhabit the region, but once again, limits should be placed on the numbers and kinds of monsters that could be encountered. Also, because of the very nature of such a complex, the area covered will be quite extensive. Such complexes may also be found under the towers or castles of long-dead Magick Users from the "Old Days".

As a general rule of thumb, there should be far more uninhabited spaces in underground complexes than there will be space occupied by monsters. Many rooms will be empty, many passageways untraversed in decades or even centuries. If monsters are encountered, they will either be a patrol, a marauding beast seeking food or its lair after a long night's hunting, or a guardian set over a treasure. Whatever the case, its presence should be explainable and believable. Only Undead can be literally sealed in a room for years without food and water (excluding Ghouls, who require corpses to eat). Mechanisms designed by Artificer-Mechanicians (idols, infernal machines, etc.) are also in the readily-storable category. All other monsters must eat, sleep, and hunt. If they are trapped down in an underground complex, they will not likely be friendly to other monsters (whom they regard as prey). They might even prove to be grateful to a party who finds them. Imagine a Troll lost in a cavern for 3 weeks. He might even offer money to a party that shows up just to guide him out of there! And, if in the process of going back to the surface the party is attacked, the Troll might prove to be a most welcome ally. In short, anything should be possible in an adventure!

In underground complexes the lighting is rather bad. In fact, it isn't. This necessitates the use of torches or lanterns for lighting. Torches cast light 10 = all around, while lanterns cast a beam 20 = directly ahead. Torches must be replaced every 30 minutes, while lanterns may be refuelled once every 2 hours from an oil skin (20 refuellings).

Many monsters dwelling underground have Night Vision, including Goblins, Trolls, Gnolls, all members of the Cat family, all Undead, Necromancers, Dwarves, Bats (actually sonar), and the like. Night Vision permits the creature to see 60 feet in pitch dark and 100 feet in very dim light. In the light of the full moon, such creatures see as if at noon day.

Players not possessing Night Vision will be able to see monsters, etc., approaching in the gleam of their torches. The range of detection is 10 to 60 feet (roll a 1-6 die). If the approach of the monsters had not been heard, there is a chance of surprise and the opposite is also true, for the monsters might not have detected the party either. (See *Surprise*.)

Monsters requiring light will have to use torches or lanterns like normal people.

The need for light requires that someone carry the torches. If surprised, there is a 25% chance that such items will be dropped, - 1% per dexterity point possessed by the light carrier. Lanterns can be affixed to one's belt, but there is a 10% chance that any blow that strikes home will smash the lantern, with a 50% chance that flaming oil will be splattered over the one bearing the lantern, causing 1-20 points of damage with a 15% chance of ignition of clothing, etc. (additional 1-10 points of damage in next turn).

It should also be noted that fire causes most animals to check morale, and Undead tend to avoid it as well.

Treasures



he problem with assigning treasures to any Place of Mystery lies in the arbitrary nature of the task. Player-Referees should avoid placing large treasures unless good reasons are forthcoming, as even a few hundred silver pieces are a substantial amount of wealth. Use the following tables as general guidelines, but do not fear to increase them slightly. In any wilderness or dungeon adventure, the element of surprise is often crucial to the success or failure of characters. When determining whether a party of characters or monsters have heard each other, the player conducting the expedition will roll percentage dice:

Type of Monster	Found in the Stronghold or Lair of the Monster(s)	On Person	Copper	Silver	Gold	Jewels**	Magick***
<u>Guarding treasure</u>							
Goblins	1d6 sp	50*	20*	10*			
Goblin Officer	11-20 sp	8-48	1d20	1d6			
Goblin Chieftain	31-50 sp	10-100	21-40	6-36		35% per 1-6	
Troll	10-100 sp	500 x level	100 x level	20 x level	1d10	35% per 1-3	
Ogre	21-40 sp	100 x level	30 x level	10 x level	1d6	20% per 1-2	
Giant	1-100 gp	300*	100*	50*	1d20		
Giant Officer	100 gp	50-100	20-40	11-20		10% for 1	
Giant Chieftain	250 gp	100-200	20-100	21-40		25% for 1	
Giant King	1000 gp	100-1000	100 x d20	1000 x d10	1d20	1-6	
Barrow Wights	10-60 gp	300 x d100	no silver	50 x d20	1d20	2-12	
Vampires	1-100 gp	100 x d20	no silver	50 x d10	1d10	40% per 1-3	
Mummies	250 gp	300 x d100	100 x d20	50 x d20	1d20	50% per 1-6	
Brigands	1-10 sp	50*	20*	10*	1d10		
Bandit Chief	10-100 gp	100-300	100-300	100-200	1d6	25% for 1	
Titled Nobleman	10-100 gp	variable	variable	variable	variable	variable	
Rich Merchant	10-100 gp	variable	variable	variable	variable	variable	
Master Guildsman	10-100 sp	variable	variable	variable	variable	variable	
Apprentice	1-20 cp	6-36	1-6				
Townsmen	1-10 sp	variable	variable	variable	variable	variable	
Yeoman	1-20 sp	variable	variable	variable	variable	variable	
Freeholder							
Yeoman	1-6 sp	1-100	8-48				
Serf	1-6 cp	1-100	1-6			variable	
Knight	6-36 sp	variable	variable	variable	variable	variable	
Sergeant	1-10 sp	6-36	6-36	1-6		variable	
Man-At-Arms	1-20 cp	1-10	1-10				
Arms							
Magick User	10-100 gp	variable	variable	variable	variable	variable	

* Multiply the number of cp, sp, or gp times the number of Goblins in the Tribe. This treasure is spread around the lair in various hiding places and represents the wealth saved by individuals in the group. Giants and Brigands also have wealth of this type which is hidden in their quarters in the stronghold or camp.

** Jewels and Jewelry have varying values. Each gem may be 1-20 Ct. in weight and the type is specified by the Player-Referee. Each piece of jewelry is worth 20 GP + 1-100 GP. The value of gems can be established by referring to the Magick Materials List in the chapter on **Magicians, Part 1**.

*** Magick is a difficult item to randomize because of its uniquely individual nature. The Player-Referee is usually safe by placing +1 or +2 weapons or -1 or -2 armor and shields in the strongholds of most monsters devoted to robbing and pillaging for a living, with a scattering of Magick scrolls. Magick devices such as wands or rings of Power should be reserved for special situations, although an occasional item could find its way into the hands of a monster. The number of magical items is found by rolling a die, then the percentage chance of each item actually existing is checked in some cases, there is no question of the items being present in the stronghold or lair. The quantity of Magick possessed by Magick Users is highly variable and depends upon the type of Magician, his experience and Magick levels, etc. Knights tend to possess several magical weapons and armor when they reach a fairly high experience level, and titled lords will usually have a significant collection of magical arms, some of which are quite powerful.

The personal fortunes of ordinary non-player characters vary considerably, depending upon their backgrounds. Anywhere from 1 month's earnings to 5 years' earnings might be present in coin or

goods. The personal fortunes of experienced Dwarves tend to be exceedingly high, but these are usually kept in Dwarvish strongholds which are heavily guarded and fortified. For nobles and wealthy folk use Bandit Chief as pattern for all others use Brigands.

Towns

In war, towns will be sacked and looted. The booty collected by a commander will be equal to 6-36 times the total monthly revenue to the town's Overlord and to the town government. Sub-commanders will obtain 1-6 times the total monthly revenue. Knights and other fighting men must compute earnings on the basis of individual actions as in any other "dungeon crawl".

Alchemists

Alchemists and their laboratories are regarded as strictly off limits by Magick Users and they tend to react violently whenever an Alchemist is slain or his shop is looted. The magical fraternity depends heavily upon the good-will of the Alchemists for materials of inestimable value in the preparation of enchanted devices of great Power. They will spare no effort to track down the robber or thief and blast him with the full force of their wrath. Kings and great nobles have a similar attitude, for they hope to obtain from the Alchemist the secret of transmuting metals to gold. Even Clerics do not enjoy the degree of security in which an Alchemist lives in his native town.

"Surprise"



n any wilderness or dungeon adventure, the element of surprise is often crucial to the success or failure of characters. When determining whether a party of characters or monsters have heard each other, the player conducting the expedition will roll percentage dice:

Type	Listening	Silent	Moving	Talking	Silent	Moving	Talking	Moving/Talking
Human/Dwarf	15%	35%	45%	10%	20%	30%	-15%	
Elf/Hobbit	20%	40%	50%	15%	25%	25%	-10%	
Cat Race	30%	50%	75%	20%	30%	50%	-5%	
Dogs, Wolves	25%	40%	55%	15%	25%	25%	-10%	
Animals (others)	20%	40%	50%	15%	25%	40%	-10%	
Social Monsters	15%	35%	40%	10%	20%	30%	-15%	
Lower Undead	10%	20%	30%	5%	15%	25%	-10%	
Higher Undead	30%	40%	50%	15%	25%	35%	-5%	
Legendary Beasts	25%	45%	60%	15%	35%	35%	-10%	

In addition, beasts known for their ability to scent prey or enemies will have the same probabilities to sniff out the presence of persons or monsters as they do for hearing. Birds have poor hearing but see people in the open 90% of the time at great distances and 40% of the time when they are under partial foliage cover. (See Dogs in *Monsters*.)

The check is made for the member of the party with the highest ability to detect sounds or see others at great distances.

There are three sets of listening percentages, one for each state the ones being overheard are in Silence applies to all animals with padded feed and all Elves, whether they are standing quietly or moving. Moving applies to all creatures who are moving around but are not talking or making excessive noise. Talking applies to all creatures who are conversing or else making excessive noise by moving hurriedly or else carrying or fumbling with items that would create a noise. If the Listeners are, themselves, moving or talking, they deduct the penalty given to the far right in the table from their listening chances.

Only one check is made for any situation. If one or the other side is unheard, they will have the element of surprise. If both parties are unheard, both will be terribly surprised:

1. *Surprise* gives the forewarned party the advantage of a full charge move plus the first blow against any enemy they can contact without fear of enemy movement or counter-attack. The surprised party loses 1 blow in the initial round of melee.
2. *Great Surprise* occurs when two parties meet with each other unexpectedly. Each side rolls a percentage die. If one side has a 10% advantage, it moves first and strikes the first blow. The presence of very handsome or ugly people can alter the effect of surprise. If neither side has an advantage, combat ensues normally.
3. An initial blast of Magick or missile fire into an unsuspecting party always brings *Great Surprise*. This tactic is most useful when kicking in the door and charging into a room full of monsters. A surprised party will always check morale instantly if there is chance of flight. If no escape route exists, no morale check is necessary.

Undead never check morale, and neither do a select few monsters.

If the surprised party is also unprepared (has not drawn weapons for combat), an additional blow is lost by all creatures not armed with natural weapons.

The Outdoors Adventure



usually, the Place of Mystery which an adventurer would like to explore (or has been ordered to raid for some item desired by his Master) tends to be somewhere other than in the immediate neighbourhood. This entails travelling. In the period covered by *Chivalry & Sorcery*, travel was a risky and expensive business. In our own version of the game we are using a hexagon map of France, northern Spain, northern Italy, Switzerland, and western Germany, with a scale of 16 km to the hex. The map is marked with the roads, forests, towns, castles, and important fortified manors of the 13th Century, not to mention monasteries and Chapter Houses of the Fighting Clerics. The map is used to plot the movement of parties. If mounted, a party travels about 4 hexes or 64 km per day (about 40 miles) on roads and half that cross country. If on foot, a party covers 2 hexes per day on roads or 1 hex cross country. Of course, the pace can be forced.

Hazards on the Road

1. **TOLLS:** Some noblemen and all Towns and Cities charge a toll to pass through the area or town. The toll is 1-6 cp per man or horse (women, children, and donkeys admitted free). An attempt to bypass a town brings a 20% chance of getting lost for 1-6 days, unless one of the party is a native of the area. An attempt to bypass a castle that charges a toll results in a 50% The chance of running into a patrol sent out to stop just that sort of thing. Such a patrol is 1-6 Spears of Knights and Sergeants (4-24 men). If not spotted by a patrol, there is still a 30% chance of getting lost. If spotted, a party can fight the patrol, flee (increasing the chance of getting lost to 75%) or pay double the toll for all men, women, children, and animals.
2. **INNS:** Once inside a Town or if stopping for the night on the road, travellers usually try to stay at an inn. In Town, there is a basic 20% chance that the inn is full (10% if the party contains nobles and 30% if the party contains only Yeomen and Serfs). In any Town there are 1-6 inns x the level of the town (see Table IV in *Designing the Feudal Nation*). If all the inns are full, the party has a 35% chance of finding some accommodation elsewhere in the town at 1-6 times the cost of an average room. Nobles can always call on the hospitality of any nobles residing in the Town (2-12 times the cost of a good room for suitable gifts expressing friendship). Commoners, however, have a 30% chance of being picked up by the Night Watch as vagrants, spending the night in gaol, and paying a fine of 1-6 sp each in the morning.

On the road, the inns tend to be full 70% of the time in the spring and fall pilgrimage periods, and at the percentages given for Town Inns otherwise. If a noble is present and the inn is full, the innkeeper will find accommodation but the rate will be tripled.

3. **MONASTERIES:** Sometimes a monastery is close enough to the road for a traveller to stop and spend the night. Wealthy travellers are expected to contribute to the work of the monks by giving alms (1-6 cp for average commoners, 1-6 sp for well-off knights and commoners, and 1-6 gp for wealthy commoners and titled nobles). There is also a 10% chance +1% per man in the party that the Abbot will personally attend and attempt to Convert any and all lawful members of the party so that they will join the religious Order 1-20% of the time if converted (see Cleric rules).
4. **MEALS ON THE OPEN ROAD:** A party travelling for several days or weeks will have to eat at least three times a day if they have enough provisions. Normally, the party will eat at an inn, street-vendor's cooking stall, or at a monastery or castle where they have stopped for the night. Whenever the party finds itself on the open road or in the countryside at mealtime, it must stop and cook a meal. The results of eating such a meal are either good, neutral, or bad: There is a 30% chance of the food being bad, if cooked by typical travellers, and 20% if cooked by a forester, or cook. A chef always cooks good meals. There is a 30% chance of the food which is not bad being good (40% for forester, or cook, and 60% for a chef). Food which is neither good nor bad is simply neutral or edible.

Bad Food is 1-40% simply bad in taste, and 1 hour is lost in travel time. 41-80% the food causes stomach cramps and no mere travel is possible that day. 81-100% the food causes members of the party to become sick for a day (reduces fatigue to 0% for 24 hours and forces them to stop all travel.)

Neutral Food has no effect one way or the other. Inns always serve neutral food.

Good Food increases travel distance by 10 miles per day and adds 10% to fatigue levels. There is a 20% chance (30% for chefs) of superb food, resulting in 20 miles of extra travel distance and a 20% bonus to fatigue levels for 1 day.

5. **GETTING LOST:** If the party goes off the road and heads across country or hides at the side of the road at night, there is a 30% chance of getting lost in open country and

a 40% chance in the woods. However, if a member of the party is a native to the area, reduce the chance by 10%. If an elf, Forester, or Natural Talent Magician is in the party, reduce the chance of getting lost by 25%.

Once a party is lost, it wanders around for 1-6 days until it finds a path. Any time lost for bad meals is added on. A lost party loses 10% fatigue per day they are lost until 50% fatigue level is reached. When the period of being lost is over, the party has a 50% chance of finding its way (60% for native, 75% for Elf, Forester, or Natural Talent guiding it). Failure to find the path results in another 1-3 days of being lost. Good food can counteract fatigue losses. If field rations are carried, they are neutral food 60% of the time and good food 40% of the time.

6. **CASTLES:** If the party attempts to stay at a castle for the night, they will be admitted provided the commoners surrender their arms. If a Troubadour is present, he will have to sing for his supper, which will be superb if he is good (5% chance per bardic voice point). Commoners eat plain fare and bunk in the stable unless of Guild class. Nobles are welcomed if they are allies, but otherwise must joust with a Champion from the castle to be admitted. Women, the sick, and the wounded are always admitted. It is in the nature of "hospitality" for the guest to give suitable "gifts" to his host, and to refrain from any treachery. Breaking the laws of hospitality is regarded as the height of "dishonour" and "disgrace", whether a host or a guest offends. Commoners receive a quick death or else are Outlawed for treacherous conduct when guests in a castle; knights and nobles lose 1/2 their status points and are denied hospitality everywhere they go. Troubadours are the only ones who can come out of a castle with a profit; a night of good singing can bring 1-20 sp from a titled lord and 1-6 sp from a landed knight, bannerette, or Baron.

Encounters During Travel



There is always a good chance that a party travelling any great distance through a region will meet something or someone. However, exactly what a party will meet depends upon the area the travellers are in and the time of the day or night. Encounters are not, as in some games, invariably hostile. Even the most dangerous of monsters or animals often do not intend any harm. In fact, reports have reached the authors of parties of long-lost Orcs asking directions of a party proceeding cross-country and even sharing a superb meal with the adventurers. One incredible instance resulted in The Blatant Beast himself rushing to the rescue of another party besieged behind a jumble of rocks by 40 vicious brigands. Of course, that situation could easily be explained by the fact that a great Troubadour was present in the group and The Blatant Beast was afraid he would be killed before he could sing the fearsome dragon a song. Nevertheless, such is the true nature of the world, and a GM who insists on attacking a party every time he has the chance will soon find himself out of a job.

The following tables are used to determine the general outlines of any encounter. They are intended to be just that, a guide, and some variation either way is recommended to suit the nature of the party and also the situation. After all, common sense dictates overriding the rules at times to spare a hard-hit party yet another savage attack. It is too difficult creating characters for *Chivalry & Sorcery* to indulge in the luxury of endless attacks.

1. **BRIDGES:** If the party contains from 1 to 5 knights, there is a %chance that they will encounter a Knight attempting to defend any bridge the party comes to. Such Knights will refuse to speak or tell their names and have a solid colour on their shields hiding their coat of arms. He will be of level 5-20 (roll 1-20 die, counting 1-5 as 5). A *Pas des Armes* must be fought. If the Knight is Neutral or Lawful, the encounter is for honour; but if either he or the opponent is Chaotic (Alignment 16+), the fight will be to the death or until the guardian is subdued. Use the *Jousting Table*, with "B" results having a 10% chance of Unhorsing. Unhorsing = 1-20 points of damage, with a 20% chance of a critical hit. After the initial charge with the lance, use the *Horse Combat* rules.

If the party does not contain any Knights or it contains more than 5, 90% of the time, the group will encounter the Water Troll who lives beneath the bridge. He built the bridge and he will demand a toll of 3-18 cp per person and animal. There is also a 20% chance that the Troll is a member of a family group containing 1-6 other members, at least 1 of which is an Adult, besides himself. These are lurking nearby.

2. **TOWNS:** If a party finds itself in a town or city, they will encounter the normal traffic associated with a town, such as street vendors, beggars, and the like. A Day is divided into Morning, Afternoon, Evening, and Night. Every character out on the town in the Morning, Afternoon, and Evening, will spend at least 1 CP (given to beggars, street vendors, etc.) Encounters in town other than normal are usually expensive or dangerous. Whenever someone or something is encountered, roll for the Alignment of whatever it is and also use the 1-20 dice to determine the experience level of the persons, etc., encountered whenever that is relevant.

Morning: Every 2 hours the party is out on the town, roll

percentage dice:

- 1-40% = Normal morning traffic; 1-50% chance of party giving 1-6 cp to beggars.
- 41-60% = Meet with 1-3 Thieves:
- 1-60% = you spot the theft afterwards. Lose 1/2 your money, etc.
- 61-80% = you catch the thief in the act (Rf .Thieves for rules governing the detection and identification of the exact person.)
- 81-100% = you pick the thief out in the crowd after the theft.

61-70% = Meet 1-6 Clerics collecting alms for the poor. Party gives 1-10 cp per Cleric.

71-85% = Meet Magick User looking for Adventurers to assist him in seeking out a desired item. There is a 25% chance that someone in the party fits his requirement. If possible, he will place a Geas on the recruit if the chosen member(s) of the party will not hire on willingly.

86-100% = Meet with 1-20 Sergeants and/or Men-at-Arms

1-20% = Troops attempt to recruit members of the party.

31-40% = Someone in the troop recognizes a character and invites him to an inn for a drink. A bout of gambling and carousing occurs.

41-55% = Troops start a fight with the party (opposing faction).

56-100% = Troops pass by without incident

Afternoon: Every 2 hours the party is out on the town, roll percentage dice. If out during the noon hour, stop for dinner and spend 10 cp to 25 cp.

- 01-60% = Normal (See Above)
- 61-70% = Thieves (See Above)
- 71-80% = Clerics (See Above)
- 81-90% = Magick User (See Above)
- 91-100% = Warriors (See Above)

Evening: Every 2 hours the party is out on the town, roll percentage dice:

- 1-40% = Normal (See Above)
- 41-50% = Nightwatch: 1-20 fully armed Civic Militia and Men-at Arms.
- 1-30% = Ahead of the party
- 31-50% = Behind the party
- 51-70% = Followed by the Watch, who are suspicious 1-40% of the time
- 71-100% = Arrested by the Watch (unless a Noble is present). See Inns above for details. Thieves have a 20% chance of being stopped when- ever they encounter the Watch.
- 51-65% = 1-6 Thieves encountered (intent on a mugging).
- 66-75% = Clerics (See Above)
- 76-80% = Magick User (See Above)
- 81-90% = Fighting Men (See Above), only a 1-10% chance of recruitment and 11-40% chance of a friend and a bout of drinking and gambling at an Inn).
- 91-100% = Monsters encountered:

- 1-40% = Meet with Undead
 - 1-20% = 1-6 Zombies
 - 21-40% = 1-6 Skeletons
 - 41-75% = 1-6 Ghouls
 - 76-85% = 1 Vampire
 - 86-90% = 1 "Death"
 - 91-100% = 1 Ghost
- 41-60% = Meet with Lycanthropes
 - 1-40% = 1-10 Ratmen
 - 41-55% = 1-6 Lizardmen
 - 56-85% = 1 Werewolf
 - 86-100% = 1 Werebear
- 61-90% = Meet with 1-6 Uruk-Hai
- 91-100% = Meet with pack of 3-20 dogs

Night: Every 2 hours the party is out on the town, roll percentage dice:

- 1-10% = Normal, with a 75% chance of the party giving 2-12 cp to beggars.
- 11-30% = Nightwatch: 5-50 fully armed Men-at- Arms and Civic Militia.
 - 1-50% = Stopped by the Watch and arrested unless a noble is present.
 - 51-100% =Followed by the Watch, who are suspicious 1-50% of the time.
- 31-45% = 1-10 Thieves
- 46-50% = 1-6 Clerics
- 51-60% = Magick User and 1-6 friends. If evil, he is

looking for victims for a human sacrifice in a Demonic Summoning.

61-70% = Fighting Men (see Evening above).

71-100% = Monsters (see Evening above).

3. **THE KING'S HIGHWAY:** The Royal Bureaucracy prides itself on the upkeep of the major roads of the realm and, as a result, the royal authorities do not look favourably upon an outbreak of robbery or fighting, much less monsters, which disturb the King 's peace. Roll percentage dice every 2 hours during the Day and every 3 hours at Night and at dawn:

Day (12 Hours)

- 1-25% = No encounters at all.
- 26-50% = Normal traffic: Merchants, Pilgrims, Travellers, etc.
- 51-60% = Clerics Encountered:
 - 1-50% = 1-3 Friars: give each 1-6 cp in alms.
 - 51-80% = Lay brothers of a local Monastery. The ranking brother will have a 10% chance of talking a Lawful member of the party into Coming to the Monastery for a visit. Otherwise give alms. 1-20 Monks.
 - 81-100% = 1-20 Fighting Clerics of a Military Order, looking for Lawful persons to join their Order. Lawful Warriors have a 10% of joining.
- 61-70% = Meet the local road Patrol: 10-60 Mounted Sergeants and Knights. 1-6cp paid as Toll per animal and person in party.
- 71-80% = Meet with Brigands:
 - 1-50% = Ambush by 1-20 men on foot.
 - 51-55% = Ambush by 1-10 mounted Brigands.
 - 56-75% = Pursued by 1-20 men on foot or 1-10 on horseback.
 - 76-100% = 1-20 Brigands seen ahead holding up a rich merchant.
- 81-90% = Meet 1-20 Fighting Men (See Above, Morning in Town).
- 91-100% = Meet Magick User and 1-6 "Friends". If evil the magick user is looking for victims 1-50% of the time.

Night (12 Hours)

- 1-20% = No encounters.
- 21-25% = Normal Traffic.
- 26-40% = Noises ahead: Party hides at road side for 1 hour possibly "lost".
- 41-50% = Patrol. Pay toll. 10% chance of being arrested on "suspicion" unless noble present. Party may request escort.
- 51-75% = Brigands (See "Day" Above).
- 76-80% = Warriors (See "Day" Above).
- 81-85% = Magick User (See "Day" Above).
- 86-100% = Encounter Monsters
 - 1-30% = Goblins Race:
 - 1-20% = 1-20 Kobolds
 - 21-35% = 10-20 Goblins
 - 36-45% = 1-6 Bugbears
 - 46-55% = 1-6 Uruk-Hai
 - 56-100% = 5-25 Orcs (1-10% = on War path)
 - 86-100% = 5-20 Uruk-Hai
 - 31-40% = Giant Race:
 - 1-35% = 1-10 Gnolls
 - 36-55% = 1-6 Ogres
 - 56-65% = 1-3 Cave Trools
 - 66-70% = 1-3 Mtn Trolls
 - 71-80% = 1-3 Wood Trolls
 - 81-85% = 1-3 Olog-Hai
 - 86-94% = Hill Giant
 - 95-100% = Cloud Giant
 - 41-45% = Undead:
 - 1-25% = 1-10 Zombies
 - 26-50% = 1-10 Skeletons
 - 51-70% = 1-6 Ghouls
 - 71-85% = 1 "Death"
 - 86-95% = 1 Vampire
 - 96-100% = 1 Barrow Wight
 - 46-60% = Miscellaneous Monsters:
 - 1-5% = 1-10 Centaurs
 - 6-10% = 1 Chimera
 - 11-15% = 1-3 Gargoyles
 - 16-20% = 1 Gorgon + 1-6 Wolves
 - 21-25% = 1-3 Griffins
 - 26-30% = 1-6 Harpies
 - 31-40% = 1-3 Hippogriffs
 - 41-45% = 1 Hydra
 - 46-52% = 1-3 Manticores
 - 53-60% = 1-3 Pegasi

- 61-70% = 1-3 Rocs
 71-75% = 1 Unicorn
 76-85% = 1 Will O'Wisp
 86-90% = 1-3 Wyverns
 91-95% = 1 dragon
 96-100% = The Blatant Beast
- 61-100% = Animals:
 1-5% = 1-10 Giant Ants
 6-10% = 1-3 Brown Bears
 11-13% = 1-3 Grizzly Bears
 14-16% = 1-2 Polar Bears (or Kodiaks)
 17-19% = 1 Werebear
 20-25% = 1-10 Giant Frogs
 26-30% = 1-6 Giant Spiders
 31-35% = 1-20 Giant Rats
 36-40% = 1-3 Skunks
 41-45% = 1 Giant Skunk
 46-50% = 1 Giant Wolverine
 51-55% = 1-10 Giant Mosquitoes
 56-59% = 1-2 Giant Scorpions
 60-62% = 1 Large Constrictor
 63-65% = 1 Large Viper
 66-70% = 1 Giant Viper
 71-75% = 1-3 Giant Wasps
 76-80% = 3-18 Grey Wolves
 81-85% = 4-24 Wargs
 86-90% = 1-6 Dire Wolves
 91-95% = 1-3 Werewolves
 96-100% = 1 Great Stag
4. **ON THE FIEF:** The fiefs are well protected during the Day, but at Night only the village and castle are safe. Roll percentage dice every hour in Day and every 3 hours at Night.

Day:

- 1-40% = 1-100 Serfs in the fields.
 41-60% = 1-10 Yeomen.
 61-80% = Manorial Patrol: 1-20 Mounted Sergeants and Knights.
 81-100% = Large Game Animal:
 1-30% = Female Deer
 31-50% = Stag
 51-60% = Great Stag
 61-100% = Boar

Night:

- 1-10% = 1-10 Serfs.
 11-25% = 1-6 Yeomen.
 26-50% = Manorial Patrol (See Above).
 51-65% = Large Game Animal (See Above).
 66-70% = 1 Cleric.
 71-75% = Magic User and 6 "Friends" (See Above).
 76-100% = Monster Encounter (See Above, Night on Highway).
5. **WOODLANDS:** Roll Percentage dice every 2 Hours, day or night:
 1-15% = 1-6 Foresters
 16-30% = Large Game Animal (See Above)
 31-60% = Animals (See Above, Night on Highway)
 61-70% = 1-20 Band of Outlaws (wronged men, Robin Hood type)
 71-80% = Brigands in a ruined tower deep in woods.
 81-100% = Monsters (See Above)
6. **MOUNTAIN AND HILLS:** Roll Percentage dice every 2 Hours, day or night:
 1-10% = 1-6 Foresters
 11-25% = Animals (See Above, Night on Highway)
 26-35% = 1-50 Brigands
 1-50% = in ruined tower
 51-100% = in a cave
 36-45% = 1-50 Warriors
 46-60% = Large Game Animal (See Above)
 61-80% = Monsters (See Above)
 81-100% = Goblin Race: 1-6 x usual number (See Above)
7. **FORESTER GUIDES:** If a Forester is present in the party, encounters in the countryside or on the King's Highway will occur rarely without his first detecting signs of someone or something coming. Before making a check for an encounter, roll a 1D6 die. If a result of 1-4 turns up, the party is forewarned and may evade or hide or take up an ambush position. The encountered creatures will have 50% chance of detecting the party minus 3% per experience

level possessed by the Forester. Detection may be only the spotting of tracks, hearing a suspicious noise, etc., and does not mean that the party is spotted. Foresters also are able to choose campsites that are not easily detected by marauding animals, monsters, brigands, etc. Make only one encounter check during the night or day. A Yeoman is almost as gifted, and a check is made every 6 hours. If no Forester or Yeoman is present in the party, check every 2 hours day and night.

8. **SPECIAL SITUATIONS:** In times of War, Orcish raids, Dragons rampaging in a region, etc., the information is known to the party before they enter a region. The general nature of the enemy is known, as well as his approximate numbers and general activities. In such instances, furthermore, many other types of encounters will simply not occur as many other people and creatures will lie low until the worst of the trouble is over. The GM should adjust the chance of no encounters at all accordingly.
9. **PREPARED ENCOUNTERS:** There are Castles, towers, Magick Pools, etc., along the route, as placed on the map of the region. The Player-Referee's job is to provide enjoyment of the game by developing scenarios around such landmarks. In some cases, these will already be known places, in other instances the party will be the first to discover them. See *Dragons* in the *Monster Profiles* for an example of how to set up such a scenario.

Character Levels and Experience



here must be some system by which the success of a character can be translated into an improvement in his abilities. By gaining "experience" in meeting the challenges of life a character may rise in his experience level and become an abler opponent. Traditionally, most dungeon and wilderness games have concentrated on measuring the experience of a character by the money he obtains and the monsters he kills. This is perhaps an ideal method when the dungeon or wilderness expedition is the only activity. However, in *Chivalry & Sorcery*, characters are not out of circulation at any time and their activities include far more things than raiding a "dungeon".

The awarding of experience in *Chivalry & Sorcery* is therefore somewhat complex in that it takes into account all of the activities peculiar to a class of character. Fighting Men fight, and thus gain most experience in combat. Magick Users do research and cast enchantments, so their experience is largely gained from the doing of Magick. Clerics perform miracles and protect others from evil. Thieves steal. Elves and Dwarves are combination characters and may gain experience from a wide range of activities. The Hobbit is best suited to thieving, so there is no problem with him.

GameMasters should encourage good role playing. Players who operate their PCs in character and attempt to create a true personality for their PCs separate from their own should receive bonus awards during adventures. Such awards should be based upon their performance and can range up to several hundred experience points (100 to 500, depending on the quality of performance). The standards used to make such awards should include:

1. Does the Character have a personality recognized different from that of the Player?
2. Does the Character act according to what we would know and understand, rather than what the Player knows and understands?
3. Does the Character have a developed background and set of goals which he actively pursues in the campaign?
4. Do the Character's exploits reflect his personality, knowledge, background, and goals as a personality existing in the fantasy world? Specifically, are his deeds, foibles, mistakes, etc., what Conan or Sir Gawain or Anachronus Archimage would be expected to do under the circumstances?
5. Do other Players recognize and enjoy the quality of the role play and respond in kind or else applaud the performance?

Experience points are awarded for a large number of accomplishments. This section presents the awards for defeating enemies and acquiring treasure.

All combats bring an exp., award based upon the participation of the Character in the actual battle-exposing himself to enemy attacks while striking blows against the foe:

- If in single combat, all exp. are awarded to the victor according to his Character class.
- If in multiple combat, exp. are shared equally among the active participants in each combat victory. For instance, if two PCs defeated a monster worth 2500 exp., each could win up to half the exp., depending upon the effect of his Character class on the award.

Combat awards are divided into several categories:

SLAYING: The killing of an enemy in pitched battle- fair fight.

VANQUISHING: Incapacitating or otherwise bringing about the surrender of an enemy, who is spared. Ransom is often the object.

MURDERING: The killing of a captured enemy- effectively dispatching him to avoid inconvenience or else later treachery.

BACKSTABBING: The killing of an enemy through stealthy and unheroic tactics like garroting, throat-cutting while sleeping, sneaking up from behind to stab with a knife, etc. Only Thieves, Assassins, and Foresters on penetration missions will gain significantly from such conduct. Muggings are also included in this category.

Awards are also available for the acquisition of treasure by direct action (as opposed to routine earnings):

BATTLELOOT: Wealth acquired through defeating an enemy and acquiring his possessions as booty. Wealth brings up to 1 exp, per Silver Pennyworth (SP) acquired. Material goods are valued at 25% of their list value in the Price Lists, unless they bear directly upon the vocation of the Character- in which case they are worth 50%. Armor, for instance, is worth 50% to a Fighter, but 25% to non-combatant types. Money is always rated at 100% of value, as are gems.

RANSOM: Money acquired through capturing an enemy and holding him to ransom is always rated at 100% of SP value.

STOLEN LOOT: Money or goods acquired through theft or robbery. Goods are rated as for Battle Loot.

EARNED WEALTH: Money earned by the practice of one's trade by direct action (as opposed to routine earnings). For example, a Troubadour literally sings for his supper in an actual situation arising in an adventure. This category is restricted to only a few Character classes.

The following table represents the percentages of the full exp, award possible for defeating enemies or acquiring treasure. The amount of the awards depends upon the appropriateness to the Character class and the situation:

	Slay Vanq. Murder Bkstb Battle					Stolen Earned		
	Foe	Foe	Foe	Foe	Loot	Ransom	Loot	Wealth
KNIGHT/SQUIRE	100%	100%	10%	10%	50%	100%	0%	0%
PALADIN	100%	100%	10%	10%	50% ³	100%	0%	10% ³
DARK KNIGHT	100%	50%	100%	100%	100%	50%	0%	0%
SERGEANT-AT-ARMS	100%	50%	10%	10%	50%	50%	0%	0%
MAN-AT-ARMS	100%	50%	20%	20%	50%	50%	0%	0%
YOMAN-AT-ARMS	100%	50%	20%	20%	25%	25%	0%	0%
PETIT SERGEANT	100%	75%	10%	10%	50%	50%	0%	0%
FORESTER	100%	50%	20%	50%	25%	25%	0%	0%
MILLITIA	75%	50%	20%	20%	25%	25%	0%	10%
BARBARIAN WARRIOR	100%	100%	10%	10%	50%	50%	0%	0%
MERCHANT-ADVENTURER	75%	50%	20%	20%	50%	25%	10%	10%
MAGICIAN	25% ⁵	25% ⁵	25%	25%	25% ¹	0%	0%	10%
CLERIC	50% ²	50% ²	0%	0%	50% ³	0%	0%	10% ³
INQUISITOR	100% ²	100% ²	0%	0%	50% ³	0%	0%	10% ³
MONASTIC	50% ²	50% ²	0%	0%	50% ³	0%	0%	10% ³
ASSASSIN	100%	100%	20%	100%	50%	50%	50%	0%
SPY	50%	100%	100%	50%	0%	0%	100%	0%
BRIGAND	100%	50%	20%	50%	100%	50%	50%	0%
THIEF	50%	50%	20%	50%	50%	50%	100%	0%
GENERAL CHARACTER	50%	25%	25%	20%	50%	50%	0%	10%
ELF	100%	100%	0%	0%	0%	0%	0%	0%
DWARF	100%	50%	20%	20%	100%	100%	0%	10%
WERECREATURE ⁴	100%	0%	100%	100%	0%	0%	0%	0%
VAMPIRE	100%	100%	100%	100%	0%	0%	0%	0%
GOBLINS	100%	50%	25%	25%	50%	50%	25%	0%
TROLL/GNOLL	100%	50%	25%	50%	100%	100%	25%	10%
OGRE	100%	50%	50%	50%	100%	50%	0%	0%
GIANT	100%	50%	25%	0%	50%	50%	25%	0%

1. Awarded if items are of use in magical enchantments, etc.
2. Awarded only when fighting enemies of Mankind or the Church.
3. Awarded only if the major portion is donated to the Church or the poor (a small sum may be retained for personal maintenance).
4. Awarded when the Character is in his werecreature form; otherwise as for his usual Character class.
5. Magicians double their experience awards for defeating enemies if they use Magick alone (no physical action). In such instances, vanquishing will include successfully gaining control of another so that he is unable to avoid doing the Magician's bidding for a significant period of time (Geas, etc.).

In addition to the general experience awards for defeating enemies -d obtaining treasure, each Character class enjoys specialized awards performing certain types of actions. These are detailed below, according to the Character class.

Honors are also awarded to Fighters in time of war or for deeds of great valor or chivalry. Each 100 Honor Points = +1 Status Point to be added to one's social ranking index.

Treasure

Treasure is of minimal importance to some classes of character and of high importance to others. The experience awarded to each class is as follows:

Fighter: 25% of loot in gp = experience points

Cleric: 25% of loot in gp = experience points if donated to the Church

Magicians: 10% of loot in gp = experience points

Elves: 10% of loot in gp = experience points

Dwarves: 100% of loot in gp = experience points if not Magick Users

Others: 100% of loot in gp = experience points.

"Others" refers to non-fighter types who are not in the basic classes. It also refers to any Monster whose nature it is to amass personal treasure and mount guard over it.

Slaying and Vanquishing Enemies

In Chivalry & Sorcery, players on an adventure may elect for one of two systems of winning experience for the slaying or vanquishing of enemies and monsters:

1. *The Road to Glory:* Experience is awarded according to the contribution of each member of a party to the victory:
 - a) If single combat, all points are awarded to the victor.
 - b) If multiple combat, points are shared equally among the participants in the combat, with 1/2 of a share to those who did not participate but performed duties necessary to the success of the combat or the safety of the party, such as holding torches, guarding the rear, etc.
2. *The Company of Brothers:* Experience is awarded equally for all monsters slain or vanquished, and all loot is shared equally after expenses are settled. Experience points are awarded according to the type of monster encountered, and the point value of each non-player or monster type is printed in the Monster Profiles under the heading of Experience. Again, experience is awarded on the basis of the class of the character and will be dealt with in the sections on each class.

"Slaying" refers to the outright killing of an enemy. If "unchivalric" methods are used, such as killing sleeping or unsuspecting enemies, 1/2 the experience for the "vanquishing" of an enemy is awarded. However, Thieves, Spies, and Assassins gain 100% experience for single handedly garotting, back stabbing, etc., a victim if it is necessary.

"Vanquishing" refers to bringing an enemy to his knees so that he will ask for terms of surrender. Knights receive 100% experience for granting "honourable" terms due to this being highly "chivalric" behaviour. Vanquishing may also be incapacitating foes so that they cannot fight and may be captured.

Knights and Warriors

Knights, Clerics of Military Orders, Sergeants, Men-at-Arms, Mercenaries, and Magicians of Quasi-Military Magical Orders are classified as Warriors and gain experience from a number of sources:

Being a Warrior: 1 point x Experience Level per day.

On an Adventure: 2 points x Experience Level per day.

Going to War: 3 points x Experience Level per day.

One of these above three sources of daily experience applies at any one time, and points are totalled monthly.

Slaying or Vanquishing Enemies: 100% experience points for slaying the enemy; 50% for vanquishing him. However, 100% experience is awarded if "chivalric behavior" results in honourable terms being granted to a defeated enemy.

War: Honours as well as experience may be won on the battlefield, with 100 Honour points = 1 status point in the social scale. Experience and Honours are as follows:

These bonuses are cumulative and are totalled monthly for experience.

- "First in the breach": 100 points x Experience Level + 50 Honour Points.
- "First in the walls": 75 points x Experience Level + 40 Honour Points.
- "Leading a successful sally": 20 points x Experience Level + 20 Honour Points
- "Leading a force of men": 5 points x Experience Level per day.

- "Winning a battle": 100 points x 1/2 Experience Level + 20 Honour Points.
- "Commanding a victorious Army": 500 points x Experience Level + 100 Honour Points.
- "Capturing a Fortress": 100 points x Experience Level (x2 if a Tower or Castle Fortification) + 50 Honour points for SFMH, 90 Honour Points for LFMH, 100 Honour Points for Shell Keep, and 150 + 25 x level of Castle for all Castles. This will apply only to the Lord who actually captures the fortress.
- "Capturing a town": 20 points x level of the town (1-10) + 20 Honour points x level of the town. Again, this applies only to the Lord who actually captures the town.

Championing a Lady: According to the Laws of "Courtly Love," a Knight will gain much Honour by protecting and championing women:

- "For each gallant feat of arms done in honour of a Lady": 3 x Honour Points.
- "Rescuing a noble damsel in distress": 100 points x Experience Level + 50 + 1-50 Honour Points.
- "Rescuing a damsel in distress" who is not of noble rank: 20 points x Experience Level + 25 Honour Points.

Gallant Deeds of Arms at a Tournament: Knights always gain Honour at tournaments:

- Entering each joust, melee, or pas des armes: 1 Honour + 50 Experience Points.
- For every Spear broken in the joust: 2 Honours + 20 Experience Points.
- For each Coronel in the joust: 1 Honour + 20 Experience Points.
- If poorer opponent is Unhorsed: 5 Honours + 20 x Level of Opponent in Experience.
- If equal opponent is Unhorsed: 10 Honours + 25 x Level of Opponent in Experience.
- For each victory in the joust: 10 Honours + 50 x Experience Level in Experience.
- For each "damage point" scored in melee or Pas des armes: 1 x Level of Opponent in Experience.
- For each victory in the pas des armes: 10 Honours + 20 x Level of Opponent in Experience.
- For each capture in the melee: 10 Honours + 20 x Experience Level + 10 x Opponent's Experience Level in Experience.
- For capturing the opposition's Banner in the melee: 25 Honours + 100-1000 Experience.
- For capturing the leader of the opposition in the melee: 50 Honours + normal capture.
- For winning the Jousting Contest: 50 Honour Points.

Honourable Wounds to the Body: 10 Experience points per damage point suffered to the body + 1 Honour Point.

Clerics



ergy and Monks always compute experience according to the following guidelines, and Paladins and Fighting Clerics of Military Orders will benefit when performing Clerical Miracles:

- Being a Cleric:* 2 points x Experience Level per day
- Being a Cloistered Monk:* 2 points x Experience Level per day.
- Being of Alignment 1 or 2:* 2 points x Experience Level per day.

These bonuses are cumulative and are totalled monthly for experience.

Doing Good Works:

- "Curing Wounds and Disease": 2 x Experience Level x hit points cured.
- "Fasting and Praying" (no other activity): double daily experience.
- "Removing Curses": 10 x Experience Level x 1-10.
- "Exorcism": 10 x Experience Level + 1-10 x Level of Demon.
- "Visions": 10 x daily experience for one month (only once per month).

Performing Miracles: 10-100 points per miracle, provided such

miracles are performed for a clear and good purpose, not merely to obtain experience points.

Writing Holy Manuscripts: 5 x daily experience.

Sanctify Object (perform enchantment to BMR 0): 50 x BMR levels Sanctified per 1/2 Dr. or equivalent.

Prepare Holy Waters:

- "Water of Life": 3 x Experience Level .
- "Water of Healing": 7 x Experience Level.
- "Water of Great Healing": 10 x Experience Level.

These bonuses are in addition to the experience awarded for Sanctifying the materials in the Waters.

Slaying or Vanquishing Personal Enemies: 50% Experience.

Slaying or Vanquishing Enemies of the Church or Mankind: 100% Experience.

Magick Users



agick Users gain experience only from the following activities unless quasi-Military Order members or Natural Talent Primitives, who may also be Fighters. Elves and Dwarves may be combination characters (Fighter-Magick User):

Being a Magick User: 1 point x Experience Level per day.

Enchanting a scroll or device: 2 points x Experience Level per day.

Learning New Spells: 5 points x Experience Level per day or first days + 50 x BMR of spell. If spell is above BMR 3, + 100 x BMR of spell. If spell is above BMR 5, +150 x BMR of spell, if above BMR 7, +200 x BMR of spell.

The bonuses awarded above are exclusive of each other, as only one activity is possible at a time. However, the experience may also be awarded for:

Meditation: One experience point x magic level per day (doubled if fasting after 3 days. Up to 20 days.)

Casting Spells: Experience is given for casting spells when there is a definite point to them, such as enchanting an object, defending against an attacker, etc. Absolutely no experience is given for "practising" spells which have been learned, and spells currently being learned are covered above. Magick is purposeful at all times:

Casting unlearned spells: 15 x fatigue points expended.

Casting learned spells: 10 x fatigue points expended.

Enchanting Materials: 50 x BMR enchanted per 1/2 Dr. or equivalent.

Enchanting potions, powders, etc.: Once the materials are enchanted to BMR 0 at 00%, experience = 50 x spell level per dose obtained.

Enchanting scrolls or manuscript pages: 5 points x Experience Level per day spent inscribing the enchantment. *Raising Demons:* 5 x fatigue points expended x level of Demon Experience may be gained only 3 times per month.

Alchemical Processes: Alchemists receive a set experience bonus when they perform alchemical operations for the first time on a material. Afterward, they receive 10% of that bonus for each subsequent operation.

Conjurors make a "brew" for their Magick. The cauldron can enchant materials at the same rate as indicated for the Conjuror's MKL, and experience is given to the Conjuror for such an operation.

Slaying and Vanquishing Enemies: Only 10% experience is awarded for slaying or vanquishing Enemies with weapons. However, if Magick is used, 50% experience is awarded for all non-magick using men and creatures and 100% for Magick Users. If the Magick User employs weapons, he gains only 10% experience, even if he did 99% of the damage with Magick.

Elves, Dwarves, and Magick Users who are members of Quasi-Military Orders, of Noble blood, or are Natural Talent Primitives may elect, in any action, to use Magick or weapons to settle the matter. If Magick Weapons of +3 or higher are employed, the character is deemed to be using Magick. Magick Users who are also Clerics are counted as Clerics or Fighting Clerics when computing experience for slain enemies.

Thieves, Brigands and Assassins



hieves, Brigands, and Assassins are similar in some ways and different in others, so each must be considered separately for some activities:

Being a Thief: 1 point per day x Experience Level.

Being a Brigand: 2 points per day x Experience Level.

Being an Assassin: 1 point per day x Experience Level.

On a raid or mission: +2 points per day x Experience Level. Note: this does not include casual muggings, pickpocketings, and the like, only extended actions.

Sneak Attacks: all back stabbings, garottings, sandbaggings, etc., score 50% for Thieves, 100% for Brigands, and 200% for Assassins. If the victim is not slain, however, only 25% of experience is awarded for bungling the job because it had to be finished face-to-face. If simple robbery is the motive, 25% is scored for vanquishing, 10% for slaying.

Frontal Attacks: Thieves receive 25% experience, Brigands 100% and Assassins 50% (the last being in self-defense or in an open raid, rather than an assassination plot).

Picking Pockets: Add 20% to the experience gained for the loot if the snatch was undetected by the victim and unwitnessed by passers-by.

Muggings: As for picking pockets No experience for accidental slayings.

Picking Locks: variable experience, depending upon the degree of difficulty, but ranging from 10-200 points.

Disarming Traps: variable experience, depending upon the degree of difficulty and danger offered by the traps, but ranging from 100-1000 points for the most part.

Undetected Burglaries: Add 25% to experience gained for the loot if the break-in was undetected by the victim during its commission and unwitnessed by anyone not in the gang.

Detection: No experience is awarded for picking pockets, Muggings, or Burglaries. Thieves depend upon being anonymous for success. Now the Thief must lie low and has lost face with his fellows for being a ham-handed bungler Brigands are similarly penalized if they have been able to disguise their true craft up to the time of detection and are declared Outlaw. Assassins gain full experience for their mission only if not slain or captured and tortured for information.

Slaying and Vanquishing Magicians: Magick Users are exceedingly dangerous foes, and bonuses are added for slaying or vanquishing them in addition to the usual experience bonus. Add 500 x MKL for magicians up to MKL 10, and 1000 x MKL for magicians to MKL 22. If merely vanquishing the Magician, take 50% of the bonus.

Limitations on Advancement



It is strongly recommended that any one character be limited to advancing no more than one experience level per adventure. If, for example, a character has obtained enough experience to advance two levels, pin the character at the top of the level above the one he had when he started the adventure. In other words, if a character at level 4 had obtained enough experience to advance him to level 6, he would be placed at the top of the fifth level, about to enter level 6. In extended adventures, experience earned is totalled every two weeks or once each month, whichever is most convenient or reasonable. Also, if adventures of this sort produce results of a spectacular and momentous nature, an instant totalling of experience would be justified if it would bring an advancement for a character.

Alchemists are an exception to this rule for, in performing some of their processes, they spend many months secluded from almost all experience acquiring activities. Thus, a major experience award will bring full benefits, if due to an alchemical operation.

Experience Levels



Experience results in a character's advancement in proficiency. The following tables give the number of experience points needed to advance in a given category of fighting prowess.

LEVEL: A term signifying the degree of fighting prowess of a character.

BODY: The number of points of damage a character's body may sustain before he is slain. The points indicated are the bonus points added to the character's previous body level.

FATIGUE: The fatigue levels of a character are dependent upon a random die roll (1-6 dice), and the number indicated = the number of dice to roll. The (+) values following the number of dice are the bonus points to be added to the dice totals. If a lower score than the previous level is obtained, the previous fatigue level is maintained.

PCF: The Personal Combat Factor bonus to be added to the PCF computed when the character was first determined. Once the new PCF is determined, the *Personal Combat Table* in the *Character Prime Requisites* chapter should be consulted to alter all fighting characteristics.

MKL: The Magick Level of a character who is a Magick User. This is a convenient guide for players who have combination characters as well as pure Magick Users.

SUPERHUMANS: All characters with Titanic Superhuman Strength and up.

CHIVALRY: All nobles (Knights, Sergeants, Fighting Clerics, Magick Users in Quasi-Military Orders, and Magick Users with Primitive

Natural Talents) .

FIGHTERS: All Sergeants, Men-at-Arms, Mercenaries, Yeomen-Foresters, Guildsmen in the town Militias, non-noble Magick Users in Quasi-Military Orders, Assassins.

NON-FIGHTERS: All human characters not included in the above classes. Brigands tend to be in this class, although a few are Fighters or even Chivalry.

DWARVES, HOBBITS, AND ELVES are given under separate sections, except for Elves with Superhuman Strength who are included in the Superhuman Category.

Level	Exp.	Superhuman			Chivalry (Men)			Fighters (Men)			MKL
		Body	Fatigue	PCF	Body	Fatigue	PCF	Body	Fatigue	PCF	
1	0	var.	2d6	var.	1d6+2	var.	1d6+1	var.	1d6+1	var.	1
2	2500	+3	2d6+3	1.5	+1	2d6+2	1.5	+1	2d6	1.0	1
3	5000	+2	3d6+3	1.5	+1	3d6	1.5	+1	2d6+1	1.0	1
4	10000	+3	4d6+3	1.5	+1	3d6+2	1.5	+1	3d6	1.0	1
5	25000	+2	5d6	1.5	+2	4d6	2.0	+2	3d6+1	1.0	1
6	50000	+3	5d6+3	2.0	+2	4d6+2	2.0	+2	4d6	1.5	2
7	75000	+2	6d6	2.0	+2	5d6	2.0	+2	4d6+1	1.5	2
8	100000	+3	6d6+3	2.0	+2	5d6+2	2.0	+2	5d6	2.0	3
9	150000	+2	7d6	2.0	+2	6d6	2.0	+2	5d6+1	2.0	4
10	200000	+3	7d6+3	2.5	+2	6d6+2	2.0	+2	6d6	2.0	5
11	300000	+2	8d6	2.5	+2	7d6	2.0	+2	6d6+1	2.0	6
12	400000	+3	8d6+3	2.0	+2	7d6+2	2.0	+2	6d6+3	2.0	7
13	500000	+2	9d6	2.0	+1	8d6	2.0	-	7d6	2.0	8
14	750000	-	9d6+3	2.0	+1	8d6+2	2.0	-	7d6+1	2.0	9
15	1000000	-	10d6	2.0	-	9d6	2.5	-	7d6+3	2.0	10
16	1250000	-	10d6+3	2.0	-	9d6+2	2.5	-	8d6	2.0	11
17	1500000	-	11d6	2.0	-	9d6+3	2.5	-	8d6+1	2.0	12
18	1750000	-	11d6+3	2.0	-	9d6+4	2.5	-	8d6+2	2.5	12
19	2000000	-	11d6+4	2.0	-	9d6+5	2.5	-	8d6+3	2.5	13
20	2500000	-	11d6+5	2.0	-	9d6+6	2.5	-	8d6+4	2.5	13

Experience levels continue to increase per 250000 experience points with the pattern established for Fatigue and PCF increases from level 18 to 20. No body bonuses after level 20.

Level	Exp.	Non-Fighters			Elves			Dwarves & Hobbits			
		Body	Fatigue	PCF	Body	Fatigue	PCF	Body	Fatigue	PCF	
1	0	var.	1d6+1	var.	1d6+3	var.	1d6+1	var.	1d6+1	var.	1
2	2500	+1	1d6+3	1.0	+1	2d6+1	1.5	+2	1d6+3	1.0	1
3	5000	+1	2d6	1.0	+1	2d6+3	1.5	+2	2d6+1	1.0	1
4	10000	+1	2d6+1	1.0	+1	3d6	1.5	+2	2d6+3	1.0	1
5	25000	+2	3d6	1.0	+2	3d6+3	1.5	+2	3d6	1.0	1
6	50000	+1	3d6+1	1.0	+2	4d6	1.5	+2	3d6+3	1.5	2
7	75000	+2	3d6+3	1.0	+2	4d6+3	1.5	+2	4d6	1.5	2
8	100000	+1	4d6	1.0	+2	5d6	1.5	+2	4d6+3	1.5	3
9	150000	+2	4d6+1	1.0	+2	5d6+3	1.5	+2**	5d6	1.5	4
10	200000	+1	4d6+3	1.0	+2	6d6	2.0	+1	5d6+3	2.0	5
11	300000	+1	5d6	1.5	+1	6d6+3	2.0	+1	6d6	2.0	6
12	400000	+1	5d6+1	1.5	+1	7d6	2.0	+1	6d6+3	2.0	7
13	500000	-	5d6+3	1.5	+1	7d6+3	2.0	+1	7d6	2.0	8
14	750000	-	6d6	1.5	+1	8d6	2.0	+1	7d6+3	2.0	9
15	1000000	-	6d6+1	1.5	-	8d6+3	2.0	-	8d6***	2.0	10
16	1250000	-	6d6+3	1.5	-	9d6*	2.0	-	8d6+3	2.0	11
17	1500000	-	7d6	-	-	9d6+3	2.5	-	8d6+4	2.0	12
18	1750000	-	7d6+1	-	-	9d6+4	2.5	-	8d6+5	2.5	12
19	2000000	-	7d6+3	-	-	9d6+5	2.5	-	8d6+6	2.5	13
20	2500000	-	-	-	-	9d6+6	2.5	-	-	2.5	13

Experience levels continue to increase per 250000 experience points with the pattern established for Fatigue and PCF increases from level 15 to 16.

*Wood Elves do not add to their Fatigue levels after level 15.

**Hobbits do not add to their body levels after level 8.

***Hobbits do not add to their Fatigue levels after level 14.

Of Men and Monsters



The role of Non-player characters and monsters in *Chivalry & Sorcery* is very important to the success or failure of any adventure. The Non-Player Character and Monster Profiles below give a wide range of characteristics for each of the important types that will be encountered in the typical adventure. Such factors as the experience level of player character types, the number of body and fatigue points, the bonuses for hitting the foe or parrying or dodging the blows of enemies, the WDF or weapon damage multiplier for computing the amount of damage inflicted by a blow that strikes home, armor class, and finally the Experience Bonus gained for slaying or vanquishing a foe are all given. Also, in many instances, the traditional lore concerning various types of monsters is provided to guide the GM as he conducts the adventure.

Non-Player Characters

It should be noted by all players that the GM is not the only person in the game who is able to marshal non-player figures. Player-characters will have friends or Masters or vassals and servants who can be taken along on expeditions. After all, what Knight would send his Squire out alone to face the worst the world has to offer? Indeed, what self-respecting Knight would allow a mere Squire to hog all the glory to himself? Similarly, an Apprentice Magician would not venture into dangerous territory, without protections given him by an anxious Master, far from eager to have to train a bumbling replacement. The whole concept of

Influence may be employed so that a player- character may, in act, influence his Master or other Non-player characters, recruiting them for an adventure. This redresses the deplorable one-sidedness so often encountered in most Places of Mystery or Wilderness adventures, in which the GM holds all of the cards!

RULE NUMBER ONE in *Chivalry & Sorcery* is that it is a game, not an arena for ego-trippers to commit mayhem with impunity on the defenseless or near defenseless characters of others. Games have to be FUN, with just enough risk to get the adrenalin pumping. The moment that an adventure degenerates into a butchering session is the time to call a halt and ask the would-be god running the show just what he thinks he is doing, anyway. Player-characters have to take enough risks built into the game without the brilliant introduction of a foe that totally outclasses them.

RULE NUMBER TWO is that the GM's job is to create in the minds of the players as imaginative, exciting, and enjoyable an adventure as possible, so that the time spent at the activity is worth it even if a favourite character has been killed. In short, he must work at it, not merely roll random dice and trot out the next horde of enemies.

RULE NUMBER THREE is that Non-player characters care about their own skins as much as any player character, and they are not going to suicidally charge the enemy unless no other option is open. To a degree, this factor is reflected in the Morale Rules in the Individual Combat section.

RULE NUMBER FOUR is that Non-player characters have personalities too, and they will behave as individuals, not as a faceless mass which can be manipulated any way that the GM wants. Why, for example, do Orcs attack parties of adventurers, anyway? The answer is that the Orcs want to rob the members of the party and, if it is worth it, perhaps to hold them to ransom as well. Trolls charge tolls to cross the bridges they have built quite an honest transaction in itself but they do get hungry too. In any event, all intelligent beings in the game are bound by the Chivalric Code, and a truce for a parley is respected by men and monster alike, as is an offer or request for terms of surrender. Only howling chaotics bent on performing a human sacrifice to raise a Demon would think of butchering someone just to see blood. Of course, Animals are quite another matter, for they act by instinct rather than conscious motives.

RULE NUMBER FIVE is that Non-player characters and monsters do not have to live one another. Indeed, there are as many rivalries and animosities between monster types as there are among real people. Unless they are all working for a Magick User or other powerful Master, there is no reason to think that a Troll has any love for a Wyvern. Nor, for that matter, is there any reason to think that an Orcish soldier loves and admires the officer placed over him. Desertion, treachery, and even the forming of temporary alliances between player-characters and certain monsters to eliminate a mutually hateful foe are highly possible. Imaginative Player-Referees are encouraged to keep such possibilities in mind.

RULE NUMBER SIX is that not all Non-player characters and monsters are automatically enemies of the party of adventurers. It is conceivable, for example, that an encounter with Trolls on the King's Highway could result in a brief exchange of pleasantries, for the Trolls are hurrying home for supper and cannot take time on a few obviously poor wayfarers. If a bear wanders into the camp at night, throwing it a haunch of meat might satisfy it and persuade it to go away. Who knows, that Lion standing by the edge of the path just might have a thorn in his foot; and the one who pulls it out could obtain a friend and faithful Guard Cat for life! While some of the adventure should be deadly serious, there is also room for rough humour as well.

With these rules in mind, on to the Monsters...

Men, Elves, Dwarves and Hobbits



The four chief races are all marked by a wide diversity of abilities and skills. The following profiles for non-player characters are a compromise between accuracy to the rules for creating characters and the restrictions of space. Still a good variety of fairly realistic non-player types has been provided. Player-Referees are encouraged to develop their own special non player characters using the character Prime Requisites but perhaps cooking some of the scores to acquire the desired result. Players should also remember that the weights of characters are given for the body only. armor weight is extra and must be computed for determining the effects of bashes, etc.

Knights and Superior Elves and Dwarves

Knights are perhaps the finest fighters in the campaign. Because they are a class frequently encountered, three basic non-player types have been developed to give a considerable variety to game play: The Mighty Knight; the Superior Knight, and the Average Knight. Noble Elves may be rated on the same scale as human Knights, while Noble Dwarves and Dwarves of greatly superior skill may be rated as Superior or Average Knights. Weight differentials between the races can be ignored here as there is little real difference between Men and Elves, while the Dwarves in question would be such superior types that the lower weights would be compensated for by the individual's fighting skills.

The *Mighty Knight* is assumed to be more than a match for most men, for only a handful could ever hope to equal his prowess in battle. With Superhuman strength, constitution 20, dexterity 19, bardic voice 16, appearance 18, and charisma 21, he is formidable. His Military Ability is 10, and Command Level is 6. He is 6'3" tall, with a heavy muscular frame. He weighs 225dr. and carries 1100dr.

Such men are exceedingly rare, however, which is fortunate for Men and Monsters as he can literally tear them apart with his bare hands as his basic PCF is 25.5!

Level	Body	Fat.	%Hit	%Parry	%Dodge	Blows	WDF	Armor	%Magick	Arms	Exp.
1	29	8	+35%	-35%	-40%	+4	6x	4	0%/0%		700
2	32	11	+35%*	-35%*	-40%	+4	6x	4	2%/2%		800
3	34	15	+35%*	-35%*	-40%	+4	6x	4	4%/4%		900
4	37	20	+38%*	-38%*	-45%	+5	6x	5	5%/5%		1300
5	39	24	+38%*	-38%*	-45%	+5	6x	7	10%/10%		1600
6	42	27	+40%*	-40%*	-50%	+5	6x	7	12%/12%		2000
7	44	29	+40%	-40%	-50%	+6	6x	7	15%/15%		2500
8	47	32	+45%	-45%	-50%	+6	7x	8	20%/17%		3000
9	49	34	+50%	-50%	-55%	+7	7x	8	25%/20%		4000
10	52	40	+50%	-50%	-55%	+7	7x	8	30%/25%		4500
11	54	43	+50%	-50%	-55%	+7	7x	8	35%/30%		5000
12	57	45	+50%	-50%	-55%	+7	7x	8	40%/40%		5500
13	59	45	+50%	-50%	-55%	+7	7x	8	45%/45%		6000
14	59	48	+50%	-50%	-55%	+8	8x	8	50%/50%		7000
15	59	50	+50%	-50%	-55%	+8	8x	8	60%/55%		8000
16	59	53	+50%	-50%	-55%	+8	8x	9	65%/60%		9000
17	59	55	+50%	-50%	-55%	+8	8x	9	75%/75%		10000
18	59	56	+50%	-50%	-55%	+8	8x	9	80%/80%		11000
19	59	57	+50%	-50%	-55%	+8	8x	9	90%/90%		12500
20	59	58	+50%	-50%	-55%	+8	8x	9	100%/100%		15000

Add +2% on hits and -2% on parries for each level started with an asterisk () when using a favorite weapon.

**Percentage chance for character to have magic weapons and/or a magic armor.

THE SUPERIOR KNIGHT surpasses all but a few in the campaign. He has strength, constitution, and dexterity of 16, IQ, wisdom, and bardic voice of 14, appearance 15, charisma 15. His Military Ability is 8, and Command Level is 4. He is 6'2" tall, with a heavy and muscular frame. He weighs 210dr. and carries 440dr. with ease. With a basic PCF of 10, he is a dangerous fighter.

Level	Body	Fat.	%Hit	%Parry	%Dodge	Blows	WDF	Armor	%Magick	Arms	Exp.
1	17	5	+15%	-15%	-18%	+1	3x	4	0%/0%		200
2	18	10	+18%*	-18%*	-20%	+1	3x	4	2%/2%		250
3	19	13	+19%*	-18%*	-20%	+1	3x	4	4%/4%		275
4	20	15	+20%*	-20%*	-22%	+2	3x	5	5%/5%		350
5	22	18	+22%*	-22%*	-25%	+2	4x	7	7%/7%		400
6	24	20	+25%*	-25%*	-28%	+3	4x	7	10%/10%		500
7	26	23	+25%	-25%	-28%	+3	4x	7	12%/12%		600
8	28	26	+28%	-28%	-30%	+4	4x	7	15%/15%		700
9	30	28	+30%	-30%	-35%	+4	4x	7	20%/20%		800
10	32	30	+35%	-35%	-40%	+4	4x	7	25%/25%		1000
11	34	32	+35%	-35%	-40%	+4	4x	7	30%/30%		1200
12	36	35	+35%	-35%	-40%	+4	4x	8	35%/35%		1500
13	37	37	+38%	-38%	-45%	+5	4x	8	40%/40%		1800
14	38	40	+38%	-38%	-45%	+5	4x	8	45%/45%		2000
15	38	43	+40%	-40%	-50%	+6	4x	8	50%/50%		2300
16	38	45	+45%	-45%	-50%	+6	5x	8	60%/60%		2700
17	38	46	+50%	-50%	-55%	+7	5x	8	70%/70%		3200
18	38	48	+50%	-50%	-55%	+7	5x	8	80%/80%		3700
19	38	49	+50%	-50%	-55%	+7	5x	9	90%/90%		4250
20	38	50	+50%	-50%	-55%	+7	5x	9	95%/95%		5000
21	38	51	+50%	-50%	-55%	+8	x6	9	100%/100%		6500

THE AVERAGE KNIGHT is nevertheless superior to the majority of men. His strength, constitution, and dexterity are 14, IQ and wisdom are 12, bardic voice and charisma are 13, and appearance 12. His Military Ability is 7. He is 6' tall and weighs 190dr., so he may carry up to 380dr. His basic PCF is 8.7.

Level	Body	Fat.	%Hit	%Parry	%Dodge	Blows	WDF	Armor	%Magick	Arms	Exp.
1	14	5	+10%	-10%	-10%	-	3x	4	0%/0%		150
2	15	10	+15%*	-15%*	-18%	+1	3x	4	2%/2%		200
3	17	12	+18%*	-18%*	-20%	+1	3x	4	4%/4%		250
4	19	13	+20%*	-20%*	-22%	+2	3x	5	5%/5%		325
5	21	17	+20%*	-20%*	-22%	+2	3x	7	7%/7%		375
6	23	19	+22%*	-25%*	-28%	+2	4x	7	10%/10%		450
7	25	22	+25%	-25%	-28%	+3	4x	7	12%/12%		525
8	27	24	+28%	-25%	-28%	+3	4x	7	15%/15%		650
9	29	26	+28%	-28%	-30%	+3	4x	7	18%/18%		725
10	31	28	+30%	-30%	-35%	+4	4x	7	20%/20%		800
11	33	30	+35%	-35%	-40%	+4	4x	7	25%/25%		900
12	34	32	+35%	-35%	-40%	+4	4x	7	30%/30%		1050
13	34	34	+38%	-38%	-45%	+5	4x	7	35%/35%		1500
14	34	36	+38%	-38%	-45%	+5	4x	8	40%/40%		1750
15	34	38	+40%	-40%	-50%	+6	4x	8	45%/45%		2000
16	34	40	+45%	-45%	-50%	+6	5x	8	50%/50%		2500
17	34	41	+45%	-45%	-50%	+6	5x	8	60%/60%		2700
18	34	42	+50%	-50%	-55%	+7	5x	8	70%/90%		3000
19	34	43	+50%	-50%	-55%	+7	5x	8	80%/80%		3500
20	34	44	+50%	-50%	-55%	+7	5x	8	90%/90%		4250
21	34	45	+50%	-50%	-55%	+8	5x	8	95%/95%		5000

SUPERIOR SERGEANTS are the virtual equal of Average Knights, although they will not obtain a chain hauberk until level 7 (armor class 7). Such Sergeants include those in the service of a Lord who has given them command authority, Petit-Sergeants who own enough land to purchase a good horse and a suit of armor, and Regular and Mercenary Sergeants who, again, exercise command in their sub-units. They have - 10% chance of possessing Magick weapons or armor, however. All *Elves* are of this type unless superior, and may be clad in a variety of armor classes. Few *Elves* are trained for Horse Combat, but those over level 5 will be armed with Magick Bows and Magick Arrows.

AVERAGE FIGHTING MEN represent the typical Sergeant, Man-at-Arms, Yeoman, Civic Militia-Man, or other character trained to arms. All Sergeants may, of course, employ Chivalric Arms save the Great

Sword, but the others are restricted to the weapons of the Commons.

Level	Body	Fat.	%Hit	%Parry	%Dodge	Blows	WDF	Sgt	Armor worn by		
									Man	At-Arms	Other
1	11	5	+10%	-10%	-10%	-	3x	4	3	2	100
2	12	8	+12%*	-12%*	-15%	-	3x	4	3	2	125
3	13	9	+15%*	-15%*	-18%	+1	3x	4	3	2	150
4	14	12	+18%*	-18%*	-20%	+1	3x	5	3	2	225
5	15	13	+18%*	-18%*	-20%	+1	3x	5	4	2	275
6	17	15	+20%*	-20%*	-22%	+2	4x	5	4	2	325
7	19	16	+22%	-22%	-25%	+2	4x	5	4	2	350
8	21	19	+25%	-25%	-28%	+3	4x	7	5	3	400
9	23	20	+25%	-25%	-28%	+3	4x	7	5	3	475
10	25	21	+28%	-28%	-30%	+3	4x	7	5	3	575
11	27	24	+30%	-30%	-35%	+4	4x	7	5	4	675
12	29	25	+35%	-35%	-40%	+4	4x	7	5	4	800
13	29	27	+35%	-35%	-40%	+4	4x	7	5	4	900
14	29	29	+35%	-35%	-40%	+4	4x	7	5	4	950
15	29	30	+38%	-38%	-45%	+5	4x	7	5	5	1050
16	29	33	+38%	-38%	-45%	+5	4x	7	5	5	1300
17	29	35	+40%	-40%	-50%	+6	4x	7	5	5	1650
18	29	36	+45%	-45%	-50%	+6	5x	7	5	5	2000
19	29	37	+50%	-50%	-55%	+7	5x	7	5	5	2500
20	29	38	+50%	-50%	-55%	+7	5x	7	5	5	3000

Average Fighting Men are about 5'10" tall, weight 170dr., with a carrying capacity of 220dr. His strength, constitution, and dexterity are 12; IQ, wisdom, bardic voice, and charisma are 10. He has a Military Ability of 5 and a Command Level of only 2. His basic PCF is 8.

DWARVES may be considered as Average Fighting Men, but the typical weight of a Dwarf would be 110 Dr. at 4'7". Give Dwarves an additional -5% Dodge bonus for their small size. Reduce Body and Fatigue levels slightly to reflect the smaller size of these creatures.

TYPICAL NON-FIGHTERS: Most Magick Users, all Thieves except -the- mill people one This includes most Assassins and Master Thieves, and the run-of -the -mill people one meets daily are untrained in the use of arms. Clerics as well. Average people are about 5'10 tall, weigh 160dr., with a carrying capacity of 210dr. All other characteristics are equal to an Average Fighting Man's at best but usually slightly less.

Level	Body	Fat.	%Hit	%Parry	%Dodge	Blows	WDF	Armor worn by			
								Cleric	Thief	Other	
1	8	5	+8%	-8%	-8%	-	3x	0-1	0-1	0-1	60
2	9	7	+10%*	-10%*	-10%	-	3x	0-1	0-1	0-1	75
3	10	8	+10%*	-10%*	-10%	-	3x	0-1	0-1	0-1	100
4	11	9	+12%*	-12%*	-15%	-	3x	0-1	0-1	0-2	125
5	13	12	+15%*	-15%*	-18%	+1	3x	0-1	0-1	0-2	150
6	14	13	+18%*	-18%*	-20%	+1	3x	0-2	0-1	0-2	175
7	16	15	+18%*	-18%*	-20%	+1	3x	0-2	0-1	0-2	200
8	17	17	+20%*	-20%*	-22%	+2	3x	0-2	0-1	0-3	250
9	18	18	+20%*	-20%*	-22%	+2	3x	0-2	0-1	0-3	300
10	20	20	+22%*	-22%*	-25%	+2	4x	0-3	0-1	0-3	350
11	22	22	+22%*	-22%*	-25%	+2	4x	0-3	0-1	0-3	375
12	23	23	+25%	-25%	-28%	+3	4x	0-5	0-1	0-4	450
13	23	25	+25%	-25%	-28%	+3	4x	0-5	0-2	0-4	500
14	23	26	+28%	-28%	-30%	+3	4x	0-5	0-2	0-4	550
15	23	29	+30%	-30%	-35%	+4	4x	0-5	0-2	0-5	650
16	23	30	+30%	-30%	-35%	+4	4x	0-5	0-2	0-5	725
17	23	31	+35%	-35%	-40%	+4	4x	0-5	0-2	0-5	800
18	23	32	+35%	-35%	-40%	+4	4x	0-5	0-2	0-5	900
19	23	33	+35%	-35%	-40%	+4	4x	0-5	0-2	0-5	975
20	23	34	+35%	-35%	-50%	+5	4x	0-5	0-2	0-5	1100

Non-Fighters add +1% to Hit% and -1% to parry per level marked with asterisk () due to skill with a favorite weapon.

HOBBITS may be considered as Typical Non-Fighters, and the average Hobbit would weigh 75 Dr. at 3'2", being quite stout. However, give Hobbits a most respectable dodge bonus of -15% because of their small size and great agility. They also have +15% when they throw weapons and also -15% when throwing flasks of oil, etc., as they are very accurate at such activities. Reduce body levels and fatigue levels slightly to reflect the smaller size of these creatures.

NON-PLAYER MAGICK ITEMS

Non-player characters often possess items of Magick. Such items prove to be of great and often inestimable value as loot as well as powerful weapons of offense and defense. If a player-character inherits the estate of a non-player, these will also become his own possessions.

Fighting Men: The percentages given for Magick Arms and armor in the Knight Profiles above give the chance of owning such magical devices. Knights and Sergeants check only once for each category. Bannerettes check twice, Barons three times, and titled nobles six times. If a magical weapon, armor, or shield is obtained, roll percentage dice again:

Die Roll	Magick Weapon
1-25%	+1 Weapon
25-50%	+2 Weapon
51-75%	+3 Weapon
76-90%	+4 Weapon
91-98%	+5 Weapon
99-100%	Great Sword

Die Roll	Great Sword
1-30%	+3 Flaming Sword
31-45%	+4 Flaming Sword
46-60%	+5 Flaming Sword
61-85%	+5 Ego Sword

86-90%	+6 Ego Sword
91-95%	+7 Ego Sword
96%	+8 Ego Sword
97%	+9 Dancing Sword
98%	+10 Bane Sword
99%	+10 Vorpal Blade
100%	+10 Holy Sword

Die Roll	Magick armor
1-20%	-1 Magick armor
21-35%	-1 Magick Shield
36-50%	-2 Magick armor
51-65%	-2 Magick Shield
66-80%	-3 Magick armor
81-90%	-3 Magick Shield
91-94%	-4 Magick armor
95-97%	-4 Magick Shield
98%	-5 Magick armor
99%	-5 Magick Shield
100%	-7 Mithril armor

Magick Users: Magick Users will have 1 magical item for every MKL they have attained, in addition to a Magick Focus:

Die Roll	Type of Device
1-25%	Magick Scroll (1 spell)
26-40%	Magick Book (6-36 spells)
41-55%	Magick Weapon
56-70%	Magick Wand or Staff
71-85%	Magick Ring or Amulet
86-100%	Potion (1-10 doses)

Magick Users above MKL 10 will possess at least one Magick Device of Power, with a 5% chance per MKL above 10 of possessing a second device of power.

Clerics: Use the Magick Users guidelines for Clergy and Monks. Fighting Clerics will possess 1 device of Clerical power at best, and check on the Warrior tables for weapons, with Officers in a Military Order being equal to Barons or even titled Nobles. Bishops, Archbishops, Primates, and the like will possess at least one Holy Relic, with a 5% chance per MKL (see table of equivalent measures of magical proficiency in The Magicians, Part I). They all will carry 1-10 doses of each of the Holy Waters.

Monsters: If a Monster is in possession of a magical device a check may be made on either the Warrior Table or the Magick Users Table to determine its general nature.

Alchemists: The Alchemist is a continual problem because of the nature of his work. He will possess the usual Magick User's items of Magick, plus materials which are in keeping with the level of proficiency he has attained. An Alchemist's laboratory is a veritable storehouse of Magick materials and Alchemist's materials

Dragons & Dragon Lore.

To the Medieval mind, no legendary creature represented more sheer destructive power than the dread Firedrake, the Dragon. The first rule when dealing with Dragons is to do everything possible to avoid them. They are characteristically found dwelling in large, rocky caves from which sulphurous fumes and smoke issue. If a person comes to a stream that is steaming or black with pitch, he should find the nearest bridge and pay the Troll to cross; it's much safer than swimming or crossing that log footbridge which is nothing more than the back of the Dragon who has disguised himself to trap unwary travellers and invite them to dinner.



Dragons are, by any standard, huge creatures who dwarf even the Giants. Dragons of 50, 60, even 100 feet in length have been reported by reputable Medieval scholars and poets. They are characterized by venomous and corrosive spittle which drips from long forked tongues that issue forth from great jaws filled with rows of exceedingly sharp teeth. They can breathe a blast of fire from their nostrils which will cremate most creatures on the spot. Even their blood is scalding and corrosive, causing blistering when it touches the skin. Dragons are armored with ironhard scales as well, proof against all except magical weapons save for a small soft spot under the belly near the heart. Their monstrously huge, lashing tails can be used as a terrible weapon, and the largest Dragons can batter and fling the mightiest of lesser creatures for

many yards with a mere flick of that tail. Nor are their huge, taloned claws to be discounted, for these, too, are capable of rending a fully armored man into a bloody mass in an instant. Worst of all, Dragons can fly at great speed on their leathery wings, subjecting the countryside far and wide to devastating air attack. If this were not enough, Dragons are also exceedingly intelligent, and some are masters of spells of *Command*; for Dragons dearly love to talk and have learned to mesmerize a hidden listener with the power of their words.

However, if Dragons are both terrifying (roll a FER CR-6 each turn in his presence unless a Knight of level 15 and reduce the CR penalty by 1 for each level the Dragon is below ancient type), they also have their weaknesses. Considering that their usual occupation is to ravage, pillage, destroy, and scourge the countryside around their lairs, they are notoriously lax about doing their duty. Dragons are very lazy and sluggish creatures, preferring to rest on their reputations rather than to demonstrate their prowess. They are even lazy when it comes to guarding their treasures, often doing so by sleeping on the huge mounds of gold, silver, and jewels or else coiling around it with their vast bulk. But woe betide the mortal who dares flitch so much as a single coin from that great horde. For if the truth be known, Dragons dote on their treasures and know every piece in it. They immediately sense the loss of any part of their wealth and, after a period of mourning in which they will lovingly fondle the remaining coins and precious cups, necklaces, and gems, they will issue forth from their lairs to vent wrath on the cowering world outside the lair. Th is may give the thief time to make good his escape, but the vengeful Dragon will destroy the land around about; and the culprit would do well not to return to the area as the surviving inhabitants, no less than the enraged Firedrake, will surely take their vengeance upon him! If one is going to steal from a Dragon, it is best to slay the beast first. For all their terrible might, Dragons are surprisingly mortal. It sometimes chances that a great Hero will acquire a sword of great power or a Magick arrow that will find the heart of the beast and slay him. Blood squeezed from the heart of a Great White Stag shot in the deepest part of the wildest forest will often provide good protection from the breath of the Firedrake (reduce damage to 1/10). An enchanted shield of solid iron will serve to protect the face and body of the would-be Dragon-slayer as he advances quickly toward his foe. Golden Apples gathered on a mysterious island far in the West, near the Pillars of Heracles (Gibraltar) may divert the attention of the Dragon long enough to make the killing stroke. Dragons love puzzles and word games and anything else that challenges their intellect. They love riddles and trick questions. They also enjoy flattery, although they will see through it almost all the time. Nevertheless, they will be better disposed toward a flatterer than to one who is insolent. In general, dragons are very hot-tempered and quick to respond to insult. Dragons have incredibly acute senses of hearing, smell and sight. They can see perfectly in the dark, and they have a 90% chance of detecting physically hidden characters. They have a 75% chance of detecting the presence of invisible or otherwise magically hidden creatures. They will not know the exact location of invisible creatures, although they will be able to guess well enough to hit the character with their breath weapon (if they have one and want to use it). If a great and wise magician can be persuaded to help, powders that can put the Dragon to sleep may be used instead of brute force. It is also known that men with good and comely voices can sing the beasts into a deep slumber. In any event, the Dragon must be subdued if the treasure is to be had. It is also prudent to remember that it is well to step far back after delivering the death blow because Dragons die exceedingly hard and require a considerable amount of space for their death throes, with much thrashing and roaring. If at all possible, the Dragon will attempt one last act of vengeance before it expires and/or curse his slayer.

Dragons generally prefer to live in caves, narrow at their open ends, but gradually widening into long, deep caverns. The mouth of the cavern will usually just be large enough for the dragon to pass with folded wings, while the main cavern will be spacious enough for the dragon to turn easily. A dragon's lair will usually contain a number of wards to snare the unwary before they can approach the dragon. Dragons have a fierce territorial imperative, attacking any creature that intrudes upon the area surrounding their lair, be it human, another dragon, or some other powerful creature. The area around a dragon's lair will often be a wasteland, devastated by the creature. Dragon lairs themselves will reek horribly, with solid rock floors melted and scarred by the creature's acidic excretions. The air surrounding a dragon is noxious; a dragon's breath is foul, and its aroma sickening. Because of their smell, all creatures fight with -5% to hit the dragon.

The type of Dragon encountered will be learned when the beast is actually seen, although tracks may give a general idea of its approximate size and power. Dragons acquire 1 experience factor per 2 years of life to a maximum of 250 experience factors:

YOUNG DRAGONS: 10 to 100 years old, 10 feet long + 1 foot for every years of age and weighing 200 Dr. per foot of length. The body of the Dragon will sustain 20 points of damage + 5 points for every foot of length. IQ and Wisdom range from 4 + 3D6; FER/20.

% Hit	Weapons	armor Class and Vulnerability
+30%	4xWDF MLC 6 claws (5 blows per turn)	Class 7, with a vulnerable spot over the heart at Class 3. In each turn in which the Dragon is using claws or fangs or is flying overhead, there is a 5% chance +2% per level of his chief assailant that he will expose his vulnerable belly. Opponents have a 2% chance per dexterity point of being able to exploit the opportunity,
+35%	4xWDF MLB 3 fangs (2 bites per turn)	
25%	Tail Bash: 1-10 points of damage plus automatic bash for 5-30 feet. Targets may dodge. (1-2 lashes of the tail per turn at enemies to the side or rear)	
50%	Fiery Breath: 5 + 1-20 points of fire damage in a cone 20	

feet long and 5 feet wide at the far end. Targets may dodge. (2 blasts of fire per turn) Acid Venom: If bitten by the Dragon, there is a 75% chance - 5% for each armor class worn by a victim (-5% per Magick increment as well) that he will sustain 1-10 points of damage from the blistering venom.

and then if the blow strikes a critical hit mortal wound. The mortally wounded Dragon will take 1-3 turns to die thereafter, but may not move more than 50 feet per turn.

MATURE DRAGONS: 100 to 200 years old, 20 feet long + 1 foot for every 10 years of age and weighing 250 Dr. per foot of length. The body of the Dragon will sustain 60 points of damage + 3 points for every foot of length. IQ and Wisdom range from 10 + 2D6; FER/20.

% Hit	Weapons	armor Class and Vulnerability
+35%	4xWDF MGC 10 claws (5 blows per turn)	Class 8, with a vulnerable spot over the heart at Class 5. In each turn in which the Dragon is using claws or fangs or is flying overhead, there is a 5% chance +2% per level of his chief assailant that he will expose h is vulnerable belly. Opponents have a 2% chance per dexterity point of being able to exploit the opportunity, and then if the blow strikes a critical hit mortal wound. The mortally wounded Dragon will take 1-6 turns to die thereafter, but may not move more than 60 feet per turn.
+40%	4xWDF MGB 8 fangs (2 bites per turn)	
30%	Tail Bash: 1-20 points of damage with a 40% chance of a critical hit against creatures in armor class 0-5 and under 1000dr or 20% for creatures over armor class 5. Automatic bash for 5-30 feet. Targets may dodge. (1-2 lashes of the tail per turn at enemies to the side or rear)	
50%	Fiery Breath: 10 + 1-20 points of fire damage in a cone 30 feet long and 7 feet wide at the far end. Targets may dodge. (3 blasts of fire per turn) Acid Venom: If bitten by the Dragon, there is a 75% chance - 5% for each armor class worn by a victim (-5% per Magick increment as well) that he will sustain 1-10 points of damage from the blistering venom.	

OLD AND ANCIENT DRAGONS: 200 to 1000 years old, 40 feet long +1 foot for every 10 years of age and weighing 300 Dr. per foot of length. The body of the Dragon will sustain 100 points of damage + 3 points for every foot of length. IQ and Wisdom range from 10 + 2D6 with +1 point for every 100 years over 500; FER/20. Old Dragons are talkers and have mastered 1 level of spells of *Command* per 150 years of age.

% Hit	Weapons	armor Class and Vulnerability
+35%	5xWDF MGC 10 claws (5 blows per turn)	Class 10, with a vulnerable spot over the heart at Class 6. In each turn in which the Dragon is using claws or fangs or is flying overhead, there is a 5% chance +2% per level of his chief assailant that he will expose h is vulnerable belly. Opponents have a 2% chance per dexterity point of being able to exploit the opportunity, and then if the blow strikes a critical hit mortal wound. The mortally wounded Dragon will take 1-10 turns to die thereafter, but may not move more than 60 feet per turn.
+40%	5xWDF MGB 8 fangs (2 bites per turn)	
25%	Tail Bash: 5 + 1-20 points of damage with a 40% chance of a critical hit against creatures in armor class 0-5 and under 1000dr or 20% for creatures over armor class 5. Automatic bash for 5-30 feet. Targets may dodge. (1-2 lashes of the tail per turn at enemies to the side or rear)	
50%	Fiery Breath: 10 + 7-42 points of fire damage in a cone 60 feet long and 10 feet wide at the far end. Targets may dodge. (3 blasts of fire per turn) Acid Venom: If bitten by the Dragon, there is a 75% chance - 5% for each armor class worn by a victim (-5% per Magick increment as well) that he will sustain 1-10 points of damage from the blistering venom.	

Failure to make a killing blow when the opportunity first presents itself results in the Dragon becoming defensive and exposing itself -5% as often. It should also be noted that critical hits do double damage to Dragons but have no other effect.

All Dragons move 60 feet per turn and charge at 180 feet per turn. When flying, they move at a breathtaking 650 feet per turn and can dodge at -50% when under missile attack. Poisons have no effect on Dragons unless delivered in massive quantities (6-36 doses), fire has no effect on them, but Cold or Ice will do double damage if they are breathing fire at the time.

ENCOUNTERING DRAGONS: When a Dragon is encountered one of the following situations in fact has occurred. Roll percentage dice:

- 1- 45% = Dragon Tracks: Party may elect to follow the tracks or else continue on. If the group decide to avoid the pursuit, roll for Dragons in the next hour.
- 46-55% = Party sees smoke issuing from a cave in the distance and may elect to make an investigation or else avoid the place.

- 56-60% = Party comes upon a stream that is seething and steaming. 1-40% chance that a Dragon will appear if anyone attempts to wade or swim across. Beware of any log bridges across the stream; 1-35% chance it is the Dragon! However, sneak attacks against the log have a 1-80% chance of failure if it is the Dragon, as he is prepared for such an event and is watchful.
- 61-65% = Party hears the shrieks of a maiden in distress and the roaring of the Dragon.
- 66-70% = Party sees a Dragon flying overhead, wreathed in its own flames. In the day, the Dragon has a 1-60 chance of seeing the party, but the party itself has a 1-50% chance of getting undercover before it is seen.
- 71-85% = Party sees or hears a Dragon in the distance and either evades or attacks.
- 81-100% = Party is ambushed by a Dragon. Roll percentage dice:
 1-75% = Young Dragon
 76-80% = Mature Dragon
 81-85% = Old or Ancient Dragon
 86-90% = The Blatant Beast (See Below)
 91-100% = Tracks of the Questing Beast (See Below)

STALKING THE DRAGON IN HIS LAIR: If the party is intrepid enough to investigate the cave of a Dragon, use the 81-100% Ambush table above for the level of the Dragon. The Dragon will be doing one of the following things:

- 1-40% = Sleeping! Use the Surprise rules to determine whether the Dragon hears the intruders and awakens. Increase the percentage of hearing by 1-20% and check instantly when the character is within 10 feet of the Dragon.
- 41-50% = Feigning Sleep! The Dragon knows the party is coming and will surprise them when he is ready.
- 51-60% = Awake and Talking! The Dragon hears the party approaching and speaks to the intruders when they reach the edge of his cavern at the end of the tunnel. Old Dragons will have Command Spells to the Third Circle and will employ them 1-50% of the time. Ancient Dragons (500 years old and more) will do so 80% of the time. Range: 20 feet per 100 years.
- 61-100% = Dragon seems to be absent for the moment. However, Dragons always seem to turn up at the last minute Check each turn at 1-15% chance he will in fact appear.

THE DRAGON HORDE: The amount of treasure in the Dragon's Horde is a reflection of his age. The older the Dragon, the greater the amount of treasure:

Type of Dragon	Gold Pieces	Silver Pieces	Gems*	Jewelry & Cups**
Young Dragon	10 x Age	100 x Age	1-6 / 20 years	1-6 / 20 years
Mature Dragon	20 x Age	200 x Age	1-6 / 20 years	1-6 / 20 years
Old Dragon	40 x Age	700 x Age	1-6 / 20 years	2-12 / 20 years
Ancient Dragon	160 x Age	1000 x Age	3-18 / 20 years	2-12 / 20 years

*Each Gem may be 1-20 Ct. in weight and may be appraised by a Dwarf, Goldsmith, or Master Thief on the spot. The type of gem may be specified by the GM.

**Each piece or jewelry or cup is worth 20 GP + 1-100 GP.

The value of gems and jewelry or the types of stones can be established by referring to the *Magick Materials List* in the chapter on *Magicians, Part 1*.

The body of the Dragon itself is a treasure. From 5-30 minimum quantities of material (see *Magick Materials List*) may be collected before the Dragon begins to decompose so badly that they are unusable. Dragons will dry up into a pile of dust or melt into a large grease spot within a very short time, so haste is necessary.

If a dragon is slain, it can cast a death curse on its treasure. The curse can be more specific at the GM's option, but in general the curse will be one of bad luck.

EXPERIENCE AWARD FOR DRAGON-SLAYING: 100 exp. Bonus x Hit Point of the Dragon, to a maximum of 25000. If slain by a single character (either by attrition or by mortal blow), that character will be Knighted if Commoner or else is raised to the peerage if a Knight. Also, a Dragon-Slayer brings a FER CR-4 when confronting his enemies, who would have reason to fear him. Honor awarded = Hit Point of the Dragon.

THE BLATANT BEAST: The Blatant Beast is a Dragon with a passionate love of good poetry. He will stop anyone he meets and demand a poem. If he likes the recitation, he will allow the wayfarers to continue. If he does not, he may sometimes give the offending mortal a second chance, but often simply makes a meal of him and his friends. The Blatant Beast is an Ancient Dragon with IQ and Wisdom of 20+. The chance of his liking a poem is related directly to Bardic Voice, with a 3% chance per Bardic Voice point possessed by the reciter that the Beast will approve of the poem. Troubadours and Enchanters add +10% to their chances of pleasing the Beast. Also check to see how pleased he is:

- 1-10% = Blatant Beast is ecstatic. Being a mine of information about Ancient Lore and knowing much information about practically everything, he will answer each of 3 questions accurately 75% of the time. He is not a god, however, and simply cannot know the deepest secrets or

obscurities.

- 11-50% = Blatant Beast will remember the reciter the next time he sees him and greet him with comradely pleasantries because he enjoyed the poem.
- 51-100% = Blatant Beast is pacified by the quality of the poem chosen and the recitation but he allows that he has heard better.

One must be careful to always address the Blatant Beast as My Lord or Your Grace, as he regards himself as being of high noble rank (as do all Dragons). Any disrespect, especially on the part of commoners, will be dealt with forthwith. Nobles offending the Blatant Beast are instantly challenged to a Trial at Arms to settle the breach of Honour and Courtesy! He has an experience factor of 500! Fortunately, he is on good terms with Magick Users and they never fight due to the Lore the Blatant Beast has acquired.

THE QUESTING BEAST: The Questing Beast is believed to be a Dragon, but no one is exactly sure because it is so elusive. Its track always begins as a Dragon's track, then changes into that of some other animal. The nature of the track is continually changing every few hundred yards, confusing the tracker and making the hunt exceedingly difficult. Any Forester or Knight who has any passion for hunting at all has a 10% chance of falling under the spell of the Questing Beast and will set out for distant parts each time he hears of these very mysterious tracks being seen. There is no cure for this mania once required.

EXPERIENCE FOR SLAYING DRAGONS: Experience for slaying Dragons is 100 Experience Points x hit points of the Dragon. However, if it is slain by a mortal blow, 200 Experience Points x hit points are awarded and the slayer is Knighted if a commoner or else is raised to the peerage if a Knight.

Lycanthropes

Lycanthropes or shape-shifters are humans who have acquired the ability to alter their shapes to that of some beast. There are several kinds of Lycanthrope:



1. Magick Users may learn spells permitting them to make enchanted garments like a wolf shirt which can be donned to turn the wearer into a beast. The Ancient Lore spell of SHAPE CHANGE enables a Magician to cast a spell which alters his shape or that of some subject to an animal form. The creature will exhibit the characteristics of the natural animal, except that Body and Fatigue Levels will never be less than that of the man. The subject must strip naked and hide his garments before affecting the change. The SHAPE CHANGE enchantment has a duration of only 24 hours. The time period can be extended safely to 3 days through the wearing of an Enchanted garment. An example is the legendary Nordic 'Wolf Shirt'. Such garments are usually cloaks, robes, or shirts made from the hide of the animal into which the CHANGE will be made, plus 6 other magical materials, all Enchanted to BMR/E. The SHAPE CHANGE spell must be cast into the garment once per week for 22 weeks. The wearer must strip naked and hide his garments before donning the Garment of Change. If unable to recover his clothes in 3 days, the wearer is unable to CHANGE back to human form and is trapped in the animal shape until released by the kiss of a Princess. If he is unable to recover his clothes, he cannot change back; and in three days the change becomes permanent. Such a creature is actually a man in beast form, and he does not lose the ability to think as a man until the change becomes permanent. The beast has the body and the fatigue of the man, but regenerates wounds at +2 damage points per turn. All of the abilities and natural weapons of the beast whose form he wears are granted to him. If the change becomes irreversible, the creature turns into a true Lycanthrope. The advantage of such a shape-change is that a wide variety of creatures' forms may be assumed and the man in such form may communicate with beasts of his kind.
2. Persons capable of trance states may acquire the natural ability to assume the shape of a beast. Any offspring of a true Lycanthrope has a 25% chance of having such an ability. Also Natural Magicians have such talents in cases where a Totem Animal serves as their Spirit Guide. The person retains his own form, totally under a trance, while his spirit walks forth in the guise of his animal. The trance is at Level II, and Primitive Talents and

offspring of Lycanthropes are treated as Shaman types for determining the danger point of the trance. A man under such a trance may remain in animal form until the creature is slain, whereupon the spirit returns to his body and he awakens. If the Werebeast is slain, the spirit of the person will return immediately to the man, with a 25% chance of 1D10 points of damage being inflicted on his Body Levels. If the man is attacked while he is in a trance-state, he will be unable to defend himself. His spirit will be out of his body at the time, trapped in the Wraith-world, and so resurrection will be impossible. Of course, prolonged trance brings many grave risks, as outlined in the chapter on Sorcery. The beast has all of the traits of the true Lycanthrope, except that the man is in complete control and is not in danger of possession by the nature of the beast unless the trance is prolonged. Shaman have a wider range of Shapes into which they can change than do Dance-Chant Magicians, Primitive Talents, and offsprings of Lycanthropes, who are limited to only one creature. Shaman can also assume the demon forms of their Totem Spirits, with ever-increasing power available to them as their command of Trances is increased.

3. The true Lycanthrope is the most dangerous of all, for the beast is utterly savage and murderous. Persons acquire the ability to literally and completely shift their shapes to those of some beast only by being bitten by a were-beast and then becoming infected with the disease of Lycanthropy (1-20% chance). The beast will completely possess them and dominate their Natures. If a person is so infected, a Cleric will have one chance to Cure the disease within 3 days after the infection began, with a 25% chance of success. True Lycanthropes may change form voluntarily to beast form 3 times per month, for a period not exceeding one night per change. A change may be made in any dark place, such as during the night or while under the earth. Daylight automatically reverses the process. Also, for 3 nights per month, during the Full moon, he will automatically become his were animal from moonrise to moonset, unless protected by powerful enchantments to retard the process.
 - a) The true Lycanthrope will be a werewolf, werebear, wereboar, werelion, weretiger, or wererat. See the Animal Profiles for details.
 - b) The true Lycanthrope regenerates damage at +1 point per turn when in human form and +5 points per turn when in beast form.
 - c) When in beast form, the true Lycanthrope cannot be harmed by ordinary weapons. Magick weapons and spells do half-damage. Only silver-tipped arrows and weapons enchanted as banes (e.g.: sword vs. Lycanthropes) will do full damage. However, if a critical hit is scored, the beast will be affected by stunning, loss of blows, temporary paralysis from spinal hits, and the like. Decapitation and instant kills are sufficient to render the beast unconscious for 1-3 turns.
 - d) If a were-beast is killed, it will regenerate back to life unless burned by fire and the ashes are scattered by a Priest, Monk, or Fighting Cleric of purely lawful alignment. Non-clerics may prevent regeneration 1-75% of the time by leaving a silver cross on the ashes.
 - e) A were-beast will automatically check morale at FER CR-5 when faced by fire (which does 1/2 damage but prevents regeneration of that damage for 24 hours), sprinkled by Holy water (which burns like fire), or shot by silver-tipped arrows (which do full damage and prevent regeneration like fire). However, lawful werebeasts are unaffected by Holy Water because they are in the legitimate order of shape shifters and, indeed, are clearly the result of some Divine Agency.
 - f) Lawful were-beasts (Wereboar, Werelion) are dedicated enemies of chaos and never attack lawful beings unless themselves attacked. Neutrals have a 50% chance of being attacked, while chaotics will always be attacked on sight.
 - g) All characters faced by an attack by a true Lycanthrope will check morale as if excessive casualties had been sustained amongst the party. Only a Cleric or a Fighting Cleric, or anyone armed with a Holy Sword or a weapon vs. Lycanthrope will be immune to fear.
 - h) A true Lycanthrope in human form is undetectible but will prefer not to touch silver unless he has to (it burns at a touch but does no damage 90% of the time) because it can do him 1-6 points of damage to the body. He is not affected by Holy Water, but may show revulsion 10% of the time if it is sprinkled on him and he is chaotic in his human alignment. If killed in human form, the beast remains dead.
 - i) A true Lycanthrope will have the same alignment in human form as in his beast form.
 - j) In death, a Lycanthrope always reverts to his human form.

In Beast form, weapons and Magicks used against True

Lycanthropes have the following effects:

WEAPON TYPE	EFFECT
NATURAL WEAPON	1/2 Damage
OR DINARY WEAPON	1/2 Damage
MAGICK WEAPON	1/2 Damage; Full Damage on Critical Hit.
BANE SWORD	Full Damage; Double Damage on Critical Hit.
SILVER WEAPON	Full Damage (ignore AC effects)
TOUCH BY SILVER	1D10 Damage Points (ignore AC effects)
HOLY WATER	1D10 Damage Points (ignore AC effects)
HOLY SYMBOL	Faith -20% = Hold
SILVER HOLY SYMBOL	Faith -10% = Hold
HOLY RELIC	Faith +10% = Hold; 1/2 Faith % = Flee
HOLY WORD: HOLD	Faith % (+10% with Symbol; +30% with Relic)
WRATH OF GOD	Full Damage
FIRE	1/2 Damage
MAGICK FIRE	Full Damage
EARTH MAGICK	1/2 Damage
WATER MAGICK	1/4 Damage
AIR MAGICK.	1/4 Damage
ILLUSION SPELL	Save as if INT/10
COMMAND SPELL.	Save as if WIS/14
GREAT COMMAND SPELL	Save as if WIS/14 or OBEY!

In addition, certain materials have the power to hold back some Lycanthropes:

WOLFBANE is unpleasant to Werewolves, wolves, and other canines when Enchanted to BMR/E.

FRESH WOLFBANE in amounts of at least 0.2 dr. can be brandished against attacking Werewolves and canines. It has efficacy for 3D6 weeks after enchantment, after which it could be used in other Wolfbane preparations but is no longer effective in its present form. Fresh Wolfbane has a 25% chance of holding back such beasts from attacking the person holding it, checked each combat turn.

POWDERED WOLFBANE can be mixed with an equal amount of enchanted Bloodroot, Devil's Bow, and Wormwood to produce 4 doses of powders which can be cast in the face of a Werewolf or Canine. Anyone can target on 25% (Magicians can use higher personal targeting percentages). If successful, roll 1D100: 01-10 = Beast flees in panic and cannot return for 1D10 turns; 11-25 = Beast is blinded and cannot attack for 1 D6 blows, only Dodge; 26-50 = Beast is held back for 1 combat turn; 51-00 = Beast suffers 1D6 points of damage (applied to 01-50 results as well). Range = 5 feet.

UNGUENT OF WOLFBANE is prepared by mixing 0.2 dr. of enchanted Wolfbane with 0.1 dr. of Sulphur, 0.5 pt. Olive Oil (0.5 dr.), and 0.5 dr. Lard, Also Enchanted. This results in 13 doses of unguent, which can be rubbed into the flesh to provide 30 minutes of protection. The Ungent of Wolfbane reduces a Werewolf's or canine's attacks against the wearer by -10% (what canine would willingly sink his fangs into something so unpleasant in smell and taste), and otherwise acts as Fresh Wolfbane.

CATNIP may be prepared in the same manner as described for Wolfbane, producing similar effects when used against Werelions, Weretigers, and other Felines. Catnip, normally attractive to felines, is reversed in its powers when Enchanted under the light of the Full Moon. If not done at this time, the preparations have the reverse effect-- i.e.: attract rather than hold back; produce ferocity rather than fleeing; or increase beast hit probability by +10% rather than blinding or reducing striking ability; and causing no damage to the creatures.

Slaying a were creature brings 150 + 1D100 Honor points.

There are several races which possess Lycanthropic characteristics. Generally, these are undetected by any means except the operations of Magick:

THE LIZARD MEN : Fans of Howard's King Kull will recognize these Monsters instantly. The Lizard Men have the bodies of men and the heads of crocodilian or snake-like reptiles. They are highly intelligent and organized, an ancient race long ago driven to use subterfuge to mask their monstrous natures. They are masters of Illusion with respect to disguising their true shapes, appearing as normal men in every way. Only cats, Great Horses, and lawful werereatures in beast form can detect them naturally. Saintry men will feel uneasy in their presence and develop a healthy dislike of them without knowing exactly why. Thaumaturgists of level 20 instantly recognize that an Illusion spell surrounds them and can, 25% of the time, cast a spell that reveals their exact natures by Dispelling the Magick that surrounds them. There are also enchanted jewels that reveal the true forms of the Lizard Men when someone looks upon them through the jewel, as if through a lens.



The Lizard Men are totally chaotic and are devoted to restoring their race to dominance in the world. Their favorite method is to infiltrate the highest levels of government and use men to fight their battles with other men. For the Lizard Men are themselves few in numbers and cannot risk coming out in the open. Only in death are their true forms revealed to all. Lizard Men have all the characteristics of human beings and can become Warriors or Magick Users. Their IQ and Wisdom is always 13+. In addition to the usual weapons employed by men, they also have *MMB* 2 large fangs (2 x WDF) which they will employ when there is no chance of detection or when they have been unmasked. Experience: as for men +20%.

THE RAT MEN : The Rat Men are human beings who are true Lycanthropes. There are few of them, and they tend to become leaders of packs of rats (which abound in feudal times) from 100-600 strong. They may also be served by 10-20 Giant Rats who act as bodyguards. Rat Men are prone to remain in human form most of the time, for unlike other Lycanthropes, they are not driven automatically to change form at the Full Moon. They use their rat packs to further their own ends by acting as spies and sometimes as executioners of enemies. No player may elect to be a Rat Man without having an IQ of 18+ and a Wisdom of 16+.

The Fey Races

Brownies, Boggarts, Greenies, Frids, and Piskies all belong to the Fey race. These Lesser Feys inhabit different environments as suits their moral purposes. When manifest to mortals the Fey tend to be diminutive in stature rarely rising above 3' in height with, with long arms and legs. Their complexions are usually dark brown or green. Some of the Fey, such as Brownies and Greenies, bring blessings and benefits whether the person receiving the benefits or blessings wishes them or not. Some of the Fey such as Boggarts, Frids and Piskies come to exact vengeance as the result of a justified curse on the recipient. Boggarts and Frids are solitary creatures who dwell in one location for many years, if not generations. (They are not suitable to be player characters). The Boggart are a form of living Poltergeist which can infest a dwelling, a street or even a whole farmstead (the GM can wreck such havoc as they deem fit when a Boggart is on the trail of vengeance). All the Fey are extremely skilled in arts, crafts and magick, which skill they will use to benefit or torment. Piskies and Greenies are especially competent in illusion magick.

Piskie and Brownie society is tribal. They live in underground complexes near rural villages, and the typical tribe numbers from 100 to 300 members, with 10% to 25% being found in the lair at all times. Patrols average 10 to 100 strong. Greenies are solitary creatures which will go out of their way to assist those most in need in their chosen territory.

Fey have a reputation for meanness and trickery which is not entirely deserved; Fey will acquire those they can be protectors for and will only get cranky if their aid is refused.

Not all Fey are alike, any more than all men are alike. The following tables give the experience levels for Fey types. Player-characters advance to the next level upon reaching the indicated experience totals. There is a 10% chance a player has the group's leader for a father, a 10% chance that father is a High One and an 80% chance that father is only a worker. Also, the number of a particular level of High Fey per 100 is provided so that lairs may be appropriately "stocked". The Prime Requisites are treated differently at times than for the usual humans, Elves, etc., and the player should pay close attention to the changes listed below.

Size & Weight = as printed in tables; values change as character advances
 Constitution = 1d20 for recovery; Body as per tables
 Strength = 1d20 for computing Military Ability only.
 Dexterity = 1d20, with all bonuses applied.
 Appearance = 1d20 values reduced for Frids and Boggarts - if GM allows them as PCs.
 Bardic Voice = 1d20 Fey are not tongue-tied
 Charisma = 1d20 for Piskies add +3
 Intelligence = 1d20 Unless non-player types are "officers" then IQ = 1d10
 Wisdom = 1d20
 Alignment = 15-20 for Boggarts, Frids and Piskies Use 1d6 with 1=15, 2=16, etc.
 Body = as per tables

Level	Exp.	Body	Fat	Size	Weight	% Hit	P&D	Blows	WDF	Armor	No/100	Exp.
-------	------	------	-----	------	--------	-------	-----	-------	-----	-------	--------	------

1	0	4	3	3'	45dr	-	-	-	2x	2	60	150
2	2500	5	4	3'	45dr	-	-	-	2x	2	10	200
3	5000	6	5	3'	45dr	-	-	-	2x	3	10	300
4	8000	6	6	3'	55dr	+5%	-	+1	2x	3	10	500
5	25000	6	7	3'	55dr	+5%	-	+1	2x	4	5	650
6	30000	7	8	3'	65dr	+7%	-5%	+2	2x	5	2	1000
7	40000	7	9	3'	65dr	+10%	-5%	+2	2x	5	1	1500
8	60000	8	10	3'	70dr	+15%	-7%	+2	3x	5	1	2500
9	90000	9	12	3'	75dr	+17%	-10%	+3	3x	6	1	4500
10	150000	12	15	4'	75dr	+20%	-15%	+4	3x	7	1/Group	8000

If caught by a mortal the Fey will attempt to bargain for their freedom by promising a rich reward or grant a wish. All Fey will lie to a certain extent, the Frid and Boggarts will attempt to kill those who have captured them. The Brownies, Greenies and Piskies will attempt to embarrass those who had captured them. Each Fey individual will have some oath or some agreement which is binding on them and which they cannot avoid. The GM is free to stipulate what that oath-like binding will be. If the player character actually stumbles on the binding formula, they will be able to compel the Fey to do their bidding at least once.

The Goblin Races

Goblins, Uruk-Hai, Kobolds, Orcs, and Bugbears all belong to the Goblin race. While there are differences, most Goblin types tend to be squat of body, with long arms and bow-legs. Their complexions are dark and leathery, their faces ugly and misshapen, with squinty eyes and long discolored fangs. They live underground, see well in darkness, and hate the daylight which only the Uruk-Hai can tolerate without being overly weakened or demoralized. They are superb tunnelers and can dig 3 times as fast as men. They are skilled in practical areas such as weapon making, but otherwise they are unimaginative and uninventive. In war they can be fierce, but only the Uruk-Hai possess the real military discipline and a sense of tactic. Temperamentally, Goblins are quarrelsome and highly treacherous. Advancement is often obtained by assassinating one's superiors. Rivalries between tribes often results in their attacking each other, unless restrained by leaders capable of exacting obedience from them. Their ferocity is greatest when fighting the Dwarves and Gnomes, their traditional enemies, but Elves are scarcely less hated.

Goblin society is tribal. They live in cave complexes, and the typical tribe numbers from 100 to 600 members, with 10% to 25% being found in the lair at all times. Patrols and warbands average 10 to 100 strong. The lesser races are governed by Chieftains and self-styled "Kings". The Uruk-Hai and the lesser Orcs who are their subjects are formed along military lines, with each warband of 100-600 being a regiment in one of the five tribes: (1) Orcs of the Red eye; (2) Orcs of the Mountains; (3) Orcs of Mordor; (4) Orcs of Isegard; (5) Orcs of the White Hand. The grades of rank particularly among the Uruk-Hai are somewhat elaborate, reflecting their high degree of organization and discipline. Only Orcs and Uruk-Hai venture out of their lairs in daylight, although they dislike it, while the other Goblins sally forth only at night to ambush parties of men passing nearby or to pursue "intruders". Also, Orcs and Uruk-Hai are mercenary and hire out to the highest bidder for wars or other forms of bloodletting.

Goblins have a reputation for stupidity which is not entirely deserved; for while the lower ranks tend to be morons, the leaders are often remarkably intelligent. As long as their leadership is intact, Goblins are dangerous and cunning foes. In addition to their own leaders, Goblins may acquire protectors and leaders of ability of other races. These protectors may be allocated according to the following guidelines:

Type	In Cave Complex or Lair		In "Patrols"	In Surface Expeditions
	None	In lair*		
Fighter 1	none	in lair* 20%	1/20 Goblins	50% 1/10 Orcs or Uruk-Hai
Fighter 5	none	in lair* 20%	1/20 Goblins	50% 1/20 Orcs or Uruk-Hai
Fighter 8	none	in lair* 10%	1/50 Goblins	30% 1/50 Orcs or Uruk-Hai
Fighter 10	none	in lair* 5%	1/50 Goblins	30% 1/100 Orcs or Uruk-Hai
Magician 5	none	in lair* 10%	1/50 Goblins	20% 1/20 Orcs or Uruk-Hai
Magician 10	none	in lair* 10%	1/100 Goblins	20% 1/100 Orcs or Uruk-Hai
Magician 15	none	in lair* none	in patrols	20% 1/500 Orcs or Uruk-Hai
Magician 20	none	in lair* none	in patrols	20% 1/600 Orcs or Uruk-Hai
Bugbear	25%	1-10	15% 1/20 Goblins	none in expeditions*
Ogre	15%	1/50	10% 1/20 Goblins	none in expeditions*
Cave Troll	15%	1/50	10% 1/50 Goblins	none in expeditions*
Mtn. Troll	10%	1/50	10% 1/50 Goblins	10% 1/50 Orcs or Uruk-Hai
Balrog	10%	1/500	none in patrols	none in expeditions

*Human characters may live nearby, however, so check using Surface Expedition Table. Also, when night forays are being made, Monster Protectors may accompany their Goblin subjects in numbers similar to those for Patrols.

In addition to "protectors", Goblins—especially Orcs—associate with chaotic animals like Wargs (Wolves) and Dire Wolves. From 1-20 Wargs and 1-6 Dire Wolves will be found per 100 Orcs in a Cave Complex. Warg is the term used to describe the evil wolves who were used as mounts by orcs. Like so many foul creatures, the warg may have first been bred in Mordor, the result of mixing two animals to produce a true monster. Wargs are said by some to be very intelligent predators; it is rumoured that they had a crude understanding of some orc words and their Black Speech.

Wargs measure about five feet at the shoulder, and could be up to ten feet in length from snout to the tail; estimates put their weight at a maximum of 600 Dr., around four times that of a man. Wargs have a bearlike face with a long muzzle full of huge fangs and a long, prehensile neck; its eyes are small and set back to each side of its head, its ears at the back of the skull. This arrangement give greatest sensory range while keeping its vulnerable areas protected, and the long neck give it reach, flexibility and power when biting into flesh. There is a large well muscled hump above its forelegs, that propel it at high speeds, allowing the beast to run swiftly but also smash and tackle prey and foes.

Apart from its ruff, the Warg had short dense fur, which would have kept injury from tooth and claw to a minimum. Not all damage could have come from the men and beasts it was attacking; Wargs are ferocious and can quickly turn on other members of their pack as well as their handlers. Coloration and patterning of the fur seems to vary throughout the breed, with mottling and other patterns appearing in shades of red, brown, fawn and liver, with harder patterning appearing toward the back. Powerful haunches and a dewclaw allow the Warg to climb.

Not all Goblins are alike, any more than all men are alike. The following tables give the experience levels for Goblin types. Player-characters advance to the next level upon reaching the indicated experience totals. There is a 10% chance a player has the tribe leader for a father, a 10% chance that father is an "officer", and an 80% chance that father is only a warrior. Also, the number of a particular level of Goblin per 100 Goblins is provided so that lairs may be appropriately "stocked". The Prime Requisites are treated differently at times than for the usual humans, Elves, etc., and the player should pay close attention to the changes listed below.

- Size & Weight = as printed in tables; values change as character advances.
- Constitution = 1d20 for recovery; Body as printed in tables.
- Strength = 1d20 for computing Military Ability only.
- Dexterity = 1d20, with all bonuses applied.
- Appearance = 1d20 for Goblins; values halved for all others.
- Bardic Voice = 1d10 Goblins are tongue-tied.
- Charisma = 1d20 for Goblins; values halved for all others.
- Intelligence = 1d20 Unless non-player types are "officers" then IQ = 1d10.
- Wisdom = 1d20 Unless non-player types are "officers" then Wisdom = 1d10.
- Alignment = 15-20 Use 1d6 with 1=15, 2=16, etc.
- Body = as printed in tables.
- Fatigue = as printed in tables.
- Weight Allowance = 1.5 Body Weight.
- PCF = built into tables; do not compute.
- Military Ability = as computed for other characters. Subtract 1-3 if not Uruk-Hai.



KOBOLDS are aggressive, xenophobic, yet industrious small humanoid creatures, kobolds are noted for their skill at building traps and preparing ambushes.

They will plan and dig mines industriously, while laying cruel traps for interlopers. If they must confront an enemy, they will mass their troops for an ambush. Among the monstrous humanoids, they are known for cunning plans; unlike many, they also share those plans among the tribe. General plans and goals are common knowledge, and detailed plans are shared with all who ask, to allow them to work fruitfully for the good of the tribe. Kobolds have a natural hatred of Dwarves.

Kobold society is tribal with war bands based on clans. As many as ten families can be part of a clan. Each clan is responsible for patrolling a ten-mile radius. The most numerous kobold tribes include the Torturers, the Impalers, the Gougers, the Cripplers, and the Mutilators.

KOBOLDS	Exp.	Body	Fat.	Size	Wt.	%Hit	%P&D	Blows	WDF	armor	No/100	Bonus Exp.
Warrior1	0	4	3	3'6"	45	-	-	-	2x	2	60	15
Warrior2	2000	5	4	3'6"	45	-	-	-	2x	2	10	20
Warrior3	4000	6	5	3'6"	45	-	-	-	2x	3	10	30
Warrior4	5000	6	6	3'8"	55	+5%	-	+1	2x	3	10	50
Warrior5	15000	6	7	3'8"	55	+5%	-	+1	2x	4	5	65
Officer6*	25000	7	8	3'10"	65	+7%	-5%	+2	2x	5	2	100
Officer7*	40000	7	9	3'10"	65	+10%	-5%	+2	2x	5	1	150
Officer8*	60000	8	10	3'11"	70	+15%	-7%	+2	3x	5	1	250
Chief	9* 90000	9	12	4'	75	+17%	-10%	+3	3x	6	1	450
King	10* 150000	12	15	4'	75	+20%	-15%	+4	3x	7	1/Tribe	800

* Before a player character can advance to the Officer, Chief or King level in any of the Goblin Races he must first eliminate the superior whose position he covets. If he does so in a duel, he may fill the position and also score the bonus experience points for killing his predecessor. If he resort to assassination, no experience bonus is awarded and he has only a 25% chance of being promoted.

GOBLINS are small humanoid between 4 and 5 feet high, seldom reaching the height of a man. Their eyes vary from red to yellow and are usually dull and glazed. They have a broad nose that sits on a flat face with pointed ears and a wide mouth. Their mouth contains small, but sharp fangs. Their skin pigment ranges from a deep red through nearly any shade of orange to yellow. Members of the same tribe tend to have the same skin color.

Goblins usually live in tribes which are ruled by the strongest goblin in the group. These tribes vary in size from gangs of 4-9 to tribes of up to 400. Goblin tribes usually settle near civilized areas to raid for food, livestock, tools, weapons, and supplies. Some goblin clans will come under the control of stronger goblinoids or other creatures, who will use the goblins for their own purposes. Goblins tend to be bossed around by orcs because they are smaller and weaker, but the Goblins outsmart their larger cousins when trading scavenged goods.

They prefer attacking their opponents in the back or from a safe distance. When pressed into battle Goblins seek safety in numbers, attacking in large mobs. They are afraid of Elves.

GOBLINS	Exp.	Body	Fat.	Size	Wt.	%Hit	%P&D	Blows	WDF	armor	No/100	Bonus Exp.
Warrior1	0	6	4	4'	75	-	-	-	2x	2	60	15
Warrior2	2000	7	5	4'	75	-	-	-	2x	2	10	20
Warrior3	4000	8	6	4'	75	-	-	-	2x	3	10	30
Warrior4	8000	8	7	4'	75	+5%	-	+1	2x	3	10	50
Warrior5	15000	8	8	4'2"	85	+7%	-	+1	2x	4	5	65
Officer6*	25000	9	9	4'2"	85	+10%	-5%	+2	2x	5	2	100
Officer7*	40000	10	10	4'3"	90	+12%	-5%	+2	2x	5	1	150
Officer8*	60000	11	11	4'4"	95	+15%	-7%	+2	3x	5	1	250
Officer9*	100000	12	12	4'4"	95	+17%	-10%	+3	3x	6	1	450
Chief	10* 150000	13	15	4'5"	100	+20%	-15%	+4	3x	7	1	800
King	11* 200000	15	20	4'8"	120	+25%	-20%	+4	4x	8	1/tribe	1000

HOBGOBLINS are a larger, stronger, smarter and more menacing form of goblins. They are smaller and weaker than bugbears, but better organized. Hobgoblins are humanoids that stand nearly 6' tall, a little taller than orcs. Smarter than other goblinoid races, they are renowned for their brutality and military skill.

Hobgoblins exist in perpetual war against all other races, believing that "lesser" species are fit only for battle fodder. In mixed groups, hobgoblin officers often lead units of goblins or orcs, whom they bully and make to feel inferior. Other peoples find them paranoid, insulting, and dismissive, while hobgoblins in turn treat all others as potential threats. Hobgoblin mercenaries may offer their services to powerful and wealthy members of other races, however.

Hobgoblins are adept at uniting fragmented goblin tribes under their command. Powerful creatures such as bugbears, ogres, and trolls may occasionally assume leadership positions in a hobgoblin tribe, but normally act as front line muscle.

Hobgoblins have an extreme hatred of elves. If given a choice in who to kill, they will always pick elves first.

Hobgoblins prefer to dwell in warm hills, but can survive in almost any terrain. Most hobgoblins dwell in subterranean complexes, though about a fifth dwell in fortified villages on the surface. They fortify their homes with ditches, gates, guard towers, catapults, pit traps, and ballistas.

Hobgoblins resemble large, muscled humans, their bodies covered in coarse fur with red-brown or gray skin and red or orange faces. Large males have blue or red noses, and may have beards and male-pattern baldness. Hobgoblin eyes are dark brown or yellowish, and their teeth tend to be yellow. Their muscles are designed more for agility than brute strength, and they have been described as having almost feline dexterity. They specialize in moving without sound. Hobgoblins can see in the dark up to 60 feet away.

Hobgoblins prefer blood-red garments with black-tinted leather. Their weapons are kept highly polished and in good repair. Many hobgoblins sport tattoos, deep scars gouged and burnt into their flesh meant to display their tolerance for pain rather than for art's sake. Some hobgoblins sport piercings for the same reason, though they always keep their noses unobstructed. Their hair is often braided with jewelry carved from the bones of slain enemies. Any other adornments worn are also meant to call attention to their endurance or battle prowess.

Hobgoblins are well-organized, well-trained, and obey a strict military code. They are driven to survive through continuous military conquest. Each maintains a rigid "personal perimeter" that represents both personal space and that individual's portion of the

tribal land. In order to continue constant vigilance over this perimeter, they seek to purge themselves of emotion and superfluous thoughts. Mercy and compassion are considered weakness and individual freedom meaningless.

War itself is almost a religious experience for hobgoblins. Weakness is feared and actively destroyed in their society, and weapons that break in battle are considered ill omens, even if there are plenty of replacements.

Unusual for such a martial race, hobgoblins view death in combat as a sign of weakness rather than glory, although they do honor their dead to some extent. In order to minimize the risk of a dishonorable death in battle, hobgoblin warriors who are no longer fit for combat usually commit ritual suicide in a way similar to the rites of ritual sacrifice to the hobgoblin gods (with the blade of an axe).

											<u>Bonus</u>	
<u>HOBGOBLINS</u>	<u>Exp.</u>	<u>BodyFat.</u>	<u>Size</u>	<u>Wt.</u>	<u>%Hit</u>	<u>%P&D</u>	<u>Blows</u>	<u>WDF</u>	<u>armor</u>	<u>No/100</u>	<u>Exp.</u>	<u>Exp.</u>
Warrior1	0	10	5	5'6"	150	-	-	3x	3	50	75	
Warrior2	2000	11	6	5'6"	150	-	3x	3	10	125		
Warrior3	4000	12	7	5'6"	150	+5%	+1	3x	4	10	200	
Warrior4	8000	12	8	5'7"	155	+7%	+1	3x	4	10	325	
Warrior5	15000	12	9	5'8"	165	+10%-5%	+1	3x	4	10	425	
Warrior6	25000	12	10	5'9"	180	+12%-5%	+2	3x	5	5	550	
Officer7*	40000	14	11	5'10"	180	+15%-7%	+2	3x	5	2	750	
Officer8*	60000	15	12	5'10"	180	+17%-10%	+2	4x	7	1	975	
Officer9*	100000	16	14	5'10"	180	+20%-12%	+3	4x	7	1	1250	
Chief	10*150000	20	6'	220	+25%-15%	+4	4x	8	1	1	1600	
King	11*200000	25	6"1"	230	+30%-20%	+5	5x	8	1/tribe	2500		

BUGBEARS live a life based around survival, often becoming rogues. They tend to be sound military tacticians, and individuals can be highly intelligent. Bugbears are less fertile than other goblinoids, however, and have a smaller population.

Individual bugbears will sometimes work as mercenaries with other sorts of goblin-kin, acting as front-line muscle or even assuming leadership positions in hobgoblin tribes. They assume mastery over goblins whenever it suits them. Goblins are always quick on their toes when bugbears are around, for the unwary are liable to end up in a bugbear stew-pot.

Bugbears are carnivores and will eat anything they can kill, including sentient beings. Intruders are considered a valuable source of food, so bugbears rarely bother to negotiate with them. They have a fondness for glittery, shiny objects and weapons, however, so they will sometimes parley if they think they can get something exceptional. Bugbears also enjoy strong wine and ale, sometimes to excess. Rarely, they will take slaves.

Unlike their smaller cousins, bugbears operate equally well in daylight and great darkness. A bugbear is considered mature by the age of 11. They live for approximately 75 years.

Bugbears resemble hairy, feral goblins standing seven feet tall. They take their name from their noses and claws, which are similar to those of bears. Their claws are not long and sharp enough to be used as weapons, so bugbears often armor and arm themselves with a variety of purloined gear. Most often, this gear is second-rate and in poor repair.

Bugbear eyes are greenish white with red pupils, and their wedge-shaped ears rise from the tops of their heads. Most bugbears have hides ranging from light yellow to yellow brown and their thick, coarse hair ranges from brown to brick red.

Bugbears have exceptional sight and hearing, able to see in pitch darkness. They move with amazing stealth.

Bugbears live in loose bands. Bands of 24 or more will be led by a chief and a sub-chief. Females are not given the same opportunities as males. Bugbears are less preoccupied with mass battles than most goblinoids, partially because they can't as easily afford the losses, and partially because their chaotic nature makes organizing them in armies difficult.

											<u>Bonus</u>	
<u>BUGBEARS</u>	<u>Exp.</u>	<u>BodyFat.</u>	<u>Size</u>	<u>Wt.</u>	<u>%Hit</u>	<u>%P&D</u>	<u>Blows</u>	<u>WDF</u>	<u>armor</u>	<u>No/100</u>	<u>Exp.</u>	<u>Exp.</u>
Warrior1	0	15	10	6'5"	400	+5%	+1	4x	4	40	125	
Warrior2	2000	16	11	6'5"	400	+5%	+1	4x	4	10	200	
Warrior3	4000	17	12	6'5"	400	+7%	+1	4x	5	10	300	
Warrior4	8000	18	13	6'6"	425	+10%	+2	4x	5	10	450	
Warrior5	15000	19	14	6'6"	425	+12%-5%	+2	4x	5	10	625	
Warrior6	25000	20	15	6'6"	425	+15%-7%	+2	4x	5	5	800	
Officer7*	40000	22	17	6'6"	425	+18%-10%	+2	5x	7	5	1100	
Officer8*	60000	24	18	6'8"	450	+20%-12%	+3	5x	7	5	1650	
Officer9*	125000	26	20	6'8"	450	+25%-15%	+3	5x	7	2	2250	
Officer10*	200000	26	22	6'8"	450	+27%-15%	+4	5x	7	1	2900	
Officer11*	300000	28	22	6'10"	475	+30%-18%	+4	5x	8	1	4000	
Chief	12*400000	30	25	6'10"	475	+35%-20%	+5	6x	8	1	5250	
King	13*600000	30	7'	500	+40%-20%	+6	6x	8	1/Tribe	6500		

ORCS are of human shape, of varying size but always smaller than Men, ugly, filthy, with a taste for human flesh. They are fanged, bow-legged and long-armed, and some have dark skin as if burned with squat, broad, flat-nosed, sallow-skinned, with wide mouths and slant eyes.

They fight with ferocity (so long as a guiding 'will' compels or directs them). In some places, Orcs as mainly being battle fodder. Orcs eat all manner of flesh, including human and it seems likely that Orcs do eat other Orcs.

Morgoth could no longer produce life on his own, and Orcs of Angband were transformed from Elves by means of torture and mutilation. Later under Morgoth's lieutenant, the necromancer Sauron, Men were cross-bred with the Orcs. This process was later

repeated during the War of the Ring, creating the fierce Orcs known as Black Uruks. Sauron cross-bred them further with goblin-men, half-orcs and the fearsome Uruk-Hai. They are only able to destroy, not to create and have sour black blood; suggestive of reanimated corpses.



											<u>Bonus</u>	
<u>ORCS</u>	<u>Exp.</u>	<u>BodyFat.</u>	<u>Size</u>	<u>Wt.</u>	<u>%Hit</u>	<u>%P&D</u>	<u>Blows</u>	<u>WDF</u>	<u>armor</u>	<u>No/100</u>	<u>Exp.</u>	<u>Exp.</u>
Warrior1	0	7	4	4'2"	85	-	-	2x	3	50	25	
Warrior2	2000	8	5	4'2"	85	-	-	2x	3	10	45	
Warrior3	4000	9	6	4'2"	85	-	-	2x	3	10	65	
Warrior4	8000	9	7	4'2"	90	+5%	+1	2x	4	10	100	
Warrior5	15000	9	8	4'2"	90	+7%	+1	2x	4	10	150	
Officer6*	25000	9	9	4'3"	95	+10%-5%	+2	2x	4	5	225	
Officer7*	40000	10	10	4'4"	100	+12%-5%	+2	2x	5	2	300	
Officer8*	60000	11	11	4'5"	100	+15%-7%	+2	3x	5	1	400	
Officer9*	100000	12	12	4'6"	105	+17%-10%	+3	3x	7	1	525	
Chief	10*150000	14	15	4'7"	110	+20%-15%	+4	3x	7	1	700	
Lord	11*200000	15	20	4'8"	115	+25%-15%	+4	4x	8	1/Regt	1000	

The URUK-HAI is a race of very large black Orcs of great strength, first appeared about the year 2475 of the Third Age, when they conquered Ithilien and the city of Osgiliath. These original Uruks were of Sauron's breeding, but Saruman bred his own, making further improvements such as resistance to sunlight and more upright stature. All Uruk-hai were larger and stronger than other breeds of Orc and consequently looked down upon and often bullied them.

The Uruk-hai of Isengard were the tallest of the Orcs present and had thick, straight legs (while the Orcs of Mordor were described to be bow-legged) and large hands. Although the Isengarders still did not like the light of the sun, they could withstand it unlike other Orcs.

Berserker Uruks were also utilized during the siege of Helm's Deep, both to clear the ramparts of defenders and to detonate explosive mines to breach the outer walls. These Uruks were even larger than normal Uruk-hai, lightly armored, and said to be prepared for battle (and most likely death) by donning helmets filled with the blood of their enemies.



											<u>No/100</u>		<u>Bonus</u>	
<u>URUK-HAI</u>	<u>Exp.</u>	<u>BodyFat.</u>	<u>Size</u>	<u>Wt.</u>	<u>%Hit</u>	<u>%P&D</u>	<u>Blows</u>	<u>WDF</u>	<u>armor</u>	<u>No/100</u>	<u>Exp.</u>	<u>Exp.</u>	<u>Exp.</u>	
Warrior1	0	12	10	5'10"	180	-	-	3x	3	50	100			
Warrior2	2000	13	11	5'10"	180	+5%	-	3x	3	10	150			
Warrior3	4000	14	12	5'10"	180	+7%	-	3x	4	10	250			
Warrior4	8000	15	13	5'11"	185	+10%-5%	+1	3x	4	10	400			
Warrior5	15000	16	14	5'11"	185	+12%-7%	+1	3x	4	10	575			
Officer6*	25000	17	15	5'11"	185	+15%-10%	+2	3x	5	5	700			
Officer7*	40000	17	16	6'	190	+17%-10%	+2	3x	5	2	1000			
Officer8*	75000	20	20	6'1"	210	+20%-12%	+3	3x	7	1	1500			
Officer9*	125000	22	23	6'1"	210	+25%-15%	+4	4x	7	1	2000			
Chief	12*400000	23	23	6'1"	220	+30%-15%	+4	4x	8	1	2750			
Lord	11*400000	25	25	6'2"	235	+35%-17%	+5	4x	8	1/Regt	4000			
General	12*600000	27	30	6'3"	250	+40%-20%	+6	4x	8	2/Tribe	7500			
Warlord	13*800000	30	30	6'4"	275	+45%-25%	+7	5x	8	1/Tribe	10000			

The Giant Races

The Giant races include Trolls, Ogres, and True Giants. They are typically large in size, very powerful, and extremely cruel.

GNOLLS are the smallest of the Giant Races but could be classed as goblins due to their apparent kinship to the Troll. Gnolls seem to be a cross-breed between Gnomes and Trolls bear a strong resemblance to Hobgoblins. Like other Goblins, they form tribes, live underground, see in the dark, hate daylight, a bloodfeud with the Gnomes and Dwarves. From their Troll ancestors they have inherited their great strength and can carry 2.5 times their body weight. When a player character belongs class, the Prime Requisites are as follows:

- Size & Weight = as printed in tables; values change as character advances.
- Constitution = 1d20 for recovery; Body as printed in tables.
- Strength = 1d20 for computing Military Ability only.
- Dexterity = 1d20, with all bonuses applied.
- Appearance = 1d20 for Gnolls; values are halved for all others.
- Bardic Voice = 1d10.
- Charisma = 1d20; values are halved for all others.
- Intelligence = 1d20 Unless non-player types are "officers" then IQ = 1d10.
- Wisdom = 1d20 Unless non-player types are "officers" then Wisdom = 1d10.
- Alignment = 15-20 Use 1d6 with 1=15, 2=16, etc.
- Body = as printed in tables.
- Fatigue = as printed in tables.
- Weight Allowance = 2.5 Body Weight.
- PCF = built into tables do not compute.
- Military Ability = as computed for other characters.

GNOLLS	Exp.	Body	Fat.	Size	Wt.	%Hit	%P&D	Blows	WDF	armor	No/100	Bonus
											Exp.	
Warrior 1	0	12	10	5'10"	190	-	-	3x	3	50	100	
Warrior 2	2000	13	11	5'10"	190	+5%	-	3x	3	10	150	
Warrior 3	4000	15	12	6'	220	+7%	-	+1	3x	4	300	
Warrior 4	8000	16	14	6'	220	+10%	-5%	+1	4x	4	450	
Warrior 5	15000	17	16	6'	220	+12%	-7%	+1	4x	4	650	
Warrior 6	25000	18	18	6'	220	+15%	-10%	+2	4x	5	850	
Officer 7*	40000	20	20	6'2"	250	+20%	-10%	+2	5x	5	1250	
Officer 8*	60000	22	22	6'2"	250	+25%	-12%	+3	5x	7	1750	
Officer 9*	100000	25	25	6'3"	275	+30%	-15%	+4	5x	7	2500	
Chief	10*150000	30	30	6'4"	300	+35%	-17%	+4	6x	8	3500	
King	11*200000	35	35	6'6"	350	+40%	-20%	+6	6x	8	1/tribe 5000	

* As in the case of Goblin type, a player character must eliminate the officer or Chief of King he wishes to replace, and only after that will he advance to the next level of experience.

OGRES are the most repulsive and frightening of the Giant races. They have from 1 to 3 eyes, scabious complexions, misshapen bodies, immense strength, and limited intelligence. They are especially vulnerable to distraction by word games and puzzles. They prefer to live in caves, but they will settle for castles if nothing better offers itself. They are not socially organized but may live with Goblin types. They carry 4 times their own body weight, which is useful because they are fond of collecting large hordes of treasure. They fight with clubs and other blunt instruments because they like to see bones broken and heads smashed to a pulp. Barehanded, their fists strike like lightweight Maces. So terrifying is their appearance that most men check their morale at the sight of them with FER CR-2. Failure of morale will bring a hasty retreat, and pursuit by the Ogre will push the character to panic if a second FER CR-3 is failed. Anyone coming upon them is surprised 30% of the time.

Ogres also see well in darkness and hate bright sunlight. Their hearing is so keen that they hear noises 30% of the time. It is believed the gauntlets of an Ogre will give the wearer greater killing powers, adding 2x WDF per Hit scored. Also, the great belt of the Ogre is supposed to impart immense strength - effectively doubling the carrying capacity (CC) of the wearer. In fact, only the older, most powerful Ogres may possess such magical aids, and a person much under 6' tall will be unlikely to wear them.

As a general note, it should be observed that Ogres often eat their captives and victims. They also delight in torturing captives. Few monsters are more hideous or cruel.

75 + 1d100 Honor Points are won for slaying an Ogre.



OGRE

- Size & Weight = as printed in tables; values change as character advances.
- Constitution = 1d20 for recovery; Body as printed in tables.
- Strength = 1d20 for computing Military Ability only.
- Dexterity = 1d20, with all bonuses applied.
- Appearance = 1d10.
- Bardic Voice = 1d10.
- Charisma = 1d10.
- Intelligence = 1d10.
- Wisdom = 1d10.
- Alignment = 15-20 Use 1d6 with 1=15, 2=16, etc.
- Body = as printed in tables.
- Fatigue = as printed in tables.
- Weight Allowance = 2.5 Body Weight.
- PCF = built into tables do not compute.
- Military Ability = as computed for other characters.

OGRES	Exp.	Body	Fat.	Size	Wt.	%Hit	%P&D	Blows	WDF	armor	No.	Bonus
											App.	Exp.
Young 1	0	30	10	6'	250	+5%	-	+1	4x	3	1d6	225
Young 2	2500	32	10	6'4"	350	+7%	-	+1	4x	3	1d6	350
Young 3	5000	34	12	6'6"	400	+10%	-	+2	4x	3	1d6	525
Young 4	10000	36	14	6'6"	400	+12%	-5%	+2	5x	3	1d6	750
Young 5	20000	38	16	6'6"	425	+15%	-7%	+2	5x	4	1d6	1200
Adult 6	40000	40	20	6'6"	425	+17%	-10%	+3	5x	4	1-4	1700
Adult 7	75000	40	22	6'8"	450	+20%	-12%	+3	6x	4	1-4	2300
Adult 8	125000	40	24	6'8"	450	+22%	-12%	+4	6x	5	1-3	3000
Adult 9	250000	40	26	6'10"	500	+25%	-12%	+4	6x	5	1-3	4000
Adult 10	400000	45	30	7'	600	+27%	-15%	+5	6x	5	1-2	5000
Old	11 550000	45	32	7'2"	650	+30%	-17%	+6	6x	7	1	6500
Old	12 700000	45	34	7'2"	650	+35%	-20%	+6	7x	8	1	8000
Old	13 1000000	45	36	7'6"	725	+40%	-20%	+7	7x	8	1	9500

TROLLS were created by Morgoth before the First Age. Trolls are very strong, but they turn to stone in sunlight. Many Trolls died in the War of Wrath, but some survived and joined the forces of Sauron, the greatest surviving servant of Morgoth. In the Second Age and Third Age, Trolls were among Sauron's most dangerous warriors. In the Third Age, Sauron created the Olog-hai, which are more powerful than earlier breeds of Trolls. While most Trolls cannot bear exposure to sunlight without turning to stone, the Olog-hai apparently could.

Trolls are, on the average, slightly larger and heavier than Ogres. They also have a wicked, vicious intelligence which they employ to do cunning and foul deeds. Immensely strong, agile, and protected by rubbery or scaly hides that will turn the point or edge of ordinary weapons, Trolls are awesome enemies. Trolls also regenerate damage done to them at 3 points per melee turn, beginning the turn after the wound is suffered. Only fire, Magick weapons, and spells are assured of doing substantial damage, and it is best to burn their bodies once they are slain to prevent their regenerating back to life. A Troll also detests sunlight and thus they prefer to live in caves and dungeons, under bridges, in underwater grottoes, in dark woods, and on the shady side of mountain passes. There they lie in ambush to rob travellers and, if hungry, to kill and eat them as well. In a Troll's lair can be found all of the gold and after treasure he has stolen; for the Troll is a miser and does not spend his loot. While Trolls are solitary creatures, family groups of 2-6 sometimes appear.

'The Trolls take you!' was a dreaded curse among the Nordics, who believed that even to talk of Trolls would attract their unwelcome attention. Trolls are the quintessence of supernatural fear and ferocity. They are 'demons' of the night, fearsome in aspect - huge, immensely strong monsters with vaguely human shape. These shambling terrors have bluish-black hides and perhaps a tuft of wolf-grey hair on their heads, their eyes glowing in the darkness with awful bale fire, their claws and fangs able to rend and tear

armor and flesh with a sadistic cruelty and bloodlust that is boundless.

- So frightening is the appearance of a Troll that all Characters under Experience/9 will know FEAR and must make a FER CR-2 when within 50 ft. of a Troll (checked each combat turn). Most animals will panic and attempt to flee, but a trained mount will stand its ground so long as its rider does not panic. To slay one thus brings 100 + 1D100 Honor points.
- To lock eyes with a Troll when engaged in personal combat (20% chance) may bring momentary hesitation and loss of 1 blow. A FER CR-5 is also required of all Characters under Experience/9, with failure indicating abject PANIC. This effect occurs only at very close range.
- Trolls often emit an unmistakable stench which cannot be missed by anyone downwind. Most animals will become uneasy at the smell, and if it is particularly strong and close, they may break into panicked flight. At close quarters, the stench of the Olog-Hai can incapacitate any Character failing a CON CR, resulting in severe nausea and a halving of all combat abilities for 1 combat turn.
- Cave Trolls, Mountain Trolls, and Wood Trolls have rubbery hides equivalent to AC/6, while Olog-Hai have Flinty hides equal to AC/10. Such hides will turn ordinary weapons (no damage), while crushing weapons of 'LH' or 'H' rating do 1/2 damage. Magical weapons and spells are, of course, fully effective.
- Some Trolls are afraid of fire. Cave, Mountain, and Wood Trolls will make a FER CR-5 when faced with the threat of flames; if burned, they may flee 20% of the time. Olog-Hai are unafraid of ordinary fire and can often pass through it unharmed (CON CR-5 required), and suffer only 1/2 damage otherwise. Flaming Swords and Magick Fire inflict double damage.
- Trolls are usually unaffected by indirect sunlight, such as may be encountered on cloudy days or in shaded regions. They will be 'nervous' during daylight, however, and require a FER CR-3 at any crucial moment to avoid withdrawing to a safely darkened shelter. In direct sunlight, all are in peril of being turned to stone or else suffering damage from the sun's rays.
- Trolls possess Night Vision and can see clearly in darkness up to 60 ft., and dimly up to 150 ft. Sudden bright light may daze them for a moment (20% chance), reducing hit probabilities by -15% for a combat turn before their sight adjusts.
- Trollish fangs and claws count as enchanted weapons when they are fighting other supernatural creatures who suffer reduced or no damage from ordinary weapons.
- Dying Trolls have the power to CURSE their slayer(s) if they know the name(s) of the person(s) who did them to death. Such CURSES bring 'Bad Luck' in the form of a +1/-1 penalty on all D6, D10, and D20 rolls, and +05%/-05% penalty on all D100 rolls until it is lifted. Amulets of Protection will ward off such CURSES, as will a Clerical BLESSING received immediately before combat.
- Trolls are voracious and will be attracted by anything edible. One should take appropriate precautions when travelling in Troll-haunted regions. (In some cases, a Troll can even be placated by an offer to share a meal, provided the fare is of suitably high quality. Usually, though, the Troll has his eye on a less friendly arrangement, with his victims serving as the barbecued supper).
- Trolls have a fondness for treasure and may be prepared to accept tolls and ransoms rather than killing their captives or intended victims. Generally, the more intelligent the Troll, the more civilized he tends to be in such matters.

Slaying a Troll brings 150 + 1D100 Honor points if the creature is adult.

Cave Trolls are usually found in subterranean regions. They rarely venture into the open, for they cannot stand any form of direct sunlight and will be immediately turned to stone at the touch of a ray of the sun. Indirect sunlight brings them no harm.

Cave Trolls are somewhat intelligent and will attach themselves to Goblin bands as protectors. Thus, in a Goblin lair, there is a good chance that one or several Cave Trolls will appear to defend their hard pressed minions if a party of adventurers is winning the day or creating a real ruckus.

Cave Trolls have medium fangs and claws, but they also will employ a variety of weapons as well in combat, if fighting bare-handed, they can grapple and attempt to tear an NPC opponent limb from limb (STR CR required). A victim of such an attack must make a CON CR-5 to survive the attack.



CAVE										No.	Bonus	
TROLLS	Exp.	Body	Fat.	Size	Wt.	%Hit	%P&D	Blows	WDF	armor	App.	Exp.
Young 1	0	30	20	6'	300	-	-5%	+1*	3x/2x	5	1-4	250
Young 2	5000	35	25	6'4"	375	+5%	-5%	+1*	3x/2x	5	1-4	425
Young 3	10000	40	30	6'8"	450	+7%	-7%	+1*	3x/2x	5	1-4	600
Young 4	20000	45	35	7'	550	+10%	-10%	+1*	4x/3x	5	1-3	1200
Young 5	40000	50	40	7'2"	600	+12%	-12%	+1*	4x/4x	5	1-2	2000
Adult 6	75000	53	45	7'4"	650	+15%	-15%	+2*	4x/4x	7	1-2	3000
Adult 7	125000	56	50	7'6"	700	+20%	-17%	+2*	5x/4x	7	1-2	4000
Adult 8	250000	60	55	7'6"	700	+25%	-20%	+2*	5x/4x	7	1	5000
Adult 9	500000	65	60	7'6"	700	+30%	-25%	+3*	6x/4x	7	1	7000
Old	10750000	70	65	7'6"	700	+35%	-27%	+3*	6x/4x	7	1	9000

*All Trolls possess the number of blows indicated for MLC 6 claws and MMB 2 fangs, without weapons. Trolls use both claws when fighting barehanded and, by expending 2 blows, may hug opponents and inflict 3-18 points of damage, with a critical hit probability of a Morning Star (C). They also attempt to bite with MMB 2 fangs. If armed, the bonuses indicated under Blows are added to the number allotted to the weapon the Troll is using. The second WDF number indicates the damage done with natural weapons, which are used 75% of the time.

Mountain Trolls may form loose groups of 10-60 to gain dominance over Goblin tribes, whom they treat as *Snaga* (slaves). Trolls are very loath to work and prefer others to labour for them. Mountain Trolls are larger, stronger, but somewhat less intelligent than are Cave Trolls. They dwell in natural caves and roam the highlands of mountain wildernesses. Sunlight is dangerous but not immediately fatal to them, causing 1D6 points of damage per game turn they are exposed if they do not make a CON CR-5.

Unlike Cave Trolls, who are often civilized enough to prefer ransom to victims, Mountain Trolls have a taste for the flesh of Humans, Elves, Dwarves or Hobbits, and rarely will be bought off with gold or silver. They are close to beasts in their mentality and behavior. (They do like treasure, only they prefer taking it!).

Mountain Trolls rarely fight with weapons other than crude clubs, and often go to it with medium fangs and claws. Like Cave Trolls, they can grapple and tear an NPC opponent limb from limb on making a STR CR, with the victim needing a CON CR-6 to survive the attack.

Cave and Mountain Trolls may also be found in league with Frost Giants and Cloud Giants, serving as guards in the Giants' strongholds.



MTN.									No.	Bonus
TROLLS	Exp.	BodyFat.	SizeWt.	%Hit	%P&D	Blows	WDF	armor	App.	Exp.
Young 1	0	30	20	6'	325	-	-5% +1*	3x/2x	5	1-4 250
Young 2	5000	35	25	6'4"	400	+5%	-5% +1*	3x/2x	5	1-4 425
Young 3	10000	40	30	6'8"	475	+7%	-7% +1*	3x/2x	5	1-4 600
Young 4	20000	50	35	7'	550	+10%	-10% +1*	4x/3x	5	1-3 1200
Young 5	40000	55	40	7'4"	600	+12%	-12% +1*	4x/4x	5	1-2 2000
Adult 6	75000	60	50	7'8"	675	+15%	-15% +2*	5x/4x	7	1-2 3000
Adult 7	125000	65	60	7'8"	675	+20%	-20% +2*	5x/4x	7	1-2 4000
Adult 8	250000	70	70	8'	750	+25%	-22% +2*	6x/4x	7	1 5000
Adult 9	500000	75	80	8'	775	+30%	-25% +2*	6x/4x	7	1 7000
Old	10750000	80	90	8'	800	+35%	-30% +2*	7x/5x	8	1 9000

Wood Trolls are the forestland equivalent of the Mountain Trolls. They are strong but relatively unintelligent, being very beast-like in their behavior and instincts. They are almost exclusively solitary creatures and never form groups larger than 6 members (families). Nor do they often become involved with Goblins - regarding them as food little less tasty than Humans, Elves, Dwarves, and Hobbits. They dwell in dense, shaded thickets or in lairs dug from the earth. They find sunlight dangerous but not lethal, suffering 1D10 points of damage when exposed to the sun's rays if they do not make a CON CR-5. However, forests tend to be shady, and the sun becomes a peril only in lightly wooded regions and in clearings.

Wood Trolls rarely fight with weapons other than crude clubs, and often prefer using their medium fangs and claws. Like Cave Trolls, they can grapple and tear an NPC opponent limb from limb on making a STR CR, with the victim needing a CON CR-6 to survive the attack.



WOOD									No.	Bonus
TROLLS	Exp.	BodyFat.	SizeWt.	%Hit	%P&D	Blows	WDF	armor	App.	Exp.
Young 1	0	30	20	6'	300	+5%	-5% +1*	3x/2x	5	1-4 250
Young 2	5000	35	25	6'4"	350	+7%	-7% +1*	3x/2x	5	1-4 450
Young 3	10000	40	30	6'8"	425	+7%	-10% +1*	3x/2x	5	1-4 600
Young 4	20000	50	35	7'	500	+10%	-12% +2*	4x/3x	5	1-3 1200
Young 5	40000	55	40	7'4"	550	+15%	-15% +2*	4x/4x	5	1-2 2000
Young 6	75000	60	50	7'8"	600	+17%	-20% +2*	5x/4x	7	1-2 3500
Young 7	125000	70	60	7'8"	650	+20%	-22% +2*	5x/4x	7	1-2 5500
Adult 8	250000	75	70	8'	700	+25%	-25% +3*	6x/4x	7	1 6750
Adult 9	500000	80	80	8'	700	+30%	-27% +4*	6x/4x	7	1 8500
Adult 10	750000	90	90	8'	725	+35%	-30% +5*	7x/4x	8	1 10000
Old	11100000	100	100	8'	750	+40%	-35% +6*	7x/5x	8	1 12000

Olog-Hai are "strong, agile, fierce, and cunning" trolls created by Sauron and are able to withstand sunlight while under the sway of Sauron's will. For this reason they are seen by some to be Orcs like the Uruk-Hai, but they are definitely of Troll stock. They are improved Trolls, much like the Uruk-Hai are improved Orcs. They seldom spoke and are said to know no language other than the Black Speech, in which Olog-Hai means "troll-folk" (singular Olog "troll"). Because of their cunning, they are thought by some to be giant Orcs, rather than trolls. They appeared towards the end of the Third Age and could be found near Dol Guldur and in the mountains around Mordor. They are taller and wider than men, and their hide or armour is a mesh of horny scales. They had black blood. All Trolls can see in darkness and, being very strong, carry 4 times their body weight.



OLOG									No.	Bonus
HAI	Exp.	BodyFat.	SizeWt.	%Hit	%P&D	Blows	WDF	armor	App.	Exp.
Young 1	0	35	25	6'	325	+5%	-5% +1*	3x/2x	7	1-4 250
Young 2	5000	40	30	6'4"	400	+7%	-7% +1*	3x/2x	7	1-4 500
Young 3	10000	45	35	6'8"	475	+10%	-10% +2*	3x/2x	7	1-4 1000
Young 4	20000	60	40	7'	550	+12%	-12% +2*	4x/3x	7	1-3 1500
Young 5	40000	70	50	7'4"	600	+15%	-15% +2*	4x/4x	7	1-2 2500
Young 6	75000	75	60	7'8"	675	+20%	-20% +2*	5x/4x	7	1-2 4000
Young 7	125000	85	70	7'8"	750	+25%	-25% +3*	5x/4x	7	1-2 6500
Adult 8	250000	90	80	8'	750	+30%	-27% +4*	6x/4x	8	1 8500
Adult 9	500000	100	90	8'	750	+35%	-30% +5*	6x/4x	8	1 11000
Adult 10	750000	110	100	8'	775	+40%	-33% +6*	7x/4x	8	1 13000
Old	11100000	125	110	8'	800	+45%	-35% +7*	7x/5x	8	1 15000

When a player character belongs to this class, the Prime Requisites are the same as for Gnolls, except Wood Trolls and Olog-Hai may have a Bardic voice of 1-20.

GIANTS are the largest of the human-like monster races and rarely grow less than 10 feet in height. They are almost always evil and dangerous, but on occasion friendly ones may be encountered. Most Giants originate in Jotunheim, far to the north—the only exception being the Cyclopes of the south. Northern Giants are organized in clan and tribal units, but fortunately they issue forth only in small numbers because of their reluctance to arouse the AEsir and bring about the Final Battle, the Ragnarok. Hill and Cave Giants tend to be the most common, although the high places may be inhabited by Cloud and Storm Giants. Seldom are more than 1 or 2 Giants encountered at a time in the countryside, indulging in senseless destruction and killing. Giants who live in castles have fierce guards, usually wolves, fierce dogs, Trolls and other large forms of life. Giants will have strongholds in inaccessible places surrounded by hostile and sometimes enchanted territory.

Giants can throw missiles like war engines. Hill and Cave Giants can throw like medium sized Mangonels, the others like heavy Trebuchets. They can all carry up to 4 times their body weight.

HILL GIANTS, CAVE GIANTS, and CYCLOPES are solitary beings and in large numbers. They are not overly intelligent or wise, with IQ and Wisdom at 1-10. They wear animals skins, use crude clubs and maces in combat, and make their living herding animals or robbing villages and wayfarers. The majority of the "freelance" Giants are of these races.

Slaying a Cave Giant brings 50 + 1D100 Honor points if the creature is over level 7.

Type	Body	Fat.	Size	Wt.	%Hit	%Dodge	%Parry	Blows	WDF	armor	App.	Exp.
Cave	50	25	10'	900	+25%	-10%	-15%	+3	6x	2	1-3	1500
Giants												
Cyclopes	60	25	12'	975	+30%	-10%	-15%	+4	7x	2	1-3	2000

HILL GIANTS are quite organized within the boundaries of Jotunheim and make their base at the massive fortress city of Utgard. Although characterized by general stupidity and brutishness, they are led by the highly intelligent Utgardhloki, a Giant who perhaps is the equal of any of the Great Giant Kings. A character who elects to become a Hill Giant is over the norm and rolls his Prime Requisites as outlined for **GNOLLS**.

Slaying a Hill Giant brings 75 + 1D100 Honor points if the creature is over level 7.

Type	Exp.	Body	Fat.	Size	Wt.	%Hit	%P&D	Blows	WDF	armor	App.	Bonus	Exp.
Warrior 1	0	50	25	15'	1400	+10%	-5%	+2	5x	2	30		1200
Warrior 2	5000	50	30	15'	1400	+12%	-7%	+2	5x	2	10		1500
Warrior 3	10000	50	35	15'	1400	+15%	-10%	+2	5x	3	10		1800
Warrior 4	20000	50	40	15'	1450	+17%	-10%	+3	5x	3	10		2100
Warrior 5	35000	50	45	15'	1500	+20%	-12%	+3	6x	3	10		2400
Warrior 6	50000	50	50	15'	1500	+22%	-15%	+3	6x	4	5		2700
Warrior 7	100000	50	52	15'	1500	+22%	-17%	+4	6x	4	5		3000
Warrior 8	175000	50	54	15'	1500	+25%	-20%	+4	7x	4	5		3300
Warrior 9	300000	50	56	16'	1600	+27%	-20%	+4	7x	4	5		3600
Warrior 10	400000	55	58	16'	1600	+30%	-20%	+5	7x	4	5		4000
Officer 1	1500000	60	60	16'	1700	+32%	-22%	+5	7x	5	2		5000
Officer 2	2650000	60	62	17'	1750	+35%	-22%	+5	7x	5	1		6500
Officer 3	3800000	60	64	17'	1800	+40%	-25%	+5	7x	7	1		8000
Chief	14100000	60	66	17'	1850	+50%	-25%	+6	7x	8	1		10000
King	15150000	65	70	18'	1900	+55%	-30%	+6	7x	8	10/race		20000
High King	50000000	90	70	18'	1900	+65%	-50%	+7	8x	8	1/race		100000

(Magic)

UTGARDHLOKI is the High King of the Giants of Utgard. He is fully protected by Magick armor and powerful spells so that he cannot be harmed by weapons less than +3 or by any spells cast by a Magick User below level 10. He is a Thaumaturgist of MKL 18 and he can cast mighty Illusions and Phantasms capable of fooling even the AEsir at times. He can also cast spells which move the earth, summon 1 Earth Elemental per week to serve him for 1-6 hours, and possesses a Spade which can dig 50 cubic yards of dirt or 10 of rock per turn. He wears -5 Magick Armor and bears a great +3 Mace capable of doing 21 to 40 points of damage to any being it strikes, with a 10% chance of shattering any mortal victim unprotected by powerful Magick. His IQ and Wisdom are 19, Charisma 20 among his followers and 15 among other Giants and Monsters, Bardic Voice 17. He also has a very high Military Ability of 10.

Slaying Utgardhloki brings 200 + 2D100 Honor points.

CLOUD GIANTS are very similar to Hill Giants in over all characteristics, only they will prefer to live in castles built in the clouds. Despite the magnificence of their huge dwellings, they are not overly inventive and are certainly not intelligent, with

their IQ and Wisdom ranging from 1 to 10. They keep giant animals as pets, and everything in their castles is over-sized including the mice, rats, and spiders that abound everywhere in the unkept halls and chambers. Rarely will more than 10 Cloud Giants (a family group) be found living in any one place.

Slaying a Cloud Giant brings 50 + 1D100 Honor points if the creature is over level 7.

The Undead

By rights, the Undead should be resting quietly in the grave, only they won't stay buried. Fortunately, they tend to haunt desolate places such as ruins, dungeons, and graveyards. Only occasionally will they venture into well-inhabited regions. In addition, Undead are exceedingly hard to kill because they are already dead. All characters below level 8 instantly check morale when confronted by the living dead. Only Necromancers will be immune to fear and panic in the presence of Undead because these are part of his stock and trade.

The Fear generated by Undead (such as a Death) automatically targets everyone in the area affected by the spell. The same is true of Necromantic Terror. Victims check morale each turn they are in the Fear zone. Such fear is no illusion, and Command spells do not account for it, either. That fear is straight from the grave - the literal fear of death itself.

SKELETONS: are the final remains of men long dead. They were raised in the dark of the moon by unholy rites or through powerful Necromantic Magick. They may also be men bound by a terrible curse to guard some place or treasure, Skeletons are totally the creatures of those who raised them and act only according to their master's instructions, whether he is still living or is himself long dead and gone. They attack without fear and must be completely destroyed. They are immune to ordinary pointed and edged weapons because they are fleshless beings. Impact weapons, such as a Knight's sword or a mace, will do full damage to them, however. Fire consumes their dry bones readily, but until they are utterly destroyed by flame, Skeletons continue to act purposefully. Some Magick Spells and Clerical rites may destroy them, dispell the Magick that animates them, or simply turn them away. They are immune to all spells of Influence or Control. Illusions and Phantasms may mislead them and draw attention away from their intended victims attempts to persuade or "con" them into a course of action contrary to their orders are doomed to failure. Skeletons may be of two types: Type I Skeletons are unarmored and are not too dangerous. Type II Skeletons are dead warriors, clad in armor and highly skilled in all forms of hand-to-hand combat:

Type	Body	Fat.	Size	Wt.	%Hit	%Dodge	%Parry	Blows	WDF	armor	No.	Bonus
											App.	Exp.
I	15	-	6'	35dr	+25%	-30%	-10%	+1	3x	3	1d10	100
II	35	-	6'	135dr	+40%	-40%	-20%	+3	4x	7	1d10	750



ZOMBIES: are the corpses of men recently dead who were animated by powerful Magicians or Evil Priests. They are under the complete control of their creators and act according to instructions. Like Skeletons, they know no fear and attack until destroyed. They are not capable of higher thought and are slow in movement and reflexes. They can be damaged by "ordinary" weapons and by fire, but only half damage results because their dead flesh must be hacked or burned until it can no longer function. Zombies are vulnerable to Magick and Clerical rites, however. Magick weapons inflict full damage. Because Zombies are true "living dead", putrefying corpses, they are terrible to behold. Characters under level 8 "check morale" upon meeting them, unless accompanied by a Necromancer or a Cleric. The Zombies also possess inhuman strength and may carry 4 times their own body weight.

Type	Body	Fat.	Size	Wt.	%Hit	%Dodge	%Parry	Blows	WDF	armor	No.	Bonus
											App.	Exp.
Average	30	-	6'	190	+10%	-	-	-	4x	4	1d10	100
Strong	45	-	6'2"	220	+15%	-	-	-	5x	4	1d10	200

DEATHS are the traditional cowed figures of Skeletons so common to Medieval folklore. A Death is so terrifying in aspect that all characters under level 4 will instantly flee at its appearance. A continuous emanation of Fear surrounds a Death for 30 feet, and all

characters under level 8 must save from that Fear each melee turn they are within that distance. Characters over level 8 must save from Fear the moment they see the Death or flee in panic. In combat, even if the Character saves from his fears, he is so chilled by the sight that the Death has the advantage of first blow in any combat exchange. A Death is armed with a magical +1 Scythe of Slaying which strikes with the effects of a two-handed sword. The weapon has a 33% chance of totally paralyzing the victim for 1-6 turns if a Critical Hit is scored (no other damage occurs). Alternatively, a Critical Hit does maximum damage to the victim, and an 10% result slays him instantly. A Death also has the dread Finger of Command which it can use to hold or attract any being failing to save from Fear: Range 60 feet; Duration 1 melee turn. Deaths are highly intelligent and are immune to all spells of Influence and Control. Illusions and Phantasms have no effect on them. Only Magick weapons of +3 or better, Magick Fire, and some Clerical rites can damage them. They never appear in daylight and rarely in any places that are well inhabited. Necromancers are immune to fear in their presence and have a 5% chance per level above level 5 of communicating with a Death.

Deaths are immensely strong and can carry 5 times their rated weight. Note that they really have no weight, being non-material, but have the equivalent for purposes of delivering Bashes. They, themselves, cannot be bashed except by magical weapons of +5 or better.

Deaths never appear in daylight and rarely in well-inhabited regions. They are genuine haunts. Nor should they be regarded as basically hostile when they appear. Sometimes a Death will appear to present a warning to those seeing them - an omen of ill events to come if one does not turn aside or else adopt a new plan or attitude. In a hard-played dungeon adventure, the Death can be used to stop a party in its tracks when they are in danger of blundering into areas for which they are ill-equipped to survive. Such a mechanism saves the Characters for a later day in which their prowess will be advanced enough to take on the perils of that area of the Place of Mystery.

Body	Fat.	Size	Wt.	%Hit	%Dodge	%Parry	Blows	WDF	armor	No.	Bonus
										App.	Exp.
90	-	6'	*	+50%	-35%	-20%	+5	5x	4	1	15000

*A Death has no actual weight, being incorporeal, and it cannot be bashed.

GHOULS eat the flesh of the dead and make their homes in or near graveyards. While not all Ghouls are dead, strictly speaking, they might as well be. They are foul in smell and in appearance. They can stand daylight, if necessary, but they are uncomfortable in bright sunlight. Their sense of hearing is acute, and they hear noises 50% of the time. They also have an excellent sense of smell and detect enemies 50% of the time with that faculty as well. Ghouls are cunning and quick, so they are seldom caught at their very disgusting practices. If a character is killed by a Ghoul and is fortunate enough not to be eaten, the Ghoul's venom has a 20% chance of infecting the corpse and turning it into a Ghoul. There is no cure. There is also a 10% chance that the touch of a Ghoul will "paralyze" a character under level 5. The very sight of a Ghoul causes characters below level 8 to "check morale" instantly. Last of all, because they are strong beings, Ghouls can carry 4 times their body weight.

Body	Fat.	Size	Wt.	%Hit	%Dodge	%Parry	Blows	WDF	armor	No.	Bonus
										App.	Exp.
50	-	6'	250	+35%	-35%	-35%	*	4x	4	1-6	1000

* Ghouls fight with claws and fangs, preferring to tear the flesh of their victims. They have 3 blows with each MMC 3 claws and 3 bites with MMC 2 fangs.

BARROW WIGHTS are evil spirits who inhabit burial mounds and tombs in desolate places. Wights are ghost-like beings but are somewhat material in nature, so they can be harmed by Magick weapons and spells. They are also vulnerable to Holy rites, relics, and swords. Wights are bound to the region immediately surrounding their tombs. They try to lure or trick their victims into approaching to where they can be ambushed and captured. Wights seek to drain the life forces from their victims, which they do whenever they score a "critical hit" in combat or each day the victim is held captive by the Wight. The drain of Life Forces can be resisted by a CON CR-7. Any Human, Dwarf, or Hobbit slain by Life Force draining has a 25% chance of becoming a lesser Wight in service of his slayer. An energy drain reduces a victim by 1000 to 20000 experience points or 1 experience level, whichever is the least damage. If an energy drain does not occur, a victim suffers loss of 1-6 fatigue points. Any creature slain by a Wight through draining life forces is turned into a Wight in the service of his slayer. Wights are inactive during the day, but at night they roam freely in search of victims. They can produce Illusions to confuse travellers about the nature of the terrain (as Adepts up to the Seventh Circle, with equivalent 100 Experience Factors). They can also produce real banks of dense FOG of 50 Volumes. They project an emanation of Fear like a Death, and only Necromancers are immune. Wights may also produce dense banks of Fog to confuse travellers so that they will lose their way. High level Wights may also create some form of Illusion to alter or mask the surrounding terrain. While Wights are dangerous foes, in their barrows may be found rich treasures, especially maps, Magick weapons, devices, books, and scrolls--generally of a dark and evil nature.

Wights have levels of "experience," which are obtained by rolling 1-20 dice. They fight like Knights of equivalent level (Refer to non-player Knights). Experience points awarded for their destruction are 200% the experience given for a living Knight.

Slaying a Wight brings 250 Honor points.

VAMPIRES are rather unique beings. They often appear perfectly

normal in dim light, except that one never sees them abroad in the daylight. They do not reflect in mirrors, dogs hate them, holy things cause them to recoil, and garlic makes them snarl and hiss. Male vampires affect black cloaks with high collars and red linings. Females prefer to wear revealing gowns and trade upon their great beauty to attract victims. During the day, Vampires sleep in their graves, tombs, or coffins—but they do so with their eyes open. If they travel, they must take their coffins with them, along with a bit of their native soil from their graves and must return to rest in them for at least 3 hours out of every 24. Failure to do this brings a 10% chance per day (cumulative) that they will perish forever. They can cross open water only at great peril, and must remain in their coffins. They arise at nightfall and must return to their coffins at first cockcrow or perish in sunlight at the rate of 1D10 damage points per combat turn.

Upon arising, they can assume the form of a red or white mist, a bat, a rodent, a dog, a wolf or retain their own form. They can pass through porous materials that are not too thick when they are in gaseous form, but they must beware of strong winds and drafts that can blow them away. They can immediately attack victims found in the countryside, preferring members of the opposite sex wherever possible. In no case can a Vampire gain entry to an intended victim's house without first being invited into the residence by a member of the household. The Vampire must employ Mesmerism or else depend upon the natural hospitality of people to obtain such an invitation.

However, once a Vampire has bitten a victim, he may seek the victim out freely, returning again and again to drain blood until the victim dies or is turned into a Vampire subject to his will. There is a 10% chance each time a victim is bitten that he/she will be infected with vampirism. There is a 25% chance each time that the Vampire will lose control and drain all the victim's blood. A vampire may control a number of his victims who have become vampires equal to his Charisma. A vampire's control over his undead victims is not total and the victim has a 10% Base Chance of successfully disobeying any order of the controlling vampire which would lead to his injury or destruction or which would prevent him from feeding. This Base Chance is increased by 5% for each additional victim under the vampire's control. Control requires no concentration. A vampire may create a telepathic bond between himself and a victim who is not undead by performing the Kiss of the Undead. The vampire opens a small wound over his heart with any handy edged weapon and forces the victim to drink the vampire's blood from this open wound. Thereafter, the vampire and the victim will have a limited knowledge of each other's thoughts and location until one or both are destroyed.

Vampires cannot pass by crossroads without being puzzled (25% chance) as to which road to take. This will hold them until dawn, at which time they must return to their coffins. Garlic causes them to retreat (25% chance). Holy relics, crosses, church bells, or a bit of Consecrated Host will force them to keep distance (50% chance). Holy water will do 1-10 points of damage to them and cause them to flee 20% of the time. Characters fleeing from a pursuing Vampire may throw mustard seeds behind them on the hope that he will pause (25% chance) to count the seeds (1-6 turns). They are unaffected by Control and Influence spells, while spells of Phantasms and Illusions will fool them only 10% of the time.

Ordinary weapons will not harm a Vampire. Magick weapons, unless aligned vs Vampires, will do only half damage to them. Magick spells also do only half damage. Only Holy Swords will do full damage to Vampires and also cause them to panic (25% chance) each turn they are in combat with the possessor of a Holy Sword. To destroy a Vampire utterly, one must cut off his head, drive a stake through the heart, burn the head and body, and bury the head under a stone cairn at a crossroads. Such desperate measures are necessary because a Vampire has the ability to regenerate 3 points of damage per turn, in the same way that Trolls and Lycanthropes do.

They can Mesmerize all man-types merely by looking into the victim's eyes, but cannot control more than 1 person at a time. They are rarely alone and unprotected, either. Powerful Vampires may be served by 1-100 vicious bats and by 1-10 Undead (Ghouls, Zombies, and Skeletons). Vampires over level 20 may have from 1 to 6 subject Vampires of the opposite sex.

Vampires gain and develop the following Vampiric Powers:

Causing Blights & Crop Failures: The presence of the vampire acts as a blight on crops, causing them to fail. The vampire reduces the fruit or crop yield of any orchards or fields within a radius of 1 x MKL miles by one-tenth per month that he stays within that area.

Causing Plagues & Epidemics: One of the vilest powers attributed to vampires, those undead with this power are harbingers of death on a large scale. For every month within a settlement there is a cumulative chance equal to his MKL, as a percentage, of an outbreak of a virulent disease.

Control of Animals: The vampire has a power similar to the Command spells Command Small Animals or Large Animals. The duration of the power is 1 day x MKL. The number of animals that can be controlled is equal to his 1 x MKL for large creatures (wolves) and 10 x MKL for small creatures (rats).

Control the Elements: One of the most powerful abilities known amongst vampires, it gives access to the majority of Basic Magick Air spells.

MKL	Power Available
1	Breeze, Still Light Winds
2	Fog & Mist
3	Rain, Still the Winds, Winds
4	Northwind, Southwind
5	Calm the Gale, Gale Force Winds, Heavy Rains

- 6 Weather Play
- 7 Torrential Rains
- 8 Calm the Hurricane, Hurricane Force Winds
- 9 Changeable Weather
- 10 Tornado

Drain Life Force: An insidious power, the deadly cold grip of the vampire drains 1D10 + MKL Fatigue Points from any exposed flesh he touches. The Fatigue Points are not given to the vampire. Once all Fatigue has been drained Body Points are lost at the same rate.

Flight: This is the power of flight without having to change into an animal form. The power is as per the Transcendental spell Flight. However, the vampire can fly for 1 hour x MKL, rather than the duration listed under the spell description.

Summon Animals: The vampire gains the ability to summon beasts, although there is no guarantee that they will obey his commands. The vampire gains the powers of the Summoning spells Summon Small Animal, Summon Beast of Prey and Summon Large Animals.



Vampires have "experience levels" like other characters. Roll 1d20 dice and treat the Vampire as having characteristics equivalent to a non-player Knight of that level. Also, for every 20 years a Vampire has been Undead, add + Body Points. Roll a 10-sided die, with each pip counting as 20 years. The years also represent an additional experience level, 20 years per level.

DEX/20-23	BV/11-15
CON/23	APP/1-20*
STR/20-23	FER/13-20
WIS/4-20	CHA/14-20
INT/4-20	ALI/20
*Vampire can change their shape to appear human, often very attractive.	

Vampires can appear quite normal. But when they reveal themselves, they emanate a PANIC effect like a Mummy. In combat, they have fighting ability comparable to that of a Knight and always strike with maximum damage when a Critical Hit is scored. Their "Bash" capabilities are computed as if they were double their rated weights, reflecting their often incredible strength levels.

Vanquishing a Vampire brings 1000 + 200% of the experience points for slaying a Knight of a comparable experience level. Armor class varies from 5 to 7. Desperate characters who meet up with a Vampire might try using fire against them as a last resort- Vampires fear fire and have a 40% chance of turning gaseous and departing.

Slaying a Vampire brings 200 Honor points.

PHANTOMS and SPECTRES are the creations of Magick and are not, strictly speaking, true Undead. Such beings may be created by casting spells and are often temporary. They are intended to distract, baffle, or confuse the beholder. They can do damage to any character who believes in their reality, however. These beings are dealt with in the chapter on Sorcery, under Spells of Illusion.

MUMMIES: are Undead whose corpses were preserved by ancient Magicks of great power. They are unaffected by all spells of Illusion, Phantasms, Control, and Influence. Ordinary weapons do no appreciable damage to them, and Magick weapons do only half damage. Only Holy Swords will do full damage to a Mummy, as will fire of all types (Mummies are very dry and hence are highly inflammable), holy water, and the Talisman of Annubis. Since they were once great Kings, Mummies are treated as superior level 20 Knights:

Body	Size	Wt.	%Hit	%Dodge	%Parry	Blows	WDF	armor	No. App.	Bonus Exp.
100	6'2"	235	+60%	-40%	-30%	9	6x	4	1	50000

Mummies are Undead whose corpses were preserved by ancient Magicks of great power. Mummies are usually subject to some CURSE which comes into effect when a great tomb is disturbed, after which the creature is free to move and avenge the desecration.

Being especially frightening creatures, Characters under Experience/5 have a 75% chance of fleeing outright when confronted by a Mummy- without checking morale. All Characters under Experience/12 are subject to PANIC when within 50' of a Mummy and check morale with a FER CR-5 each combat turn. Characters at Experience/12+ check morale with a normal FER CR each combat turn.

Most Mummies are the remains of once great Kings, and they are rated as very superior Fighters as a result. A scant few are the preserved remains of superior Magicians and may cast 3 + 1D6 spells during an encounter (GameMaster's choice). Since they are Great Personages, their tombs will often be guarded by other Undead, especially Skeleton Warriors, although Zombies and Giant Rats might also be present. The tombs may themselves be guarded by trap mechanisms of varying complexity and deadliness. The tomb might contain vast treasure on the order found in a Dragon Horde. In such instances, the guardians will likely be numerous and powerful.

Mummies are generally heavily protected by lower level undead, such as Skeletons or Zombies. From 1-100 vicious Giant Rats may also be summoned by the Mummy. There is also a 50% chance that the corpse of the Mummy contains ancient diseases of unusual virulence, so that wounds inflicted by it will take 10 to 20 times as long to heal unless treated within the hour by a Physician or Cleric.

In battle, a Mummy knows no fear. However, the beings are often intelligent and wise (INT/4+2D10; WIS/4+2D10) and rarely act in a foolish or ill-considered fashion. They will serve a Necromantic master; but woe to him who shows disrespect or irreverence, as such conduct will bring a revolt 25% of the time.

WRAITH are evil spirits resembling both Ghosts and Wights, only they are bound by strong Magick to serve the possessor of some Magick device which controls them, usually a Ring of Power. wraiths are incorporeal and dwell in the Wraithworld. Thus they are totally invisible to ordinary eyes. However, to function effectively in the real world, they must wear some extension of their being, some covering, usually long, black, hooded robes.

Magick device which controls them, usually a Ring of Power. Wraiths are incorporeal and dwell in the Wraithworld. Thus they are totally invisible to ordinary eyes. However, to function effectively in the real world, they must wear some extension of their being, some covering, usually long, black, hooded robes.

Thus, at first Wraiths may resemble Deaths in appearance. They seem to be "blind" by all normal standards, but they are able to "see" anything permeated by Magick. They do not see during the day as mortals do, instead they see shadowy forms. However, because during the night they see many signs and forms invisible to mortal eyes, it is at night that they are to be feared most. At all times they can smell the blood of living things, and they desire and hate it. Their presence can be felt as a troubling of the heart, while they can more keenly feel the presence of others. They can also sense movement and may parry weapons with frustrating efficiency. They possess a sense of hearing so acute that they can detect any creature hiding nearby 85% of the time. They also have an extraordinary sense of smell which allows them to track their prey with an almost unerring precision. When "hunting," they communicate by calling to each other with loud, frightening cries. Wraiths invoke Fear in anyone approaching within 60 feet of them, and all characters below level 8 immediately panic at the very sight of them. Except for Necromancers and High Elves, all characters in combat with a Wraith "check morale" each turn of melee unless they are armed with Holy relics or Holy Swords of great power.

Since Wraiths are incorporeal, they are invulnerable to all ordinary weapons. They are afraid of fire (15% chance they will retreat) and Holy Words (50% chance of halting; 25% chance of retreating). They can be wounded by Magick Weapons of +3, but suffer only half damage unless the Magick weapon is a Holy Sword or a blade with special spells on it. Any blade which touches them will melt after combat unless it is a +4 blade or a Holy Sword. Clerical rites may keep them away, and there are a scant few Magick spells (Magick Fire, Lightning Bolts) which will damage them 50% of the time.

While Wraiths are capable of destroying most beings outright, they often prefer to exercise their "authority" over them instead, employing their fearful aspect to keep their followers "in line." They also like to "rigorously" question persons that they have captured. Thus a wraith may "torture" a captive or "punish" a subordinate by draining him of 1000 to 20000 experience points or 1 experience level at a time. This is an experience which low level characters do not always survive.

The greatest of the Ringwraiths were the NAZGUL, the fell beings through whom Sauron worked his evil. The Nazgûl (from Black Speech nazz, "ring", and gûl, "wraith, spirit"; also called Ringwraiths, Ring-wraiths, Black Riders, Dark Riders, the Nine Riders, or simply the Nine) are nine men who succumbed to Sauron's power and attained immortality as wraiths, servants bound to the power of the One Ring. Sauron also gave seven Rings of Power to the Dwarves, and Celebrimbor forged three, untainted by Sauron's evil, for the Elves. It was Sauron's design to control all these rings and their bearers through the power of his One Ring, forged in secret for this purpose, but only the Nine succumbed completely to its power:

"Those who used the Nine Rings became mighty in their day, kings, sorcerers, and warriors of old. They obtained glory and great wealth, yet it turned to their undoing. They had, as it seemed, unending life, yet life became unendurable to them. They could walk, if they would, unseen by all eyes in this world beneath the sun, and they could see things in worlds invisible to mortal men; but too often they beheld only the phantoms and delusions of Sauron. And one by one, sooner or later, according to their native strength and to the good or evil of their wills in the beginning, they fell under the thralldom of the ring that they bore and of the domination of the One which was Sauron's. And they became forever invisible save to him that wore the Ruling Ring, and they entered into the realm of shadows. The Nazgûl were they, the Ringwraiths, the Ulairi, the Enemy's most terrible servants; darkness went with them, and they cried with the voices of death"

The Nazgul wield immense powers of their own and were used by the dark Lord as scouts, messengers, warlords, and instruments of

terror to cow defiant enemies. They exude an aura of terror, which affected all but the most powerful living creatures. Even their terrible cries inspire terror and despair, and loss of physical control. Like all of the Wraith-kind, the Nazgul are strongest at night and in the desolate places of the earth. Because of the great fear which the Nazgul invoke in their victims--indeed, in anyone who is too near them for long--such victims may fall under their poisonous breath (the "Black Shadow" or "Black Breath.") This vile ailment results in continuous despair, nightmares, weakening of the spirit, failure of strength, unconsciousness, and finally death. Striking a Nazgûl with a hand held weapon cause particularly severe symptoms, as well as numbness and paralysis of the arm. Only the herb Athelas (Kingsfoil) will cure the sickness. They possess the power to Hold victims unfortunate enough to fail in their "saves" against Fear (Refer to Control spells). The Nazgul also carry the terrible "Morgul blades" or "Mordor-knives", daggers which will break off at the tip when plunged into the body of a victim, sapping him of the will to resist and making him come to their Master after 10 to 100 days and threatening to turn the victim into a wraith. The enchanted blade of a Morgul-knife would fade away into the air if it was taken from its owner, but the evil magics inscribed on its hilt would still retain some of their power. The fragment of Morgul blade can be removed only by a Cleric or Physician of level 20+. Even after removing the shard the victim will suffer from recurring ill effects for the rest of his life.



The Witch-king of Angmar, also known as the Lord of the Nazgûl and the Black Captain among other names, is the chief of the Nazgûl. His second in command is named Khamûl, the "black Easterling" or the "shadow of the East".

Type	"Body"	Size	Hit	Parry	Dodge	Blows	WDF	Armor	No.App.	Exp.
Wraith	100	6'6"	+60%	-45%	-50%	7	5x*	8	1	50000
Nazgul	200	6'6"	+65%	-45%	-50%	9	5x*	8	1-9	100000

*If a Ringwraith or Nazgul scores a "critical hit" with his broadsword, the victim suffers a grievous loss of life force and loses 1 experience level, in addition to any damage to his body. A character who has all of his life force drained by a Wraith is turned into a Wraith 15% of the time, or a Zombie 85% of the time. Necromancers above level 20 have only a 5% chance of suffering a life force drain if struck a critical hit by a Wraith.

Slaying a Wraith brings 350 Honor points.

GHOSTS are restless beings whose bodies are dead but whose spirits continue to haunt the world. A Ghost may be suffering from some unforgiven sin or treason, or it may want such things as the proper burial of its body, the redress of an old injustice, the restoration of the true heir, the return of a stolen treasure, or any of a host of things. In such instances, a Ghost will have the power to place the right person under a Geas to put things right. There is a scant 10% chance of saving oneself from such a Geas if the Ghost's purpose is basically just. True Ghosts cannot be harmed by any form of weapon or Magick because they are not material or magical in nature, and because the Power that binds them to the earth is more powerful than any possessed by men. Only Exorcism may remove a Ghost from the Mortal Plane. Ghosts are frightening beings as well. Their moans can fill a character less than level 6 with panic instantly. Necromancers are immune to the Fear generated by Ghosts, but all other characters must check morale each turn they are in a Ghost's presence. Only a character Geased by a Ghost can stay in its presence without checking morale. Generally, Ghosts will do little direct harm to people, but they will panic, confuse, and confound anyone who really thwarts them or who earns their anger. The worst thing that can happen to a man is to be personally singled out for a haunting.

Ghosts can be sources of information which may be wholly or partially false. They may aid characters who are willing to assist them in finishing any business they may have left uncompleted in their former life and which is in whole or in part the cause of their inability to find peace. Ghosts are usually chained to a place or object connected with their death or the fulfillment of their desires. They may not leave that place until put to rest unless wronged or cheated by a character. They will then become tied to that character, following him about, haunting him and warning his enemies of his approach until he rights the wrong he has done to them. Ghosts have only one aim: to alter the circumstances that have made them ghosts. They may temporarily

assist characters in their own goals as a means of getting the characters' assistance in their quest, but only in a very limited sphere. Once their problem has been solved, they are laid to rest and immediately dissipate.

Ghosts employ no weapons. Rather, they employ TERROR to cow and vanquish their enemies, as described for Deaths. However, if a Character fails in his FER CR and his morale is shattered, there is a chance that his fear could paralyze his limbs and begin to kill him. Roll a CON CR-ID6. Failure means that the Terrorized Character cannot move, and that he is literally being killed by his abject fear at a rate of 2D6 damage points per combat turn he remains in the presence of the Ghost. A CON CR-ID6 is rolled each turn; if he can move, he flees and the damage points are not assessed against him. (The damage is purely in the mind, but if the total exceeds the Character's Body Levels plus Blood Loss Limit, he dies of a heart failure).

Ghosts are able to fight other Undead as Wraiths.

Ghosts rarely do real harm to people unless given due cause. They prefer the TERROR weapon to drive away unwanted intruders or to punish those who earn their anger. The worst thing that can befall a man is to be singled out for a haunting, for the Ghost will disturb his rest and drive him to abject fatigue in time.

Note also that EXORCISMS are of two types. If the rite is performed in the personal haunting area of the Ghost, it is final. If performed in an area in which the Ghost simply appears to remind a man of his duty the EXORCISM simply bars the Ghost from the area for a period of 6D6 days. Exorcism level = Demon VIII equivalent.

POLTERGEISTS are Ghosts who throw things. Such spirits are sometimes malevolent, sometimes benevolent. Indeed, a Poltergeist may decide that a person, family, or party of adventurers is worthy of its protection and assistance. In such cases, the favored individuals seem to enjoy an inordinate amount of good luck in the place the Poltergeist haunts. On the other hand, those which the Poltergeist actively dislikes may experience bad luck, or strange and frightening things may happen to them.

The luck aspect can be represented by a + or - (1/5%) Dice Modification to all D6, D10, D20, and D100 rolls, either in the favor or to the disadvantage of the liked/disliked person(s).

The strange and frightening events take on a more material and sinister quality. Objects can be thrown, dropped on, etc., the victims, doing 2D6 points of damage and bringing on a PANIC attack as described for Mummies.

Poltergeists are restricted to a particular place, usually a dwelling which they loved during life. They can only be EXORCIZED, and the rite must be performed while the Poltergeist is present. The being itself is never visible, but it makes its presence felt through the emotions felt by those in the area, sounds, moaning drafts, etc. Exorcism Level = Demon VII equivalent.

LICHES are what the most gifted of necromancers almost inevitably choose to transform themselves into: immensely powerful undead sorcerors, retaining all of the magical ability and intelligence of the living, while possessing many of the strengths and invulnerabilities of the undead. Of course, the process of transformation invariably costs the necromancer his soul, but most consider centuries of undead existence to be a fair exchange for something that they did not care for very much in the first place.

Liches appear as decaying versions of themselves in life, with their fingernails grown out into talons, their features nearly skeletal, and an unholy blue flame burning in their empty eye sockets. Their power of Fear springs directly from this horrid appearance, and thus cannot be controlled by the Liche, but only masked with magic. The touch of a Liche is so cold as to freeze flesh (2D6 damage point per turn hence the Draining power). Disliking water, Liches have been known to freeze rivers or small lakes to ice with their touch, simply that they might cross over without getting wet.

Although now an undead creature, a Liche retains his personality it possessed in life; thus, Liches exhibit all of the traits of man, allowing for the fact that most of them were vile necromancers to begin with. There is no pattern to the dwelling places and "life"-styles of Liches: some choose to dwell in desolate regions of the country, pursuing their sorceries in quiet isolation, while others dwell in towns or even cities, dealing with the world outside their doors through the liberal use of Illusion. Most Liches will have servants of some sort, as they consider an activity other than sorcery to be a waste of time; these are usually undead, such as skeletons, zombies, or wights, but the occasional Liches will keep living servants, replacing them as they grow old and die with others who do not fear to be in the service of an unliving master.

The magical powers of Liches are tremendous, as they retain everything that they learned during their mortal lifetime, plus all that their research has yielded since their transformation to undead status. However, because of their single-minded pursuit of sorcery, Liches are totally unable to progress further in the other skills that they possessed during their lifetimes, although they do not lose the skills which they already have.

Should a necromancer have assembled an army of the undead during

his lifetime, those creatures are freed from his service when he transforms himself into a Liche. However, most Liches who built armies of undead during their lives are even more eager to do so as Liche, often re-enslaving, the very creatures that they were forced to release. Intelligent undead will flee (if they can) from a necromancer in the process of transformation, hoping to put enough distance, between them and him to avoid further servitude. Remember, the undead do not like serving anyone, and that includes Liches.

The process of becoming a Liche is very complicated. The necromancer must prepare a potion of awe-inspiring lethality, including at least one dose of each of the fifteen basic poisons as a base. He then must add materials to this dreadful brew as if he were creating a Greater Focus (21 materials, 8 of which must be personal to the necromancer and one of which MUST be nightshade), a process that will require an entire year to complete. The next component is a drop (and only one drop) of the Fixed Mercury, to prime the potion with power. After stirring things seven hours a day for seven days, the necromancer then leaves the potion standing in the open (usually atop a mountain) for a year and a day. Should nothing disturb the vile concoction in this time (there is a 50% chance of disturbance, necessitating beginning the process all over again), the potion is then ready. The necromancer adds at least one body part from every type of undead creature that he still wishes to be able to command, stirs the potion for one final day, and then drinks it.



As one might imagine, the necromancer promptly dies. However, assuming that he has properly performed all of the steps above, there is a good chance that he will raise again in three days. The would-be Liche must make a FER CR-4 in order to compel his spirit to fuse itself once again with his newly transformed body. Failure at this stage leaves the necromancer extremely dead, although his spirit may survive as an utterly insane ghost (50% chance).

A Liche can last for a very long time (a millenium or so is common); however, even the potion that transformed him into a Liche cannot hold his body together forever. Old Liches are Liches who are beginning to deteriorate physically, although their sorcerous powers are without parallel. Most Liches, should they "live" so long, will enter this Phase of their existence about seven hundred years after their transformation. An Old Liche is more dangerous, in many ways, than an ordinary Liche: their days are numbered, and they know it. After another three or four hundred years of increasingly tenuous existence, an Old Liche will simply fall apart, its spirit passing on at last to the afterlife. Not even a necromancer can live forever!

Liches are terrible foes for any adventurers foolish enough to cross them. Liches have vast powers to do harm, and very little regard for the living, save as experimental subjects for their strange arcane magics. In addition, should adventurers try to tackle a Liche, do not forget their servants, who may number in the hundreds or even thousands for a particularly ambitious Liche. Were they not so obsessed with the pursuit of their sorcery, Liches might well rule the world.

A continuous emanation of Fear surrounds a Liche for 30 feet, and all characters under level 8 must check morale with a FER CR-5 from that Fear each melee turn they are within that distance. Liches are immune to all spells of Illusion or Command and Magic weapons do only half damage. The touch of a Liche with bare flesh drain automatically of 2000 to 40000 experience points or 1 experience level at a time. A character who has all of his life force drained by a Liche is turned into a Wraith 20% of the time, or a Zombie 80% of the time.

Slaying a Liche brings 600 Honor points and 700 Honor points for Old Liche.

Type	Body	Size	Wt.	Hit	Parry	Dodge	Blows	WDF	Armor	Exp.
Liche	200	6'	170dr.	+40%	-35%	-40%	8	6x	8	120000
Old	150	6'	150dr.	+40%	-35%	-30%	7	5x	8	140000

The Undead Profiles

MEASURE TAKEN AGAINST UNDEAD	GHOUL	ZOMBIE	SKELETON	MUMMY	VAMPIRE	WIGHT	DEATH	WRAITH	GHOST	LICHE
NATURAL WEAPON	1/2 Dam. ^a	1/2 Dam. ^a	1/2 Dam. ^a	1/2 Dam. ^a	1/2 Dam. ^b	No Effect ^b	No Effect ^b	No Effect ^b	No Effect ^b	No Effect ^b
ORDINARY WEAPON	1/2 Dam. ^c	1/2 Dam. ^c	1/2 Dam. ^d	1/2 Dam. ^c	1/2 Dam. ^c	No Effect	No Effect	No Effect	No Effect	No Effect
WOODEN ARROW / SPEAR	1/2 Dam. ^c	1/2 Dam. ^c	No Effect	1/2 Dam. ^c	Full Dam.	No Effect	No Effect	No Effect	No Effect	No Effect
MAGICK WEAPON	Full Dam.	Full Dam.	Full Dam. ^d	Full Dam.	Full Dam.	1/2 Dam.	1/2 Dam.	1/2 Dam.	1/2 Dam.	1/2 Dam.
FLAMING SWORD	Full Dam.	Full Dam.	Full Dam.	Full Dam.	Full Dam.	Full Dam. ^e	Full Dam. ^e	Full Dam. ^e	Full Dam.	Full Dam.
EGO SWORD	Full Dam.	Full Dam.	Full Dam.	Full Dam.	Full Dam.	Full Dam. ^f	Full Dam. ^f	Full Dam. ^f	Full Dam.	Full Dam. ^f
VORPAL BLADE	Full Dam. ^g	Full Dam. ^g	Full Dam. ^g	Full Dam. ^g	Full Dam. ^g	Full Dam.	Full Dam.	Full Dam.	Full Dam.	Full Dam.
BANE SWORD	Full Dam. ^h	Full Dam. ^h	Full Dam. ^h	Full Dam. ^h	Full Dam. ^h	Full Dam. ^h	Full Dam. ^h	Full Dam. ^h	Full Dam. ^h	Full Dam. ^h
HOLY SWORD	Full Dam. ⁱ	Full Dam. ⁱ	Full Dam. ⁱ	Full Dam. ⁱ	Full Dam. ⁱ	Full Dam. ⁱ	Full Dam. ⁱ	Full Dam. ⁱ	Full Dam. ⁱ	Full Dam. ⁱ
WOODEN CROSS: HOLD ^j	Faith %	Faith %	Faith %	Faith %	Faith %	Faith -10%	Faith -20%	Faith -30%	No Effect	No Effect
WOODEN CROSS: RETREAT ^j	10%	10%	10%	10%	10%	10%	10%	10%	No Effect	No Effect
SILVER CROSS: HOLD ^j	Faith %	Faith %	Faith %	Faith %	Faith %	Faith %	Faith -10%	Faith -20%	Faith -30%	No Effect
SILVER CROSS: RETREAT ^j	25%	25%	25%	20%	20%	15%	10%	05%	05%	No Effect
SYMBOL OF ANNUBIS ^k	60%	60%	60%	60%	40%	35%	30%	25%	20%	No Effect
HOLY RELIC ^k	Faith +40%	Faith +40%	Faith +40%	Faith +30%	Faith +30%	Faith +20%	Faith +10%	Faith %	Faith -10%	No Effect
HOLY WATER ^l	1d10	1d10	1d10	1d10	1d10	1d10	1d10	1d10	1d10	No Effect
HOLY WORD: HOLD ^m	Faith -15%	Faith -10%	Faith -15%	Faith -25%	Faith -35%	Faith -40%	Faith -45%	Faith -50%	Faith -55%	No Effect
WRATH OF GOD	Full Dam.	Full Dam.	Full Dam.	Full Dam.	Full Dam.	Full Dam.	Full Dam.	Full Dam.	Full Dam.	No Effect
FIRE	1d10	1d6	1d10	1d10	1d10	1d6	1d6	1d6	No Effect	1d6
MAGICK FIRE	Full Dam.	Full Dam.	Full Dam.	Full Dam.	Full Dam.	Full Dam.	Full Dam.	Full Dam.	Full Dam.	Full Dam.
LIGHTNING BOLT	Full Dam.	Full Dam.	Full Dam.	Full Dam.	Full Dam.	Full Dam.	Full Dam.	Full Dam.	Full Dam.	Full Dam.
ILLUSION SPELL	IQ/4-15	IQ/4-9	IQ/8-13	No Effect	Per IQ	No Effect	No Effect	No Effect	No Effect	No Effect
COMMAND SPELL	WIS/4-13	No Effect	No Effect	No Effect	No Effect	No Effect	No Effect	No Effect	No Effect	No Effect
GREAT COMMAND SPELL	OBEY!	OBEY!	OBEY!	DEPART!	DEPART!	DEPART!	DEPART!	DEPART!	DEPART!	No Effect

- (a) Full damage if Natural Weapons of a Legendary Monster/Beast.
- (b) 1/2 damage if Natural Weapons of a Legendary Monster/Beast.
- (c) No Critical Hit possible.
- (d) No damage if a thrusting/stabbing weapon; full damage if a crushing weapon.
- (e) 10% chance of Retreat from the weapon.
- (f) Ego Swords will prevent drain of Life Force.
- (g) Slay outright 20% of the time. Wights, Deaths, and Wraiths take +2d6 damage if a 'Slay' result occurs, with a 10% chance of Retreat.
- (h) Slay outright 20% of the time on scoring a Critical Hit; maximum damage otherwise on Critical Hit, with a 10% chance of Retreat.
- (i) Maximum damage on Critical Hit, with a chance of +3d6 damage upon a successful Act of Faith.
- (j) Characters Faith percentage is used: Hold = no closer approach; Retreat = withdraw from area if 1d100 Faith roll is in percentage range indicated. Religious symbols of Faiths other than Christian may have comparable effects.
- (k) Sanctified religious items belonging to martyred 'Saints' work only for those of the same Faith. Symbol of Anubis (the Egyptian Jackal God of Death) are magical devices which target as a Magical Device and have the chance of causing Undead to Retreat upon rolling the 1 D100 percentage indicated if targeting succeeds. No Fatigue Levels are lost using it.
- (l) Damage done by Holy Water if splashed on the Undead, per 'dose' used. Retreat occurs 20% of the time after splashing.
- (m) Only Clerics may utter Holy Words to prevent closer approach.

Legendary Beasts

BASILISKS

The Basilisk is a fabulous reptile alleged to be hatched by a serpent from a cock's egg. The breath of a Basilisk, and even its look, will prove fatal; for those it breathes on or looks at will be turned to stone 25% of the time. That probability may be reduced by 5% through Prayer and by 10% through a spell of *Protection vs Petrification*. The baleful effect of the Basilisk's gaze operates continuously, so a regular check must be made each turn that a character is looking at it. However, the Basilisk can be petrified itself if it sees the reflection of its eyes in a mirror or other highly polished reflector. The Basilisk is not overly intelligent, but it is utterly loyal and obedient to its master and acts as a superb watchdog.

Basilisks are rated at WIS/16 and INT/16 when faced with spells of Illusion and Command. Constitution rates at CON/18.

Body Wt.	Move	armor	%Hit	%Dodge	Attack Mode	Bonus Exp.	
70	700dr	60/160	5	+15%	-10%	3x WDF MLB 3 fangs	3000
				+30%		2x WDF MLC 6 claws	
						Breath: 60' range	
						Gaze	

Basilisks are well worth taking alive, if possible, as they have been sold for 1-3 gp per Dragon of weight. Eggs command 500 + 20D10 SP, while adults have been sold for 6D10 SP per dr. of weight. However, since it is impossible to surprise them; they have superb hearing and can see invisible beings capture of a Basilisk is fraught with peril.

CENTAURS

The famed half-men, half-horses are semi-intelligent. Thus they will tend to carry weapons, usually huge clubs, which augment their hooves in battle. Others may be armed with spears or light bows. Centaurs frequent hidden glens and wooded mountainsides. Deep in the woodlands may be found their lairs, where they keep their females, their young, and their treasure. Bands run from 3-18 adult males, twice that number of females, and young approximately equal to the number of adult males. Females and young tend not to fight unless it is a life-and-death situation, and they are unarmed.

Centaur males are fierce warriors, comparable to the finest light and medium cavalry. Most are rather barbaric, but some are well armored and armed - almost the equivalent of Chivalry. Their armaments include clubs, javelins, lances, swords, war axes, and self-bows. Medium Shields and armor of AC/1 to AC/9 are also in evidence, while the greatest Heroes and Leaders of the more advanced tribes may be clad in full horse armor in addition to upper body armor. Females and young are usually lightly armed - but one can expect a dagger or poignard.

Centaurs are fairly intelligent, and should be treated as equivalent to human nomads, with the following general characteristics parameters:

DEX/10-20	BV/04-17
CON/12-18	APP/10-30
STR/12-18	FER/12-20
WIS/04-20	CHA/04-32
INT/04-20	ALI/1-7

Centaurs cannot be tamed and are hostile 90% of the time. Indeed they resent any kind of restriction on their freedom. However, they may become friendly with men of courage and good-will, particularly if they have fought as allies in some truly desperate combat. Also, it should be noted that most Centaurs are quite comely and have an eye for the opposite sex-- including humans.

Type	Body Wt.	Move	armor	%Hit	%Dodge	Attack Mode	Bonus Exp.	
Leader	65	1700	60/300	2	+25%	-15%	Weapons: 4x WDF + 4x WDF MKL 8 hooves	1500
Male	55	1500	60/280	2	+20%	-15%	3x WDF MKL 8 hooves	1200
Female	45	1300	60/280	1	+10%	-15%	3x WDF MKL 8 hooves	900
Young	20	350	60/240	0	-	-15%	1x WDF MKL 8 hooves	50

CHIMERA

The legendary Chimera combines the forebody of a lion, the hind quarters of a goat, the wings of a dragon, and the tail of a serpent. Some of these monsters also have three heads: a lion's head which can tear prey with giant fangs - a dragon's head which breathes fire; and a goat's head which can butt and gore with its huge horns. Though legend records only one such creature, slain by Bellerophon mounted on the winged horse Pegasus, others have been seen.

Chimera are rated at WIS/18 and INT/18 when faced with spells of Illusion and Command. Their constitutions are CON/19.

To slay a Chimera brings 1/100 Bonus Exp. + 1D100 Honor Points.

Type	Body Wt.	Move	armor	%Hit	%Dodge	Attack Mode	Bonus Exp.	
Chimera	100	1000	60/240*	6	+25%	-25%	4xWDF MLC 6 claws 3xWDF MLB fangs	5000
							Self-Immolation	
3-Headed	100	1000	60/240*	6	+25%	-25%	4xWDF MLC 6 claws 3xWDF MLB 3 fangs	7500
							(Lion)	
							3xWDF MLB 7 horns	

(Goat)
Fiery Breath:
(Dragon)
2 blasts/Turn 30'
range: 1d20 damage in
a cone 30'x5'

* Chimera fly at the same speed they charge on the ground. The dragon head on the three-headed variety does fire damage equivalent to one's being splashed by a skin of flaming oil (2d10 damage points). The same is true of the one-headed variety when it has self-immolated and anyone comes in contact with its fiery body.

COCKATRICES

The Cockatrice is a fabulous creature often closely identified with the Basilisk. It is often described as having the head, wings, and feet of a fighting cock, with a scaled body ending in a barbed serpent's tail. While its breath and gaze will not turn anyone to stone, the touch of its feathers will. PETRIFICATION occurs when one is touched on the bare flesh or through cloth of leather and fails a CON CR-7. The Cockatrice is immune to the touch of its own feathers. Cockatrice feathers can cause PETRIFICATION even when removed from the creature (1D6 charges per feather) at a CON CR-4. The creature is slow on the ground but can fly up to 240 feet at a time before returning to the ground (it rarely stays in the air for any length of time). The creature can be captured, tamed and used as a watchdog. But it is an unintelligent creature and must be confined to prevent it from eventually wandering off.

Cockatrices are rated at WIS/07 and INT/10 when faced with spells of Illusion and Command. Constitution rates at a very high CON/16. It is also armed with terrible natural weapons:

Body Wt.	Move	armor	%Hit	%Dodge	Attack Mode	Bonus Exp.	
50	500	60/120*	5	+25%	-15%	2x WDF MLB 3 beak	1500
				+15%		2x WDF MLC 6 talons	

Petrification: 25% on touch

* Cockatrices can fly 240 feet/turn. They can be tamed and used as watchdogs, but they are unintelligent and may wander off unless confined.

GARGOYLES

Gargoyles are perhaps the most commonly depicted Monster in medieval architecture. They are guardians of secret places. Their form is vaguely human, but grotesquely misshapen and often reptilian or demonic in over-all appearance, with horns, fangs, claws, and batlike wings. They are fairly intelligent, or at least very cunning, and may be expected to behave with purpose and planning. Thus they are very dangerous adversaries, and the peril is compounded by their tendency to attack all intruders. Worst of all, ordinary weapons do only half-damage to them, and only magick weapons inflict full damage. They also cause characters under level 8 to check morale as if excessive casualties had been sustained in the party upon their first appearance.

Body Wt.	Move	armor	%Hit	%Dodge	Attack Mode	Bonus Exp.	
75	500	60/150*	5	+50%	-40%	4x WDF MLC 3 claws (+4 blows)	4500
				+40		3x WDF MLB 3 fangs	
				+20%		2x WDF MLH 7 horns	

* Gargoyles can fly 240 feet/turn. When recruited as guardians they are utterly loyal and are not easily fooled by Illusions and other such tricks (Gargoyles are immune to spells of Illusion or Command unless cast by an Adept of the Second Circle). They may encountered singly or in groups as large as 20. When met in large numbers, increase experience for slaying them to = 5500 points.

GORGONS

According to myth, the Gorgons were dragon-like creatures, with the lower body of a reptile, a torso and head of a human female, and tresses which are poisonous asps. It is written: "Thou canst not look upon the face of the Gorgon and live"; for to do so turns one to stone instantly. The only way to avoid this terrible fate is to avert one's eyes (DEX CR-3 if surprised by a Gorgon) and to keep them averted. As the Gorgon is intelligent, it will attempt to beguile intended victims into looking directly upon its visage, and an INT CR-4 is required each turn within 50' of it to avoid doing so. However, one may look upon the Gorgon as Perseus did, through a mirror, and so prevent petrification and will largely overcome the compulsion to look directly. But one's combat efficiency is greatly impaired (Hit Probability is halved), which is still better than a career as a statue. Like the Basilisk, the Gorgon is not immune to the reflected image of itself (25% chance of its being petrified by a reflection, unless it averts its eyes).

The most famous of the Gorgons was the dreadful Medusa, but she had two immortal sisters who cannot be harmed except with Magick weapons. The immortal Gorgons cannot be harmed except by Magick Weapons of +4 or better. Medusa can be harmed by +1 Magick Weapons. These two types of Gorgons can be present in the campaign. Of course, Magick is always effective. At the same time, the Gorgons are highly magick-resistant, and even when a spell is properly targeted, the chance of it having any effect is equal to 4% x MKL of the caster or a flat 20% for magical devices in the hands of non-magicians. Spells of Illusion and Command are ineffectual unless cast by a Mage of the Seventh Circle or higher. Gorgons are not particularly fast on the ground, but their leathery wings can speed them through the air at up to 240' per turn. It is also written that the blood from the heart of the Gorgon has mysterious powers. From 1-3 pints of blood may be drawn from the left ventricle of the Gorgon's heart, each pint providing 10-100 doses of deadly poison (80% fatality). From 1-3 pints of blood may also be drawn from the right ventricle, each pint providing the base from which 10-30 doses of Water of Great Healing may be prepared by

a Cleric or a Physician-Alchemist. These bloods are a treasure in themselves.

To slay a Gorgon brings 150 + 1D100 Honor Points.

<u>Body Wt.</u>	<u>Move</u>	<u>armor</u>	<u>%Hit</u>	<u>%Dodge</u>	<u>Attack Mode</u>	<u>Bonus</u>
						<u>Exp.</u>
80	350/60/1503		+55%	-50%	Weapons: 5x WDF (+5 Blows)	4500
			+25%		2xWDF MSS 1 small vipers (6 Blows):	
					20% chance of Death	
					Petrification: Gaze	

Gorgons, having leathery wings like those of a dragon, are capable of flying at 240 feet/turn. They also tend to be armed with Magick weapons, especially the Immortal variety. Gorgons are highly resistant to Magick, as well, with spells that affect them directly (Fireballs, etc.) having no effect 80% of the time, even if the spell was cast correctly and went off perfectly.

GRIFFINS

Griffins are among the finest of legendary flying steeds, as they are strong, ferocious, swift, and intensely loyal to their masters. The Griffin has the head and wings of a great eagle and the body and hind quarters of a lion. The Ancients believed that it originated in the land of Scythia, where it guarded golden treasures. Griffins are quite intelligent as beasts go, and so are not easily taken in by Illusions or controlled by spells of Command. While neutral in alignment, they prefer to serve characters who are Lawful or who tend toward Law. Highly Chaotic types must resort to naked coercion and Magick to control a Griffin, and run the risk of the Griffin's attempts to escape or be disloyal.

As beasts go, Griffins are quite intelligent. When faced with spells of Illusion and Command, they are rated at WIS/15 and INT/15. Their Constitutions are at CON/19. Griffins fly at 360 ft. per turn and on the ground they move and maneuver like Great Light Horses. They fight with beak and taloned forelegs, never check morale, and prefer horses as food, which means that they should never be tethered near the horse lines to prevent the poor beasts from becoming too nervous at the hungry looks they are getting. Griffins bring 1000 + 60D100 GP on the open market when fully trained, and about 1/4 that amount when wild.

<u>Body Wt.</u>	<u>Move</u>	<u>armor</u>	<u>%Hit</u>	<u>%Dodge</u>	<u>Attack Mode</u>	<u>Bonus</u>
						<u>Exp.</u>
90	2000/60/240*6		+35%	-25%	3x WDF MLB 3 beak	5000
			+40%		4x WDF MGC 10 claws (+1 Blow)	

*Griffins fly at 360 feet/turn. They can automatically knock down prey up to 4x their own weight when diving on prey and may carry up to 1000 Dragons.

HARPIES

Harpies are female creatures with the upper torso and head of women and the lower body and wings of an eagle. They are totally hostile to all human-like beings and will attempt to kill or capture and torture them if at all possible. They are foul creatures and leave behind them an odorous stench similar in effect to the odor of a skunk.

Harpies are rated as having WIS/13 and INT/13 when faced with spells of Illusion and Command. Their constitutions vary from CON/10-14.

<u>Body Wt.</u>	<u>Move</u>	<u>armor</u>	<u>%Hit</u>	<u>%Dodge</u>	<u>Attack Mode</u>	<u>Bonus</u>
						<u>Exp.</u>
40	2000dr 20/300*3		+25%	-30%	3x WDF weapons	1000

* Harpies move slowly on the ground but can fly up to 300 feet/turn in the air. They can be encountered in flocks of 5-30 and often can be detected by the raucous noise of their screeching voices.

HIPPOGRIFFS

The Hippogriff is a fabulous creature similar to the Griffin, except that its hind quarters are those of a horse. They are strong, ferocious, swift, and loyal, but their intelligence is that of a beast and does not compare to the Griffin's almost human cunning. Rate Hippogriffs at WIS/11 and INT/11 when faced with spells of Illusion and Command. The beasts have constitutions at CON/17, while Ferocity is at FER/18.

On the ground they move and maneuver like Great Light Horses and fight much like Griffins. Hippogriffs bring 1000 + 40D100 GP when trained, and about 1/4 that when wild.

<u>Body Wt.</u>	<u>Move</u>	<u>armor</u>	<u>%Hit</u>	<u>%Dodge</u>	<u>Attack Mode</u>	<u>Bonus</u>
						<u>Exp.</u>
75	2000dr 60/240*5		+30%	-25%	3x WDF MLB 3 beak	3500
			+35%		3x WDF MGC 6 claws (front) or	
			+25%		3x WDF MKL 8 hooves (rear)	

* Hippogriffs fly at 360 feet/turn. They can automatically knock down prey up to 4 x their own weight when diving and may carry up to 1000 Dragons.

HYDRAS

The Hydra is a giant serpent with three heads. When one of the heads is severed from the body (a slashing weapon will do this 25% of the time if scoring a Critical Hit), two heads will instantly grow back from the stump. Only fire will prevent the regeneration of the serpent heads, so one must either use a Flaming Sword or else sear the stump with a torch. In either case, a DEX CR-3 is required to be successful.

Unseared wounds regenerate at +5 damage points per combat turn, so the creature requires a lot of killing. Also, one of the heads is

immortal and cannot be killed. It should be buried in a deep hole and covered with stones, as it can, in time, regenerate the entire Hydra once more.

Each Hydra head has 2 strikes per combat turn. If the blow penetrates the victim's armor (at least one damage point must be suffered after armor absorption is deducted), a P/9 Poison effect occurs if the victim fails a CON CR-5. Otherwise, damage is at the WDF rating of the fangs. Up to 20 doses of P/9 Hydra poison can be milked from a dead Hydra, and the poison is effective even if smeared on the skin of a victim.

Hydras are not susceptible to spells of Command unless cast by an Adept of the Fifth Circle. They are vulnerable to Illusions. When faced with such spells, Hydras rate WIS/14 and INT/14. Their constitutions are at CON/18, for Hydras are resilient creatures with characteristic reptilian life-force. Ferocity is at FER/17.

Experience: 5000.

MANTICORES

The Manticore is a legendary beast having the body of a beast of prey, usually a lion, and the face of a man. The tail ends either in a large stinger like that of a scorpion, or else is studded with iron spikes or is tipped with a mace-like ball of iron. The Manticore is armed with the spiked tail may fire up to 4 spikes per turn as if armed with a Light Crossbow, with a range of 160 feet in any direction. Fortunately, for all of their formidable armament, Manticores are not especially intelligent and are rated at WIS/04-09 and INT/04-09 when faced with spells of Illusion and Command. Their ferocity is at FER/15 and CON/16.

The favorite food of the Manticore is Man!

<u>Type</u>	<u>Body Wt.</u>	<u>Move</u>	<u>armor</u>	<u>%Hit</u>	<u>%Dodge</u>	<u>Attack Mode</u>	<u>Bonus</u>
							<u>Exp.</u>
All	75	1000/60/2405		+35%	-25%	3x WDF MLC 6 claws	
Stinger				+40%		MLS 6 large tail sting*	3000
Spike Tail				+30%		Lt. X-Bow (4 shots/turn)	3000
Mace Tail				+40%		6x WDF Mace (+2 Blows)	3500

* The Stinger can inflict death 25% of the time with 1d10 damage as well.

MINOTAURS

The terrifying Minotaur is half-man, half-bull. The Minotaur is larger than man-size and is incredibly strong, being able to bear up to 4 times its weight. It is a man-eater and so ferocious that it never checks morale. Anyone encountering a Minotaur may expect an instant attack, and it will pursue so long as its prey is in sight. Minotaurs are found typically in mazes and labyrinths, which they know intimately. They also produce FEAR in Characters meeting them in their labyrinthine lairs if the Character is a non-fighter or is under Experience/8, with a FER CR-2 whenever within 50' of the creature. Minotaurs may deliver 7 unarmed combat blows +3 butts with horns per turn.

The creatures' general characteristics are:

DEX/14-16	BV/04
CON/17-18	APP/04
STR/25	FER/16
WIS/10-13	CHA/02
INT/10-13	ALI/20

To slay a Minotaur brings 100 Honor Points.

<u>Body Wt.</u>	<u>Height</u>	<u>Move</u>	<u>armor</u>	<u>%Hit</u>	<u>%Dodge</u>	<u>Attack Mode</u>	<u>Bonus</u>
							<u>Exp.</u>
75	550dr 8'	60/1804		+50%	-25%	8x WDF fists/kicks (superhuman)	3800
				+25%		3x WDF MLH 7 horns	

PEGASUS

The famous winged horses are at once both exceedingly shy and completely wild and free. They are among the most difficult of all beasts to capture and tame. They will serve only lawful characters. They fly at 360 feet/turn, and are otherwise the equal of Great Horses except that they cannot converse in the tongues of men.

They rate as having the equivalent of WIS/12 and INT/12 when faced with spells of Illusion and Command. Their ferocity is at FER/16, and CON/16.

Experience: 2500.

PHOENIX

A Phoenix is a splendid bird with a colourful plumage and a tail of gold and scarlet (or purple and blue). It has a 500 to 1,000 year life-cycle, near the end of which it builds itself a nest of myrrh twigs that then ignites; both nest and bird burn fiercely and are reduced to ashes, from which a new, young Phoenix or Phoenix egg arises, reborn anew to live again. Anyone in an area of 10' of a Phoenix when it self immolates will suffer 2d10 damage points. The new Phoenix is destined to live as long as its old self. The bird regenerate when hurt or wounded by a foe, thus being immortal and invincible. It can heal a person (wounded, disabled or diseased) with a tear from its eyes and make them temporarily immune to death for 2-7 days. This can only be obtained once and from the free will of the bird. The creature cannot be tamed and will not stay with someone who is not of Loyal alignment.

ROCS

Rocs are large, fierce birds such as the "Eagles" of Tolkien. They are highly intelligent (WIS/11-20 and INT/11-20) and almost fearless (FER/18). Nor are they particularly lacking in hardihood (CON/19). The original "Roc" of Arabic legend is said to have preyed upon elephants. The data for Rocs is given in the Animal Profiles under Great Eagles, but these figures are minimums. The truly great Rocs are much larger, and the largest will have double or trebled values. All birds of this type nest in the highest, most inaccessible mountain peaks and crags. They all tend to be neutral toward most characters in that they will not attack unless threatened, but they will assist only lawful persons. In defense of their nests Rocs are implacably ferocious, especially when there are young in it. There is a 50% chance that a Roc's nest contains from 1-4 young (fledglings, chicks, or eggs). Adults are always hostile toward intruders if there are young in the nest. Chaotics are not liked or trusted, be they man or beast or monster, and Rocs will attack 80% of the time on principle. Neutrals and lawfuls are ignored 80% of the time, and lawfuls may look forward to aid 20% of the time while neutrals will be attacked 20% of the time. Rarely do Rocs nest beyond sight or earshot of other Rocs, so a surprise attack on one in his/her nest will bring others 75% of the time. Experience: 1-3 times award for "Great Eagles".

UNICORNS

Unicorns are shy and elusive beasts who avoid all human contact unless it is avoidable. They cannot be controlled by any means, magical or otherwise, except by the mysterious spell which may be cast over them by a virginal maid pure in heart and thought. For only a maiden in the fullest sense of the word can approach a Unicorn and charm him. A Unicorn will obey a warrior maid and allow himself to be ridden by her so long as she remains pure. In battle, the usually shy Unicorn fights with ferocity and skill. In his initial charge, he strikes with his long horn as if armed with a Knightly lance, and his aim is that of a superior Knight. Thereafter, his horn is like a heavy thrusting spear, while his hooves are employed like those of a Heavy warhorse. Unicorns are also very magical. They sense the approach of enemies a full miles away, no matter what form of stealth or magick is being used to disguise or mask them. As noted, all spells of influence and command have no effect whatsoever, unless cast by a virgin maid who is pure and innocent in every way. All other forms of spells are resisted at the best possible advantage to the Unicorn. When mounted upon his back, a maiden is protected by the Unicorn's full magical resistance. Carrying capacity: 400 Dragons.

Body Wt.	Move	armor	%Hit	%Dodge	%Parry	Attack Mode	Bonus Exp.
60	1400dr	60/3003	+40%	-50%	-40%	3x WDF LH Spear (Chivalric)	5000
			+25%			3x WDF MKL 8 hooves	

WILL O' WISP

The *Will O' Wisp* is an exceedingly clever spirit who haunts deserted places, particularly moors and swamps which are characterized by areas of quicksand, mires, and the like. The general appearance of this being is a ghostly ball of light, usually seen in the distance, and *Will* can alter shape, become light or dim, or disappear entirely (but cannot return until the next hour, if he does disappear). The *Will O' Wisp* will try to lure his intended victim into some desolate spot where he will be tapped and open to attack. *Will* is electric in nature, a form of intelligent Ball Lightning, and does 1d20 points of damage whenever he touches his victim (25% chance), which he may attempt to do 1-3 times per turn. However, since *Will* may suffer 1- 20 points of damage every time he is struck by a metal weapon (20% hit probability, no matter who the attacker is), he prefers to wait until his victim expires in the trap, whereupon *Will* feeds on the life force leaving the victim's body. *Will* moves up to 180 feet/turn and can sustain 50 points of damage, whereupon he is grounded and requires 24 hours to recharge his batteries. When "luring" victims, he casts an Illusion spell up to the 4th Circle, but failure means that he cannot again attempt to lure an intended victim for 24 hours. Experience: 1000 points for temporarily "vanquishing" the *Will O' Wisp*. It should be noted that magick has no effect on *Will*, and use of any form of electrical bolt against him only strengthens him by the force of the bolt. Fire, Cold, and other magick weapons have no effect on him. Only cold iron or some other conductor can be used to "short-circuit" this malevolent spirit.

WYVERNS

The Wyvern is a relative of the Dragons, but they are much smaller. Wyverns have the serpentine body and leathery wings of a dragon, with a barbed tail, but the legs are like those of a huge eagle. Wyverns have either a fiery breath weapon with limited range or else a poison sting in the barbed tail (P/7, with CR-4 to save from the effects). In either case, this is their chief defense and they will use it 60% of the time. Otherwise, they will bite or claw with their front talons. The Wyverns possessing a stinger have tails that are capable of being brought over the back to reach an enemy standing before them. They are not as intelligent as Dragons by a long way. Wyverns fly at 300 feet/turn.

The beasts are rated at WIS/08 and INT/05 when faced with spells of Illusion and Command. Their constitutions are equal to CON/20, and their ferocity is at FER/17.

Type	Body Wt.	Move	armor	%Hit	%Dodge	Attack Mode	Bonus Exp.	
All	75	1000	60/120	6	+35%	-20%	3x WDF MLC6 claws	2000
Sting					+25%	MLS 6 large tail stinger* (+2 Blows)		
Fire (See					+50%	Fiery Breath: 2		

Dragons) blasts/turn**
 * Stinger has 30% of inflicting death as well as 1d10 damage.
 ** Fire has 20' range doing 1d20 damage in a cone of 20'x5'.

Beastmen

Beastmen are humanoid creatures with a variety of animal features, usually including cloven feet, horns, excessive body hair, and bestial faces. They are mutants formed from humans by the corrupting influences of Chaos. Beastmen are found throughout the Old World in their own communities hidden in the forests and mountains. Due to the taint of Chaos they are both feared and hunted by humans and the other races.

Many creatures of chaos lack the usual consistency within a species. Chaotic creatures should therefore receive one special roll from the following table whenever they are encountered.

D100	chaotic feature
01-03	Ferocity +1D6
04-05	Ferocity +2D6
06	Ferocity +3D6
07-09	Dexterity +1D6
10-11	Dexterity +2D6
12	Constitution +1D6
13-14	Constitution +2D6
15	Strength +1D6
16-17	Strength +2D6
18	Immune to magick fire
19-20	never surprised
21-22	Immune to spells of Illusion
23-24	spits acid of 2D10 potency 1D6 times per day with 20 ft. range
25-26	breathes fire 2D10 damage points 1D6 times per day: single target, 10 ft. range
27-28	Immune to spells of Command
29-30	highly flammable: if ignited, burns all within 10 ft. radius for 2d10 damage points
31-32	hypnotic skin like 6th circle command spell Mesmerism cast at MKL/10
33-35	appearance confusing like 6th circle command spell Confusion cast at MKL/10
36-37	petrification occurs when touched on the bare flesh and victim falls a CON CR-5
38-40	regenerates 1 hit point per round in location of choice until dead
41-42	befuddles one opponent (-10% attack and parry probabilities) per turn in addition to other attacks
43-45	apparently invincible; no visible damage till it falls over dead
46	invisible till it attacks
47-48	appearance very confusing (treat as 30% defense)
49-50	poison touch, 1D10 potency-must get through armor to work
51-52	Constitution minus 2D6 but regenerates 3 points per melee round in location of choice until dead
53-54	scale skin (treat as armor class 7)
55-56	Can only be harmed with magical weapons
57-58	Carry a disease on itself
59-60	continuous emanation of Fear surrounds for 30 feet, check morale with a FER CR-2 each turn.
61-62	explodes when it dies, doing 3D6 damage to all within 10 ft.
63-65	appears extremely dangerous (FER CR-2)
66-67	can go invisible at will
68-70	continuous emanation of Panic surrounds for 20 feet, check morale with a FER CR-5 each turn.
71-72	scale skin (treat as armor class 8)
73-74	scale skin (treat as armor class 9)
75-76	scale skin (treat as armor class 10)
77	appears to be a harmless creature until engage in melee
78-80	regenerates 1D6 hit points per melee round until dead
81-82	capable of leaping up to 30 ft.
83-84	undetectable by use of magic
85	appearance extremely confusing (treat as 40% defense)
86-87	Immune to poison
88-90	agonizing screams when moving (-10% to fighting abilities)
91-92	stench overpowering: make CON CR-6 or lose consciousness
93-94	Immune to fire
95-96	this hideous beast demoralizes all who gaze upon it like 6th circle command spell Demoralization cast at MKL/10
97-98	size +1d3 ft.
99	Touch drain 1000-20000 experience points
00	Roll twice



BROOS

The Broos are human-bodied with the head of deer, antelope or a goat. They rub dung in their hair, worship spirits of disease, and engage in other repulsive practices.

At least 90% of all Broos are male. They can hybridize with almost any other creature, so there is no standard Broo shape - all are mongrels. Broo have the ability to mate with any other species, with the child eating its way out of the host at full gestation. The newborn would distribute traits of parent and host.

Broos roam wastes, deserts, swamps and mountains on small gangs. They are no builders, thought they may inhabit ruined buildings or caverns. They use other beings as targets for their frequent raids and carry away victims to be used as object of sadistic pleasure. A common Broo trick is to infect money or jewel with disease, then leave the stash where humans can find it. Broos are immune to disease or poison. There is 50% chance a random Broo carries disease on its person or weapon.

BROOS*	Exp.	Body Fat.	Size	Wt.	%Hit	%P&D	Blows	WDF	armor	No/100	Bonus Exp.
Young 1	0	19	14	6'	200	-	-	3x	3	40	110
Young 2	2000	20	15	6'1"	220	+5%	-	3x	3	10	175
Young 3	4000	21	17	6'2"	240	+7%	-	3x	3	10	280
Young 4	8000	22	18	6'3"	260	+10%	-5%	3x	4	10	450
Young 5	15000	23	20	6'4"	280	+12%	-7%	3x	4	10	600
Adult 6	25000	25	22	6'5"	310	+15%	-10%	3x	4	5	750
Adult 7	40000	27	22	6'6"	330	+17%	-12%	3x	5	5	950
Adult 8	75000	29	25	6'7"	350	+20%	-15%	3x	5	5	1400
Adult 9	125000	29	25	6'8"	380	+25%	-17%	4x	6	2	1800
Adult 10	250000	31	27	6'9"	410	+27%	-20%	4x	6	1	2500
Old 11	400000	31	27	6'10"	430	+30%	-22%	4x	7	1	3800
Old 12	600000	33	29	6'11"	450	+45%	-25%	4x	7	1	7000
Old 13	800000	33	30	7'	480	+40%	-30%	5x	8	1/Tribe	9500

*Broos possess 1-3 chaotic features (see above table).

SCORPION MEN

The Scorpion Men are put together in much the same ways as Centaurs, with the chest, arms and head of a man, but with the body, six legs and a poison stinger-equipped tail of a giant scorpion.

Scorpion men are found in desert area and, occasionally, small mountain villages. Their rigid society is based on servitude to gigantic Queen, who do the majority of breeding of the race.

A Scorpion Man can lose one of his legs with no loss to mobility. If he loses two legs on the same side, his movement is reduced to half. A Scorpion Man must lose all his legs on one side of his body to become immobilized.

Body Fat.	Wt.	Move	armor	%Hit	%Dodge	%Parry	Attack Mode	Exp.	Bonus
60	45	1900	40/200	5	+20%	+25%	-15%	Weapons: 4x WDF 1800 MLS 6 large tail stinger* (+2 Blows)	

* Stinger is rated P/1-6.

SKAVEN

A Skaven is a crossbreed of a rat and a man. They have the appearance of large bipedal rats with sufficient intelligence to make tools, converse in a developed language and develop and use advanced weaponry. An average Skaven is said to have a lifespan of around 20 years, but powerful members of the Skaven society can live much longer, even hundreds of years (due to use of drugs and magic). With an abundant food source and little predation the average Skaven can live well past 50. However the chances of this occurring are extremely slim, as Skaven are prone to in-fighting due to self-destructive natures.

Skaven are a bit shorter than men, between four and five feet tall on average. Most have brown fur, although this can vary. White and grey-furred ratlings are prized among Skaven litters, as they often become Grey Seers (the Skaven equivalent of priests and wizards). Black fur is looked upon as the sign of a true killer, so the elite Stormvermin corps draw their members from back furred ratlings (it is also common for lighter colored Skaven from back furred ratlings, especially if they happen to be a member of the Stormvermin). Albino Skaven are rare but not unheard of. The Stormvermin in charge of protecting the Council of Thirteen (the Skaven ruling body) are all albino.

Male Skaven are workers and warriors. Females are called breeders and are docile, barely intelligent creatures who spend much of their lives hidden away in the nest to breed. Though they are far larger than the average Skaven (about 10 feet tall), female Skaven can't take care of themselves and rely on eunuchs to feed and protect them. Female Skaven typically produce three to five litters a year, each containing about 20 young called ratlings.

The Council of Thirteen is the ruling body of the Skaven race. They sit at a long table with the seats at top and bottom empty. The top seat is the symbolic seat of the Horned Rat. Therefore, the most

powerful members sit to the left and right of the Horned Rat and share equal power. Each member is the equal of whomever sits opposite him. The council are constantly shifting allegiances, backstabbing, cheating, lying, and hiring assassins to kill each other - much to the amusement of their malevolent god. This backstory helps justify why a rapidly-reproducing, disease-resistant race does not rule more of the world; they are too busy fighting each other. Each member of the council is open to replacement at any time. The applicant must simply challenge his rival to a fight to the death; if he wins, he takes the place of the loser on the council.

Council members mentioned in the backgrounds include:

1. Lord Kritislik (Seerlord)
2. Lord Morskittar (Lord-Warlock of Clan Skryre)
3. Nurglitch VII (Arch-Plaguemaster of Clan Pestilens)
4. Kratch Doomclaw (Clan Rictus)
5. Warlord Gnawdwell (Clan Mors)
6. Lord Sneek (Nightlord of Clan Eshin)
7. Lord Verminkin (Packlord of Clan Moulder)
8. Lord Paskrit ("Warlord-General of all Skavendom")

Kritislik occupies seat number 1 on the Council, Morskittar seat 12 - hence these two are the most powerful of the Lords of Decay. Verminkin occupies seat 9 and Paskrit seat 4. Nurglitch I brought Clan Pestilens to prominence by defeating Lord Vask for a place on the Council of Thirteen.

Below the council in the fictional hierarchy of the race are the Grey Seers, prophets of the Horned Rat himself, and powerful sorcerers. Grey Seers have prophetic powers and are usually grey-furred; hence the name. While the Grey Seers are often physically weak, they make up for this in cunning, guile, and the use of magic. Most other skaven fear and hate grey seers in equal measure. The most feared symbol of the Seers is the "Screaming Bell," a massive, horned bell mounted on a carriage and pushed into battle, the daemonic chimes enthralling the skaven hordes. This holds a fairly unique place in the game as it is based like a monstrous creature, but fielded within a unit of skaven troops, granting bonuses to both the unit, and the larger army with its effects.

The rest of skaven society is organized into innumerable clans. Four clans are traditionally more powerful than the rest: Clan Pestilens, Clan Moulder, Clan Eshin, and Clan Skryre. These four are collectively known as the Great Clans, and dominate the backstory of the race and most army units.

SKAVEN	Exp.	Body Fat.	Size	Wt.	%Hit	%P&D	Blows	WDF	armor	No/100	Bonus Exp.
Warrior 1	0	14	15	4'7"	110	-	-	3x	3	50	80
Warrior 2	2000	15	20	4'8"	115	+5%	-	3x	3	10	100
Warrior 3	4000	16	10	4'9"	120	+7%	-5%	3x	3	10	200
Warrior 4	8000	17	11	4'9"	120	+10%	-7%	3x	4	10	300
Warrior 5	15000	18	12	4'10"	125	+12%	-10%	3x	4	10	500
Officer 6	25000	19	13	4'10"	125	+15%	-12%	3x	5	5	600
Officer 7	40000	19	14	4'11"	130	+17%	-15%	3x	5	2	800
Officer 8	60000	20	18	4'11"	130	+20%	-17%	3x	7	1	1200
Officer 9	100000	20	20	5'	140	+25%	-20%	4x	7	1	1500
Chief 10	150000	21	22	5'	150	+27%	-25%	4x	8	1	2000
Lord 11	225000	21	24	5'1"	160	+30%	-27%	4x	8	1/Regt	3500
General 12	400000	22	26	5'1"	170	+35%	-30%	4x	9	2/Clan	6000
Warlord 13	700000	23	28	5'2"	180	+40%	-35%	5x	9	1/Clan	8500

WOLFEN

The Wolfen are a crossbreed of a man and a wolf.

These are the twelve original tribes of Wolfen who created the Constitution upon which the Wolfen state is based. Bitter enemies since the beginning of Wolfen history, there were traditionally thirteen tribes. However, the constant warfare and shifting alliances, always grim and bloody, eventually led to an atrocity so great that even the most barbarous Wolfen were shocked.

WOLFEN	Exp.	Body Fat.	Size	Wt.	%Hit	%P&D	Blows	WDF	armor	No/100	Bonus Exp.
Warrior 1	0	30	25	6'5"	400	+5%	-	4x	4	40	150
Warrior 2	2000	31	26	6'5"	400	+7%	-	4x	4	10	225
Warrior 3	4000	32	27	6'5"	400	+10%	-	4x	5	10	350
Warrior 4	8000	33	28	6'6"	425	+12%	-5%	4x	5	10	500
Warrior 5	15000	34	29	6'6"	425	+15%	-7%	4x	5	10	650
Warrior 6	25000	35	30	6'6"	425	+18%	-10%	4x	5	5	900
Officer 7	40000	37	32	6'6"	425	+20%	-12%	5x	7	5	1200
Officer 8	75000	39	33	6'8"	450	+25%	-15%	5x	7	5	1800
Officer 9	125000	41	35	6'8"	450	+27%	-18%	5x	7	2	2500
Officer 10	250000	41	37	6'8"	450	+30%	-20%	5x	7	1	3200
Officer 11	400000	41	37	6'10"	475	+35%	-25%	5x	8	1	4400
Captain 12	600000	43	39	6'10"	475	+40%	-30%	6x	8	1	6050
General 13	800000	43	41	7'	500	+40%	-35%	6x	8	1/Tribe	7000

Animals

The list below has the typical sort of animals which will be met in encounters. In comparing animal movement with humans bear in mind that the normal human move in a 2.5 minute turn is 60' with a charge bonus of 40' and a maximum of 120' with strain and fatigue loss. Animals will have walk and rush as their two movement modes.

<u>Creature Type</u>	<u>Body</u>	<u>Wt.</u>	<u>Move</u>	<u>Armor</u>	<u>Attack Mode & Special Characteristics</u>	<u>%Hit</u>	<u>%Dodge</u>	<u>Bonus Exp</u>
Ant	Giant	25	200dr	60/120	8 2xWDF <i>MGB</i> 10 mandibles Giant ants will not release prey once bitten and do 2d6 damage per melee round once a grip with their mandibles is obtained. No morale check.	+10%	-	175
Apes		35	400dr	60/150	1 4xWDF <i>MCC</i> 3 claws + 2xWDF <i>MMB</i> 2 fangs Apes will also hug their opponents doing 2d6 damage per turn of hug.	+10%	-25%	100
Bears	Brown	50	450dr	60/180	3 2xWDF <i>MLC</i> 6 claws + 2xWDF <i>MLB</i> 3 fangs Hug: 3d6 damage per Turn	+15%	-15%	300
	Grizzly	60	800dr	60/180	3 3xWDF <i>MLC</i> 6 claws + 2xWDF <i>MLB</i> 3 fangs Hug: 3+3d6 damage per Turn	+15%	-15%	500
	Polar	60	900dr	60/180	3 4xWDF <i>MLC</i> 6 claws + 2xWDF <i>MLB</i> 3 fangs Hug: 6+3d6 damage per Turn	+25%	-25%	700
	Lycanthrope	75	900dr	60/180	5 4xWDF <i>MLC</i> 6 claws + 2xWDF <i>MLB</i> 3 fangs +35% Hug: 10+3d6 damage per Turn Bears are ferocious in a fight (+2 blows) and check morale at 75% when 1/2 body damaged has been sustained. Bears are immune to "hug" damage.	+35%	-25%	5000
Boars	European	35	125dr	60/180	3 4xWDF <i>MMB</i> 2 tusks + 2xWDF <i>MSK</i> 3 hooves	+10%	-25%	150
	Lycanthrope	55	250dr	60/180	4 5xWDF <i>MMB</i> 2 tusks + 3xWDF <i>MSK</i> 3 hooves Boars invariably score leg hits, so make an automatic check on Critical Hits #15 -20 by rolling a 1d6 for hit on erect target. When victim is small or is downed, use full Critical Hit range. Boars gore and trample downed victims (but do not kick). Bash is equal to H weapon at +10% vs all targets.	+30%	-25%	1250
Bulls		60	1500dr	60/200	3 3xWDF <i>MLH</i> 7 horns + 3xWDF <i>MLK</i> 8 hooves Bulls automatically "bash" victims when they charge and hit. They trample downed opponents but do not kick.	+15%	-	200
Cats	Domestic	4	10dr	60/180	0 4xWDF <i>MSC</i> 1 claws + 3xWDF <i>MSB</i> 0 fangs +25% (+1 Blow)	+25%	-50%	0
	Familiar	15	10dr	60/240	3 8xWDF <i>MSC</i> 1 claws + 6xWDF <i>MSB</i> 0 fangs +40% (+2 Blow) Cats can see in the dark, and they see and hear 80% of the time. Familiars know all Detect spells and can become invisible. Cats are silent and may hide successfully 85% of the time.	+40%	-60%	750
Centipedes	Normal	2	-	10/20	0 1xWDF <i>MSB</i> 0 mandibles Poison: 35% chance of death	+10%	-	0
	Giant	10	50dr	80/160	2 1xWDF <i>MLB</i> 10 mandibles Poison: 45% chance of death	+15%	-	50
Crabs	Normal	2	1-2dr	10/20	4 3xWDF <i>MSB</i> 0 pincers	+5%	-	0
	Giant	10	10dr	60/120	6 2xWDF <i>MGB</i> 10 pincers	+10%	-	225
Dogs	Large	12	75dr	60/240	1 3xWDF <i>MMB</i> 2 fangs	+10%	-25%	25
	War Dog	6	125dr	60/240	1 4xWDF <i>MMB</i> 2 fangs	+15%	-25%	50
	Armored	20	175dr	60/200	5 4xWDF <i>MMB</i> 2 fangs Dogs can smell the presence of beings up to 300 feet (unless upwind) 80% of the time and track successfully 75% of the time. The War Dog is trained to go for the throat or weapon arm of an enemy, so treat critical hits as being on these 75% of the time.	+15%	-25%	125
Eagles	Normal	10	20dr	20/500	1 2xWDF <i>MMC</i> 3 talons + 2xWDF <i>MMB</i> 2 beak	+15%	-35%	25
	Great	70	200dr	40/650	3 3WDF <i>MGC</i> 10 talons + 2xWDF <i>MGB</i> 8 beak	+15%	-25%	100
	Lord	125	400dr	50/700	3 3WDF <i>MGC</i> 10 talons + 2xWDF <i>MGB</i> 8 beak Eagles do not dodge on land. When diving on prey, they automatically knock down beings up to 5 times their body weight and have a LH bash on beings up to 7 times their body weight. (Increase WDF of normal eagles by 1d6 and of Great Eagles by 3d6). Great Eagles are highly intelligent and may bear their own weight in passengers. All eagles are utterly lawful.	+25%	-25%	250
Falcons & Hawks		2-4	1-5dr	20/650	1 6xWDF <i>MSC</i> 1 talons + 6xWDF <i>MSB</i> 1 beak +10% Falcons and Hawks score an extra 1d6 of damage when diving on prey. They can knock down all small animals or birds. They cannot dodge on land.	+10%	-35%	0
Frogs	Giant Killer	30	300dr	60/180	1 3xWDF <i>MMB</i> 2 bite + Tongue Killer Frogs may project their tongues up to 20 feet, catch victims and reel them in to be bitten. A kick (as <i>MLK</i> 8 hooves) delivers a bash 50% of the time to opponents up to 1000dr in weight.	+15%	-15%	250
Leopards	Spotted	30	100dr	60/240	2 3xWDF <i>MMC</i> 3 claws (+1 Blow) + 3xWDF <i>MMB</i> 2 bite	+20%	-35%	350
	Black	35	150dr	60/240	2 4xWDF <i>MMC</i> 3 claws (+1 Blow) + 3xWDF <i>MMB</i> 2 bite	+20%	-35%	425
	Cheetah	30	90dr	60/380	2 3xWDF <i>MMC</i> 3 claws (+1 Blow) + 3xWDF <i>MMB</i> 2 bite Black and Spotted Leopards have Cat characteristics and	+20%	-35%	350

<u>Creature Type</u>	<u>Body</u>	<u>Wt.</u>	<u>Move</u>	<u>Armor</u>	<u>Attack Mode & Special Characteristics</u>	<u>%Hit</u>	<u>%Dodge</u>	<u>Bonus Exp</u>	
Lions	African	50	600dr	60/240	2	3xWDF <i>MLC</i> 6 claws(+1 Blow) + 3xWDF <i>MLB</i> 3 bite	+25%	-20%	500
	Lycanthrope	65	700dr	60/240	2	4xWDF <i>MLC</i> 6 claws(+1 Blow) + 3xWDF <i>MLB</i> 3 bite Lions have Cat characteristics. When springing, 50% chance of bash vs victims up to 2000dr, and a 25% chance up to 4000dr	+35%	-25%	5000
Mosquitoes	Giant	10	50dr	20/300	0	3xWDF <i>Sword</i> 5 <i>L</i> Giant Mosquitoes will "fence" with an armed opponent, and if a hit is scored, fasten on to the victim to drain their blood. Roll 2d6 for damage per melee round that blood drain occurs.	+25%	-20%	100
Mules	Normal	50	1000dr	60/240	3	3xWDF <i>MLK</i> 8 hooves + 2xWDF <i>MMB</i> 3 teeth Mules will kick and bite enemies, and also tend to trample fallen victims. They are very thick skinned and notoriously bad tempered and stubborn.	+10%	-10%	200
Porcupines	Giant	25	200dr	40/100	5	Quills as missiles Giant porcupine "throw" their quills with their tails. From 1d6 quills will be thrown up to 50' twice per melee round. Treat as Light Crossbow, with 5+1d6 damage per quill. Anyone not in Class 9 or 10 armor who falls on a porcupine will suffer 3d6 damage each melee round they remain there. Porcupines are timid but defend themselves tenaciously. They have poor eyesight but good hearing.	+10%	-	200
Ram	Normal	10	100dr	60/180	2	2xWDF <i>MLH</i> 7 horns	+10%	-15%	50
	Giant	40	1000dr	60/240	3	3xWDF <i>MLH</i> 7 horns Increase Bash probability by +10% when rams charge their target. Giant Rams have Bash like a Bear Hug.	+15%	-10%	350
Rats	Gutter	3	4dr	50/120	0	3xWDF <i>MSB</i> 0 fangs	+10%	-20%	0
	Giant	20	100dr	60/180	0	3xWDF <i>MMB</i> 2 fangs	+10%	-20%	50
	Lycanthrope	25	150dr	60/180	0	3xWDF <i>MMB</i> 2 fangs (+2 Blows)	+10%	-25%	700
Rhinoceros		125	8000dr	60/160	6	4xWDF <i>MLH</i> 7 horn + 3xWDF <i>MLK</i> 8 hooves Rhinos will trample fallen victims but not kick.	+15%	-	1500
Scorpion	Small	1/2	-	10/20	0	1xWDF <i>MSS</i> 0 stinger Poison: 10% death + 1d6 damage	-	-	0
	Giant	35	300dr	60/150	6	1xWDF <i>MLS</i> 6 stinger + 2xWDF <i>MGB</i> 10 pincers Poison: 35% death + 3d6 damage	-	-	200
Skunks	Stripped	5	15dr	60/120	0	Spray	-	-	0
	Giant	20	75dr	60/160	0	Spray Skunks fight using a spray cone 20'x10'. Treat as poison which incapacitates 25% of the time and routs target 26-75 % of the time. Giant skunks have a range of 60'x25'. Incapacity lasts 1d10 melee turns. Once they spray skunks will move along to get out of the way of what ever scared them.	-	-	50
Snakes	Constrictor	10	150dr	30/90	0	<i>MGS</i> 9 Strike 15% Bash + constrict (x2 dice)	-	-	25
	L. Constrictor	20	350dr	50/120	0	<i>MGS</i> 9 Strike 25% Bash + constrict (x3 dice)	-	-	50
	S. Viper	3	3-9dr	30/90	0	<i>MSS</i> 1 strike + Poison	-	-	25
	L. Viper	6	15dr	30/120	0	<i>MSS</i> 5 strike + Poison	-	-	25
	Giant	50	1000dr	60/160	3	<i>MGS</i> 9 strike <i>MLS</i> 6 strike + Poison (40% chance +1d20 damage) Giant serpents constrict with a 35% bash and do 4d damage per melee round. In general constriction for all constrictors causes the number of dice indicated in damage per melee round.	+15%	-10%	700
Spiders	Giant	20	200dr	60/180	0	1xWDF <i>MGB</i> 10 mandible Poison: Paralysis Type Webs: A Giant spider may throw a sticky line of silk up to 60' with 25% accuracy. Victims who are caught will be reeled in. Webs are strong enough to hold even trolls and giants for 1d6 turns (melee turns or game turns depending on the mode of action) Ordinary characters are caught until they are released or cut their way out. Time is 1d6 turns to cut, unless using a Flaming Sword which is instantaneous)	+5%	-10%	400
Stags	Normal	25	300dr	60/240	1	2xWDF <i>MLH</i> 7 horns + 4xWDF <i>MSK</i> 3 hooves	+5%	-15%	50
	Great	40	450dr	60/300	2	3xWDF <i>MLH</i> 7 horns + 6xWDF <i>MSK</i> 3 hooves	+20%	-25%	200
	Female	15	150dr	60/240	1	4xWDF <i>MSK</i> 3 hooves	+5%	-15%	20
Tigers	Indian	55	700dr	60/240	2	3xWDF <i>MLC</i> 6 claws (+1 Blow) + 2xWDF <i>MLS</i> 3 fangs	+25%	-25%	550
	Siberian	60	800dr	60/240	2	4xWDF <i>MLC</i> 6 claws (+1 Blow) + 2xWDF <i>MLS</i> 3 fangs	+30%	-25%	600
	Lycanthrope	75	900dr	60/240	4	4xWDF <i>MLC</i> 6 claws (+1 Blow) + 3xWDF <i>MLS</i> 3 fangs	+35%	-25%	5000
Vampire Bats		5	1-3dr	5/240	0	3xWDF <i>MSB</i> 0 fangs Blood Drain: 1d6 (See Mosquitoes) Vampire bats associate with vampires	+30%	-35%	0
War Elephant		150	10000dr	60/150	3-5	4xWDF <i>MLH</i> 7 tusks Trample: 4d6 damage Trunk: 25% chance of grappling victim and toss 15'-40'	+15%	-	1500
Wasp	Giant	12	50dr	20/300	0	3xWDF <i>Sword</i> 5 <i>L</i> Poison: 35% chance of Paralysis	+25%	-20%	100

Creature Type		Body	Wt.	Move	Armor	Attack Mode & Special Characteristics	%Hit	%Dodge	Bonus Exp
Weasels	Giant	25	75dr	60/180	2	3xWDF <i>MMB</i> 2 fangs Blood Drain (see Mosquitoes) Weasels are ferocious and never check morale.	+15%	-20%	150
Wolves	Gaunt Grey	16	125dr	60/240	1	3xWDF <i>MMB</i> 2 fangs	+10%	-25%	50
	Pack Leader	24	200dr	60/240	1	4xWDF <i>MMB</i> 2 fangs	+25%	-25%	100
	Warg	20	175dr	60/240	1	4xWDF <i>MMB</i> 2 fangs	+10%	-25%	75
	Pack Leader	30	250dr	60/240	1	5xWDF <i>MMB</i> 2 fangs	+25%	-25%	150
	Dire	45	400dr	60/240	2	3xWDF <i>MMB</i> 3 fangs	+25%	-25%	250
Pack Leader		50	425dr	60/240	4	3xWDF <i>MMB</i> 3 fangs Wolves have the same characteristics as dogs when it comes to smelling and tracking. They also tend to operate in packs of 10-30 animals. Wargs are friendly toward Orcish type but the other wolf types do not make friends easily. There is a 10% chance that a wolf is rabid. If so, a human bitten by one runs a 25% chance of being infected (requiring a Cure Disease) and will die in 3 days. A human bitten by a Werewolf has a 10% chance of becoming Were.	+35%	-25%	275
Wolverines	Normal	25	50dr	60/180	3	3xWDF <i>MMB</i> 2 fangs + 4xWDF <i>MMC</i> 3 claws	+25%	-25%	100
	Giant	60	200dr	60/200	4	3xWDF <i>MMB</i> 3 fangs + 4xWDF <i>MLC</i> 6 claws+25% Pound for pound, nothing is tougher than an enraged wolverine. They are utterly ferocious and exceedingly hard to kill. Wolverines never check morale.	+25%	-20%	300

Designing C&S Monsters

In the final analysis, any fantasy role-playing game aims at the encounter between man and 'monster'. Chivalry & Sorcery monsters might appear to be rather limited in numbers to those players conditioned to the veritable avalanche of dungeon and wilderness nasties that can be found in the prozines and apazines of fantasy gaming and in other fantasy role games. However, it should be remembered that C&S was designed initially as a fantasy simulation set in a middle ages environment, and the monsters chosen for it were those typical of such a setting.

That does not mean that other monsters are automatically excluded from a C&S campaign. Quite the contrary! The fantasy world created by a Game Master and his friends need not be a historical medieval world at all. Remember, feudalism is a type of social /political/economic ordering of society and can apply to Anyplace and Anywhen. The range of possible worlds of fantasy that can be characterized by one sort of feudalism or another is large. Such worlds are limited only by the imaginations and organizational skills of those designing them.

Within a fantasy world, there could be a place for almost any type of creature. But - and it is a very big but - the monsters should have their place! The chance of encountering a given monster should be directly related to its nature and the appropriateness of his presence in a particular region. Some monster types, and especially the exotic varieties created out of whole cloth by players instead of being drawn from actual myth and legend, ought to be strictly limited both in numbers and in the locations in which they might be encountered.

There are players who regard the number of monster types as some how being a measure of the quality of a campaign. That is a mistaken assumption.

Numbers in themselves never amount to better. There are hundreds of different monsters now available. It is rare that any one Game Master will have the time, inclination, or ability to use them all in an effective manner. Considering that every mistake, every failure to exploit the full potentials of a given monster type results in player victories and experience bonuses, quantity is simply not quality. It is, at best, only a novelty that quickly wears off. At its worst, it is bad campaigning. No gimmick monster, however cute or clever it may be, will ever replace imaginative and skillful Game Mastering.

What is perhaps of greatest value are the possibilities for selecting specific monsters from the plethora of beasties available. Each game Master has his favorite monsters, as do the players. Selection of monsters for a campaign is a personal matter. It cannot be otherwise, for each campaign will bear the mark of the Game Master conducting it. I, myself, will have nothing to do with monsters that violate my personal sense of what is authentic and reasonable. The monsters I design and use have to meet my standards of believability and good play balance. To a degree, my preferences are a matter of personal prejudice, and I prefer authentic monsters adapted honestly and fairly accurately from actual myth and legend, or from good works of fantasy fiction.

I do not condemn monsters designed outside the bounds of tradition. UMBER Hulks have always occupied a special place in my mean little Game Master's heart. But I do reject many of the poorly conceived monsters arbitrarily designed and introduced into many campaigns without any real thought as to their impact on play balance, not to mention more fundamental considerations which shall be raised shortly. I do not accept any defense of such monsters on the grounds that 'it's only a game'. Nor do I accept the argument that just because the designers of one game or another put in or

excluded a monster that I either have to use it or refrain from using it. There is no one true way in such matters except sweet reason and developing fair and balanced play.

Basic Standards Of Monster Design

When choosing monsters to adapt to a fantasy campaign, one has several sources. First, they may be adapted directly from actual myths and legends. Second, they may be drawn from works of fantasy fiction. Third, they can be created entirely as the product of a designer's imagination.

When monsters are based upon real models, models drawn from legend or fiction, a designer is under an obligation to present the monster as it actually appears in the sources. The legends and fictional works provide stories which can be used to gauge the physical and other characteristics and abilities of various monsters. Such stories are valuable guides to design.

Legendary monsters and those of fantasy fiction should be drawn true to their sources because nothing grates on the nerves of someone familiar with the genuine article more than seeing plain violence done to a monster because the designer of that creature was ignorant of the sources or else thought that he could 'improve' on the original model.

Let me give several examples. Hydras (there was really only one) are giant, serpent-like creatures with three heads. According to the Greek legend in which it appears, every time that one head was severed from the body, two would grow instantly in its place. I cannot comprehend the reasoning that converted ibis very satisfactory, very deadly creature into a dinosaur-like monster! The term 'Hydra' is very specific in meaning. If one is going to name a monster 'Hydra' present the Hydra that Hercules fought, not a totally different creature which bears little or no resemblance to the original. People, like me, who are familiar with the legends will become confused by the indefensible liberties taken. Again, the Gorgons were three sisters with snakes in their hair, one of which was the famous Medusa slain by Perseus. I don't understand how they could be contused with the brazen bulls which Jason yoked to plow a field, one of the tasks set for him to win the Golden Fleece!

Such incredible and insensitive, heavy-handed and ill-informed botch-ups abound in the realm of fantasy role-gaming. If one is going to be original, he should at least have the grace to keep his hands off genuine monsters and invent ones that do not steal their names. As a student of legendary lore and as an educator, I resent the propagation of ignorance.

Dragons are a prime case in point. As I pointed out in C&S, Dragons were medieval symbols of great destructive force - almost irresistible in their power. Chinese Dragons, if one is going to turn to that other great source of Dragon Lore, were sometimes very benevolent, but again represented great and almost irresistible force. To reduce them to 40 or 50 hit points worms is plain sacrilege! It misrepresents and degrades one of the mightiest monsters to fly through the pages of world myth and legend. But in how many campaigns is dragonslaying taken for granted because the dragons are pushovers? Try out a C&S Old Dragon sometimes. You'll find out why instant promotion and national honors are accorded a dragon slayer! If your character survives the encounter, that is.

Trolls are my first and favorite love amongst the monsters. C&S Water Trolls are the epitome of trollidom and are modelled after those of Nordic Legend and saga. In particular, the Anglo-Saxon Beowulf influenced the game monster for it presents a very satisfying and complete rendering of such creatures in the persons

of Grendel and his mother, the dread Sea Hag. They appear as tall, man-shaped beings of great strength and fearsome power. Thus Water Trolls can reach heights of 8' and weights of 900 Dr. (more if armor is worn, which some intelligent trolls did on occasion). Their strength is legendary. Their bodies could absorb incredible amounts of damage, yielding 100+ hit points, and could quickly regenerate. Their armor class is very high, for trolls have scaly, flinty, or rubbery hides that resist ordinary weapons. With their mass they were able to bash and batter their way through a room full of armed warriors, single out a victim, and carry him off with ease. Creatures of darkness, they possess night vision and detest the light of day, but only in Tolkien are they turned to stone by daylight! In battle, their armaments and prowess are formidable, their large claws tearing through armor as if it were cardboard. This is only damage caused by their claws; bites are an added bonus, while 'hugs' can produce still additional damage. Lest anyone think this is extreme, remember that trolls had a reputation for being able to rip a warrior's head off with a single blow, and two trolls in Beowulf terrorized the entire Danish nation. Nor are they stupid; many trolls have an intelligence that is truly fiendish in its cleverness. Nor will trolls - especially water Trolls - ignore the use of weapons, which permits them to do even more damage.

Trolls, in short, are not to be used for combat practice by low level characters.

The guidelines used for legendary beasts are equally applicable for those monsters drawn from fantasy fiction. Be true to the actual monster.

Natural Law

No matter how fantastic the setting, the basic laws of the universe should apply.

This fact about the nature of the universe - any universe - has been all too often lost on many game designers and players alike at one time or another. Part of the problem is that many players themselves are still acquiring a working knowledge of basic physics, chemistry, and biology - as well as any other relevant science. There will be someone out there ready and eager to interject at this point that 'it's only a game'. I agree, but I will remind him that role games necessarily and inevitably simulate environments. Players have been too thoroughly conditioned by their own life experiences and have acquired enough knowledge about what happens in their own world to make setting it aside far too difficult. It is too much to expect of players to demand that they accept an arbitrary universe conceived by the Game Master which has natural laws too far removed from those of our real world. Water flows downhill, not up. Rocks do not bang suspended in midair (unless comprised of ferrous material and buoyed up by an electromagnetic field). Living creatures can be damaged and killed by physical agencies. These are facts of science. Why should it be suddenly different in a fantasy world?

A Game Master bent on violating natural laws should be required to present detailed explanations of the laws of his universe which conflict with those we know prior to playing in his world.

Any surprises in this area are simply inexcusable.

Biological science should be our general guide when designing natural monsters - creatures of the animal and plant kingdom. Any natural monster that seriously violates biological truth is a poorly designed monster and should be thrown out with the bathwater. Also, if the monster is alive and has a physical body, it can be and is fully subject to physical laws.

Here is a practical application of these principles. Supposing that a Giant Slug is biologically possible, we would do well to begin with an overgrown version of the common garden variety. A giant slug would be sluggish in its movements and would not properly be capable of fast or even moderately fast speeds, even when in a hurry, because of the nature of its locomotive apparatus and its mass. It would have a soft, almost pulpy body, and thus also a very low armor class. Because that body is resilient, it would absorb damage from club and mace-like weapons with ease (1/2 or 1/4 damage at best); but edged or pointed weapons would readily open up its body and allow the escape of internal fluids. Because it is a low order creature, it would possess the vitality of such primitive life forms and would therefore have a body high in hit points. Covered with a slimy secretion, it would likely be resistant to but not proof against fire. Certainly it would instinctively dislike heat, just as real slugs do. A large bag of salt would drive it crazy if broken across its body. Its eyesight would be limited, but it could sense vibrations through the ground (caused by walking or other movement). It would not possess devastating weapons besides an acidic mouth capable of engulfing its prey. Of course, some compromises could be made on this last point, permitting it to split an acid secretion for 20 or 30 feet. Its intelligence, however, would be excruciatingly low, and its general manner would be pacifistic unless attacked or hungry. Certainly it will be easily confused, and one might readily distract it by throwing it food. With a very low-grade intelligence, magical commands might have to be limited to simple terms, like 'Stop!' or 'Go Away!'. Illusions would instantly be believed by such a creature.

The real danger of a Giant Slug is bumping into it - literally. In a confined space, it could accidentally knock a person clown and crush him under its bulk. Hardly exciting, but that's the way it would really be.

Some of the giant worms are really nothing more than magnified and modified insects on the centipede model. Others are more wormlike. The characteristic mark of such creatures in fantasy campaigns is

their singularly carnivorous nature. Indeed, a whole host of dungeon crawlies is possible, but some self-restraint is advised on the part of monster designers. Such creatures would tend to be low-grade types, ruled by instinct. With such creatures, 'out of sight' means 'out of mind'. Their powers of 'sticktoitvity' are strictly limited. Thus they amount to natural subterranean hazards. They would be hard to kill because of their low-level natures, but never would they be immune to natural agencies. Using real-life models in nature would yield the best results. There are enough genuine horrors in nature to provide scads of 'crawlies' for any campaign. Tough, but stupid!

The same is true of giant insects. These mil tend to be of a carnivorous nature and will be tenacious in the extreme. Often they will be hard-shelled, yielding a high armor class. They possess considerable vitality. Some, like ants, will be capable of fairly good speeds. However, once again, their intelligence mil be low-grade and they will be easily distracted. Model them after their real counterparts. Fire will be devastatingly effective, and even an out thrust torch will cause them to hesitate in the attack.

Higher order animals can be designed from their natural counterparts. Giant versions are merely bigger and equipped with larger natural armaments.

Biological and zoological science will be the source of all relevant factors that shape such monsters. Magnification of size might be impossible in scientific terms, but that is a concession which can be readily supported in fantasy gaming. Incredible armaments and invulnerability to natural forces (sharp weapons, fire, cold, blocks of stone dropped on them, etc.) are indefensible, however.

Various amoebic life forms can be postulated - giant one-celled creatures. But the actual natures of such creatures should not run to silly prescriptions requiring the use of such and such a spell, etc., to stop them because they are mysteriously (and inexplicably) invulnerable to fire or lightning or whatever. Certainly an amoebic creature will find its being attacked by edged or mace-like weapons amusing because its protoplasmic simplicity prevents damage from such attacks. One could stipulate, however, that a hit in the nucleus of a super-sized one-celled creature was a mortal blow. In any event, heat and cold would have devastating effects on them all. Lightning is an electrical discharge producing blast and hum, as well as electric shock, all of which would cause havoc to a simple one-celled organism. With a primitive biological make-up and a totally instinctive directive force impelling it, it would definitely obey instinct and avoid hot and cold places and things!

All manner of oozes, jellies, puddings, and the like are exceedingly primitive life forms. Their sensory apparatus is limited in range and information-gathering power. Their modes of attack are essentially singular: engulf the food and digest it with powerful acids. They will move slowly, definitely slower than a man, and their determination to pursue prey that has slipped outside of sensory range is nil. One would almost have to walk into the reach of such creatures to be in trouble. Above all, they literally don't have the brains to concentrate on more than one task or victim at a time. They certainly would not stalk their prey or be attracted to it from a great distance.

Molds and slimes are easily enough dealt with. These are passive monsters that merely lurk in wait for food to blunder into them. And I mean into them! They would not be able to cause instant rotting or dessication. Such fates are purely the constructs of uncontrolled imagination and strain biological truth. More likely, disturbing a mold could release spores or vapors (secretions from slimes) which paralyze or put a victim to sleep, causing him to fall into the mass of the mold or slime to be digested slowly at leisure. Being of the plant world, such monsters would be highly vulnerable to fire and probably cold as well.

Natural law, then, dictates that monsters correspond to biological and zoological insights. This is not a limitation, but rather a guide which permits a monster designer to check out his latest brilliant idea against what is even vaguely possible and reasonable. He can gauge the nature of the creature and its abilities in the light of real models. If it is too wild, top far out, it should either be discarded or toned down.

Laws Of Magick

No creature, natural or fantastical, shall violate the basic laws of Magick.

P.E.I. Bonewits, a genuine mage and scholar of the occult, has commented in his recent book on Authentic Thaumaturgy (Chaosium, 1978) that few game designers and players alike have any real grasp of what magick is all about. Indeed, it seems quite clear from the way magick has been handled by some that it is assumed to be an excuse that justifies whatever they like. They couldn't be more wrong.

Just because fantasy games are being played does not provide any justification to violate the laws by which the universe functions. If Magick is part of the fantasy universe - and we all assume that it is - then Magick will follow definite and discernable laws. All physical objects, all living creatures, and all creatures of magical or supernatural nature or origin will be subject to the laws of Magick.

Thus it is that some Undead, like zombies, are highly resistant to most physical agencies. That is a function of their undead natures. Swords and spears simply do not damage dead flesh the way they do living tissue. Fire is nasty, but not effective against rotting flesh as it - against living, feeling skin. But, partaking of the

supernatural and the magical, Undead are vulnerable to theurgic and thaumaturgic magick. It cannot be otherwise. One cannot have it both ways. If a being is, by some accident of nature or some magical design, immune to ordinary fire, it will not be immune to magical fire. Magick Fire is the very quintessence of the mana itself, the magical forces that pervade the universe. Saying that any being is immune to Magick Fire because the being is magical is missing the entire idea of what Magick is all about. And that is why Undead fear fire; it is magical force, the mana, the one that can always consume and destroy them utterly.

Magical creatures are never immune to Magick. Some are more resistant and are harder to target than others, but once targeted they may be more vulnerable to magical operations and effects than are ordinary beings. That is the reason that even the mightiest Demon can be bound or the most terrifying Undead can be ordered hence or a malevolent Spirit can be exorcised. Once the mage or cleric 'has their range', magical and supernatural creatures have real problems.

This issue has to be raised because uncontrolled and uninformed imaginations have churned out many clever monsters that twist and distort the truth of such matters to the point that pure invention knows no reasonable bounds. The characteristics of magical beings must be accounted for in a rational and correct explanation of why the monster is the way it is. If it transcends the laws of the physical and biological universe, it still must answer to the laws of Magick.

The Law Of Common Sense

As long as one sticks closely to models drawn from authentic sources, few real problems will arise. The legendary or fantasy fiction sources provide more than enough information by which the capabilities of a monster can be determined. Even better, they justify the very existence of the monster and permit a defensible introduction of the monster into a campaign. When pushed to the wall, one can always 'appeal to authority' and pull the reference text down from the shelf to prove that you knew what you were doing, that such a beastie is not incredible or impossible or ridiculous.

The moment one departs from the known monsters as they are described and sustained by the literature of myth, legend, and fantasy, the chance of real trouble arises. Often, it is due to plain ignorance or insensitivity.

P.E.I. Bonewits, in a general condemnation of the tendency of some game designers and players to create and use supernatural beings of a high order (Gods and demi-Gods in particular), has observed that such people do not comprehend the nature of the forces with which they are dealing. I join in his view. Bonewits, for example, points out the possibility in some games of a mortal actually defeating and slaying a deity like Odin Allfather. Odin was perhaps one of the most powerful beings in Western European myth, and even hinting at his possible demise at the hands of a puny mortal is, in Bonewits' terms, downright sacrilegious. It is, I might add, downright impossible if one remains at all true to the very nature of Odin as the Nordics conceived him. Odin is destined to die under the fangs of the Fenris Wolf at the Ragnarok. To permit any other possibility is to do damnable violence to a great and honored tradition. It totally misses the whole point! Indeed, it exhibits extreme insensitivity to or else ignorance of the materials of Nordic myth and legend. To call a game-construct 'Odin' and not provide him with several hundred thousand hit points, incredible weapon handling capabilities (with attendant damage to his victims), and the equivalent of - 1000 PMFs of magick capability is to be totally lacking in authenticity.

If one insists upon introducing high level deities in a campaign, do - right!

My advice is to stick with low order demons and spirits that are comprehensible and in line with the capabilities of the poor mortals who must cope with them. Messing around with direct and personal interventions by real Gods introduces no end of complexity. It demands comprehensive rules to govern their use by Game Masters and players alike. Worse, it demands a total drawing up of battelines on the cosmic scale. What are the relationships of the various gods to one another? How do deities of different religions interact? It is a Pandora's Box, a can of worms that best be left unopened. Besides, if a high order Deity did appear, what makes players think He would want to intervene. The ways and purposes of the Gods are mysterious, and the, tend, like Crom, to appear, observe, and depart without doing anything for or to those who summon them. Mortal affairs are left for mortals to resolve. As Bonewits comments, it is often because the Gods do not give to men what they want when they want it that the impatient amongst us turn to demonic forces to grant their requests.

Turning from Gods to monsters in general, I submit that the use of random dice to determine such vital factors as body hit points is fraught with problems. I once rolled a 12 HP troll with random dice - sheer impossibility if one is going to be true to the legends! It is for that C&S monsters were assigned more fixed values. Variations of several hundred percent in the capacity of different monsters of the same type to take damage simply don't make sense. The greater the number of hit dice used, the larger the variation; eight dice, for example produces an 800% range between lowest and highest values with D8.

I am not saying that there is anything wrong with randomizing a monster's body points with hit dice; I am suggesting that some definite minimum values should be assigned which prevent ridiculously low HP values.

Common sense should also be exercised before one begins to develop a new monster or else to adopt someone else's construct. Ask yourself, 'why is this needed?' There should be a good reason, and I don't mean one like 'Well, it's a neat idea' or 'I have to get something to take of that tough dungeon party' or 'I need something new'. A Game Master's first and most important asset is his imagination and skill at handling the resources already available to him.

If you are creating a monster from legend, be sure to read the legend first. Others have, and if you are too far wrong, your cleverness will come back to haunt you.

If you are departing from known monsters of legend and fiction, realize from the start that design becomes fraught with problems and perils. For when we come to pure invention of monsters that were never contained in any previous source, our enthusiasm sometimes over-whelms all good sense and judgement. We create impossible beings charged with all sorts of cute magical powers and talents and/or with physical abilities and fighting prowess that is enough to turn the hair of a Demon pure white. Often, we ignore the realities of Magick, if we ever were aware of them in the first place.

Remember, you might not be aware of such things, but there always is someone else who is. If he knows his stuff, he won't be impressed or amused at all. Let's be honest. We all indulge in monster design because it feeds our egos and gives us a nice feeling when we see our creations in print in a prozine or apazine or even a game or game supplement. But when we go public, even in our own private gaming groups, we run the risk of being fools, too. That isn't what we want, so let's avoid it.

As a common sense rule, monsters should be less intelligent and less magically capable than are men. There are exceptions, of course, but they are few. The majority are not the equals of man, in the final analysis. This is the thread that runs through the length and breadth of the legends and also most fantasy novels. To endow more than a few monster types with high levels of intelligence and magical proficiency invites the inevitable question, 'Why haven't they taken over the world, then?'

The foregoing question was asked in all seriousness. We talk about setting up universes, but when we do establish our world, what assumptions do we make? If it is populated by huge numbers of monsters, many of which appear with no more reason than they were rolled up on a random table of appearance, we have a problem. One cannot respond with trite and flippant retorts like, 'It's just a game, haven't I told you that already!' Whenever the game involves a world larger than a dungeon, the problem of maintaining the status quo is highly relevant. The whole story of the Lord of the Ring, for example, turns upon the fact that the monsters of the world are massing under one leader and have the numbers and military strength to overwhelm their Human, Elvish, and Dwarfish opponents once Sauron obtains his Ring and neutralizes the magicks of his enemies.

Of course, one might answer, 'Well, the dungeon is enchanted, see, so they can't get out'. Why not? Who was so powerful that he possessed super-powerful magicks (not contained in any set of rules published) mighty and enduring enough to keep them there for all time? Even if such spells exist, what happens when intruders disturb the binding spells? And make no mistake intrusion will disturb them.

Moreover, monsters are not limited to dungeons. In any fantasy campaign worth mentioning, adventures occur in the wide world outside the dungeons, with plenty of encounters with the most wondrous of strange beasts. Not every monster is confined to dungeons.

The point is that every time a new monster is introduced into a campaign, a risk occurs that the whole balance of play will be disturbed. This doesn't mean that new monsters are unwelcome. It means III one has to be careful when a new monster is conceived. Game systems are not designed to absorb an infinite number of variations, whatever the claims of the designers. Sooner or later an overload will occur, and a campaign is in big trouble.

The Law Of Predation

What do monsters do? How do they survive between adventurers for lunch? Remember, if it is alive, it has to eat. This places monsters right inside the whole food chain. In a sense, I am still talking about Natural Law.

Every creature has its predator. There must be predation if monsters of a carnivorous nature are to survive. This is especially true in dungeons, where the vast majority of monsters are anything except the normal life forms found in nature. But if predation is necessary, how does one account for the prolific numbers of monsters encountered in the dungeons designed by most Game Masters? Further, how does one explain the tendency of such monsters to cooperate in hunting clown adventurers? There will be obvious animosities between the monsters because they use each other for food! Who is whose predator in the world of monsters.

Even supernatural creatures will have their natural enemies. Nature has a way of balancing the numbers of the many species that exist in the world. By assigning predatory monsters to each monster type, a balance is reached. Besides, it can be fun - a new dimension in fantasy gaming. It often generates the most unlikely alliances against a common foe.

The Law Of Achilles Heel

No being is without its weakness. This is especially true of monsters. Each has some signal failing, some chink in its armor, that permits the knowledgeable man to defeat it. Monsters not having a weakness are not true monsters. They are game-constructs designed by the Game Master to II off characters without affording them a reasonable chance. Thus the mighty dragon has a soft spot right over the heart.

Often, the most powerful monsters will have a bane existing somewhere in the world, a magical weapon or device which will surely slay them.

The Law Of Locations

Does it make sense to find beings, whose natural environment is in the woodlands or plains, in a dungeon as well? Not likely. Water Trolls, for instance, tend to live in underground caves with outlets into streams or rivers. They are, in effect, nocturnal outdoors creatures. Rarely would they be found in dark, damp dungeons far beneath the Earth- It's not their bag. Wolves might make their lairs in an earth den, but their natural environment is in the woods. And so on. When stocking one's world, such characteristics of monsters should be taken into account. The entire world could contain a vast number of different types of monsters. But every kind of monster is not found everywhere - not, that is, unless the Game Master is using a universal encounter system III assumes a universal mix of monsters everywhere on the planet.

The Law Of Exceptional Monsters

Exceptional monsters may appear from lime to lime. These exceed the usual parameters for a particular monster type. For example, in my own Wolf Hill dwells the incomparable El Lobo, the leader of a pack of dire wolves. He rates at a body of 75, with 500 Dr, weight, % Hit +40, Dodge -35%. His MLB3 fangs deliver +5 WDF, with +5 bites. His intelligence is a very shrewd and cunning 19, with wisdom 20, so he recognizes traps instantly for what they are. He is a veritable DEMON of the wilderness and makes war on his enemies with an almost human ferocity. Fortunately, there is only one of him, although I have made provision for one cub of his to have his general characteristics should he be slain.

Again, Arrgh Ruffluk, a very old and wily Water Troll, has been running a successful toll bridge for decades. He has a chain hauberk fashioned for him by the renegade Dwarvish armorer Albrecht. Imagine the surprise on the faces of stalwart fighters when they cleave through that armored coat only to be told that a second roll is needed to penetrate the equally armored hide of the troll! After all, penetrating class 8 chain mail does not constitute breaking the skin underneath when that skin is also class 8.

Such exceptions do not violate any rules so long as they are kept to a reasonable minimum and do not exaggerate the capabilities of a monster to an unnatural degree. A heavier body, more hit points, greater speed, higher hit probabilities, more blows/melee round, etc., than the average can all be factors to consider for exceptional monsters.

Designing The Monster

Whether one is designing an entirely new monster never before conceived or is just adapting one taken from legend, fiction, or another game, a general assessment must be prepared. This will list all your impressions and notions about the monster, and it will become the guide for developing the monster's profile. The following factors will be considered:

1. GENERAL CONFIGURATION: The over-all shape of a creature will affect many of its characteristics. For example, if it is bipedal, it will possess certain advantages in combat because it is free to use its upper limbs. But it would probably lose out on movement if it is particularly humanoid in shape, a configuration not designed for high speeds. A short, thick neck would restrict head movement, a feature important both for purposes of observation and for effective use of fangs.
2. HEIGHT & WEIGHT: In the light of the monster's general configuration, height and weight can readily be arrived at. These two factors are significant in deciding upon the agility, carrying capacity, and combat effectiveness of the creature (remember, C&S combat systems stress the effects of mass in close combat).
3. STRENGTH & CONSTITUTION: Also growing out of the monster's general configuration, these factors largely determine the brute force and the stamina of the monster. Strength has an important effect on the WDF multiplier and the number of blows a monster can strike in a melee turn. Constitution reflects both the resistance of the monster to the shock of injury and its staying power in combat or in long distance movement. It can also have a bearing on the number of blows that can be struck.
4. CARRYING CAPACITY: The ability of a monster to bear

burdens is often important. Its size, strength, and constitution will all determine its carrying capacity. As a rule, the bigger and stronger it is, the more it can carry. Creatures of weak constitution might be reduced accordingly, despite size; while flying creatures would have fairly severe restrictions placed on loads carried in flight (for good aerodynamic reasons).

5. INTELLIGENCE & WISDOM: These factors are really the most significant of all. Monsters with limited mental capacity tend to act instinctively far more than they do with clear and reasoned deliberation. Game Masters too often make the mistake of playing beasts as reasoning beings. A beast (which can be a pretty exotic monster, not just an animal) is never the equal of a highly intelligent creature when it comes to the choice of tactics or any other course of action, for that matter. Mental capacity also affects fighting capabilities, although some beasts can show considerable cunning in a battle to the death. When it comes to magical powers, mental capacity is vital; there should be virtually no serious magical effects possible to creatures of low mentality. Magick is not something that can be handled with a flip of the random dice. At best, some beasts might possess natural talents in the area of Detection, Communication, or Transportation. Only the real heavy- weights (always rare as species or as individuals) might have greater powers.
6. DEXTERITY: The agility of a creature is largely determined by its general configuration and the environment for which its shape is best suited. Men, for example, are highly agile and can dodge with far greater ease than a bull can, especially in a charge. It's a question of size and physical make-up. Birds are incredibly agile in the air but can only be described as pitifully clumsy on the ground - with the exception of those avians who have given up flight for a life on the ground. And so on. Also, if a monster is equipped with hand-like appendages, it might be able to employ weapons - but rarely if ever with the skill of men.
7. BODY & FATIGUE LEVELS: These factors, of course, reflect the general configuration of the creature, size, strength, and constitution. They are also determined, in part, by the legends or fictional stories from which a monster is abstracted.
8. MOVEMENT: Once again reflecting general configuration, the speed of a monster will be determined by its locomotive appendages more than any other factor, although strength, constitution, dexterity and weight may individually or collectively have a major part to play here. As a rule, compare creatures to known types, particularly those of the animal kingdom, and use the known creatures as models.
9. ARMOR CLASS: The general impression one has of a creature will determine its armor class. However, the heavier the armor in most instances, the slower and less dexterous the monster will be. There are exceptions, but usually armor must make concessions in the way of speed and/or agility (dodge, for example, could be lower for armored types). Most beasts would fall into the 0 to 4 armor classes. Rarely will armor of a natural sort be found over class 5 or 6.
10. NATURAL ARMAMENTS: The weapons with which Nature (or the meddling of eugenics-prone Magick Users) has provided a monster will be of exceedingly great significance to the place a monster has in a campaign. The more exotic the armaments become, the less often the creature should be encountered. For example, acid-spitting, poison-gas emitting, fire-breathing, and other such weaponry are highly uncommon. Most typical are fangs/talons and claws/beaks. Some creatures may also possess unpleasant odors (like skunks) or poison fangs or spines. The exact rating of such natural weapons will be possible by studying the Naturally Armed Monster matrix and deciding which will be most appropriate to the monster as it is conceived.
11. FIGHTING ABILITY: The WDF multipliers chosen for the natural armaments, % hit bonuses, % parry bonuses (if any), % dodge bonuses, and other such factors will be determined by a general assessment of what all of the above factors really mean. To a large degree, a fair bit of trial and error is required to at once represent the monster as it should be (true to the sources) and yet avoid play imbalances.
12. SPECIAL FEATURES: As hinted at earlier, some monsters may have special powers. Those of high mental ability might have spell-casting powers of some note, provided that those powers are reasonable and in keeping with the nature of the creature. Such beings tend to be members of a race rather than just a species of wandering monster. A few beasts might have special talents. Such natural abilities should be few in number and not many species should have them. Nightvision is typical of nocturnal and subterranean monsters. Keen eyesight is typical of creatures of the plains and the air. Keen hearing, acute sense of smell, the ability to, move in silence, the ability to freeze and blend in with the surroundings, all these and many other natural abilities can be given to monsters.

I have been asked by a number of players how to adapt monsters from other games to C&S. Before embarking on an explanation of such a task, I would first stress that C&S combat and Magick systems

differ considerably from those of other games. Indeed, a veritable void of difference exists in some respects; and direct comparisons of abilities, combat or magical, often become so difficult that one might as well design a new creature. This will become clearer when I show how to convert an Umber Hulk.

We are told that the Umber Hulk is large and barrel-like in form, generally humanoid but much more squat and massive. It is capable of ripping its way through rock at an incredible rate with its large claws, arguing for immense strength. Because of the configuration of the creature, which does not allow for a mobile head and neck, I would not grant it any bonuses for biting unless a victim was conveyed bodily to the mouth of the creature by its claws. The jaws, despite their formidable appearance, would not be overly powerful because of the tendency of the monster to depend upon its claws (an evolutionary factor). Since it is capable of tunnelling quickly, I would assign it several additional blows with its claws and give them a high damage multiplier. At the same time, it is cumbersome from its description and likely has little agility or speed. Dodging by such a creature would be a joke. Parrying ability with its claws would be limited. As for the body itself, it would be fairly well armored, capable of taking considerable punishment, and heavy. The monster would also possess Nightvision, being a subterranean creature. Its sense of hearing I would rate as very low, probably equivalent to that of Lower Undead.

The Umber Hulk, by reason of its brute nature (and personal preference) I rate as having low intelligence and wisdom, probably 1-6 on a scale of 20. It is instinctive in its habits and behaviors, probably very dogged in its persistence to dig out prey once it has found it but likely too stupid and too ill-equipped with sense of smell or hearing or sight to track prey that has fled.

Clearly, the monster that is going to emerge from such an interpretation will be an Umber Hulk in name only. The monster necessarily undergoes significant changes in conversion:

IQ: 4-6 Digging: 10ft/turn in sand; 6ft/turn in earth; 3ft/turn in porous rock; 1ft/turn in dense rock.

Wis: 4-6

Targeting: Percentages given for Centaurs

Movement: 50/130

Hearing: as for Lower Undead

Environment: Subterranean Dungeon only.

This is the type of analysis that is required to develop a monster in C&S terms. Clearly, such interpretation often demands value judgments from the designer. In effect, monsters adapted from other game systems have to be redesigned.

Body Size	Wt.	%Hit	%Parry	%Dodge	Blows	Attack Mode	Armor	Exp.	Bonus
90	8'	800	+25%	-10%	-	+4	6xMLC 6 large claws	5 or 62000	
							2xMLB 3 large fangs		

Monsters are People too

One of the most fundamental rules of proper fantasy role playing is that the Players develop their characters so that the PCs generally be- have in character as fantasy personalities in their own right, not as mere extensions of the Players' real selves. By definition, role playing is pre- tending to be someone you are not. It is a deliberate entering into a role, much like an actor on stage, to develop an alternate personality and to depict the character's words and actions in the light of his own personality and motivations. Many players go to great lengths to create detailed personalities for their characters, complete with descriptive names, comprehensive personal histories, a wide range of personal idiosyncracies, likes, dislikes, personal goals, etc.

Unfortunately, some GameMasters overlook the simple fact that they are not exempted from the role playing activity. Their characters are literally everyone else besides the player characters. This has profound implications for the quality and the general conduct of any fantasy role playing adventure or campaign. For the character play of the GameMaster (or the lack of it) determines what the Players will be en- couraged to do or discouraged from doing with their own characters.

It is useless for a Player to try to portray his character as a meticulously drawn person in his own right if the GameMaster fails to reciprocate by playing all of his Non-Player Characters as individuals too. Role playing is interaction between personalities. Much of the real action involves no dice rolling and no consultation of results tables. The action should largely proceed through the spoken interactions between PCs and NPCs and through the descriptive commentary and the spoken responses of the Players as they reply with explanations of what their characters are doing. Common sense and a firm awareness of what is reasonable, realistic, or possible should govern the outcome of such interactions.

If everyone is behaving 'in character', it is possible for the Players to predict the various responses of NPCs to certain actions or proposals made by the Player Characters. Similarly, if the PCs behave 'in character', the GameMaster can anticipate PC reactions to what his NPCs are saying and doing, or to the ongoing flow of events surrounding the PCs. All of this should be self-evident. But it is easy to lose sight of the real nature of role playing. If the GameMaster thinks it unimportant to enter his own NPC roles effectively, the entire activity rapidly degenerates rapidly into mechanical dice rolling and mechanical application of tables of

randomized 'outcomes' which have little real bearing on what should or what might reasonably happen in the given situation. Ultimately, a continual conflict situation is created, an eternal 'dungeon crawl' in which every hand/fang/claw is turned against the ever embattled adventurers.

Even worse, those Players who do role play are unfairly penalized whenever their PCs behave in character. That is, the GameMaster may set up a situation loaded against staying in character if any survival, let alone success, is desired. He thereby demands that the Players abandon their characterizations entirely and act merely as wargamers computing the statistical odds (this is called 'mini-maxing') for and against the success of a given action or response. And 'mini-maxing' takes all the role playing out of fantasy role playing. Every character is reduced to a cardboard mask behind which the Player sits and acts just like himself. All the atmospheric effects of a fantasy world become unimportant. The background of the character is made irrelevant. The whole thing is an exercise in game mechanics.

Put bluntly, it becomes boring to anyone with any imagination and creativity.

Let us consider the situation faced by the Knight of a romantic legend when he comes upon a damsel in distress. This is a classical motif. The Knight, if he is to remain true to his vows of Knighthood, will do the chivalric thing and attempt a rescue. That is eminently predictable if the PC is acting in character.

Now, let us consider the 'clever' referee who delights in trapping PCs with cute tricks. Knowing that the Player will have his Knight behave in character, he 'arranges' for the 'lady' to be a vicious little vixen who will deal treacherously with the Knight the first chance she gets. The nature of the treachery is not important, for the moment. What is important is that she will certainly behave treacherously. That is the sole reason for her being there. The referee, preying on the Player's fitting concern about playing his PC in character, uses that concern to bushwack the PC. But as for his 'lady', he feels little concern that she is not acting in character. Rescued damsels tend to show a warm regard for their rescuers. We have innumerable authorities to establish that as a fact. But, instead, the 'lady' of this adventure sandbags the hero when he is sleeping, steals his purse and horse, and slips away - or whatever! It's plain cheap gaming.

If the lady were to act in character, she could provide plenty of 'excitement' while remaining supportive and adoring. For instance, the damsel will be very ready to volunteer that her Lord can whip anyone else in the place and, hands on shapely hips, will glare defiantly at any fighting men present, daring them to prove her wrong! That is always good for a nasty joust or two. Or she may have extraordinary expensive tastes and, once an inn has been found, will proceed to order a veritable banquet and then eats like a bird. She will become weary at the most inopportune times and will refuse to go any farther until she has rested. She will demand that her Lord's squire fetch and carry and wait on her every whim, driving the poor lad to distraction. She can, in short, make life a real trial for her rescuer - and all perfectly in character. For his part, the Knight will be torn between utter frustration and a growing infatuation with his Lady, who is invariably beautiful and well-born and has a rich, influential father who just might further his interests if he can only get her home safe and sound. That 'home' is a hundred leagues away, across hostile territory, is another insignificant complication. Such are the beauties of honest role playing. Players can be driven close to the brink of insanity without a single 'tricksy' move on the part of the GameMaster.

From this point of view, the damsel in distress can prove to be a proper 'monster' - a worthy adversary for the PC. At the same time, she will be entirely on his side so long as he proves worthy of her and shows conventional devotion to her needs.

If monsters are people, too, then people can also be monsters in their own way.

Let us consider a situation in which a conventional encounter can be opened up into a wide range of possibilities. It can also be forced into a highly restricted combat response if the GameMaster ignores his own role playing duties.

A party of adventurers are sitting around their campfire. It is some- what after sundown, the region is a wilderness known to be filled with dangerous animals and roving bands of goblins and other creatures of their ilk, and the party is somewhat jittery because of the unusual night noises. They killed a deer late in the afternoon, and several fine haunches of venison are roasting on wooden spits over the fire. The meat is almost done to a luscious bark brown. The aroma of the roasting flesh is wafting on the night breeze. The men in the party wait expectantly as the cook leans forward to test the meat ...

This is an ideal time for an 'encounter'. There is a sound of bushes rustling, the snap of a twig underfoot, and a band of goblins stumbles out of the undergrowth. They number perhaps three times the party. The adventurers, somewhat forewarned, have left to their feet and are reaching for the nearest weapons close to hand.

At this point, the stereotyped response is immediate battle. The goblins charge and the adventurers meet the attack. The non-role playing referee regards all goblins as always having it all together. They know exactly where they are, have completely scouted the adventurers, are agreed on their tactics, and always will be the nasty bad guys who attack without warning or mercy. To be blunt, the referee regards the monsters as nothing more than the fantasy equivalent of unthinking, unfeeling cannon fodder to be hurled at the adventurers without any thought about what the monsters themselves want. They are the monsters, right? Everyone knows that monsters always attack first and talk later - provided that they bother to take prisoners.

On the other hand, good character play asks a number of questions that do not readily occur to the referee who automatically assumes that all monsters are ravening automatons.

First, what are the goblins doing here? They could be a 'patrol' - the usual function of goblins in some fantasy campaigns. But suppose, instead, that they are a lost patrol: lost, bewildered, and terribly hungry because no one in the group knows much about hunting, and they haven't been able to bag so much as a single cottontail since their rations ran out three days ago. They are bitten by mosquitoes, plagued by clouds of black flies, scratched by thorns and brambles, and generally exhausted and fed up from days of wandering aimlessly in circles. Now here they are in a clearing, with two lovely legs of venison roasting over a fire and seven rather tough and well armed men in possession of it. And nobody seems very 'surprised' or overawed, either.

Sure, the goblins might fight. But - just perhaps there is another way. Put yourself in the shoes of the goblin leader. Your men are exhausted and weakened from hunger and the ordeals suffered over the last days. Worse, they are demoralized and beginning to show a serious disrespect for discipline and your leadership - which hasn't been very good of late. Besides, you are just as tired and demoralized, yourself, and you would much rather eat than fight, come to think of it. Even if you fight and win, a good number of the troops are going to end up dead. And your chieftain does not like that, unless there is a good deal of loot involved. This bunch seems fairly well outfitted, but there is no show of obvious wealth. All they have for sure is that pair of lovely legs of roasting venison, and your chief simply won't understand how important and valuable that venison is right now.

Question, Mr. GameMaster: What do you do as the goblin leader? Also, to complicate your decision a little more, pretend for the moment that your goblin leader is the only character you are going to play for the rest of the session. If you lose him, you are out of the action for the rest of the time today. Of course, being GameMaster, that is not really the case. But if you were only a Player, you would likely be facing trial possibility. Consider that your reactions are a lot different if you have strictly limited resources, character-wise, than if you have an unlimited supply to fool around with.

That difference is the difference between monsters being people and otherwise just a pack of faceless, mindless sets of gaming statistics to roll dice around! That is also the difference between inspired role playing and mindless dependence upon appearance tables and reaction out-comes.

Maybe - just maybe you can swing a little deal here. Try talking first. It won't hurt. If you get lucky, you might end up with a full belly and avoid a fight. After all, you could always trail the party later and bit them in a proper ambush when your troops have both their spirits and strength up. Or you could use the few minutes spent in parley so that the troops can edge into baller position for an attack. For that matter, you wouldn't be in this miserable spot in the first place if Snogg didn't have it in for you and stuck your troop with the rotten missions in the first place! Come to think of it, you and your boys haven't even seen any silver for the last two moons, and that's made this a really raw deal.

'Hey, youse guys, don' shoot! Boy! Is we glad to see youse guys! We been trampin' 'bout these blankety-blank hills for days, now, and we- us-well, we got us kind of lost, you know. Uh, any of youse fellas know the way to Thunder Mountain, huh? Say - is that roast deer you got there? Sure smel Is good . . .'

It's all up to the PCs now. The Players are going to name the game, not the GameMaster. This is role play - interaction time. The goblins are pretty much in position to make a fight of it, but it might not come to that if the Players are quick on the uptake. Some very strong lines of alternate play have been built into the situation because the Game-Master has settled in his own mind the psychological state of mind prevailing among his monsters. Just about anything can happen, depending on the Players and their own wit in handling the situation.

Let us suppose that the PCs decide to be wary and watchful. They decide that they could probably win the scrap - the goblins do look a sorry sight now that they've had a moment to study them. A little handout might be preferred to a fight, though, because the adventurers still have a long way to go through hostile territory and a truly hair-raising raid to perform at the end. A leg of venison is sacrificed in the interests of studying on the problem a bit longer.

As the ravenous goblins dig into their victuals, one of them is over-heard muttering to a companion that 'This be the only good luck we had lately, Goraab. Firs' we gels that new chief and all his stupid blankety-blank rules and spit 'n polish inspections. Then there's no pay comin' for more 'n two moons. We draw day guard duty for a full month just 'cause a few of the guys snuck some beer on that route march. An' finally this here dumb patrol. So what happens? We go and gel us lost, that's what! I'm tellin' youse, Goraab, we got no luck at all. We should've stood at home in beb. Gee, this here deer's real good! Wunner iff'n we can gel any more...?'

It takes a really stupid bunch of Players not to pick up on the drift of this little conversation. This is a platoon of very irate goblins, ready to chuck their former employment if anyone makes them an offer they can't refuse. Right now, that would come to a handful of silver, regular meals, and a firm promise of a good scrap and loot later on.

This is only one of a core of possible lines of play that can develop. A lot depends upon the GameMaster, though. He has to decide what his 'monsters' are up to in the first place. To a degree, ibis argues strongly for planned encounters. Randomized encounters have a definite place in role play, but a deliberately pre-arranged encounter can be thought out a bit in advance. The motivations of the monsters can be settled on, and their reactions can be prepared for in advance. This permits the GameMaster to enter into the role playing proper, which is the most enjoyable part of many adventures, after all. Direct interaction between monsters and players also develops the Players skills in this area, so that they do not lapse into that boring habit of drawing weapons and wading into every stranger they meet out of an entrenched feeling of paranoia.

Never forget that monsters are people, too! They have their own personalities and their own personal histories, their own ambitions and fears, weaknesses and strengths, enemies and axes to grind, etc. If these are kept in mind even a little bit, a campaign becomes greatly enriched by often hugely enjoyable role play interactions. The GameMaster, through his characterizations, can cross mental swords with the Players in an entirely different form of 'combat' in which NPC or PC can reasonably and believably turn a situation to advantage. ('I just don't know what went wrong, Farley. That Goraab seemed a real sucker for a game of craps. You think maybe he palmed the dice and switched a pair of loaded ones on me? Naw-he's too stupid for that!')

The guiding principle to follow when gauging the conduct of most NPCs, monsters, and beasts is to decide what you would do if you were such an individual in the same situation. This sometimes requires a bit of careful role playing to gel oneself in the proper frame of mind.

Let us consider a pack of savage timber wolves who have encountered a party of three hunters deep in the woods. The men seemed easy prey at first, but those long wooden pointy things the two-legged ones are grasping in their paws are sharp and nasty! Old Growler's clown already and bleeding badly, Dear Stalker's clearly dead, and you and several others in the pack have been painfully nicked. Time has come, Grey Leader, to decide whether these two-legged creatures are as tasty as they looked at first. Sure, you're the mighty leader of a strong pack. But a few more minutes of ibis and you won't have much of a pack to lead.

Wolves aren't at all stupid, and pack leaders are the smartest of a canny breed. A pack leader knows when to cull his losses. There is plenty of easier prey in the forest. So why wait for a morale check? The wolves are bugging out-now!

Why is it that the enemy-whatever it is-in some fantasy campaigns are oblivious to personal danger and keep coming right down to the last man or goblin or wolf or troll or green slug or whatever? The answer is simple. The referee is guilty of not thinking out the reasons behind the NPCs' conduct. The motivations animating the NPC are very important. Such considerations like the ones illustrated above will be totally beyond the ability of any game mechanics to handle properly. No random dice results can be devised to provide appropriate and realistic reactions to ongoing events. A great deal depends upon the GameMaster's personal judgement. By starting with the insight that monsters are people, too, the GameMaster will be more able and willing to climb right inside their skins and see through their eyes. The results are worth it. The very best GameMasters in the business tend to do that as a matter of routine. The result is a gaming session filled with excitement, tension, and laughs.

Best of all, it gives the GameMaster a chance to get in on the fun of role playing which his Players are enjoying.

The development of a rounded personality for an NPC is never more important than in the case of a major NPC who will accompany a party for a considerable period of time, or who will play a major and influential role in determining the course of action for a good portion of the campaign. A powerful wizard who is in opposition to the PCs, for in-stance, needs to be drawn in some detail - at least in the GameMaster's mind. What kind of a person is he? How does he affect subordinates? How does he lay his plans against foes he clearly regards as inferior worms? Sauron, in the Lord of the Rings, is not really encountered until the very end of the trilogy. However, we know him well from the actions of his minions. Orcs under his command, for instance, are petrified with terror of Sauron and his Nazgul lieutenants - so much so that they maintain a rigid discipline even when removed from their direct scrutiny and supervision. On the other hand, it is clear that the Orcs will be more lax and prone to commit breaches in discipline when their leaders are less powerful.

Taken along another line, the new C&S contains a section on the mental set of Demons. Very powerful Demons will have an arrogance and a sense of power that often blinds them to the chance that a seemingly weak opponent can still stalemate them or even defeat them. This is the fatal weakness, the Achilles Heel, that renders them open to failure. Every NPC, human or otherwise, must have such a fatal flaw, and it often is related to a quirk of personality. Without role play, such weaknesses become quite irrelevant. Even mighty Demons like Lucifer are people, too! They make mistakes. They can be fooled. They can overreach themselves. They can be corrupted or bought. They can be too clever for their own good. They can be surprised, baffled, shocked, and bewildered when faced by the unexpected. But only if the GameMaster abandons his all-knowing position as referee and descends into the arena to enter into their skins and act as they would likely act in the situation.

Archaeron

Where does one begin to describe a world with a designed area of more than 10,000,000 square miles, containing several dozen nations, and some thousands of towns, cities, manors, and castles, with cultures ranging from Neo-Classical to Dark Ages and High Chivalric feudalism, with purely Barbarian societies mixed in for seasoning? Such a world is Archaeron, and it never stops growing.

Some thousand years ago, the world was largely united under the tyrannical rule of the Dragon Kings, who possessed great Magicks and many Firedrakes to ensure their dominion. However, led by Oberon, Lord of the High Elves, Thorsald Iron Shield, King of the Dwarves, and many lesser lords of the race of Men, the oppressed subject races rose up to cast down their masters. Outnumbered thousands to one, the hard-pressed Dragon Lords augmented the strength of their Dragon steeds with legions of monstrous Goblinoids and Trolls, which they bred in their foul laboratories. However, their powers had grown less over the many centuries of their rule, and their power was broken. Driven to a final refuge on the Dragon Isles in the middle of the Western Sea. The remaining Dragon Lords managed to survive but so few were the numbers of this long-lived but slow-breeding race that they could not hope to recover their lost power for many generations. The terrible war fractured the fabric of civilisation, with the Empire collapsing into a number of tiny nations and large expanses of barbarous wilder-land between. Relations between mankind and the less numerous races of the Elves and Dwarves became strained, and the Elves retreated into the woodlands, the Dwarves into the mountains. Where men were able to maintain some elements of the former Empire, fairly civilised nations emerged (neo-Classical, on the Ancient Egyptian, Greek, or Roman model). Others were reduced to pure barbarism (Steppe Nomads, Nordics, Celts) or feudalism (basic Chivalry & Sorcery' pattern). In the regions most dominated by men, the monsters were decimated but beyond these regions in the vast wilderlands they remained in considerable numbers.

I manage the feudal states and the steppe barbarians. This region consists of 9 feudal nations located along the shores and slightly inland of the Western Sea, which separates the two principal continents currently known in the world. To the east are expanses of forested wilderness, mountains, and, in the Southwest, desert. Beyond that is the vast grassy steppeland of the "Horse Peoples."

To set up these regions, I employed the economic/military/social systems I tamed in *Chivalry & Sorcery*, the *Sourcebook*, *Swords & Sorcerers*, and *Bireme & Galley*. To speed up the design of such an extensive region, I evolved an "instant" feudal holdings system (in *Swords & Sorcerers*), while economics systems were developed (in the *Sourcebook*) to give a more detailed picture of the resources available to both nations and individual characters. When determining the locations of castles, towns, etc., I took into account the effects of the presence of rivers, overland trade routes, and natural terrain when deciding upon the size or strength of a particular population centre or fortification. I also left large expanses of wilderness around and within the national boundaries to permit characters room to expand and also to adventure outside the strict limitations of the social and legal patterns in the "civilised" areas.

It is impossible for a Game Master to develop every detail beforehand when conducting a campaign on this scope, so many specific elements of play are left untended until shortly before the action is proceeding into an area. When the action can be expected to move into a new area, I then develop the principal NPCs in the region, detailed maps of the countryside, etc., which are necessary to carry the role play. To assist in this, I designed a number of lists of standardised NPCs, several "model" villages, towns, and castles, and a few other elements of local 'colour' - which I can activate at need. I have not randomised these elements, however, as I prefer to have a largely preplanned region available to permit me more time to develop atmosphere and attend to the role-play of the participants. Randomisation is used only where I deem a sudden and unplanned encounter, etc., to be appropriate to the story-line I and my players are evolving through our moment-to-moment interactions

Of course, once an NPC does appear on the scene, he becomes part of the on-going campaign, and characters often choose at later dates to seek them out. For instance, one character always makes it a point to call upon several of his NPC "friends" when he is in the area. Not only is this "in character," an expected courtesy, but it often provides food and lodging for the night and a source of much needed intelligence about what has happened in the region while the character was absent. (Such meetings permit me to brief players on current conditions without disturbing the atmosphere we are trying to create and maintain. It also limits significantly the kind and amount of information that the characters could know, which affects role-play significantly.) I often make notes of such encounters to maintain later continuity of my NPCs own personalities and roles in actions that develop in the future.

Needless to say, I have brought a lot of bookkeeping upon myself because I have chosen to run a campaign of large scope. One could just as easily keep the action in a fairly small region. Design is solely a reflection of the Game Master's preferences and the availability of time.

We aim at developing "local colour" out of the conviction that atmosphere is essential to role-playing in character. This conditions the "feel" of Archaeron.

For example, the religious life of the feudal regions is highly varied, with two basic religions predominating. One is loosely modelled on Christianity, but while its outer trappings resemble "Christianity," the Faith involves worship of the High One who sent his Prophet to give men the Word. Believers are somewhat intolerant

of variant beliefs, and members of different sects often become embroiled in most unseemly shouting matches and brawls over an article of faith. Further, to provide variety, one region has no priestly class as such; only monastics, who live somewhat cloistered lives and who provide some of their number to perform "priestly" tasks amongst the general population, as well as to minister to their medical needs because they are also the local physicians. Another nation has a priestly hierarchy right up to Primate, but no monastics. One of the nations has a "Pope" or spiritual head of the church, who lays claim to the obedience of all true believers-but that authority is not recognised in many of the other nations. Or again, in several states, the separation of Church and State is complete, with clerics subject to canon law and immune from the laws and courts of the temporal ruler. In others, the clergy are clearly under the authority of the monarch or the local lords.

Several of the feudal states are devoted to the worship of the Dark Lord, a religion dating back to the Empire of the Dragon Kings. The priests of the Dark Lord are really Mages, Hex Masters or Necromancers, who perform no "miracles" in the C&S sense, but rather rely upon magical spells and Demonology for their power. To escape European connotations, the names and some of the abilities of Demons have been altered, and specific rites have been evolved to invoke and control them, which do not appear in the basic C&S. Local colour is thus served, and I can escape the fundamentally mediaeval European flavour of C&S to create the "feel" of another "reality."

In short, I "meddle" with my own rules to produce the environments I desire. The monastic priest/physicians of the Marches, for instance, have no miraculous curative powers but rather rely on the medical skills as outlined in the Physician rules in the *Sourcebook*, while ordinary "brothers" have surgeon skills. They are also total pacifists in that they will learn no use of arms and depend upon the highly warlike Holy Fighting Orders (whose members have no clerical powers) to defend them. In Artegon, the seat of the - Pope," the physician arts are forbidden and all medical treatment is performed by the Priests. And so on. In this way, each "class" of player character is modified according to locality and so becomes a sub-class. All one has to do is disconnect some of the modules governing his class or add others to it, or to prohibit certain character types from arising in a particular locality because of the nature of the religion. Paladins, for instance, some only from the Holy Land and may practise only three miracles per day (a deliberate limiting of their powers as outlined in C&S).

The same "meddling" is even more present in the matter of the practise of Magick. Primitive Talents may arise anywhere, but the learned arts are restricted according to locality. If a character has a calling to a branch of the Arcane, which is not a subject of specialisation in his region, he can advance only to MKL 7, after which he must journey to a centre in which his Art is practised to a high degree. In Archaeron, for instance, Necromancy, Alchemy, Astrology, and Witchcraft (Hex Mastery) are high arts. In the Marches, Forestry and Weaponcraft is the speciality. In Artegon, practise of Magick of any kind is a burning offence, but Shaman may be found in the wild hills of the region, where the people still hold to many of the Old Ways despite the power of the Church. In Kargard, Mages specialise in Cabbalism and the Magick Square. Furthermore, there may be internal specialisation as well, for in Erewhon the practise of Enchantment emphasises Illusion, while in the city of Delgon in Archaeron (the only centre for the study of Enchantment Magick in the land) it is Command, which is emphasised. I have also limited the numbers and kinds of spells readily accessible, which requires characters to go out and find ancient scrolls and books or else managed to "influence" a Great Master to accept them as apprentices or students.

Social rank has different meanings in different regions. In Archeron, it is the Mages who occupy the positions of - 'nobility.' with status being determined by magical proficiency and political power. Their "underground" rule extends far beyond the borders of their land through the Kingdom of Hwicca. In Artegon, only Priests hold rank worth mentioning. I have developed, therefore, a number of tables to determine social ranks, which are variations of those in C&S. In the Marches, for instance, one may be a knight, but all command ranks are held by Knights of the Fighting Orders. The social determination table for this region is therefore significantly different than it is for Artegon. Systems are, to repeat what I said earlier, nothing but the instruments to produce desired results and must be modified accordingly. The Only True Way is the one a Game Master requires to create his world. There is not now, nor will there ever be a universal set of rules which will meet all the needs of all players.

Within the "civilised" - lands I control are a number of places of mystery-often ruined towers or even deserted cities abandoned since the collapse of the Empire. These serve as local sources of legend and sometimes of horror, which require exploration by intrepid bands of characters. Such places are even more common in the wilderlands beyond the boundaries of the settled regions. I have about 20 "dungeons" which I use in the campaign, some of which are decidedly low key and are suited for penetration by low-level characters. We have an understanding that such penetrations will not be made by high-level characters, nor will exceptional magicks be employed during the adventures-and that means on both sides. This gives the beginners to the game and the low-level characters a chance. On the other hand, there are places so hostile and magical that even the Great amongst us approach with extreme caution. In any event, the amount of magick, treasure and monsters located in such places of mystery are limited and finite. They can, in short, be totally exhausted and thereby rendered "safe." In this way I avoid the inbred practise of adding and adding and adding to an existing - 'dungeon' or breeding countless monsters simply to provide further opposition to the characters. I like something new, too, and putting all my eggs in one basket is too limiting. Furthermore, by providing "mini-dungeons" - which are easily drawn

up and which can be encountered by wayfarers quite unexpectedly as they journey along on an overland adventure, all of us have a wider range of options.

For example, in one expedition, a band of characters remarked a dark tower outlined against the sky on a distant ridge; and though they could not investigate because of other pressing business, on a later date several returned with other characters to discover its secrets. The fact is that I was prepared for an immediate penetration on the first occasion, but the adventure scenario could be played around it. The players so opted, but noted the tower's existence for future adventuring.

Again, many of our characters have designed their own residences, which always have the capability of being mini-dungeons to be invaded by others. In such cases, the player of that character becomes the Game Master for that portion of the adventure—often with excellent results. Nor do such places have to belong to Mages, as we often have adventures in which no magick is practised.

The wilderland is a region in which almost "anything goes." Unexplored and untamed. It is the natural place to allow encounters of dangerous beasts and "wandering" monsters, and the random tables we developed are printed in the *Sourcebook*. Whether it is only a group of characters out on an afternoon's hunt or a full-scale expedition being mounted— to reach a distant destination, the outdoors becomes an exciting arena in which players can practise woodcraft and take into account the problems of outdoors survival, as well as confront murderous ambushes, legendary beasts, and unexpected places of mystery.

In one section of my wilderland is a great valley surrounded by a high range of mountains cut by only a few treacherous passes. Inside is a small region populated by rugged frontiersmen and intrepid settlers, an outlaw band, and a tribe of dwarves. This is the "settled" region, and it is wilder than most. Beyond the Black River to the east is a great forest. The Enchanted Forest, for so it is, has been transformed over the centuries by an Enchanter reputed to have lived even in the days of the Empire and who, apparently, is still alive! Once inside the forest, subtle Illusion spells begin to work on members of any party venturing there. Thus all is not as it seems. I have the actual map of the region as it is, but by the time a party is several miles within the forest, my map and theirs are significantly different. Physical details are altered by spells creating illusory landscapes, and sense of distance and time are lost so that even the illusions are not placed where they in fact occurred, if someone is mapping.

One party, which penetrated this strange forest, included my own Alchemist, Anhydrous Distillatus, a Necromancer by the unlikely name of Gravely Headstone, and an assortment of other characters including a squire of ducal rank (his Knight and sergeants had been poisoned by Anhydrous when the squire converted to the Dark Lord and was about to be returned by his Knight to the fury of his Crusader father), a female High Elf studying medicine with Anhydrous, her two NPC Wood Elf guards, a drug-using Sergeant, three dwarves, and a thief. One by one the characters succumbed to the illusions of the forest. Anhydrous, who resisted again and again, kept falling asleep, utterly fatigued because of the strain of his resistance. That something was amiss became apparent early in the adventure when one of the dwarves suddenly attacked a stand of fir trees, shouting a battle cry and calling upon his companions to aid him in slaying the fell trolls!

Soon afterward, the party met five trolls feeding upon the body of a hapless wayfarer. The fighters insisted on attacking but the Mages merely drew an enchanted circle of protection and waited for events to unfold, amusing themselves in the meantime with highly erudite discussions of fine points involved in the enchantments of magical foci. Only grudgingly did they break off this fascinating talk when the cries of their companions for assistance broke their concentration, and a few fireballs were loosed to drive off the pesky trolls and get things down to a point where a "man could think." Subsequently, while exploring the mysteries of a magical pool whose contents kept changing their magical qualities each time they were tested, the party was surprised by a huge band of trolls and goblinoids. Taking cover, all except the Alchemist and the Necromancer prepared an ambush, while those two worthies took position in the open to confront their foes and try to play a huge bluff. As soon as the trolls appeared with their goblinoid subordinates, the Mages challenged them and demanded that they give an account of themselves. Expending a few of his precious flasks of magick fire to create an awesome aspect, Anhydrous played the part of a powerful Mage (far beyond his MKL 9), while MKL I Necromancer Gravely Headstone had his only undead, a skeleton in armour, remove his helm and stare at the assembled band of monsters with vacant eyesockets. Several warning shots loosed from the surrounding woods, an arrow deflected by the Circle of Protection back into the throat of the Uruk Hai who shot it at Anhydrous (Gravely's luck is phenomenal; it was the most spectacular randomised critical hit I've yet seen!), and another gout of flame at the feet of the Chief Troll (the second last of Anhydrous' flasks of magick fire), and the whole mob broke and ran. It was a superb piece of role-playing.

Incidentally, during this adventure, Anhydrous was NPCed by Wilf Backhaus, who knew my character's personality well enough to

anticipate what I would have had him do.

Subsequent adventures included a meeting with the incomparable Arrgh Ruffluk, the canniest troll in the region, who asked the party to bear messages to his brother and his family, a sojourn in a vale of flowers as the guest of a beautiful maid (MKL 20 Conjurer) whose proffered drinks of greeting converted one member of the party into a frog and another into a 2-inch midget, a bridge defended by a Brazen Bull which sustained 200 points of damage from thrown rocks without being slowed down), and a score of other encounters ranging from pure fun to deadly seriousness.

Much of the success of this and other adventures arose from the character play. Anhydrous and his apprentice, for instance, have a continual struggle for supremacy. Deathly afraid of spiders, Anhydrous is constantly afflicted by the appearance of these hateful creatures -- which his apprentice studiously captures and releases whenever he is irritated at the treatment he is accorded. The apprentice, in turn, is afraid of running water and sunlight, which Anhydrous exploits to good results. Anhydrous and the drugguser are partners, running an Apocathery and Alchemy Shoppe in the city of Archaeron between adventures. Gravely Headstone met the trio at an inn, discovered their mutual interest in magick and soon became fast friends. Falling into the company of a beautiful female Elf while journeying to Grimsdale (the mountain-fast valley), Gravely and Anhydrous discovered her interest in medicine and shared with her some of their knowledge of anatomy -- Finding that she was journeying to visit relatives who live in the forest beyond Grimsdale, they invited her and her guards to join the party. Further on, at an inn, they met a Knight, a squire, and two sergeants in company with three dwarves who were leading them to their home in Grimsdale. And thus the plot unfolds, the party is made up, and alliances are formed.

Indeed, it was only because Anhydrous is an adherent of Morgoth that he poisoned the wrathful guardian Knight to protect the squire, who had been converted by Gravely's persuasive tongue to the worship of Morgoth. (One could not count his - 'worldliness' - and his eagerness to find a rich patron as motives, for Anhydrous is a "devout" man.)

In short, many of the developments in the adventure came from the players as they reacted to the situations, and after a time I was responding to their lead.

Archaeron is the product of several minds, not just my own. This appears repeatedly in role-play. It also appears in campaign design. Trevor Clarke is developing his own region as Game Master. Riyad Jones controls the - "Arab" lands and uses them to play test the systems he is developing for *Saracen & Crusader*—a delightful mixture of history and the Arabian Nights. Robbie Greenhill controls the Holy Land, wherein all our Crusades occur. Because we have been playing together for some time, and because we simply enjoy each other's company, our tastes and procedures are similar. Thus we find no difficulty in cross-play and can bring characters from one region into another without difficulty. Indeed, we are Game Masters together and, even in the middle of a scenario, can step out of character momentarily to solve a problem to mutual satisfaction.

Our youngest player, Rick Nickel, has developed the Nordic lands across the Western Sea, and threatens us constantly with raids and pillage. Of real interest are two large islands he has designed which contain a troll culture and a goblinoid culture—actual *nations* of monsters. Woe betide any ship lost in the perpetual fog which surrounds these dread isles, for mariners cast ashore there by shipwreck are hard pressed to survive. Rick is 15, a veteran of one year in *C&S*, and has ruthlessly mastered the rules to such a point that we are learning from him now.)

The key to success, we have found, is *knowledge* of the rules because that knowledge not only permits us to apply those systems appropriate to the situation, but also allows us to understand when to ignore certain provisions when their application would interfere with the role-play. Second, we function as a team and arrive at common policies so that there is consistency between the various parts of the world we Game Master. I don't have to be present to know what the other Game Masters have done, and I cannot think of an occasion when their approach to application of the rules did not parallel mine. Third, we are *friends* who enjoy each other's company and contributions, and who have a common stake in creating an ongoing fantasy world in which we all feel comfortable. This last consideration, overrides any personal drive to "win" at any cost and smoothes over situations, which could otherwise become tense.

We have developed several hundred player characters, and thus we all help to populate the world in addition to the NPCs. Because we have provision for character advancement in between expeditions, and because we can compute character experience in wars (miniatures battles) or by enchanting and learning spells, it is not necessary to play the same character week by week to get somewhere. Our playing group itself never numbers more than 10 and often a meeting has only 5 or 6 players, so communication is effective and team effort is possible in a way that is difficult to attain in larger groups. Of most significance, everyone has a chance to contribute, thereby taking a large portion of the load from the Game Master's shoulders.



Player:

Name:

Race:

Age:

Class:

Size:

Weight:

Body:

Fatigue:

Horoscope :

Lvl/MKL:

Experience:

Honor:

STR

PCF:

WDF :

race Char. class Spe.¹

DEX

Hit:

CON

(/)

Blows:

INT

Parry:

WIS

Dodge:

BV

APP

PMF:

EDF :

Limit:

FER

Volume:

CHA

Range:

Time:

Remember:

Read:

ALI

MIRACLE:

INTERVENTION:

Armor	Class	Hit	Dodge	Absorption

Weapon	Type	blows	WDF	Spe. ²	0-6	7-8	9+

1 Specialization : if DEX > 11 then P&D ±2% / lvl for fighters, ±1% / lvl for non-fighters

2 5 for fighters, 3 for non-fighters

Afterward

Since Chivalry & Sorcery was originally published in 1977 a great deal has happened within role playing. Obviously the designers have not existed in a vacuum and have been aware of the developments in the art, and Ed Simbalist has been responsible for some of those changes. The natural desire by designers to update and improve their work was matched by requests from FGU for an edition with more explanation and the need for larger, easier to read print. Thus, the wishes of the game designers and of the publisher converged and work was begun on the massive rewrite of C&S.

It had always been apparent that C&S was one of the masterworks in the role playing field. The breadth of coverage was monumental and the detail covered virtually everything related to the subject matter. Yet, despite the almost legendary status of the original edition, problems still existed. Many readers were confused by the very completeness of the work and bogged down in the more complex areas of the mass-action miniatures rules which had no bearing on the role playing aspect of the game for them. Hence, the miniatures rules have been removed from C&S and will be placed in the C&S Sourcebook for those gamers with an interest in large scale battles. This avoids the confusion over terms that confused many role players reading such rules in the midst of the role playing rules.

Though some areas of the rules have been deleted, entire new sections have been added to Chivalry & Sorcery. Ed Simbalist has now given us a detailed skill system for the game, which more accurately reflects both the genre represented and the state of the art in our hobby. The world and background are still there and most systems have been redesigned for greater ease of both play and understanding.

Here, at FGU, it is fully expected that this new edition of Chivalry & Sorcery will take its place with the old edition as a model of what a complete role playing game should include. It is hoped that the larger print size and greater emphasis placed on explanation will make this edition easier to understand and to play. No longer will C&S be seen as the ideal background book for any role playing game by many and as a game by only an elite group. The game systems are now designed to be used by all gamers.

A great deal of effort was put into this rewrite and a similar effort was necessary for the presentation. We are extremely proud of what C&S has always represented and are now even more proud of the presentation.

Long time C&S players will wonder about the status of the other volumes in the series. The Sourcebooks are being revised and brought up to the standards of this new edition. Similar work is being done on Swords & Sorcerers, Saurians, and Arden. FGU now recognizes the need for adventure packs for the game and these are in preparation. Thus, support material and expansions for the C&S system are in the works and will begin seeing print shortly after the release of this new edition of Chivalry & Sorcery.

It is hoped that you, the reader, will find as much pleasure in these volumes as we find pride and pleasure in presenting them.

SCOTT B. BIZAR
Editor, Fantasy Games Unlimited

Medieval and Fantasy Campaigns



Chivalry & Sorcery