



©TM


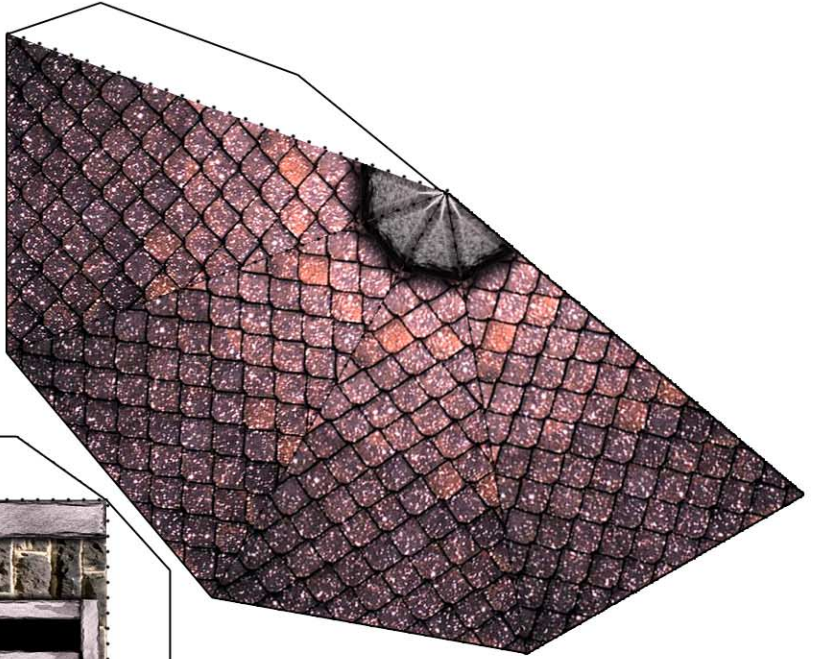
# Village Works™


Copyright 2002-2003 WorldWorks

## ROOF TOWER

The roof tower is a very simple model. Simply cut out, score and fold the model as noted. At this point you can decide how high you would like your tower to be. By printing multiple extension boxes (As seen on the left) you can raise the height of your roof tower. Glue your model together making sure the notched tower piece (As seen on right) is at the base of your tower.





Cut Through Black Lines and Borders \_\_\_\_\_   
Score and Fold Along Dotted Lines .....  
Score and Fold on Reverse Side 