

Dungeoneering Presents

Stone Kingdom: Columns Pack #1

The first of many (I hope) 3D elements for Stone Kingdom. Build 3- and 4-inch columns for your dungeons

Using Pieces


Print and cut out the size of columns you want. Then do the same for the bases (you will probably need to print the bases twice). Glue the columns to a base on the top and bottom.

Create!

The bases can be used by themselves as stone blocks or platforms.

Tips


- Glue a penny or washer to the bottom of your column's base for added stability.
- Print and cut a Stone Kingdom room to match the outline of columns for a roof. Adds a nice effect and it's more playable area. Use smaller roofs to make arches.



Dungeoneering.net




Dungeoneering.net



Dungeoneering.net



Dungeoneering.net



Dungeoneering.net



Dungeoneering.net

